



Republika e Kosovës  
Republika Kosova-Republic of Kosovo  
Qeveria - Vlada - Government

Zyra e Kryeministrit -Ured Premijera -Office of the Prime Minister  
Agjencia e Statistikave të Kosovës - Agencija za Statistike Kosova - Kosovo Agency of Statistics



# Energy Statistics

**October 2022**

**Prishtina, 23.12.2022: The Kosovo Agency of Statistics (KAS) has prepared the publication of Energy Statistics for the month of October 2022**

Kosovo Agency of Statistics (KAS) has compiled on a monthly basis a publication with data on production and consumption on coal, production and consumption of energy, import and export of energy and import and export of other energy fuels. This statistical publication presents statistical data for the month of October 2022.

The source of data are: Kosovo Energy Corporation (KEK), Kosovo Company for Distribution and Supply of Electricity KESCO, KOSTT and Kosovo International Trade Statistics within KAS.

Based on continued demand from various internal and external users and based on indicators of Eurostat which publishes the statistics of energy on a monthly basis, here are presented data of interest.

The purpose of the publication is to be mindful of the tendency of development of this sector.

The publication will serve as a useful reference base for all users of KAS statistical data and will serve as useful and relevant economic information for Kosovo.

In particular, we thank the Kosovo Energy Corporation and the Kosovar Company for Distribution and Supply of Electricity and KOST without whose cooperation this publication would not have been possible.

As the data are preliminary, the monthly publications will be revised when data on energy are released annually.

Proposals, suggestions and feedback can be sent to: [infoask@rks-gov.net](mailto:infoask@rks-gov.net)

## Publication was prepared by:

Ismajl Sahiti - Acting Director of Department  
Mensure Çerkezi - Acting Head of Division of Economic Statistics  
Hysni Elshani - Head of the Economic Statistics Sector  
Bekim Bojku - Officer for Economic Statistics

December, 2022

Acting Chief Executive Officer, KAS  
z. Ilir T.Berisha

## 1. Energy available in October 2022

In the month of October 2022, the gross generation of electricity from thermal power plants was 466.71 GWh, the gross generation from hydropower plants was 9.72 GWh, and the gross generation of electricity from wind and solar power was 25.26 GWh.

During the month of October of 2022, the gross electricity available was 529.93 GWh, while the consumption of electricity was 377.08 GWh or -7.93% less than the same month of the previous year. The share of alternative electricity within the total consumption was 9.28%

Meanwhile, the import of electricity in October 2022 was 246.54 GWh, while the export of electricity in the same period was 218.3 GWh (this includes the amount of transmission).

Coal production was about 7.55 thousand tons, or 6.07% more than in the same month of the previous year.

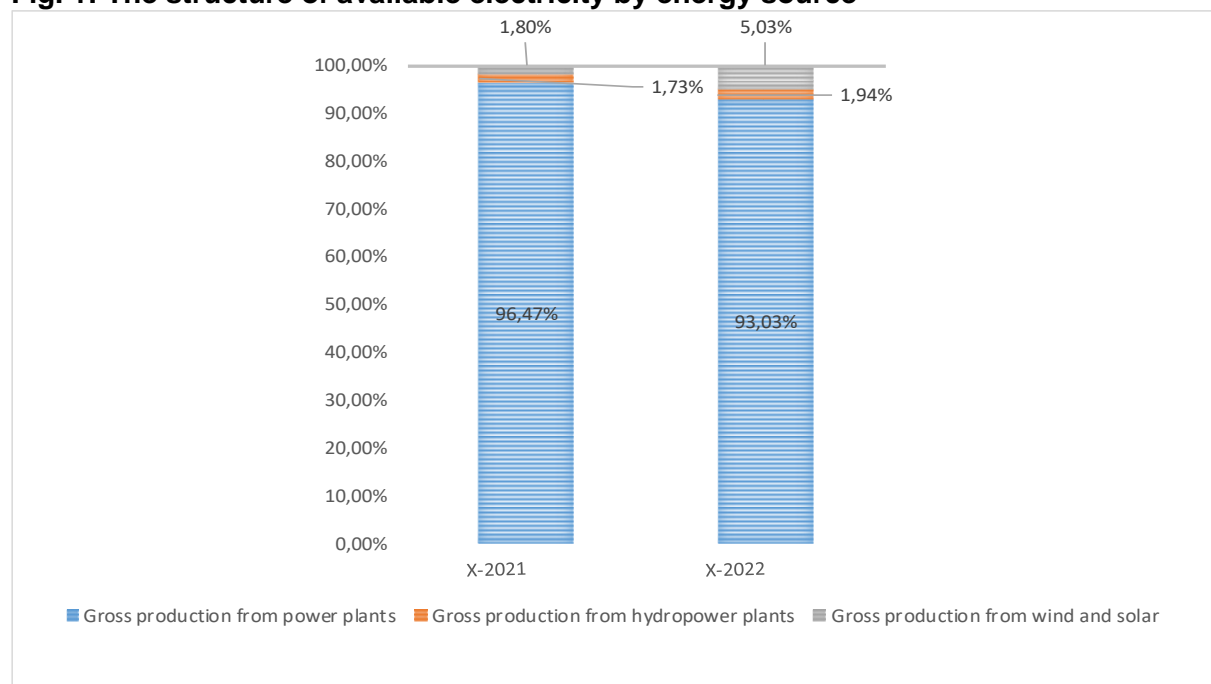
The tables and graphs below indicate detailed situation on the consumption of energy and other energy resources.

## 2. Electricity generation and consumption in October 2022

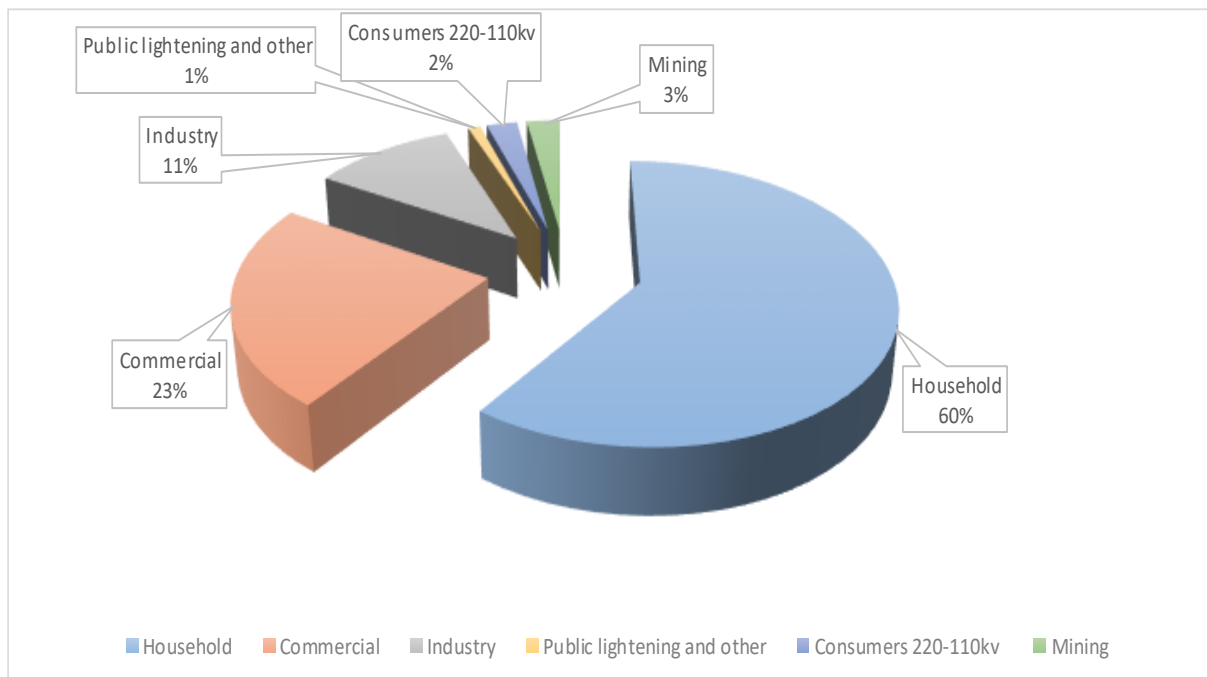
Tab. 1: Production and consumption of electricity in October 2022 compared to October 2021

MWH	10-2021	10-2022	X 2022 / X 2021 %
Gross production from power plants	579.279	466.712	-19,43%
Gross production from hydropower plants	10.409	9.717	-6,65%
Gross production from wind and solar	10.787	25.259	134,17%
Import	254.158	246.543	-3,00%
Export	230.064	218.299	-5,11%
<b>Gross electricity available</b>	<b>624.569</b>	<b>529.934</b>	<b>-15,15%</b>
Household	249.878	226.403	-9,39%
Commercial	88.373	88.375	0,00%
Industry	38.913	40.495	4,07%
Public lightening and other	3.588	3.556	-0,88%
Consumers 220-110kv	16.032	8.747	-45,44%
Mining	12.761	9.504	-25,53%
<b>Electricity consumption</b>	<b>409.544</b>	<b>377.080</b>	<b>-7,93%</b>

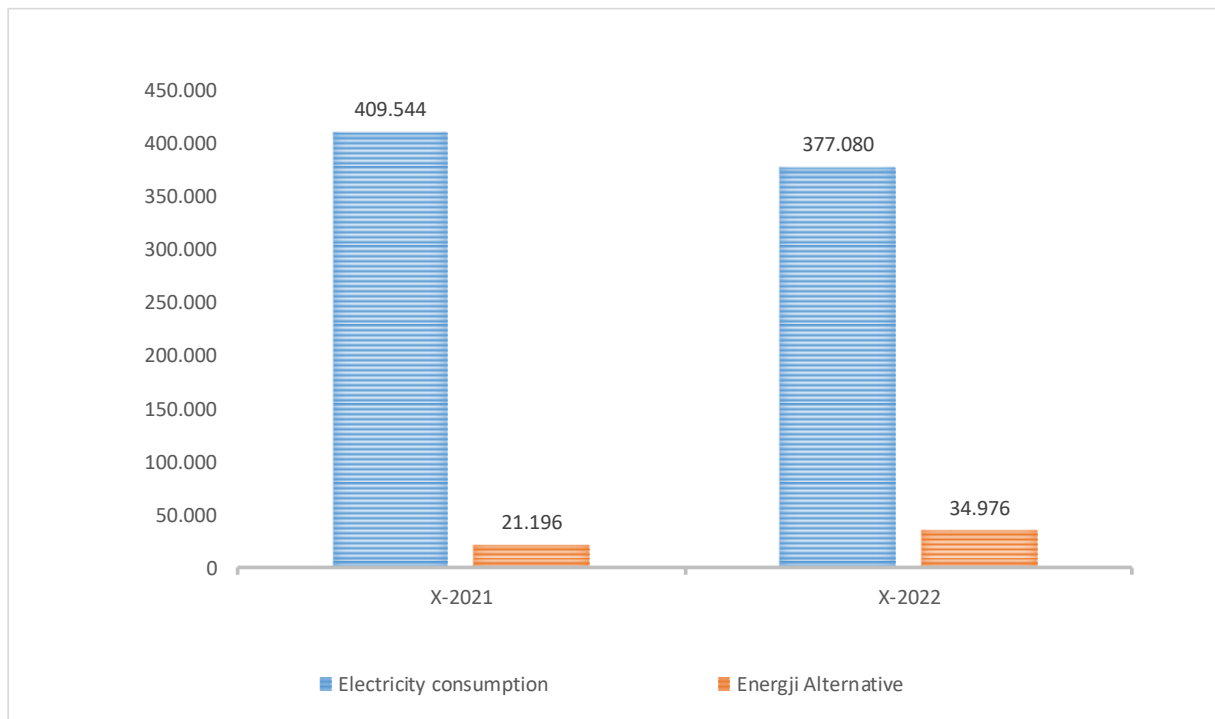
Fig. 1: The structure of available electricity by energy source

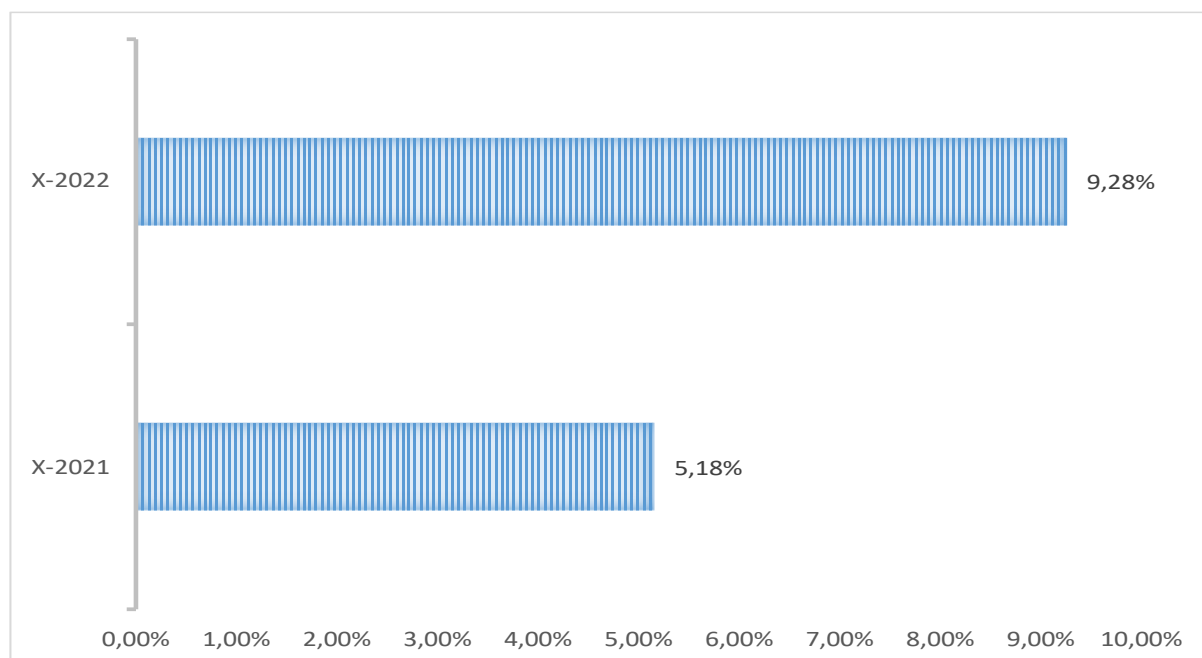


**Fig. 1.1: Structure of electricity consumed by sectors**



**Fig. 1.2: The amount of alternative electricity within consumption**

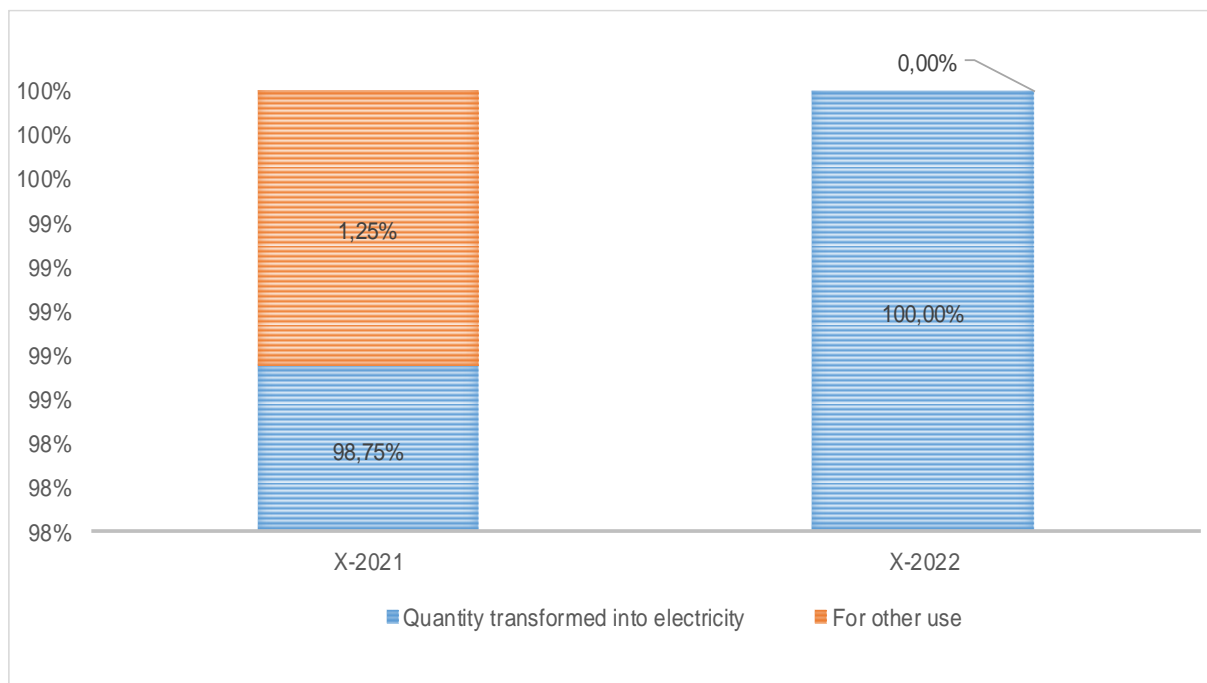


**Fig. 1.3: Participation of alternative energy in consumption of electricity**

### 3. Production and consumption of coal in October 2022

**Tab. 2: Production of coal in October 2022**

	10-2021	10-2022	X 2022 / X 2021 %
Coal production (tonnes)	711.850	755.077	6,07%
Quantity transformed into electricity	865.276	586.765	-32,19%
Coal imports	313	844	169,27%
Coal exports	19.733	0	-100,00%
Stock	388.295	681.098	75,41%
Ready to market	8.998	0	-100,00%

**Fig. 2: Participation of coal for transformation into electricity****Tab. 3: Gasoline in Kosovo for the month of October 2022 in relation to the same month of the previous year**

	(ton)		
Gasoline	10-2021	10-2022	X-2022 / X -2021%
Production	0	0	0,00%
Import	4391	3880	-11,64%
Export	0	0	0,00%
Stock	0	0	0,00%
Ready to market	4391	3880	-11,64%

**Tab. 4: Diesel in Kosovo for the month of October 2022 in relation to the same month of the previous year**

*(ton)*

<b>Diesel</b>	<b>10-2021</b>	<b>10-2022</b>	<b>X-2022 / X -2021%</b>
Production	0	0	0,00%
Import	48859	44905	-8,09%
Export	0	0	0,00%
Stock	0	0	0,00%
Ready to market	48859	44905	-8,09%

**Tab. 5: LPG in Kosovo for the month of October 2022 in relation to the same month of the previous year**

*(ton)*

<b>LPG</b>	<b>10-2021</b>	<b>10-2022</b>	<b>X-2022 / X -2021%</b>
Production	0	0	0,00%
Import	2088	1687	-19,23%
Export	0	0	0,00%
Stock	0	0	0,00%
Ready to market	2088	1687	-19,23%

**Tab. 6: Lubricating oils in Kosovo for October 2022 in relation to the same month of the previous year**

*(ton)*

<b>Lubricating oils</b>	<b>10-2021</b>	<b>10-2022</b>	<b>X-2022 / X -2021%</b>
Production	0	0	0,00%
Import	358	442	23,49%
Export	14	8	-42,26%
Stock	0	0	0,00%
Ready to market	345	435	26,07%

**Tab. 7: Oil with sulfur content more than 0.5% in Kosovo in October 2022 compared to the same month of the previous year**

*(ton)*

<b>Oil with a sulfur content of more than 0.5%</b>	<b>10-2021</b>	<b>10-2022</b>	<b>X-2022 / X -2021%</b>
Production	0	0	0,00%
Import	1161	1231	6,03%
Export	0	0	0,00%
Stock	0	0	0,00%
Ready to market	1161	1231	6,03%



- **Address: KOSOVO AGENCY OF STATISTICS,**  
Str. "Zenel Salihu", no. 4, 10000 Prishtina
- **Telephone:** +383 (0) 38 200 31 129
- **CEO:** +383 (0) 38 200 31 112
- **Fax:** +383 (0) 38 235 033
- **E-mail:** [infoask@rks-gov.net](mailto:infoask@rks-gov.net)
- **Web page:** <http://ask.rks-gov.net>
- © : Kosovo Agency of Statistics,
- Reuse is authorized provided the source is acknowledged.