



Republika e Kosovës
Republika Kosova-Republic of Kosovo
Qeveria - Vlada - Government
Zyra e Kryeministrit -Ured Premijera -Office of the Prime Minister
Agjencia e Statistikave të Kosovës - Agencija za Statistike Kosova - Kosovo Agency of Statistics



Energy Statistics

December 2022

Prishtina, 22.02.2023: The Kosovo Agency of Statistics (KAS) has prepared the publication of Energy Statistics for the month of December 2022

Kosovo Agency of Statistics (KAS) has compiled on a monthly basis a publication with data on production and consumption on coal, production and consumption of energy, import and export of energy and import and export of other energy fuels. This statistical publication presents statistical data for the month of December 2022.

The source of data are: Kosovo Energy Corporation (KEK), Kosovo Company for Distribution and Supply of Electricity KESCO, KOSTT and Kosovo International Trade Statistics within KAS.

Based on continued demand from various internal and external users and based on indicators of Eurostat which publishes the statistics of energy on a monthly basis, here are presented data of interest.

The purpose of the publication is to be mindful of the tendency of development of this sector.

The publication will serve as a useful reference base for all users of KAS statistical data and will serve as useful and relevant economic information for Kosovo.

In particular, we thank the Kosovo Energy Corporation and the Kosovar Company for Distribution and Supply of Electricity and KOST without whose cooperation this publication would not have been possible.

As the data are preliminary, the monthly publications will be revised when data on energy are released annually.

Proposals, suggestions and feedback can be sent to: infoask@rks-gov.net

Publication was prepared by:

Ismajl Sahiti - Acting Director of Department
Mensure Çerkezi - Acting Head of Division of Economic Statistics
Hysni Elshani - Head of the Economic Statistics Sector
Bekim Bojku - Officer for Economic Statistics

February, 2023

Acting Chief Executive Officer, KAS
Mr. Ilir T.Berisha

1. Energy available in December 2022

In the month of December 2022, the gross generation of electricity from thermal power plants was 585.54 GWh, the gross generation from hydropower plants was 48.97 GWh, and the gross generation of electricity from wind and solar power was 37.45 GWh.

During the month of December of 2022, the gross electricity available was 802.66 GWh, while the consumption of electricity was 539.66 GWh or -4.92% less than the same month of the previous year. The share of alternative electricity within the total consumption was 16.01%

Meanwhile, the import of electricity in December 2022 was 354.67 GWh, while the export of electricity in the same period was 223.97 GWh (this includes the amount of transmission).

Coal production was about 7.31 thousand tons, or 11.11% less than in the same month of the previous year.

The tables and graphs below indicate detailed situation on the consumption of energy and other energy resources.

2. Electricity generation and consumption in November 2022

Tab. 1: Production and consumption of electricity, December 2022 compared to December 2021

MWH	12-2021	12-2022	XII 2022 / XII 2021 %
Gross production from power plants	513.299	585.541	14,07%
Gross production from hydropower plants	13.480	48.974	263,32%
Gross production from wind and solar	29.343	37.449	27,62%
Import	407.008	354.671	-12,86%
Export	115.812	223.972	93,39%
Gross electricity available	847.318	802.664	-5,27%
Household	383.275	354.199	-7,59%
Commercial	113.421	117.736	3,80%
Industry	43.480	47.941	10,26%
Public lighting and other	4.154	1.051	-74,70%
Consumers 220-110kv	8.270	8.945	8,16%
Mining	14.999	9.790	-34,73%
Electricity consumption	567.600	539.662	-4,92%

Fig. 1: The structure of available electricity by energy source

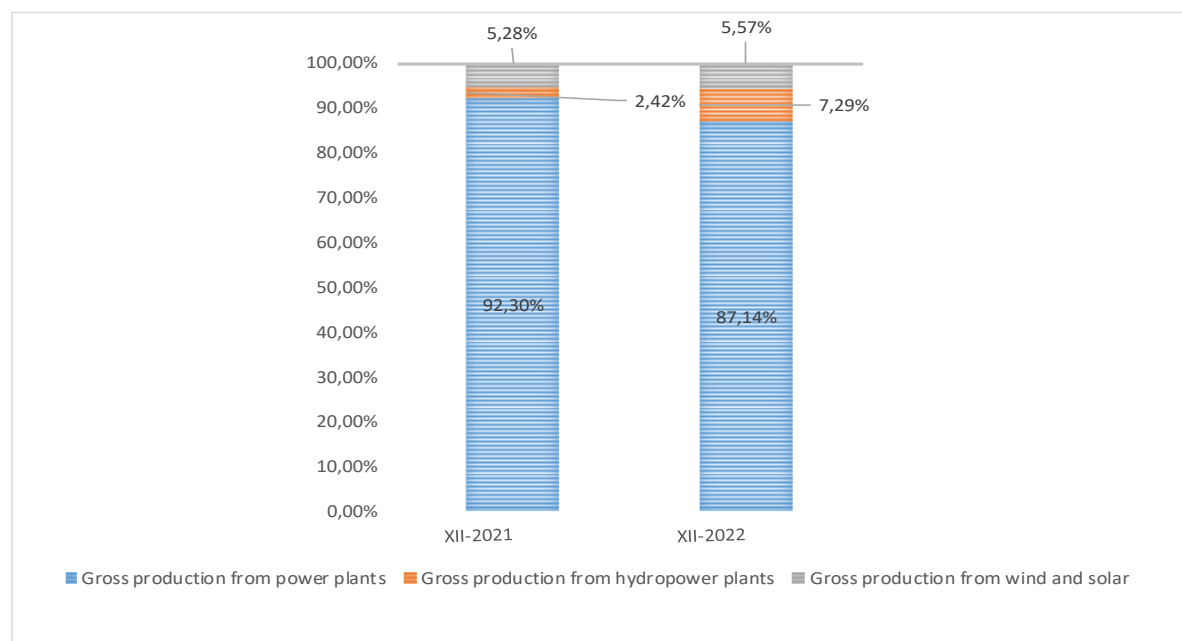


Fig. 1.1: Structure of electricity consumed by sectors

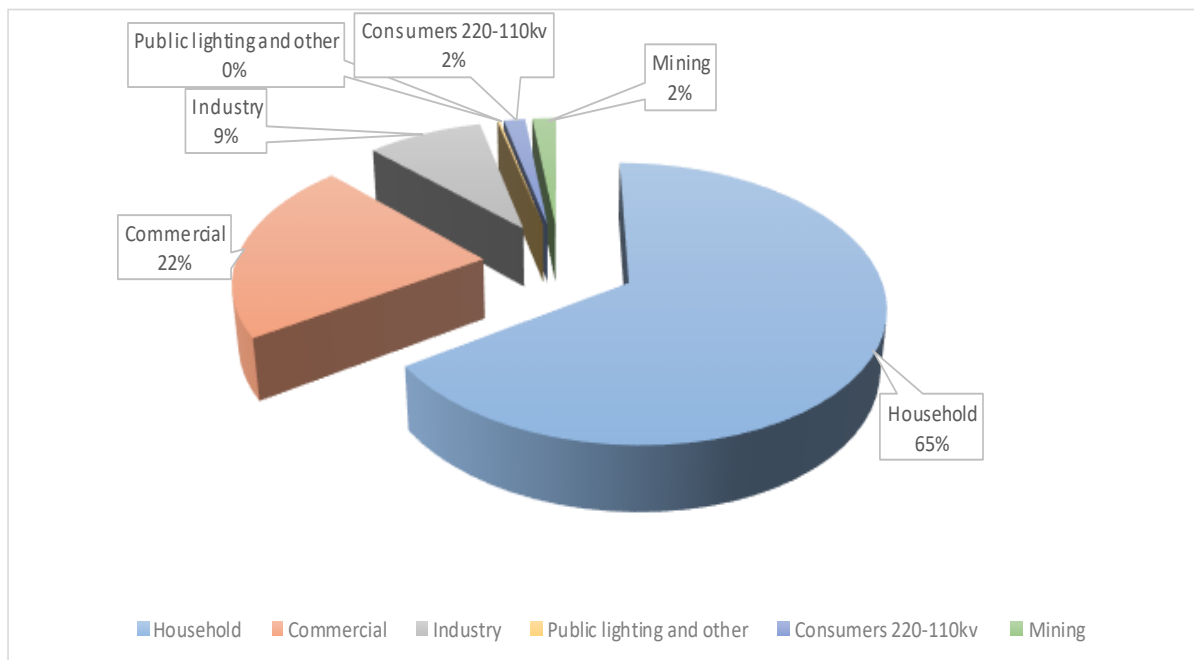


Fig. 1.2: The amount of alternative electricity within consumption

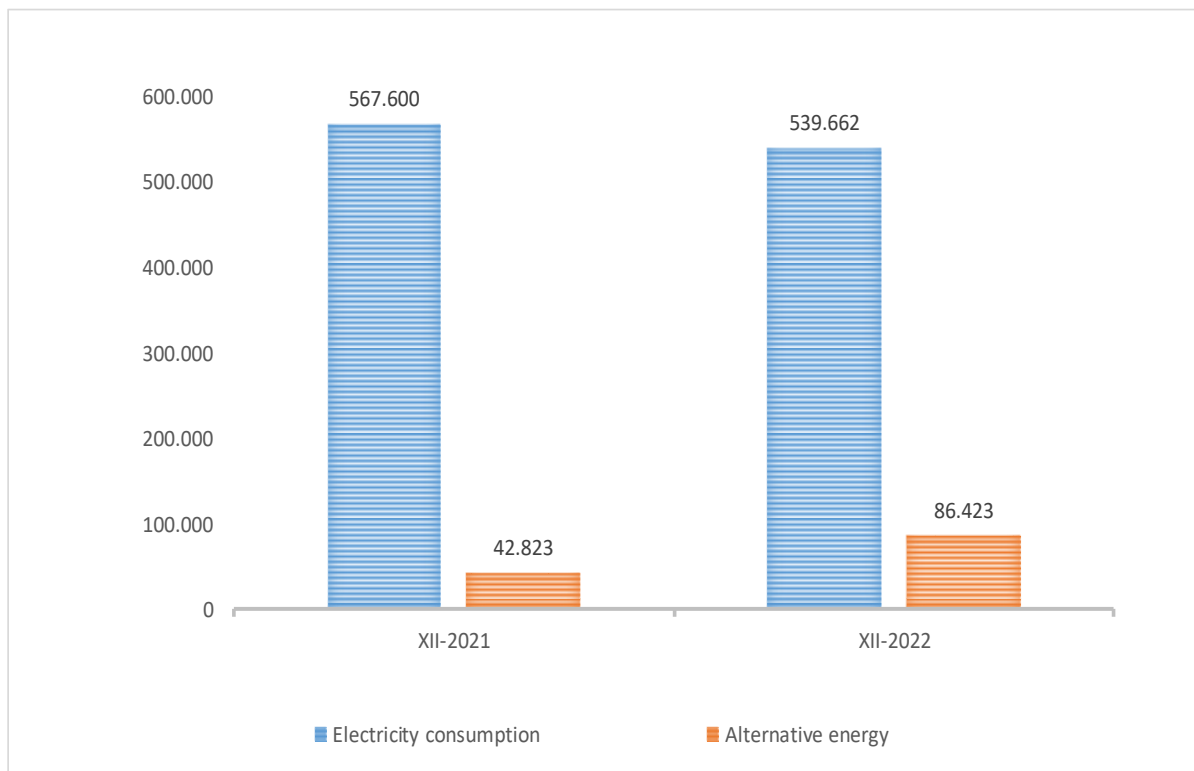
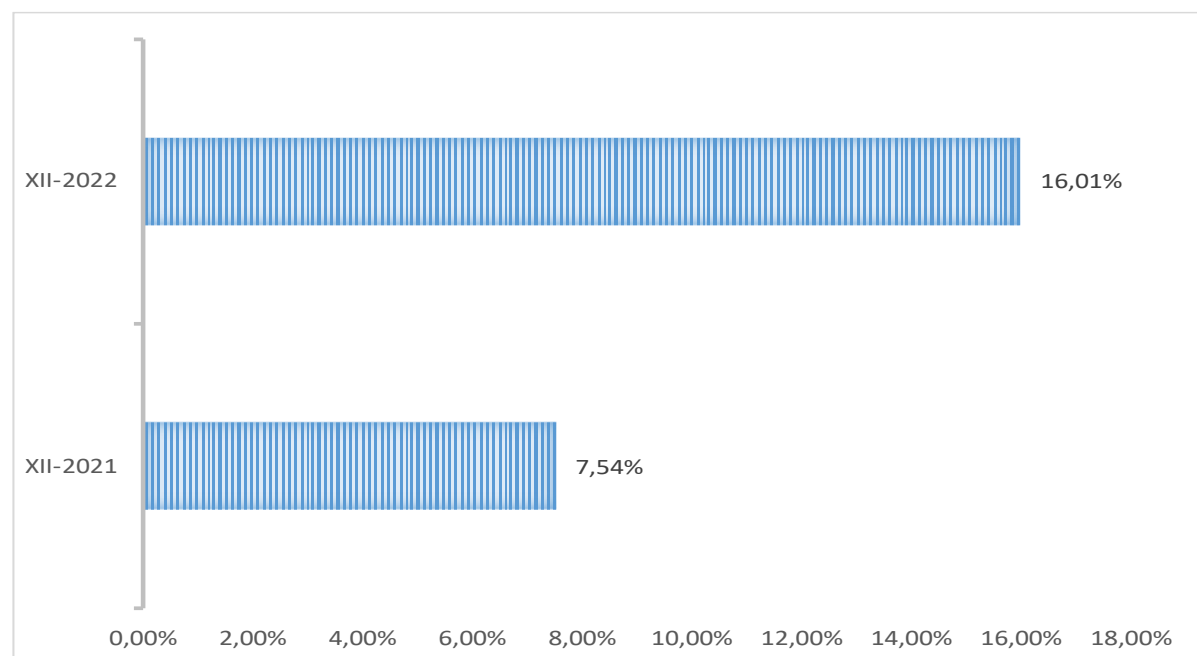
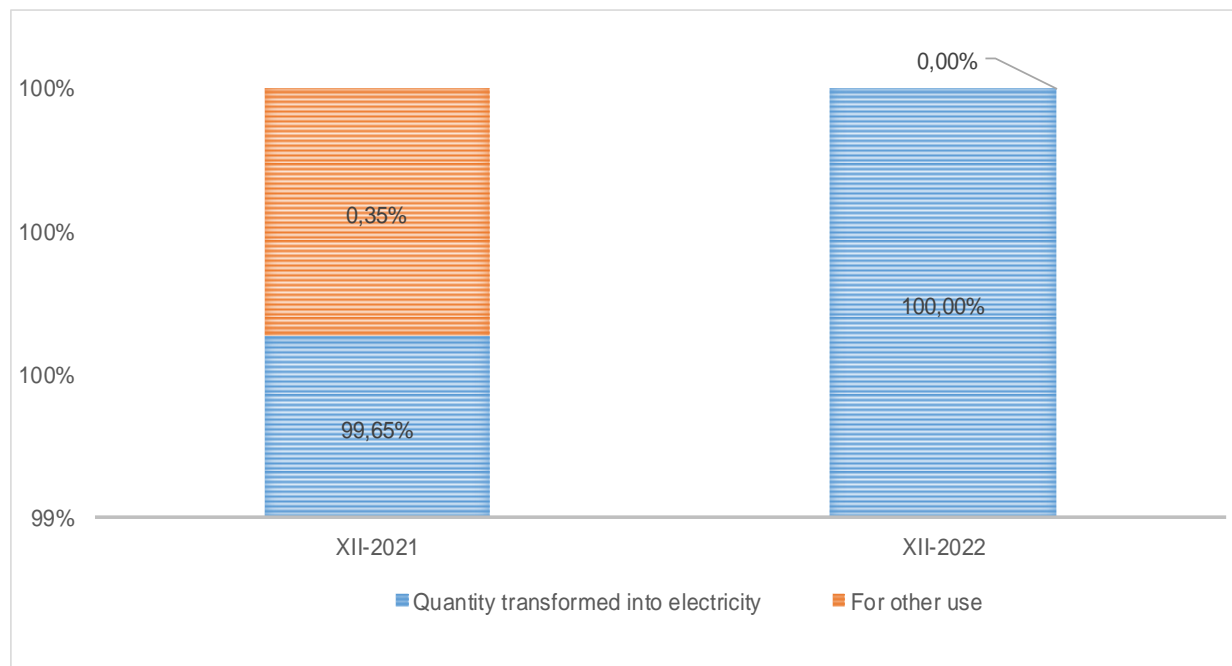


Fig. 1.3: Participation of alternative energy in consumption of electricity

3. Production and consumption of coal in December 2022

Tab. 2: Production of coal in December 2022

	12-2021	12-2022	XII 2022 / XII 2021 %
Coal production (tonnes)	822.498	731.112	-11,11%
Quantity transformed into electricity	710.566	815.155	14,72%
Coal imports	335	1.137	239,37%
Coal exports	23.694	5.156	-78,24%
Stock	512.740	524.664	2,33%
Ready to market	2.859	0	-100,00%

Fig. 2: Participation of coal for transformation into electricity**Tab. 3: Gasoline in Kosovo for the month of December 2022 in relation to the same month of the previous year**

Gasoline	(ton)		
	12-2021	12-2022	XII-2022 / XII -2021%
Production	0	0	0,00%
Import	5412	5137	-5,08%
Export	0	0	0,00%
Stock	0	0	0,00%
Ready to market	5412	5137	-5,08%

Tab. 4: Diesel in Kosovo for the month of December 2022 in relation to the same month of the previous year

(ton)

Diesel	12-2021	12-2022	XII-2022 / XII -2021%
Production	0	0	0,00%
Import	55890	51510	-7,84%
Export	0	0	0,00%
Stock	0	0	0,00%
Ready to market	55890	51510	-7,84%

Tab. 5: LPG in Kosovo for the month of December 2022 in relation to the same month of the previous year

(ton)

LPG	12-2021	12-2022	XII-2022 / XII -2021%
Production	0	0	0,00%
Import	3171	2990	-5,72%
Export	0	0	0,00%
Stock	0	0	0,00%
Ready to market	3171	2990	-5,72%

Tab. 6: Lubricating oils in Kosovo for December 2022 in relation to the same month of the previous year

(ton)

Lubricating oils	12-2021	12-2022	XII-2022 / XII -2021%
Production	0	0	0,00%
Import	493	421	-14,69%
Export	21	3	-88,26%
Stock	0	0	0,00%
Ready to market	472	418	-11,34%

Tab. 7: Oil with sulfur content more than 0.5% in Kosovo in December 2022 compared to the same month of the previous year

(ton)

Oil with a sulfur content of more than 0.5%	12-2021	12-2022	XII-2022 / XII -2021%
Production	0	0	0,00%
Import	1445	1839	27,24%
Export	0	0	0,00%
Stock	0	0	0,00%
Ready to market	1445	1839	27,24%

- **Address: KOSOVO AGENCY OF STATISTICS,**
Str. "Zenel Salihu", no. 4, 10000 Prishtina
- **Telephone:** +383 (0) 38 200 31 129
- **CEO:** +383 (0) 38 200 31 112
- **Fax:** +383 (0) 38 235 033
- **E-mail:** infoask@rks-gov.net
- **Web page:** <http://ask.rks-gov.net>
- © : Kosovo Agency of Statistics,
- Reuse is authorized provided the source is acknowledged.