



Republika e Kosovës

Republika Kosova-Republic of Kosovo

Qeveria - Vlada - Government

Zyra e Kryeministrit - Ured Premijera - Office of the Prime Minister

Agjencia e Statistikave të Kosovës - Agencija za Statistike Kosova - Kosovo Agency of Statistics



Social Welfare Statistics

November 2022

December, 2022

Prishtina, 23.12.2022 Based on the Annual Plan of Official Statistics 2022, the quarterly release of "Social Welfare Statistics" will be released to a monthly basis, and will continue as a regular monthly publication. This publication contains information about: scheme of social assistance, basic age pension, age contribution-payer pensions, pensions for persons with special needs/disabilities, the scheme for material support for families of children with permanent special needs, scheme for the families of martyrs, war invalids and war veterans, pension scheme of the Kosovo Protection Corps (KPC), pension scheme of the Kosovo Security Forces (KSF), pension scheme of the "Trepça" miners, compensation scheme for blind persons, data on the number of abandoned children, the number of persons placed in homes for the elderly without family care, the number of persons with special needs placed in special institute of Shtime and community housing, etc.

The source of this data is the Ministry of Finance, Labour and Transfers (MFLT) respectively the following departments: Department of Social Policies and Family, Department of Pensions and Department of Families of Martyrs and War Invalids (DFMWI), whom we thank for cooperation.

Comments, remarks, suggestions and proposals regarding this publication can be sent to email address infoask@rks-gov.net

Publication was prepared by:

Avni Kastrati - Director of Department of Social Statistics
Naime Rexhepi - Head of the Division of Social Statistics
Mirvete Fazliu - Senior officer for other social statistics

Acting Chief Executive Officer, KAS
Mr. Ilir T. Berisha

Për t'u konsultuar me publikime të tjera, vizitoni faqen e ASK: <http://ask.rks-gov.net>

List of Abbreviations

| | | |
|-------|---|---|
| KAS | - | Kosovo Agency of Statistics |
| MFLT | - | Ministry of Finance, Labour and Transfers |
| DFMWI | - | Department of Families of Martyrs and War Invalids |
| PPSN | - | Pensions of Persons with Special Needs / Disability Pension |
| HEWFC | - | Homes for the elderly without family care |
| SISH | - | Special Institute of Shtime |
| KPC | - | Kosovo Protection Corps |
| KSF | - | Kosovo Security Forces |
| DPSF | - | Department for Social and Family Policy |

List of Symbols

| | | |
|---|---|--------------------|
| : | - | Data not available |
| - | - | No occurrence |

List of Contents

| | Page |
|--|------|
| Shpjegime metodologjike | 4 |
| Shuma e pagesës mujore për të gjitha kategoritë e skemës së DFDIL është si në vijim: | 6 |
| Tab. 1: Numri i familjeve të cilët kanë përfituar nga skema e ndihmës sociale sipas komunave | 9 |
| Tab. 2: Numri i anëtarëve të familjeve të cilët kanë përfituar nga skema e ndihmës sociale sipas komunave | 10 |
| Tab. 3: Numri i familjeve të cilët kanë përfituar nga skema e ndihmës sociale sipas kategorive | 11 |
| Tab. 4: Pensionet bazike të moshës sipas komunave | 12 |
| Tab. 5: Pensionet bazike të moshës sipas nacionalitetit dhe gjinisë | 13 |
| Tab. 6: Pensionet kontribut paguese të moshës sipas komunave | 14 |
| Tab. 7: Pensionet kontribut paguese të moshës sipas nacionalitetit dhe gjinisë | 15 |
| Tab. 8: Pensionet e personave me aftësi të kufizuara sipas komunave | 16 |
| Tab. 9: Pensionet e personave me aftësi të kufizuara sipas nacionalitetit dhe gjinisë | 16 |
| Tab. 10: Skema për familjet me fëmijë me aftësi të kufizuara sipas komunave (0-18) vjeç | 18 |
| Tab. 11: Pensionet Familjare sipas komunave | 19 |
| Tab. 12: Pensionet e Invalidëve të punës sipas komunave | 20 |
| Tab. 13: Pensionet Paraplegjike dhe Tetraplegjike sipas komunave | 21 |
| Tab. 14: Skema për kompensimin e punonjësve të Arsimit për vitet 90/91 deri në vitin shkollor 98/99 sipas komunave | 22 |
| Tab. 15: Skema e pensioneve për familjet e dëshmorëve dhe invalidëve të luftës sipas komunave | 23 |
| Tab. 16: Skema e pensioneve për familjet e dëshmorëve dhe invalidëve të luftës sipas moshës | 24 |
| Tab. 17: Skema e pensioneve për familjet e dëshmorëve dhe invalidët e luftës sipas kategorive | 24 |
| Tab. 18: Skema e pensioneve për familjet e dëshmorëve dhe invalidëve të luftës sipas nacionalitetit dhe gjinisë | 25 |
| Tab. 19: Skema e pensioneve për veteranët e luftës sipas komunave në Kosovës | 26 |
| Tab. 20: Skema e pensioneve për veteranët e luftës sipas moshës | 27 |
| Tab. 21: Skema e pensioneve për veteranët e luftës sipas kategorive | 27 |
| Tab. 22: Skema e pensioneve për veteranët e luftës sipas nacionalitetit dhe gjinisë | 28 |
| Tab. 23: Skema e pensioneve të Trupave Mbrojtëse të Kosovës (TMK) sipas komunave | 29 |
| Tab. 24: Skema e pensioneve të Forcave të Sigurisë së Kosovës (FSK) sipas komunave | 30 |
| Tab. 25: Skema e pensioneve të Minorëve të Treçës sipas komunave | 31 |
| Tab. 26: Skema e kompensimeve për personat e verbër sipas komunave | 32 |
| Tab. 27: Numri i fëmijëve të braktisur sipas komunave | 33 |
| Tab. 28: Numri i personave të moshuar dhe pa përkujdesje familjare të vendosur në SHPMPF dhe në shtëpitë e komunitetit | 35 |
| Tab. 29: Personat e vendosur në Institutin Special të Shtimes dhe në shtëpitë e komunitetit | 36 |
| Tab. 30: Numri i përfituesve të pensioneve dhe skemave tjera sociale | 35 |
| Tab. 31: Shuma e mjeteve të shpenzuara për pagesën e pensioneve dhe skemave tjera sociale | 36 |

Methodological explanations

Pensions¹

Basic age pension – the minimal regular monthly pension paid to all citizens of the Republic of Kosovo who have reached the age of sixty-five (65), regardless, regardless if they have been employed or not. The monthly amount of this pension is 100 €.

Age contribution-payer pension - is the regular monthly pension for employed citizens in the Republic of Kosovo, who have paid contributions in the former Kosovo Pension Fund before 01.01.1999.

The amount of age contribution-payer pensions since January 2016 has been amended where pensions are paid according to categorization on the basis of educational attainment, as follows:

The first category - pensioner with no education or primary education - the amount of pension is 182 euros;

The second category – pensioner with secondary education - the amount of pension is 198 euros;

The third category - pensioner with higher education - the amount of pension is 214 euros;

The fourth category – pensioner with university education - the amount of pension is 265 euros.

Pensions of persons with special needs or disability pension – permanent disability pension provides financial support to selected persons in accordance with the criteria set out in law no. 04 / L-131 according to the funds allocated for this purpose, from the Budget of the Republic of Kosovo.

Permanent disability pension paid to all those persons who are nationals of the Republic of Kosovo, which possess identification documents and who are of age eighteen (18) to sixty-five (65). The monthly amount of this pension is 100 €.

Trepça pensions - the right to early retirement for all employees employed at complex "Trepça" who have lost their jobs by the end of 2004. Pensions are paid to all miners of complex "Trepça" if they meet conditions and criteria set for the recognition of the right to early retirement under the Law on pension schemes financed by the state (Law No.04-L-31). Monthly payment amount is 126 €.

Pensions of Kosovo Protection Corps (KPC) - a regular pension of KPC is a regular monthly payment made to a former KPC member for life. Also, the pension beneficiaries are the successors - dependent relatives of KPC pensioner's after his/her death, as spouses, children of KPC pensioner who at the time of his/her death are under the age of eighteen. The amount of payment of pensions to KPC is determined by 60%, 70% and 80% of the average salary.

Pensions of Kosovo Security Forces - is a regular monthly payment paid to KSF member who meets the criteria set forth in the Law on Pensions of Members of the Kosovo Security Force (Law No.04/L-084). Beneficiaries are entitled to KSF pension despite alternative employment in the public or private sector, unless they serve again in the KSF. The amount of the payment of KSF pensions is determined by 60%, 70% and 80% of the average salary.

Compensation for the blind persons - Blind is considered a person with full loss of vision born or acquired determined according to medical criteria assessed by the Medical-Social Commission.

The amount of payment for blind persons is € 125 per month, and € 125 for persons accompanying blind persons.

Family pension² - means a regular monthly pension paid to family members in case of death of the employee who has been in work relation, who meet the criteria set forth by this Law;

The right to family pension will realize all former users of family pension who are under age 65. The monthly amount of this pension is 100 €.

¹Definitions for basic age pensions, age contribution-payer pensions, pensions for persons with permanent disability and early retirement pensions of Trepça are taken from Law No. 04-L-131.

² Definition for Family Pension and Work Disability Pension is taken from Law No. 04 / L-131.

Disability pension - means a regular monthly pension paid to persons who suffer occupational injury and illness during the employment relationship, which meet the criteria set forth by this law, and disabled of work under the Disability Pension Law applied before the date 01.01.1999;

The right to a work disability pension is exercised by all former beneficiaries of the disability pension, under the age of sixty-five (65) years.

The monthly amount of this pension is 100 €.

Pension for paraplegics persons³ - persons who due to illness or injury of the central or peripheral nervous system have lost permanently the possibility of movement and movement of the lower extremities.

Pension for persons with tetraplegia - persons who due to illness or injury of the central or peripheral nervous system have lost permanently the possibility of movement and movement of the upper and lower extremities.

For Compensation of Paraplegic and Tetraplegic persons the monthly amount with companion is 375 € (Group I), while without companion it is 150 € (Group II).

Education compensation pensions for the years 90-91 until 98-99⁴ – the payment has started to be implemented from January 2020.

The retired person who worked in the Albanian education of the Republic of Kosovo from the school year 1990/91 to the school year 1998/99, enjoys an additional compensation for the contribution given. Beneficiaries of additional compensation are: 2.1. teachers; 2.2. professional associates; 2.3. principal and deputy principal of the school; 2.4. administrative staff; 2.5. school technical staff; 2.6. employees in higher education according to the Albanian education system.

Families of martyrs and invalids of war National martyr⁶– is the KLA fighter who:

- has died in war for liberation of the country;
- was wounded in the war for liberation of the country and has died from the wounds within three (3) years after the end of the war.

KLA invalid⁵ - fighter, member and the deported (the imprisoned) of KLA, who has suffered wounds, physical or psychic injuries (damages) or serious diseases during the war or at the prisons or camps of the enemy, during the war period, with the degree of disability at least ten percent (10%). KLA invalid with custodian (KLA invalid with a disability degree above 80% is entitled to additional help and care from another person).

Fighter veteran of KLA - is the citizen of Kosovo and foreign citizen who has become a member of KLA, and has been registered as an armed and uniformed fighter by the commands, headquarters of operational zones of KLA, respectively General Headquarters of KLA, and who has been active till the end of the war.

³ Definition of Paraplegic and Tetraplegic Pensions is taken from Law No. 05 / L-067.

⁴ Definition of Pensions for Education Compensation for the years 90-91 to 98-99 is taken from Law no. 06 / L-073 (Official Gazette of the Republic of Kosovo / No. 9/26 March 2019).

⁵ Definition for war invalids and veterans is taken from Law No. 04 / L-172.

The amount of monthly payment for all categories of DFMWI scheme is as follows:

| Categories | Amount of pension |
|--|--------------------------|
| Families of martyrs of the KLA | |
| The family that has given one Martyr | 448,13 € |
| The family that has given two Martyrs | 537,76 € |
| The family that has given three Martyrs | 582,57 € |
| The family that has given four Martyrs | 627,39 € |
| The family who has given more than 4 Martyrs: | 672,19 € |
| Families of missing of the KLA | |
| Family with one missing of KLA | 448,13 € |
| Family with two missing of KLA | 537,76 € |
| Family with three missing of KLA | 582,57 € |
| Family with four missing of KLA | 627,39 € |
| Family with more than 4 missing of KLA | 672,19 € |
| Invalids of war | |
| Invalid with body injury over 80% | 448,13 € |
| Invalid with body injury over 71 - 80% | 412,50 € |
| Invalid with body injury over 61- 70% | 393,75 € |
| Invalid with body injury over 51- 60% | 375,00 € |
| Invalid with body injury over 41 -50% | 356,25 € |
| Invalid with body injury over 31- 40% | 318,75 € |
| Invalid with body injury over 20 -30% | 225,00 € |
| Custodian for invalid | |
| Custodian for Invalid with body injury by over 80% | 225,00 € |
| Family pension after death of invalid of the KLA | |
| Invalid with body injury over 80% | 358,50 € |
| Invalid with body injury over 71 - 80% | 330,00 € |
| Invalid with body injury over 61- 70% | 315,00 € |
| Invalid with body injury over 51- 60% | 300,00 € |
| Invalid with body injury over 41 -50% | 285,00 € |
| Invalid with body injury over 31- 40% | 255,00 € |
| Invalid with body injury over 20 -30% | 180,00 € |
| Family pensions for families of Civil Victims | |
| Family with one victim - Missing civilian | 168,75 € |
| Family with two victims - Missing | 202,50 € |
| Family with three victims - Missing | 219,38 € |
| Family with four victims - Missing | 236,25 € |
| Family with four and more victims - Missing | 253,13 € |
| Family pensions for the Civilian War Invalids | |
| Invalid with body injury over 80% | 152,50 € |
| Invalid with body injury over 61- 80% | 136,25 € |
| Invalid with body injury over 40 -60% | 120,00 € |
| Allowance for care and help for Civilian War Invalids | |
| Custodian for invalid with physical impairment with over 80% | 50,13 € |
| Families of civilian war invalids after death | |
| Invalid with body injury over 80% | 123,25 € |
| Invalid with body injury over 61- 80% | 110,25 € |
| Invalid with body injury over 40 -60% | 97,25 € |
| Veterans | |
| Fighter veteran | 170,00 € |
| War veteran family after the death of the veteran | 119,00 € |

Abandoned children⁶

Abandoned children without parental care is considered any child aged under 18 who is abandoned by parents who for various reasons do not or are not able to perform the duties, responsibilities and parental rights. Forms of protection for this category of children are: custody, family reunification, family housing, temporary institutional housing and adoption.

Housing of elderly persons without family care (HEWFC) in Prishtina and Community-Based Housing (CBH) – To earn the right to placement in HEWFC and CBH the applicant must meet the following basic criteria: to be permanent resident of the Republic of Kosovo, be over the age of 65, has no biological or adopted child (placement - housing is not precluded if the client has a married daughter), be in good mental condition, has no infectious diseases.

HEWFC and CBA offer the following services: food, clothing, health care, and work therapy and physiotherapy services.

Special Institute of Shtime and community based housing – Provide these services to residents: food, clothing, health care, work therapy, education and training, social treatment and physical therapy. The beneficiaries of these services are people with mental disabilities (delays in mental development), physical and combined and living alone, have members of the immediate family, but for various reasons, are prevented from providing care for member family in social need.

Scheme for material support for families of children with permanent special need / disability⁷

"Material support" is a benefit in the form of monthly financial amount or other form of paying with money that is administered from MFLT through the Department of Social and Family Policy for families with children with permanent special need.

"Children with permanent physical, mental and sensory form of disability" are considered children from birth to age 18, a resident in Kosovo, who are totally unable to perform daily life activities without the care of other person.

Material support for children with permanent disability is paid to the parent or guardian of the child.

Children with permanent disabilities are considered:

- a) motionless children (without motor skills),
- b) blind children, and
- c) children who because of the nature of the illness or permanent illnesses are not able to independently move themselves in the apartment, or in places they need to, nor the use of the respective contributions, are not able to feed themselves, dress and undress, to carry out physiological needs and also keep the necessary personal hygiene.

Monthly payment amount is 100€.

Social assistance scheme⁸

The social assistance scheme offers temporary financial assistance to families who are in poverty and are selected in accordance with the criteria provided in Law No. 04/L-096 based on article 8, paragraph 1, under paragraph 1.4 and paragraph 4 of Regulation (Circulation) no. 04/2021.

2. The amount and method of calculating social assistance is determined according to the following criteria:

2.1 For the first (1) member of the family, a value of seventy (70) euros is determined;

2.2. For the second (2) member of the family, a value of twenty (20) euros is determined;

2.3. For each other member of the family, a value of ten (10) euros is determined; and

⁶ Definition of abandoned children is taken in the Law on Family no.10/84.

⁷ Definition of material support for families of children with permanent disability is taken in Law no. 03 / L-022.

⁸ Definition for the social assistance scheme is taken from Law no.04 / L-096.

2.4. For each child member (under 18 years old) of the family, an allowance of ten (10) euros is determined, above the value calculated as a member of the family, according to point 2.1, 2.2 and 2.3.

2. For the purposes of this Decision, all persons identified in Article 11, paragraph 6 of Administrative Instruction No. 15/2012 on Calculation of the Monthly Amount of Social Assistance, as amended and completed in Administrative Instruction 04/2017, are not taken as a basis.

3. Regardless of the number of family members and children, the maximum monthly amount that a family can benefit from is two hundred and fifty (€250) euros from the Social Assistance scheme.

Tab. 1: The number of families who have benefited from the social assistance scheme by municipality

| Municipality | Month | | | | | | | | | | |
|-----------------|---------------|---------------|---------------|---------------|---------------|---------------|---------------|---------------|---------------|---------------|---------------|
| | January | February | March | April | May | June | July | August | September | October | November |
| Deçan | 316 | 323 | 321 | 320 | 315 | 316 | 318 | 315 | 314 | 307 | 312 |
| Gjakovë | 1.054 | 1.051 | 1.064 | 1.076 | 1.071 | 1.080 | 1.072 | 1.071 | 1.063 | 1.067 | 1.064 |
| Glllogovc | 1.232 | 1.230 | 1.230 | 1.197 | 1.219 | 1.207 | 1.192 | 1.161 | 1.151 | 1.078 | 1.026 |
| Gjilan | 747 | 755 | 746 | 736 | 721 | 718 | 711 | 696 | 674 | 647 | 623 |
| Dragash | 426 | 423 | 405 | 413 | 395 | 387 | 384 | 376 | 380 | 378 | 369 |
| Istog | 363 | 369 | 364 | 366 | 366 | 374 | 371 | 368 | 368 | 366 | 366 |
| Kaçanik | 803 | 802 | 793 | 800 | 788 | 789 | 780 | 770 | 751 | 732 | 721 |
| Klinë | 921 | 925 | 931 | 934 | 938 | 938 | 907 | 886 | 896 | 847 | 827 |
| Fushë Kosovë | 941 | 941 | 946 | 954 | 954 | 964 | 958 | 954 | 929 | 917 | 894 |
| Kamenicë | 561 | 548 | 538 | 529 | 517 | 519 | 521 | 510 | 496 | 491 | 481 |
| Mitrovicë | 2.357 | 2.341 | 2.321 | 2.318 | 2.302 | 2.289 | 2.268 | 2.255 | 2.221 | 2.207 | 2.157 |
| Leposaviq | 376 | 374 | 378 | 377 | 383 | 377 | 365 | 334 | 340 | 330 | 294 |
| Lipjan | 1.368 | 1.317 | 1.330 | 1.340 | 1.320 | 1.318 | 1.304 | 1.280 | 1.248 | 1.232 | 1.230 |
| Novobërdë | 510 | 511 | 487 | 507 | 487 | 488 | 427 | 437 | 423 | 418 | 377 |
| Obiliq | 772 | 761 | 758 | 749 | 750 | 745 | 742 | 718 | 708 | 689 | 675 |
| Rahovec | 664 | 669 | 674 | 676 | 668 | 662 | 657 | 644 | 629 | 622 | 620 |
| Pejë | 1.055 | 1.066 | 1.073 | 1.079 | 1.080 | 1.079 | 1.067 | 1.063 | 1.050 | 1.041 | 1.028 |
| Podujevë | 963 | 957 | 953 | 959 | 937 | 935 | 929 | 914 | 895 | 844 | 856 |
| Prishtinë | 1.484 | 1.476 | 1.459 | 1.445 | 1.422 | 1.403 | 1.381 | 1.341 | 1.297 | 1.265 | 1.220 |
| Prizren | 783 | 778 | 768 | 772 | 758 | 758 | 760 | 736 | 723 | 722 | 716 |
| Skenderaj | 859 | 863 | 867 | 870 | 861 | 850 | 827 | 820 | 807 | 786 | 765 |
| Shtime | 368 | 367 | 353 | 352 | 350 | 351 | 352 | 342 | 323 | 308 | 301 |
| Shtërpcë | 278 | 278 | 264 | 262 | 257 | 259 | 242 | 240 | 219 | 220 | 211 |
| Suharekë | 503 | 498 | 493 | 487 | 479 | 483 | 473 | 457 | 454 | 451 | 445 |
| Ferizaj | 1.043 | 1.047 | 1.024 | 1.029 | 995 | 998 | 976 | 946 | 924 | 910 | 893 |
| Viti | 463 | 461 | 457 | 448 | 447 | 440 | 425 | 432 | 424 | 412 | 398 |
| Vushtri | 1.485 | 1.466 | 1.462 | 1.467 | 1.458 | 1.458 | 1.430 | 1.391 | 1.376 | 1.361 | 1.297 |
| Zubin Potok | 628 | 628 | 635 | 641 | 646 | 647 | 654 | 650 | 643 | 629 | 614 |
| Zveçan | 378 | 374 | 389 | 394 | 400 | 404 | 401 | 391 | 368 | 357 | 347 |
| Malishevë | 814 | 813 | 801 | 804 | 794 | 793 | 779 | 767 | 756 | 744 | 733 |
| Junik | 51 | 50 | 50 | 51 | 50 | 50 | 49 | 51 | 46 | 47 | 49 |
| Mamushë | 18 | 18 | 19 | 18 | 16 | 18 | 18 | 18 | 17 | 19 | 19 |
| Hani i Elezit | 128 | 128 | 132 | 132 | 129 | 131 | 129 | 124 | 125 | 124 | 125 |
| Graçanicë | 125 | 123 | 123 | 124 | 122 | 122 | 126 | 121 | 115 | 106 | 100 |
| Ranillug | 208 | 210 | 217 | 207 | 217 | 217 | 220 | 210 | 202 | 192 | 187 |
| Partesh | 59 | 49 | 49 | 54 | 53 | 55 | 54 | 48 | 38 | 37 | 31 |
| Klllokot | 126 | 124 | 128 | 124 | 122 | 120 | 121 | 116 | 111 | 107 | 94 |
| North Mitrovica | 703 | 697 | 734 | 726 | 695 | 702 | 698 | 674 | 665 | 651 | 635 |
| Total | 25.933 | 25.811 | 25.736 | 25.737 | 25.482 | 25.444 | 25.088 | 24.627 | 24.169 | 23.661 | 23.100 |

Tab. 2: The number of family members who benefited from social assistance scheme by municipality

| Municipality | Month | | | | | | | | | | |
|-----------------|----------------|----------------|----------------|----------------|----------------|----------------|---------------|---------------|---------------|---------------|---------------|
| | January | February | March | April | May | June | July | August | September | October | November |
| Deçan | 1.220 | 1.264 | 1.235 | 1.254 | 1.232 | 1.239 | 1.245 | 1.229 | 1.233 | 1.204 | 1.213 |
| Gjakovë | 4.257 | 4.231 | 4.269 | 4.311 | 4.284 | 4.337 | 4.281 | 4.286 | 4.267 | 4.276 | 4.262 |
| Gllgovc | 5.405 | 5.390 | 5.378 | 5.229 | 5.344 | 5.288 | 5.220 | 5.074 | 5.046 | 4.723 | 4.488 |
| Gjilan | 2.804 | 2.825 | 2.787 | 2.749 | 2.670 | 2.660 | 2.649 | 2.578 | 2.489 | 2.394 | 2.281 |
| Dragash | 1.412 | 1.394 | 1.324 | 1.340 | 1.260 | 1.228 | 1.219 | 1.177 | 1.203 | 1.192 | 1.176 |
| Istog | 1.546 | 1.578 | 1.564 | 1.584 | 1.571 | 1.606 | 1.585 | 1.570 | 1.578 | 1.559 | 1.565 |
| Kaçanik | 3.381 | 3.365 | 3.327 | 3.340 | 3.290 | 3.281 | 3.252 | 3.210 | 3.140 | 3.059 | 3.003 |
| Klinë | 3.834 | 3.826 | 3.830 | 3.844 | 3.842 | 3.843 | 3.707 | 3.619 | 3.667 | 3.441 | 3.385 |
| Fushë Kosovë | 4.031 | 4.028 | 4.026 | 4.049 | 4.048 | 4.077 | 4.053 | 4.053 | 3.951 | 3.934 | 3.850 |
| Kamenicë | 2.166 | 2.102 | 2.056 | 2.007 | 1.968 | 1.980 | 1.969 | 1.934 | 1.869 | 1.852 | 1.813 |
| Mitrovicë | 9.646 | 9.561 | 9.457 | 9.471 | 9.383 | 9.330 | 9.228 | 9.210 | 9.077 | 9.009 | 8.801 |
| Leposaviq | 857 | 869 | 870 | 854 | 864 | 847 | 804 | 760 | 787 | 764 | 689 |
| Lipjan | 5.867 | 5.696 | 5765 | 5.730 | 5.702 | 5.678 | 5.630 | 5.565 | 5.426 | 5.353 | 5.316 |
| Novobërdë | 1.660 | 1.673 | 1.614 | 1.677 | 1.616 | 1.626 | 1.392 | 1.445 | 1.401 | 1.383 | 1.264 |
| Obiliq | 3.203 | 3.151 | 3.149 | 3.111 | 3.108 | 3.083 | 3.086 | 2.989 | 2.954 | 2.889 | 2.823 |
| Rahovec | 2.774 | 2.797 | 2.813 | 2.825 | 2.790 | 2.775 | 2.756 | 2.696 | 2.630 | 2.605 | 2.598 |
| Pejë | 4.005 | 4.069 | 4.108 | 4.127 | 4.132 | 4.122 | 4.068 | 4.047 | 4.019 | 3.987 | 3.920 |
| Podujevë | 4.394 | 4.370 | 4.364 | 4.376 | 4.267 | 4.255 | 4.239 | 4.168 | 4.095 | 3.880 | 3.930 |
| Prishtinë | 5.734 | 5.701 | 5.624 | 5.563 | 5.475 | 5.394 | 5.292 | 5.137 | 4.973 | 4.838 | 4.650 |
| Prizren | 2.888 | 2.880 | 2.855 | 2.852 | 2.795 | 2.796 | 2.784 | 2.675 | 2.613 | 2.593 | 2.561 |
| Skenderaj | 3.797 | 3.818 | 3.838 | 3.842 | 3.795 | 3.749 | 3.648 | 3.627 | 3.559 | 3.475 | 3.391 |
| Shtime | 1.682 | 1.678 | 1.606 | 1.603 | 1.599 | 1.596 | 1.583 | 1.545 | 1.465 | 1.401 | 1.380 |
| Shtërpcë | 958 | 960 | 908 | 909 | 895 | 901 | 848 | 831 | 757 | 764 | 733 |
| Suharekë | 2.236 | 2.206 | 2.179 | 2.148 | 2.114 | 2.130 | 2.080 | 2.005 | 1.997 | 1.974 | 1.953 |
| Ferizaj | 4.273 | 4.268 | 4.179 | 4.172 | 4.016 | 4.025 | 3.945 | 3.813 | 3.736 | 3.696 | 3.608 |
| Viti | 2.002 | 1.995 | 1.958 | 1.921 | 1.927 | 1.898 | 1.817 | 1.871 | 1.838 | 1.775 | 1.711 |
| Vushtrri | 6.527 | 6.442 | 6.420 | 6.435 | 6.404 | 6.401 | 6.259 | 6.056 | 5.985 | 5.898 | 5.640 |
| Zubin Potok | 1.441 | 1.434 | 1.451 | 1.457 | 1.471 | 1.470 | 1.484 | 1.460 | 1.467 | 1.442 | 1.386 |
| Zveçan | 842 | 834 | 855 | 866 | 872 | 881 | 880 | 870 | 826 | 809 | 780 |
| Malishevë | 3.847 | 3.838 | 3.783 | 3.777 | 3.739 | 3.725 | 3.663 | 3.598 | 3.533 | 3.480 | 3.418 |
| Junik | 170 | 168 | 168 | 177 | 173 | 173 | 167 | 178 | 157 | 160 | 168 |
| Mamushë | 72 | 72 | 76 | 72 | 63 | 70 | 70 | 70 | 63 | 72 | 73 |
| Hani i Elezit | 532 | 527 | 543 | 546 | 536 | 544 | 537 | 514 | 527 | 523 | 529 |
| Graçanicë | 436 | 428 | 434 | 443 | 437 | 435 | 452 | 427 | 408 | 385 | 367 |
| Ranillug | 568 | 569 | 584 | 551 | 589 | 588 | 597 | 563 | 544 | 516 | 498 |
| Partesh | 183 | 145 | 146 | 165 | 162 | 169 | 165 | 150 | 111 | 103 | 87 |
| Kllokot | 423 | 417 | 439 | 419 | 408 | 402 | 402 | 382 | 364 | 342 | 296 |
| North Mitrovica | 1.772 | 1.764 | 1.874 | 1.850 | 1.767 | 1.793 | 1.776 | 1.742 | 1.723 | 1.701 | 1.657 |
| Total | 102.845 | 102.333 | 101.856 | 101.646 | 100.608 | 100.395 | 98.832 | 97.124 | 95.478 | 93.451 | 91.263 |

Tab. 3: Number of families who benefited from the social assistance scheme by category

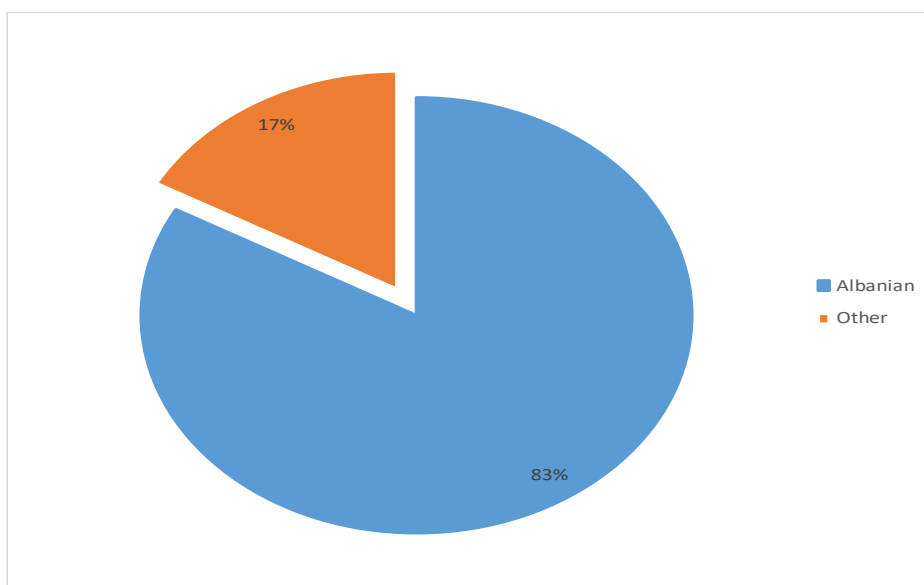
| Category | Month | | | | | | | | | | |
|--------------|---------------|---------------|---------------|---------------|---------------|---------------|---------------|---------------|---------------|---------------|---------------|
| | January | February | March | April | May | June | July | August | September | October | November |
| | Families | Families | Families | Families | Families | Families | Families | Families | Families | Families | Families |
| 1 | 18.589 | 18.501 | 18.490 | 18.509 | 18.386 | 18.401 | 18.236 | 17.890 | 17.545 | 17.111 | 16.608 |
| 2 | 7.344 | 7.310 | 7.246 | 7.228 | 7.096 | 7.043 | 6.852 | 6.737 | 6.624 | 6.550 | 6.492 |
| Total | 25.933 | 25.811 | 25.736 | 25.737 | 25.482 | 25.444 | 25.088 | 24.627 | 24.169 | 23.661 | 23.100 |

Tab. 4: Basic age pensions by municipality

| Municipality | Month | | | | | | | | | | |
|-----------------|----------------|----------------|----------------|----------------|----------------|----------------|----------------|----------------|----------------|----------------|----------------|
| | January | February | March | April | May | June | July | August | September | October | November |
| Deçan | 3.550 | 3.540 | 3.539 | 3.547 | 3.564 | 3.577 | 3.598 | 2.872 | 3.396 | 3.441 | 3.477 |
| Gjakovë | 7.093 | 7.111 | 7.128 | 7.168 | 7.254 | 7.312 | 7.359 | 6.135 | 6.793 | 6.956 | 6.935 |
| Glllogovc | 3.251 | 3.258 | 3.264 | 3.259 | 3.269 | 3.282 | 3.305 | 2.547 | 3.020 | 3.068 | 3.021 |
| Gjilan | 9.607 | 9.613 | 9.614 | 9.679 | 9.748 | 9.826 | 9.863 | 8.703 | 9.457 | 9.513 | 9.376 |
| Dragash | 4.954 | 4.953 | 4.967 | 4.995 | 5.041 | 5.066 | 5.096 | 4.408 | 4.868 | 4.862 | 4.882 |
| Istog | 4.682 | 4.665 | 4.655 | 4.612 | 4.624 | 4.653 | 4.649 | 3.525 | 4.068 | 4.222 | 4.221 |
| Kaçanik | 2.249 | 2.254 | 2.270 | 2.278 | 2.301 | 2.326 | 2.338 | 1.755 | 2.136 | 2.229 | 2.224 |
| Klinë | 3.652 | 3.654 | 3.638 | 3.623 | 3.639 | 3.624 | 3.631 | 2.866 | 3.123 | 3.261 | 3.297 |
| Fushë Kosovë | 2.562 | 2.587 | 2.593 | 2.618 | 2.635 | 2.674 | 2.689 | 2.168 | 2.463 | 2.562 | 2.573 |
| Kamenicë | 4.406 | 4.404 | 4.384 | 4.397 | 4.436 | 4.456 | 4.465 | 3.821 | 4.291 | 4.259 | 4.276 |
| Mitrovicë | 8.110 | 8.150 | 8.182 | 8.253 | 8.312 | 8.373 | 8.459 | 6.692 | 7.758 | 8.012 | 8.131 |
| Leposaviq | 3.810 | 3.810 | 3.805 | 3.813 | 3.825 | 3.810 | 3.832 | 3.245 | 3.237 | 3.483 | 3.531 |
| Lipjan | 4.932 | 4.946 | 4.951 | 4.974 | 5.007 | 5.051 | 5.071 | 4.046 | 4.656 | 4.621 | 4.737 |
| Novobërdë | 592 | 587 | 579 | 584 | 582 | 583 | 584 | 499 | 531 | 530 | 533 |
| Obiliq | 1.585 | 1.590 | 1.589 | 1.596 | 1.608 | 1.621 | 1.634 | 1.378 | 1.531 | 1.538 | 1.515 |
| Rahovec | 4.098 | 4.101 | 4.105 | 4.129 | 4.132 | 4.182 | 4.186 | 3.191 | 3.851 | 3.957 | 3.951 |
| Pejë | 8.738 | 8.554 | 8.504 | 8.470 | 8.533 | 8.603 | 8.663 | 7.036 | 7.925 | 8.027 | 8.056 |
| Podujevë | 5.711 | 5.723 | 5.742 | 5.778 | 5.810 | 5.848 | 5.880 | 4.926 | 5.585 | 5.638 | 5.592 |
| Prishtinë | 15.380 | 15.493 | 15.537 | 15.671 | 15.790 | 15.972 | 16.141 | 13.770 | 15.036 | 15.308 | 15.216 |
| Prizren | 13.012 | 13.026 | 13.083 | 13.139 | 13.238 | 13.362 | 13.439 | 11.341 | 12.552 | 12.845 | 12.823 |
| Skenderaj | 3.459 | 3.460 | 3.470 | 3.492 | 3.521 | 3.536 | 3.560 | 3.084 | 3.401 | 3.377 | 3.381 |
| Shtime | 1.888 | 1.887 | 1.891 | 1.898 | 1.920 | 1.937 | 1.952 | 1.700 | 1.839 | 1.899 | 1.905 |
| Shtërpcë | 2.349 | 2.344 | 2.334 | 2.330 | 2.338 | 2.335 | 2.334 | 2.032 | 2.115 | 2.160 | 2.239 |
| Suharekë | 4.623 | 4.617 | 4.631 | 4.651 | 4.671 | 4.702 | 4.725 | 4.174 | 4.493 | 4.554 | 4.588 |
| Ferizaj | 8.223 | 8.238 | 8.269 | 8.302 | 8.360 | 8.464 | 8.529 | 7.155 | 8.060 | 7.887 | 7.993 |
| Viti | 4.030 | 4.028 | 4.019 | 4.043 | 4.051 | 4.094 | 4.113 | 3.328 | 3.890 | 3.937 | 3.969 |
| Vushtrri | 4.766 | 4.788 | 4.808 | 4.838 | 4.885 | 4.923 | 4.954 | 4.055 | 4.704 | 4.736 | 4.772 |
| Zubin Potok | 1.309 | 1.317 | 1.324 | 1.321 | 1.329 | 1.328 | 1.346 | 929 | 1.152 | 1.169 | 1.230 |
| Zveçan | 1.532 | 1.541 | 1.539 | 1.545 | 1.545 | 1.531 | 1.533 | 1.053 | 1.350 | 1.406 | 1.433 |
| Malishevë | 3.390 | 3.381 | 3.380 | 3.386 | 3.414 | 3.436 | 3.454 | 2.752 | 3.121 | 3.280 | 3.291 |
| Junik | - | - | - | - | - | - | - | - | - | - | - |
| Mamushë | - | - | - | - | - | - | - | - | - | - | - |
| Hani i Elezit | 399 | 400 | 402 | 407 | 412 | 423 | 430 | 329 | 398 | 407 | 410 |
| Graçanicë | - | - | - | - | - | - | - | - | - | - | - |
| Ranillug | - | - | - | - | - | - | - | - | - | - | - |
| Partesh | - | - | - | - | - | - | - | - | - | - | - |
| Klllokot | - | - | - | - | - | - | - | - | - | - | - |
| North Mitrovica | - | - | - | - | - | - | - | - | - | - | - |
| Total | 147.942 | 148.020 | 148.196 | 148.796 | 149.794 | 150.910 | 151.812 | 125.515 | 140.800 | 143.144 | 143.578 |

Tab. 5: Basic age pensions by nationality and gender

| Month | Albanian | | Other ¹⁰ | | Total | | Total |
|-----------|----------|--------|---------------------|--------|--------|--------|----------------|
| | Male | Female | Male | Female | Male | Female | |
| January | 40.353 | 80.524 | 12.316 | 14.749 | 52.669 | 95.273 | 147.942 |
| February | 40.514 | 80.628 | 12.235 | 14.643 | 52.749 | 95.271 | 148.020 |
| March | 40.667 | 80.783 | 12.171 | 14.575 | 52.838 | 95.358 | 148.196 |
| April | 41.009 | 81.106 | 12.141 | 14.540 | 53.150 | 95.646 | 148.796 |
| May | 41.468 | 81.583 | 12.167 | 14.576 | 53.635 | 96.159 | 149.794 |
| June | 41.992 | 82.228 | 12.161 | 14.529 | 54.153 | 96.757 | 150.910 |
| July | 42.377 | 82.685 | 12.194 | 14.556 | 54.571 | 97.241 | 151.812 |
| August | 36.101 | 68.033 | 9.795 | 11.586 | 45.896 | 79.619 | 125.515 |
| September | 40.152 | 77.434 | 10.608 | 12.606 | 50.760 | 90.040 | 140.800 |
| October | 40623 | 78560 | 10963 | 12998 | 51586 | 91558 | 143.144 |
| November | 40632 | 78649 | 11137 | 13160 | 51769 | 91809 | 143.578 |

Fig. 1: Basic age pensions by nationality in percentage

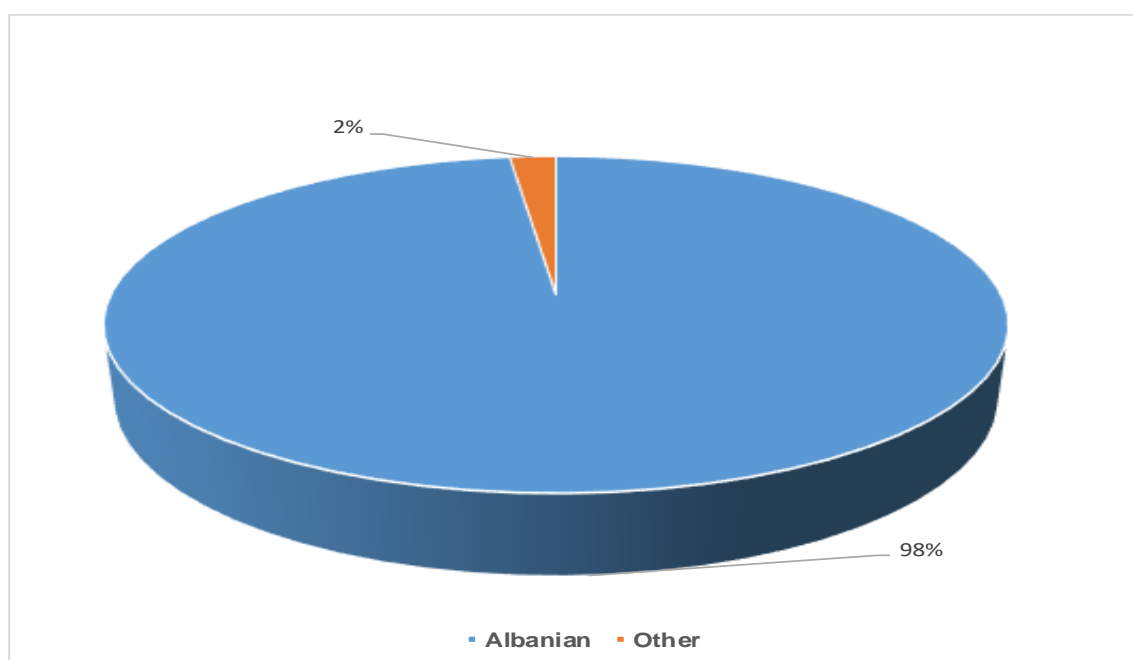
¹⁰ In Other are included the number of Serbs and other non-Albanian nationals living in Kosovo and benefiting from the basic age pension.

Tab. 6: Age contribution-payer pensions by municipality

| Municipality | Month | | | | | | | | | | |
|-----------------|---------------|---------------|---------------|---------------|---------------|---------------|---------------|---------------|---------------|---------------|---------------|
| | January | February | March | April | May | June | July | August | September | October | November |
| Deçan | 709 | 711 | 706 | 708 | 712 | 715 | 715 | 640 | 693 | 677 | 685 |
| Gjakovë | 3.970 | 3.981 | 3.993 | 4.009 | 4.031 | 4.049 | 4.062 | 3.720 | 3.874 | 3.920 | 3.920 |
| Gllgovc | 1.187 | 1.187 | 1.191 | 1.192 | 1.196 | 1.201 | 1.205 | 1.039 | 1.147 | 1.139 | 1.119 |
| Gjilan | 2.140 | 2.135 | 2.145 | 2.154 | 2.180 | 2.195 | 2.202 | 2.005 | 2.153 | 2.135 | 2.117 |
| Dragash | 630 | 634 | 634 | 638 | 639 | 645 | 643 | 551 | 614 | 604 | 618 |
| Istog | 756 | 755 | 759 | 760 | 756 | 758 | 757 | 683 | 733 | 749 | 741 |
| Kaçanik | 826 | 827 | 820 | 824 | 825 | 831 | 835 | 715 | 792 | 789 | 789 |
| Klinë | 666 | 665 | 662 | 662 | 665 | 667 | 670 | 588 | 628 | 634 | 620 |
| Fushë Kosovë | 1.189 | 1.185 | 1.187 | 1.196 | 1.202 | 1.207 | 1.208 | 1.054 | 1.154 | 1.169 | 1.172 |
| Kamenicë | 590 | 590 | 591 | 593 | 597 | 604 | 604 | 545 | 587 | 583 | 586 |
| Mitrovicë | 3.604 | 3.602 | 3.605 | 3.596 | 3.597 | 3.618 | 3.620 | 3.340 | 3.518 | 3.505 | 3.497 |
| Leposaviq | 12 | 12 | 12 | 13 | 13 | 13 | 13 | 12 | 12 | 13 | 12 |
| Lipjan | 1.299 | 1.292 | 1.292 | 1.290 | 1.294 | 1.304 | 1.308 | 1.183 | 1.270 | 1.240 | 1.243 |
| Novobërdë | 37 | 36 | 36 | 35 | 35 | 36 | 36 | 32 | 35 | 36 | 36 |
| Obiliq | 727 | 730 | 732 | 733 | 734 | 740 | 744 | 660 | 724 | 727 | 710 |
| Rahovec | 784 | 786 | 786 | 785 | 791 | 793 | 796 | 649 | 758 | 773 | 769 |
| Pejë | 3.777 | 3.784 | 3.770 | 3.782 | 3.788 | 3.801 | 3.812 | 3.396 | 3.630 | 3.600 | 3.588 |
| Podujevë | 1.816 | 1.817 | 1.818 | 1.812 | 1.812 | 1.822 | 1.819 | 1.629 | 1.741 | 1.764 | 1.746 |
| Prishtinë | 10.281 | 10.280 | 10.281 | 10.300 | 10.307 | 10.346 | 10.353 | 9.444 | 9.972 | 9.986 | 9.946 |
| Prizren | 5.365 | 5.372 | 5.373 | 5.381 | 5.395 | 5.420 | 5.441 | 5.022 | 5.266 | 5.295 | 5.233 |
| Skenderaj | 996 | 995 | 996 | 994 | 994 | 997 | 1.000 | 915 | 981 | 963 | 967 |
| Shtime | 401 | 403 | 402 | 409 | 411 | 415 | 417 | 381 | 394 | 397 | 404 |
| Shtërpcë | 41 | 41 | 40 | 41 | 41 | 41 | 40 | 29 | 35 | 39 | 40 |
| Suharekë | 1.253 | 1.254 | 1.257 | 1.264 | 1.275 | 1.281 | 1.285 | 1.189 | 1.254 | 1.248 | 1.244 |
| Ferizaj | 2.847 | 2.854 | 2.850 | 2.857 | 2.854 | 2.862 | 2.865 | 2.619 | 2.743 | 2.624 | 2.708 |
| Viti | 632 | 631 | 631 | 636 | 640 | 643 | 647 | 566 | 633 | 638 | 638 |
| Vushtri | 2.437 | 2.441 | 2.443 | 2.443 | 2.446 | 2.457 | 2.458 | 2.207 | 2.405 | 2.356 | 2.369 |
| Zubin Potok | 39 | 39 | 39 | 41 | 41 | 41 | 41 | 38 | 39 | 41 | 40 |
| Zveçan | 17 | 17 | 17 | 17 | 17 | 17 | 17 | 17 | 16 | 16 | 16 |
| Malishevë | 491 | 490 | 491 | 489 | 485 | 484 | 485 | 415 | 457 | 468 | 471 |
| Junik | - | - | - | - | - | - | - | - | - | - | - |
| Mamushë | - | - | - | - | - | - | - | - | - | - | - |
| Hani i Elezit | 200 | 200 | 198 | 198 | 202 | 204 | 205 | 179 | 198 | 192 | 196 |
| Graçanicë | - | - | - | - | - | - | - | - | - | - | - |
| Ranillug | - | - | - | - | - | - | - | - | - | - | - |
| Partesh | - | - | - | - | - | - | - | - | - | - | - |
| Kllokot | - | - | - | - | - | - | - | - | - | - | - |
| North Mitrovica | - | - | - | - | - | - | - | - | - | - | - |
| Total | 49.719 | 49.746 | 49.757 | 49.852 | 49.975 | 50.207 | 50.303 | 45.462 | 48.456 | 48.320 | 48.240 |

Tab. 7: Age contribution-payer pensions by nationality and gender

| Month | Albanian | | Other ¹¹ | | Total | | Total |
|-----------|----------|--------|---------------------|--------|--------|--------|---------------|
| | Male | Female | Male | Female | Male | Female | |
| January | 40.047 | 8.684 | 808 | 180 | 40.855 | 8.864 | 49.719 |
| February | 40.037 | 8.714 | 813 | 182 | 40.850 | 8.896 | 49.746 |
| March | 39.999 | 8.769 | 804 | 185 | 40.803 | 8.954 | 49.757 |
| April | 40.030 | 8.831 | 805 | 186 | 40.835 | 9.017 | 49.852 |
| May | 40.087 | 8.899 | 803 | 186 | 40.890 | 9.085 | 49.975 |
| June | 40.228 | 8.985 | 807 | 187 | 41.035 | 9.172 | 50.207 |
| July | 40.287 | 9.023 | 806 | 187 | 41.093 | 9.210 | 50.303 |
| August | 36.275 | 8.293 | 724 | 170 | 36.999 | 8.463 | 45.462 |
| September | 38.757 | 8.762 | 758 | 179 | 39.515 | 8.941 | 48.456 |
| October | 38.627 | 8.750 | 765 | 178 | 39.392 | 8.928 | 48.320 |
| November | 38.500 | 8.799 | 763 | 178 | 39.263 | 8.977 | 48.240 |

Fig. 2: Age contribution-payer pensions by nationality in percentage

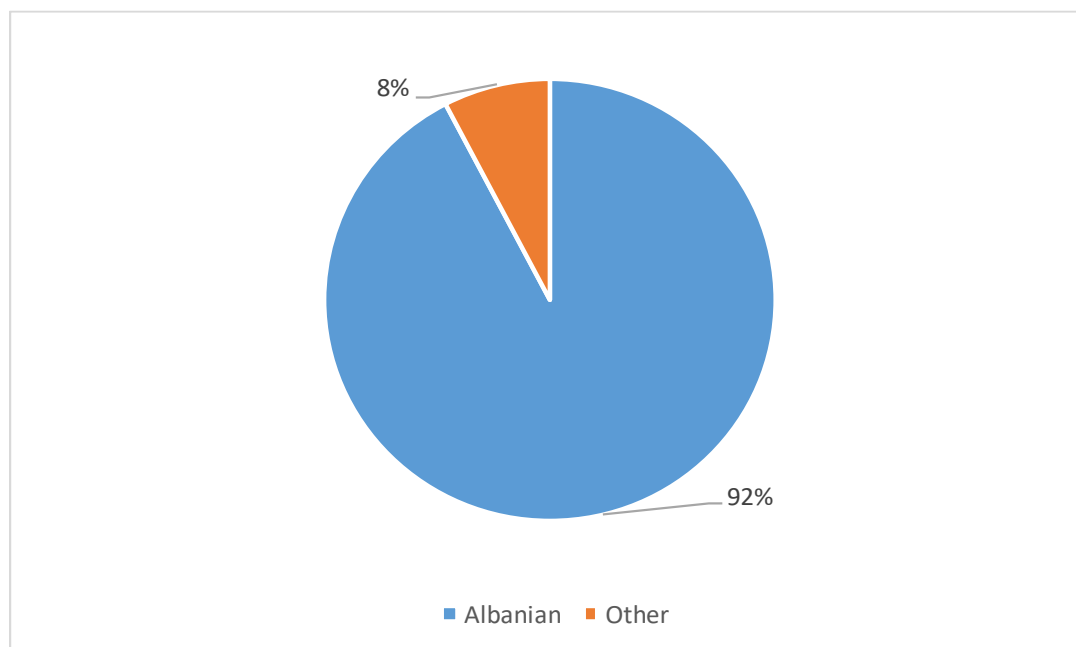
¹¹ In Other are included the number of Serbs and other non-Albanian nationals living in Kosovo and who benefit from age contribution-payer pensions.

Tab. 8: Pensions of persons with special needs / disabilities by municipality

| Municipality | Month | | | | | | | | | | |
|-----------------|---------------|---------------|---------------|---------------|---------------|---------------|---------------|---------------|---------------|---------------|---------------|
| | January | February | March | April | May | June | July | August | September | October | November |
| Deçan | 303 | 291 | 290 | 292 | 299 | 316 | 326 | 337 | 337 | 336 | 339 |
| Gjakovë | 1.036 | 1.027 | 1.038 | 1.114 | 1.074 | 1.106 | 1.132 | 1.191 | 1.180 | 1.133 | 1.176 |
| Glogovc | 422 | 413 | 417 | 422 | 418 | 425 | 432 | 437 | 443 | 443 | 457 |
| Gjilan | 1.076 | 1.114 | 1.114 | 1.165 | 1.138 | 1.187 | 1.197 | 1.196 | 1.201 | 1.180 | 1.215 |
| Dragash | 315 | 309 | 311 | 333 | 326 | 338 | 340 | 347 | 339 | 331 | 332 |
| Istog | 415 | 412 | 405 | 406 | 398 | 398 | 397 | 405 | 404 | 404 | 424 |
| Kaçanik | 321 | 320 | 320 | 342 | 339 | 343 | 344 | 361 | 370 | 370 | 359 |
| Klinë | 378 | 372 | 369 | 377 | 370 | 381 | 375 | 385 | 393 | 386 | 394 |
| Fushë Kosovë | 367 | 362 | 356 | 371 | 365 | 366 | 369 | 375 | 376 | 395 | 404 |
| Kamenicë | 343 | 347 | 347 | 377 | 371 | 390 | 389 | 391 | 392 | 392 | 396 |
| Mitrovicë | 1.277 | 1.306 | 1.244 | 1.319 | 1.324 | 1.317 | 1.330 | 1.384 | 1.374 | 1.327 | 1.380 |
| Leposaviq | 118 | 115 | 100 | 109 | 106 | 101 | 107 | 105 | 96 | 108 | 118 |
| Lipjan | 629 | 627 | 636 | 658 | 658 | 667 | 680 | 690 | 701 | 717 | 705 |
| Novobërdë | 32 | 33 | 32 | 34 | 32 | 33 | 34 | 36 | 37 | 37 | 36 |
| Obiliq | 177 | 184 | 192 | 198 | 188 | 190 | 188 | 193 | 190 | 194 | 191 |
| Rahovec | 489 | 487 | 474 | 496 | 487 | 491 | 494 | 497 | 492 | 485 | 495 |
| Pejë | 952 | 926 | 914 | 951 | 987 | 1.009 | 1.012 | 1.040 | 1.048 | 1.047 | 1.059 |
| Podujevë | 921 | 911 | 908 | 929 | 914 | 931 | 946 | 951 | 966 | 986 | 1.001 |
| Prishtinë | 1.811 | 1.817 | 1.821 | 1.879 | 1.875 | 1.879 | 1.912 | 1.963 | 1.959 | 1.994 | 2.022 |
| Prizren | 1.831 | 1.821 | 1.789 | 1.830 | 1.778 | 1.809 | 1.832 | 1.867 | 1.821 | 1.818 | 1.854 |
| Skenderaj | 549 | 571 | 563 | 588 | 590 | 597 | 599 | 609 | 617 | 602 | 612 |
| Shtime | 216 | 207 | 211 | 231 | 230 | 231 | 232 | 246 | 241 | 241 | 244 |
| Shtërpcë | 87 | 90 | 91 | 87 | 86 | 84 | 83 | 85 | 93 | 92 | 94 |
| Suharek | 606 | 606 | 596 | 632 | 631 | 633 | 635 | 644 | 631 | 636 | 649 |
| Ferizaj | 1.090 | 1.092 | 1.103 | 1.117 | 1.110 | 1.117 | 1.148 | 1.212 | 1.227 | 1.232 | 1.241 |
| Viti | 395 | 407 | 419 | 444 | 441 | 454 | 465 | 463 | 457 | 453 | 459 |
| Vushtrri | 1.013 | 1.036 | 1.009 | 1.026 | 1.037 | 1.063 | 1.081 | 1.107 | 1.111 | 1.085 | 1.105 |
| Zubin Potok | 20 | 28 | 27 | 28 | 28 | 27 | 28 | 30 | 21 | 21 | 25 |
| Zveçan | 5 | 6 | 4 | 6 | 6 | 6 | 7 | 9 | 8 | 8 | 9 |
| Malishev | 466 | 450 | 438 | 442 | 427 | 422 | 419 | 421 | 420 | 417 | 431 |
| Junik | - | - | - | - | - | - | - | - | - | - | - |
| Mamushë | - | - | - | - | - | - | - | - | - | - | - |
| Hani i Elezit | 47 | 50 | 46 | 47 | 48 | 51 | 52 | 57 | 53 | 54 | 58 |
| Graçanicë | - | - | - | - | - | - | - | - | - | - | - |
| Ranillug | - | - | - | - | - | - | - | - | - | - | - |
| Partesh | - | - | - | - | - | - | - | - | - | - | - |
| Kllokot | - | - | - | - | - | - | - | - | - | - | - |
| North Mitrovica | - | - | - | - | - | - | - | - | - | - | - |
| Total | 17.707 | 17.737 | 17.584 | 18.250 | 18.081 | 18.362 | 18.585 | 19.034 | 18.998 | 18.924 | 19.284 |

Tab. 9: Pensions of persons with special needs by nationality and gender

| Month | Albanian | | Other ¹² | | Total | | Total |
|-----------|----------|--------|---------------------|--------|-------|--------|---------------|
| | Male | Female | Male | Female | Male | Female | |
| January | 7.884 | 8.427 | 736 | 660 | 8.620 | 9.087 | 17.707 |
| February | 7.885 | 8.441 | 754 | 657 | 8.639 | 9.098 | 17.737 |
| March | 7.850 | 8.360 | 734 | 640 | 8.584 | 9.000 | 17.584 |
| April | 8.122 | 8.687 | 760 | 681 | 8.882 | 9.368 | 18.250 |
| May | 8.043 | 8.609 | 751 | 678 | 8.794 | 9.287 | 18.081 |
| June | 8.195 | 8.736 | 747 | 684 | 8.942 | 9.420 | 18.362 |
| July | 8.278 | 8.884 | 739 | 684 | 9.017 | 9.568 | 18.585 |
| August | 8.453 | 9.112 | 756 | 713 | 9.209 | 9.825 | 19.034 |
| September | 8.479 | 9.077 | 747 | 695 | 9.226 | 9.772 | 18.998 |
| October | 8.418 | 9.081 | 739 | 686 | 9.157 | 9.767 | 18.924 |
| November | 8.560 | 9.248 | 759 | 717 | 9.319 | 9.965 | 19.284 |

Fig. 3: Pensions of persons with special needs by nationality in (%)

¹² In Other are included the number of Serbs and other non-Albanian nationals living in Kosovo and benefiting from the pension of persons with disabilities.

Tab. 10: Pensions scheme for families with children with special needs / disabilities by municipality, age (0-18)

| Municipality | Month | | | | | | | | | | |
|-----------------|--------------|--------------|--------------|--------------|--------------|--------------|--------------|--------------|--------------|--------------|--------------|
| | January | February | March | April | May | June | July | August | September | October | November |
| Deçan | 44 | 44 | 47 | 47 | 47 | 47 | 52 | 52 | 52 | 51 | 50 |
| Gjakovë | 123 | 122 | 134 | 134 | 134 | 133 | 141 | 139 | 138 | 136 | 138 |
| Gillogovc | 85 | 84 | 100 | 100 | 99 | 98 | 105 | 104 | 103 | 103 | 111 |
| Gjilan | 141 | 141 | 150 | 147 | 145 | 143 | 150 | 147 | 145 | 144 | 149 |
| Dragash | 27 | 27 | 27 | 27 | 27 | 27 | 30 | 30 | 30 | 30 | 34 |
| Istog | 51 | 51 | 52 | 52 | 52 | 52 | 56 | 56 | 56 | 56 | 59 |
| Kaçanik | 48 | 48 | 52 | 51 | 51 | 51 | 57 | 57 | 57 | 54 | 60 |
| Klinë | 50 | 50 | 56 | 55 | 55 | 55 | 61 | 61 | 61 | 61 | 63 |
| Fushë Kosovë | 98 | 96 | 110 | 111 | 110 | 109 | 117 | 119 | 119 | 118 | 134 |
| Kamenicë | 32 | 32 | 33 | 31 | 31 | 28 | 35 | 34 | 34 | 33 | 34 |
| Mitrovicë | 135 | 134 | 153 | 151 | 151 | 151 | 171 | 172 | 171 | 170 | 179 |
| Leposaviq | 18 | 17 | 19 | 17 | 17 | 17 | 19 | 19 | 19 | 18 | 19 |
| Lipjan | 101 | 102 | 114 | 112 | 111 | 110 | 116 | 116 | 112 | 112 | 122 |
| Novobërdë | 21 | 21 | 21 | 21 | 21 | 20 | 19 | 18 | 18 | 18 | |
| Obiliq | 36 | 35 | 41 | 41 | 41 | 41 | 45 | 45 | 45 | 45 | 48 |
| Rahovec | 55 | 54 | 61 | 61 | 61 | 60 | 64 | 63 | 62 | 61 | 63 |
| Pejë | 101 | 101 | 107 | 106 | 106 | 104 | 112 | 112 | 112 | 112 | 117 |
| Podujevë | 104 | 103 | 117 | 116 | 116 | 114 | 116 | 114 | 112 | 110 | 126 |
| Prishtinë | 345 | 340 | 367 | 364 | 362 | 357 | 383 | 379 | 378 | 375 | 410 |
| Prizren | 195 | 190 | 209 | 207 | 206 | 201 | 221 | 219 | 216 | 211 | 229 |
| Skenderaj | 82 | 82 | 89 | 86 | 86 | 86 | 91 | 91 | 90 | 90 | 98 |
| Shtime | 32 | 31 | 32 | 32 | 32 | 31 | 34 | 34 | 34 | 33 | 34 |
| Shtërpcë | 17 | 16 | 16 | 16 | 16 | 15 | 15 | 14 | 14 | 14 | 15 |
| Suharek | 58 | 57 | 70 | 69 | 68 | 66 | 70 | 71 | 71 | 71 | 75 |
| Ferizaj | 117 | 118 | 126 | 126 | 127 | 128 | 140 | 139 | 139 | 137 | 150 |
| Viti | 46 | 46 | 50 | 50 | 50 | 49 | 53 | 53 | 53 | 53 | 55 |
| Vushtrri | 116 | 116 | 139 | 138 | 137 | 135 | 143 | 141 | 141 | 139 | 152 |
| Zubin Potok | 12 | 12 | 12 | 12 | 12 | 12 | 12 | 12 | 12 | 12 | 13 |
| Zvecan | 6 | 6 | 6 | 6 | 6 | 6 | 8 | 8 | 8 | 8 | 8 |
| Malishevë | 68 | 68 | 82 | 81 | 80 | 78 | 79 | 78 | 78 | 78 | 85 |
| Junik | - | - | - | - | - | - | - | - | - | - | - |
| Mamusha | 6 | 6 | 6 | 6 | 6 | 6 | 6 | 7 | 7 | 7 | 7 |
| Hani I Elezit | 12 | 12 | 14 | 14 | 15 | 15 | 18 | 18 | 18 | 18 | 19 |
| Graçanicë | 26 | 26 | 27 | 27 | 27 | 27 | 29 | 29 | 29 | 28 | 29 |
| Ranillug | 2 | 2 | 2 | 2 | 2 | 1 | 1 | 1 | 1 | 1 | 1 |
| Partesh | 3 | 3 | 3 | 3 | 3 | 3 | 3 | 3 | 3 | 3 | 3 |
| Kllokot | 7 | 7 | 7 | 7 | 7 | 7 | 7 | 7 | 7 | 7 | |
| North Mitrovica | 31 | 31 | 31 | 31 | 31 | 29 | 32 | 32 | 31 | 31 | 33 |
| Total | 2.451 | 2.431 | 2.682 | 2.657 | 2.648 | 2.612 | 2.811 | 2.794 | 2.776 | 2.748 | 2.922 |

Tab. 11: Family pensions by municipality

| Municipality | Month | | | | | | | | | | |
|-----------------|--------------|--------------|--------------|--------------|--------------|--------------|--------------|--------------|--------------|--------------|--------------|
| | January | February | March | April | May | June | July | August | September | October | November |
| Deçan | 32 | 32 | 31 | 28 | 28 | 29 | 27 | 26 | 25 | 25 | 24 |
| Gjakovë | 308 | 306 | 306 | 298 | 293 | 293 | 291 | 287 | 290 | 293 | 291 |
| Glogovc | 94 | 94 | 94 | 94 | 94 | 95 | 95 | 96 | 96 | 98 | 96 |
| Gjilan | 163 | 163 | 156 | 154 | 153 | 153 | 150 | 148 | 152 | 149 | 146 |
| Dragash | 19 | 21 | 21 | 21 | 20 | 20 | 20 | 20 | 20 | 18 | 18 |
| Istog | 57 | 56 | 55 | 55 | 57 | 58 | 57 | 57 | 56 | 54 | 54 |
| Kacanik | 128 | 129 | 128 | 124 | 122 | 117 | 117 | 117 | 116 | 115 | 111 |
| Kline | 48 | 47 | 45 | 46 | 45 | 45 | 43 | 44 | 44 | 44 | 41 |
| Fushë Kosovë | 81 | 80 | 80 | 80 | 79 | 77 | 76 | 75 | 74 | 72 | 75 |
| Kamenicë | 43 | 42 | 42 | 42 | 42 | 41 | 41 | 41 | 41 | 41 | 42 |
| Mitrovicë | 287 | 290 | 289 | 287 | 279 | 280 | 277 | 275 | 277 | 280 | 275 |
| Leposaviq | 1 | 1 | 1 | 1 | 1 | 1 | 1 | 1 | 1 | 1 | 1 |
| Lipjan | 99 | 97 | 96 | 97 | 96 | 96 | 97 | 95 | 93 | 93 | 92 |
| Novobërdë | 1 | 1 | 1 | 1 | 1 | 1 | 1 | 1 | 1 | 1 | 1 |
| Obiliq | 66 | 67 | 68 | 69 | 69 | 69 | 69 | 70 | 69 | 69 | 67 |
| Rahovec | 92 | 94 | 93 | 90 | 88 | 87 | 84 | 84 | 82 | 81 | 81 |
| Pejë | 273 | 271 | 269 | 265 | 260 | 264 | 262 | 261 | 261 | 263 | 257 |
| Podujevë | 153 | 153 | 151 | 149 | 148 | 147 | 147 | 150 | 148 | 145 | 141 |
| Prishtinë | 462 | 460 | 457 | 450 | 438 | 433 | 428 | 421 | 415 | 408 | 401 |
| Prizren | 429 | 421 | 418 | 411 | 407 | 399 | 396 | 395 | 397 | 393 | 394 |
| Skenderaj | 54 | 54 | 52 | 51 | 50 | 50 | 49 | 49 | 48 | 49 | 46 |
| Shtime | 29 | 29 | 27 | 26 | 26 | 25 | 25 | 25 | 25 | 26 | 26 |
| Shtërpce | 4 | 4 | 4 | 4 | 4 | 4 | 4 | 4 | 4 | 4 | 4 |
| Suharekë | 100 | 103 | 101 | 102 | 99 | 99 | 99 | 98 | 99 | 99 | 96 |
| Ferizaj | 171 | 168 | 167 | 164 | 162 | 160 | 161 | 161 | 156 | 157 | 151 |
| Viti | 44 | 45 | 45 | 44 | 43 | 42 | 41 | 41 | 41 | 40 | 41 |
| Vushtri | 229 | 228 | 232 | 230 | 221 | 228 | 230 | 228 | 232 | 233 | 232 |
| Zubin Potok | 3 | 3 | 3 | 3 | 3 | 3 | 3 | 3 | 3 | 3 | 3 |
| Zvecan | - | - | - | - | - | - | - | - | - | - | - |
| Malishevë | 46 | 46 | 44 | 44 | 43 | 44 | 43 | 44 | 44 | 45 | 44 |
| Junik | - | - | - | - | - | - | - | - | - | - | - |
| Mamusha | - | - | - | - | - | - | - | - | - | - | - |
| Hani i Elezit | - | - | - | - | - | - | - | - | - | - | - |
| Graçanicë | 1 | 1 | 1 | 1 | 1 | 1 | 1 | 1 | 1 | 1 | 1 |
| Ranillug | - | - | - | - | - | - | - | - | - | - | - |
| Partesh | - | - | - | - | - | - | - | - | - | - | - |
| Klllokot | - | - | - | - | - | - | - | - | - | - | - |
| North Mitrovica | - | - | - | - | - | - | - | - | - | - | - |
| Total | 3.517 | 3.506 | 3.477 | 3.431 | 3.372 | 3.361 | 3.335 | 3.318 | 3.311 | 3.300 | 3.252 |

Tab. 12: Work disability pensions by municipality

| Municipality | Month | | | | | | | | | | | |
|-------------------|-----------|-----------|-----------|-----------|-----------|-----------|-----------|-----------|-----------|-----------|-----------|-----------|
| | January | February | March | April | May | June | July | August | September | October | November | |
| Deçan | - | - | - | - | - | - | - | - | - | - | - | - |
| Dragash | 1 | 1 | 1 | 1 | 1 | 1 | 1 | 1 | 1 | 1 | 1 | 1 |
| Ferizaj | 3 | 3 | 3 | 2 | 2 | 2 | 2 | 2 | 2 | 2 | 2 | 2 |
| Fushë Kosovë | 1 | 1 | 1 | 1 | 1 | 1 | 1 | 1 | 1 | 1 | 1 | 1 |
| Gjakovë | 9 | 9 | 9 | 9 | 9 | 9 | 9 | 9 | 7 | 7 | 7 | 7 |
| Gjilan | 3 | 3 | 2 | 2 | 2 | 2 | 2 | 2 | 2 | 2 | 2 | 2 |
| Zvecan | - | - | - | - | - | - | - | - | - | - | - | - |
| Glogovc | 4 | 4 | 4 | 3 | 3 | 3 | 3 | 3 | 3 | 3 | 3 | 3 |
| Graçanicë | - | - | - | - | - | - | - | - | - | - | - | - |
| Hani i Elezit | - | - | - | - | - | - | - | - | - | - | - | - |
| Istog | 1 | 1 | 1 | 1 | 1 | 1 | 1 | 1 | 1 | 1 | 1 | 1 |
| Junik | - | - | - | - | - | - | - | - | - | - | - | - |
| Kaçanik | 2 | 2 | 2 | 2 | 2 | 2 | 2 | 2 | 2 | 2 | 2 | 2 |
| Kamenicë | - | - | - | - | - | - | - | - | - | - | - | - |
| Kline | - | - | - | - | - | - | - | - | - | - | - | - |
| Kllokot | - | - | - | - | - | - | - | - | - | - | - | - |
| Leposaviq | - | - | - | - | - | - | - | - | - | - | - | - |
| Lipjan | - | - | - | - | - | - | - | - | - | - | - | - |
| Malishevë | - | - | - | 1 | 1 | 1 | 1 | 1 | 1 | 1 | 1 | 1 |
| Mamusha | - | - | - | - | - | - | - | - | - | - | - | - |
| Mitrovicë | 4 | 4 | 4 | 4 | 3 | 3 | 3 | 3 | 3 | 3 | 3 | 3 |
| Mitrovicë Veriore | - | - | - | - | - | - | - | - | - | - | - | - |
| Novobërdë | - | - | - | - | - | - | - | - | - | - | - | - |
| Obiliq | - | - | - | - | - | - | - | - | - | - | - | - |
| Partesh | - | - | - | - | - | - | - | - | - | - | - | - |
| Pejë | 2 | 2 | 2 | 2 | 2 | 2 | 1 | 1 | 1 | 1 | 1 | 1 |
| Podujevë | 5 | 5 | 5 | 5 | 5 | 5 | 5 | 5 | 5 | 5 | 5 | 5 |
| Prishtinë | 7 | 7 | 7 | 7 | 7 | 7 | 7 | 7 | 7 | 7 | 7 | 7 |
| Prizren | 17 | 18 | 18 | 18 | 16 | 16 | 16 | 16 | 16 | 15 | 15 | 15 |
| Rahovec | 1 | 1 | 1 | 1 | 1 | 1 | 1 | 1 | 1 | 1 | 1 | 1 |
| Ranillug | - | - | - | - | - | - | - | - | - | - | - | - |
| Shtërpce | - | - | - | - | - | - | - | - | - | - | - | - |
| Shtime | - | - | - | - | - | - | - | - | - | - | - | - |
| Skenderaj | - | - | - | - | - | - | - | - | - | - | - | - |
| Suharekë | 3 | 3 | 3 | 3 | 3 | 3 | 3 | 3 | 3 | 3 | 3 | 3 |
| Viti | - | - | - | - | - | - | - | - | - | - | - | - |
| Vushtrri | 5 | 5 | 5 | 5 | 5 | 5 | 5 | 5 | 5 | 5 | 5 | 5 |
| Zubin Potok | - | - | - | - | - | - | - | - | - | - | - | - |
| Total | 68 | 69 | 68 | 67 | 64 | 64 | 63 | 61 | 61 | 60 | 60 | 60 |

Tab. 13: Pensions for paraplegic and tetraplegic persons by municipality

| Municipality | Month | | | | | | | | | | |
|-----------------|--------------|--------------|--------------|--------------|--------------|--------------|--------------|--------------|--------------|--------------|--------------|
| | January | February | March | April | May | June | July | August | September | October | November |
| Decan | 55 | 55 | 55 | 55 | 44 | 48 | 50 | 50 | 47 | 44 | 46 |
| Gjakovë | 141 | 140 | 148 | 147 | 117 | 117 | 132 | 124 | 118 | 154 | 152 |
| Gllgovc | 95 | 96 | 97 | 96 | 84 | 99 | 79 | 79 | 76 | 92 | 90 |
| Gjilan | 139 | 139 | 141 | 140 | 123 | 146 | 132 | 118 | 145 | 139 | 132 |
| Dragash | 60 | 62 | 63 | 63 | 55 | 56 | 52 | 55 | 53 | 55 | 53 |
| Istog | 72 | 72 | 73 | 72 | 57 | 68 | 66 | 59 | 61 | 58 | 64 |
| Kaçanik | 74 | 74 | 78 | 79 | 64 | 77 | 71 | 63 | 62 | 59 | 57 |
| Klīne | 54 | 54 | 54 | 52 | 47 | 51 | 46 | 44 | 46 | 46 | 49 |
| Fushë Kosovë | 62 | 63 | 65 | 64 | 55 | 66 | 63 | 63 | 57 | 60 | 58 |
| Kamenicë | 48 | 48 | 51 | 49 | 44 | 54 | 51 | 49 | 51 | 50 | 49 |
| Mitrovicë | 140 | 140 | 138 | 138 | 91 | 126 | 123 | 119 | 135 | 132 | 137 |
| Leposaviq | 6 | 5 | 5 | 5 | 5 | 6 | 7 | 7 | 7 | 7 | 7 |
| Lipjan | 89 | 88 | 89 | 88 | 81 | 88 | 83 | 85 | 86 | 88 | 81 |
| Novobërdë | 7 | 7 | 7 | 7 | 6 | 8 | 7 | 6 | 8 | 7 | 6 |
| Obiliq | 42 | 42 | 42 | 43 | 42 | 44 | 44 | 43 | 40 | 41 | 39 |
| Rahovec | 69 | 69 | 70 | 70 | 67 | 73 | 72 | 66 | 60 | 67 | 64 |
| Pejë | 177 | 177 | 174 | 183 | 128 | 168 | 173 | 174 | 180 | 174 | 183 |
| Podujevë | 144 | 143 | 147 | 148 | 127 | 148 | 137 | 138 | 136 | 140 | 129 |
| Prishtinë | 306 | 305 | 315 | 310 | 271 | 308 | 291 | 299 | 297 | 315 | 293 |
| Prizren | 294 | 305 | 310 | 311 | 248 | 294 | 290 | 307 | 291 | 279 | 266 |
| Skenderaj | 90 | 90 | 91 | 93 | 73 | 89 | 88 | 82 | 87 | 84 | 87 |
| Shtime | 34 | 34 | 34 | 33 | 28 | 29 | 27 | 24 | 30 | 26 | 25 |
| Shtërpce | 14 | 14 | 14 | 14 | 13 | 14 | 14 | 14 | 14 | 15 | 15 |
| Suharekë | 76 | 78 | 78 | 77 | 65 | 70 | 71 | 74 | 70 | 71 | 68 |
| Ferizaj | 123 | 123 | 127 | 128 | 92 | 122 | 116 | 110 | 120 | 119 | 114 |
| Viti | 60 | 60 | 64 | 64 | 59 | 66 | 62 | 61 | 64 | 61 | 59 |
| Vushtrri | 114 | 111 | 107 | 111 | 92 | 107 | 94 | 87 | 103 | 98 | 107 |
| Zubin Potok | 3 | 3 | 3 | 3 | 3 | 1 | - | - | 2 | 2 | 2 |
| Zvecan | 2 | 2 | 2 | 2 | 2 | 3 | 3 | 3 | 3 | 3 | 3 |
| Malishevë | 81 | 84 | 84 | 84 | 80 | 84 | 83 | 78 | 75 | 75 | 68 |
| Junik | - | - | - | - | - | - | - | - | - | - | - |
| Mamusha | - | - | - | - | - | - | - | - | - | - | - |
| Hani i Elezit | - | - | - | - | - | - | - | - | - | - | - |
| Graçanicë | 14 | 14 | 15 | 14 | 14 | 16 | 16 | 16 | 13 | 14 | 13 |
| Ranillug | - | - | - | - | - | - | - | - | - | - | - |
| Partesh | - | - | - | - | - | - | - | - | - | - | - |
| Kllokot | - | - | - | - | - | - | - | - | - | - | - |
| North Mitrovica | - | - | - | - | - | - | - | - | - | - | - |
| Total | 2.685 | 2.697 | 2.741 | 2.743 | 2.277 | 2.646 | 2.543 | 2.497 | 2.537 | 2.575 | 2.516 |

Tab. 14: Scheme for compensation of Education employees for the years 90/91 until the school year 98/99 by municipality

| Municipality | Month | | | | | | | | | | |
|-----------------|---------------|---------------|---------------|---------------|---------------|---------------|---------------|---------------|---------------|---------------|---------------|
| | January | February | March | April | May | June | July | August | September | October | November |
| Deçan | 392 | 390 | 389 | 389 | 390 | 393 | 397 | 399 | 397 | 399 | 401 |
| Gjakovë | 845 | 855 | 857 | 861 | 866 | 868 | 871 | 870 | 874 | 873 | 879 |
| Gllgovc | 435 | 440 | 442 | 444 | 446 | 447 | 445 | 443 | 444 | 443 | 444 |
| Gjilan | 664 | 671 | 677 | 680 | 683 | 694 | 691 | 692 | 699 | 704 | 703 |
| Dragash | 140 | 141 | 141 | 142 | 142 | 144 | 144 | 146 | 146 | 147 | 150 |
| Istog | 236 | 238 | 239 | 239 | 243 | 245 | 249 | 251 | 252 | 255 | 259 |
| Kaçanik | 226 | 229 | 229 | 230 | 228 | 232 | 234 | 234 | 237 | 239 | 241 |
| Klinë | 271 | 269 | 270 | 269 | 273 | 275 | 281 | 283 | 286 | 285 | 285 |
| Fushë Kosovë | 192 | 196 | 197 | 201 | 204 | 206 | 207 | 206 | 210 | 211 | 211 |
| Kamenicë | 191 | 191 | 193 | 193 | 192 | 198 | 198 | 199 | 200 | 201 | 204 |
| Mitrovicë | 658 | 656 | 662 | 665 | 667 | 672 | 676 | 677 | 678 | 679 | 680 |
| Leposaviq | 3 | 3 | 3 | 3 | 3 | 3 | 3 | 3 | 3 | 3 | 3 |
| Lipjan | 391 | 395 | 397 | 398 | 404 | 412 | 414 | 414 | 417 | 419 | 418 |
| Novobërdë | 8 | 8 | 7 | 8 | 9 | 9 | 9 | 9 | 9 | 9 | 9 |
| Obiliq | 94 | 96 | 97 | 99 | 99 | 98 | 99 | 99 | 99 | 101 | 99 |
| Rahovec | 207 | 210 | 211 | 213 | 214 | 214 | 214 | 214 | 217 | 219 | 221 |
| Pejë | 807 | 808 | 810 | 810 | 818 | 826 | 837 | 838 | 838 | 842 | 843 |
| Podujevë | 552 | 562 | 562 | 565 | 566 | 571 | 576 | 575 | 579 | 584 | 584 |
| Prishtinë | 2.164 | 2.180 | 2.186 | 2.198 | 2.210 | 2.220 | 2.233 | 2.230 | 2.247 | 2.263 | 2.268 |
| Prizren | 752 | 757 | 767 | 775 | 783 | 791 | 798 | 800 | 802 | 808 | 810 |
| Skenderaj | 416 | 417 | 418 | 422 | 421 | 427 | 430 | 433 | 435 | 437 | 437 |
| Shtime | 184 | 186 | 188 | 192 | 192 | 196 | 198 | 199 | 201 | 201 | 201 |
| Shtërpcë | 20 | 20 | 20 | 21 | 21 | 21 | 21 | 21 | 21 | 21 | 21 |
| Suharekë | 360 | 363 | 365 | 369 | 371 | 374 | 378 | 380 | 380 | 382 | 381 |
| Ferizaj | 828 | 838 | 840 | 845 | 843 | 858 | 861 | 864 | 866 | 878 | 880 |
| Viti | 303 | 305 | 307 | 313 | 312 | 313 | 317 | 321 | 324 | 329 | 328 |
| Vushtrri | 545 | 550 | 551 | 552 | 553 | 552 | 553 | 559 | 558 | 562 | 562 |
| Zubin Potok | 8 | 8 | 8 | 9 | 9 | 9 | 9 | 9 | 9 | 9 | 9 |
| Zveçan | 3 | 3 | 3 | 3 | 3 | 3 | 3 | 3 | 3 | 3 | 3 |
| Malishevë | 297 | 300 | 301 | 304 | 304 | 308 | 310 | 310 | 313 | 314 | 318 |
| Junik | - | - | - | - | - | - | - | - | - | - | - |
| Mamushë | - | - | - | - | - | - | - | - | - | - | - |
| Hani i Elezit | - | - | - | - | - | - | - | - | - | - | - |
| Graçanicë | 5 | 5 | 5 | 5 | 5 | 5 | 5 | 5 | 5 | 5 | 4 |
| Ranillug | - | - | - | - | - | - | - | - | - | - | - |
| Partesh | - | - | - | - | - | - | - | - | - | - | - |
| Kllokot | - | - | - | - | - | - | - | - | - | - | - |
| North Mitrovica | - | - | - | - | - | - | - | - | - | - | - |
| Total | 12.197 | 12.290 | 12.342 | 12.417 | 12.474 | 12.584 | 12.661 | 12.686 | 12.749 | 12.825 | 12.856 |

Tab. 15: Pension scheme for families of war martyrs and invalids by municipality

| Municipality | Month | | | | | | | | | | |
|-----------------|---------------|---------------|---------------|---------------|---------------|---------------|---------------|---------------|---------------|---------------|---------------|
| | January | February | March | April | May | June | July | August | September | October | November |
| Deçan | 624 | 622 | 622 | 621 | 620 | 620 | 618 | 616 | 617 | 617 | 618 |
| Gjakovë | 1.114 | 1.114 | 1.113 | 1.107 | 1.107 | 1.100 | 1.098 | 1099 | 1099 | 1087 | 1090 |
| Glogovc | 1.327 | 1.325 | 1.324 | 1.327 | 1.325 | 1.325 | 1.323 | 1316 | 1317 | 1304 | 1305 |
| Gjilan | 226 | 224 | 224 | 224 | 224 | 224 | 223 | 223 | 222 | 220 | 220 |
| Dragash | 48 | 47 | 47 | 47 | 47 | 47 | 47 | 47 | 47 | 47 | 47 |
| Istog | 251 | 251 | 251 | 251 | 251 | 251 | 251 | 251 | 251 | 251 | 251 |
| Kaçanik | 249 | 248 | 247 | 245 | 245 | 245 | 246 | 246 | 245 | 244 | 244 |
| Klinë | 517 | 517 | 517 | 519 | 519 | 517 | 516 | 516 | 515 | 511 | 513 |
| Fushë Kosovë | 202 | 202 | 203 | 204 | 203 | 204 | 206 | 207 | 207 | 207 | 209 |
| Kamenicë | 76 | 76 | 76 | 76 | 76 | 76 | 76 | 76 | 76 | 76 | 76 |
| Mitrovicë | 574 | 573 | 571 | 569 | 568 | 566 | 566 | 566 | 565 | 555 | 561 |
| Leposaviq | 4 | 4 | 4 | 4 | 4 | 4 | 4 | 4 | 4 | 4 | 4 |
| Lipjan | 272 | 270 | 270 | 269 | 269 | 268 | 267 | 267 | 267 | 264 | 263 |
| Novobërdë | 2 | 2 | 2 | 2 | 2 | 2 | 2 | 2 | 2 | 2 | 2 |
| Obiliq | 131 | 131 | 130 | 129 | 129 | 129 | 128 | 128 | 129 | 127 | 127 |
| Rahovec | 625 | 624 | 625 | 622 | 622 | 620 | 618 | 616 | 615 | 610 | 610 |
| Pejë | 757 | 758 | 758 | 756 | 755 | 751 | 750 | 748 | 748 | 739 | 741 |
| Podujevë | 970 | 970 | 968 | 967 | 965 | 963 | 961 | 959 | 959 | 956 | 955 |
| Prishtinë | 1.139 | 1.134 | 1.136 | 1.136 | 1.136 | 1.139 | 1.137 | 1135 | 1133 | 1127 | 1126 |
| Prizren | 683 | 682 | 681 | 681 | 679 | 678 | 677 | 675 | 676 | 668 | 674 |
| Skenderaj | 1.211 | 1.209 | 1.207 | 1.204 | 1.202 | 1.199 | 1.198 | 1196 | 1197 | 1188 | 1193 |
| Shtime | 206 | 206 | 206 | 206 | 206 | 206 | 206 | 206 | 207 | 205 | 206 |
| Shtërpcë | 23 | 23 | 23 | 23 | 23 | 23 | 23 | 23 | 23 | 23 | 23 |
| Suharekë | 561 | 559 | 557 | 557 | 557 | 555 | 553 | 553 | 550 | 542 | 546 |
| Ferizaj | 267 | 266 | 266 | 267 | 265 | 265 | 265 | 265 | 265 | 266 | 265 |
| Viti | 90 | 90 | 89 | 89 | 90 | 90 | 90 | 90 | 90 | 90 | 90 |
| Vushtrri | 518 | 517 | 517 | 516 | 516 | 514 | 513 | 513 | 513 | 506 | 511 |
| Zubin Potok | 6 | 6 | 6 | 6 | 6 | 6 | 6 | 6 | 6 | 5 | 6 |
| Zveçan | 2 | 2 | 2 | 2 | 2 | 2 | 2 | 2 | 2 | 2 | 2 |
| Malishevë | 366 | 365 | 364 | 364 | 365 | 365 | 364 | 364 | 364 | 360 | 360 |
| Junik | 106 | 106 | 106 | 106 | 106 | 106 | 106 | 106 | 106 | 105 | 105 |
| Mamushe | 9 | 9 | 9 | 9 | 9 | 9 | 9 | 9 | 9 | 8 | 9 |
| Hani i Elezit | 33 | 33 | 33 | 33 | 33 | 33 | 33 | 33 | 33 | 31 | 32 |
| Graçanica | - | - | - | - | - | - | - | - | - | - | - |
| Ranillug | 1 | 1 | 1 | 1 | 1 | 1 | 1 | 1 | 1 | 1 | 1 |
| Partesh | 1 | 1 | 1 | 1 | 1 | 1 | 1 | 1 | 1 | 1 | 1 |
| Kllokot | - | - | - | - | - | - | - | - | - | - | - |
| North Mitrovica | 2 | 2 | 2 | 2 | 2 | 2 | 2 | 2 | 2 | 2 | 2 |
| Outside Kosovo | 82 | 81 | 81 | 83 | 83 | 84 | 84 | 85 | 85 | 85 | 86 |
| Total | 13.275 | 13.250 | 13.239 | 13.225 | 13.213 | 13.190 | 13.170 | 13.152 | 13.148 | 13.036 | 13.074 |

Tab. 16: Pension scheme for families of martyrs and war invalids by age

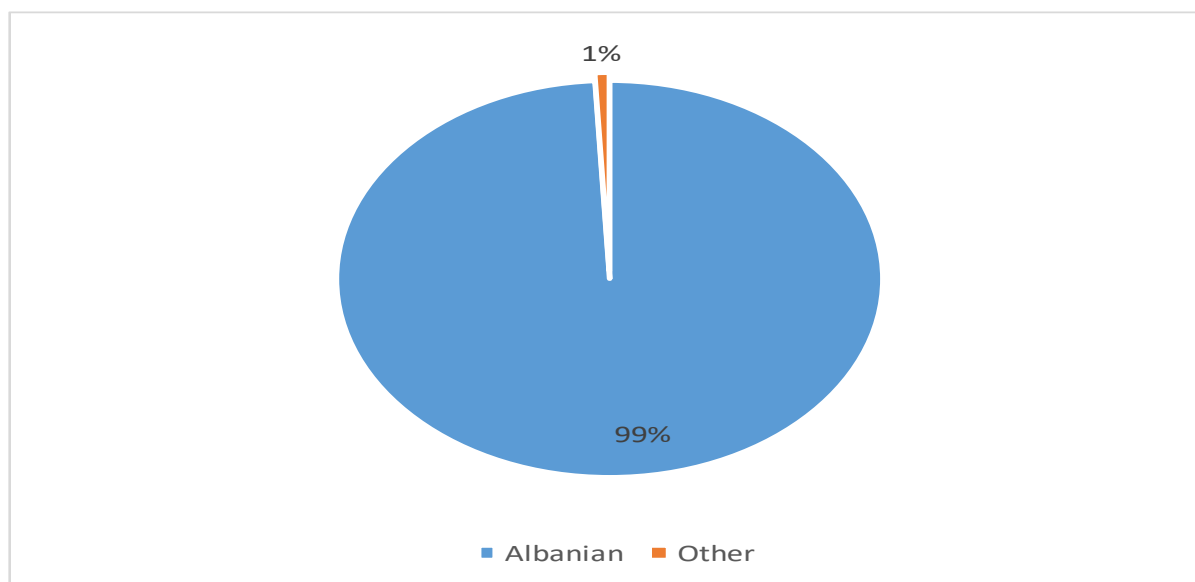
| Month | Age | | | | | | | Total |
|-----------|------|--------|---------|---------|---------|---------|-------|---------------|
| | < 18 | 18 -25 | 26 - 35 | 36 - 45 | 46 - 55 | 56 - 65 | 65> | |
| January | - | 179 | 304 | 1.780 | 3.800 | 3.315 | 3.897 | 13.275 |
| February | - | 179 | 306 | 1.768 | 3.796 | 3.318 | 3.883 | 13.250 |
| March | - | 177 | 305 | 1.743 | 3.786 | 3.333 | 3.895 | 13.239 |
| April | - | 171 | 308 | 1.718 | 3.780 | 3.343 | 3.905 | 13.225 |
| May | - | 165 | 309 | 1.684 | 3.773 | 3.355 | 3.927 | 13.213 |
| June | - | 158 | 307 | 1.640 | 3.773 | 3.359 | 3.953 | 13.190 |
| July | - | 152 | 309 | 1.625 | 3.767 | 3.368 | 3.949 | 13.170 |
| August | - | 148 | 303 | 1.606 | 3.771 | 3.379 | 3.945 | 13.152 |
| September | - | 139 | 304 | 1.579 | 3.776 | 3.391 | 3.959 | 13.148 |
| October | - | 64 | 278 | 1.539 | 3.778 | 3.418 | 3.959 | 13.036 |
| November | - | 107 | 290 | 1.532 | 3.781 | 3.416 | 3.948 | 13.074 |

Tab. 17: Pension scheme for families of martyrs and war invalids by category

| Category | Month | | | | | | | | | | |
|---|---------------|---------------|---------------|---------------|---------------|---------------|---------------|---------------|---------------|---------------|---------------|
| | January | February | March | April | May | June | July | August | September | October | November |
| Families of martyrs of the KLA | 2.252 | 2.247 | 2.243 | 2.240 | 2.237 | 2.233 | 2.229 | 2.224 | 2.224 | 2.168 | 2.197 |
| Families of civilian invalids after death | 113 | 112 | 112 | 110 | 109 | 109 | 109 | 109 | 109 | 108 | 107 |
| Families of invalids of KLA after death | 254 | 254 | 254 | 256 | 257 | 258 | 259 | 258 | 265 | 262 | 267 |
| Families of missing civilians | 312 | 312 | 312 | 312 | 311 | 308 | 308 | 308 | 308 | 305 | 306 |
| Families of missing of the KLA | 18 | 18 | 18 | 18 | 18 | 18 | 18 | 18 | 18 | 18 | 18 |
| Families of civilian victims | 3.732 | 3.724 | 3.724 | 3.712 | 3.705 | 3.695 | 3.684 | 3.677 | 3.670 | 3.624 | 3.633 |
| Civilian invalids of war | 1.778 | 1.773 | 1.771 | 1.769 | 1.767 | 1.764 | 1.762 | 1.760 | 1.759 | 1.756 | 1.752 |
| Invalids of the KLA | 4.701 | 4.693 | 4.688 | 4.692 | 4.691 | 4.688 | 4.684 | 4.682 | 4.679 | 4.679 | 4.678 |
| Custodians for civilian invalids | 33 | 34 | 34 | 34 | 35 | 34 | 34 | 34 | 34 | 34 | 34 |
| Custodians for invalids of the KLA | 82 | 83 | 83 | 82 | 83 | 83 | 83 | 82 | 82 | 82 | 82 |
| Total | 13.275 | 13.250 | 13.239 | 13.225 | 13.213 | 13.190 | 13.170 | 13.152 | 13.148 | 13.036 | 13.074 |

Tab. 18: Pension scheme for families of martyrs and war invalids by nationality and gender

| Month | Albanian | | Other ¹³ | | Total | | Total |
|-----------|----------|--------|---------------------|--------|-------|--------|---------------|
| | Male | Female | Male | Female | Male | Female | |
| January | 6.537 | 6.625 | 19 | 94 | 6.556 | 6.719 | 13.275 |
| February | 6.523 | 6.614 | 19 | 94 | 6.542 | 6.708 | 13.250 |
| March | 6.516 | 6.610 | 19 | 94 | 6.535 | 6.704 | 13.239 |
| April | 6.518 | 6.594 | 19 | 94 | 6.537 | 6.688 | 13.225 |
| May | 6.513 | 6.588 | 19 | 93 | 6.532 | 6.681 | 13.213 |
| June | 6.503 | 6.575 | 19 | 93 | 6.522 | 6.668 | 13.190 |
| July | 6.491 | 6.567 | 19 | 93 | 6.510 | 6.660 | 13.170 |
| August | 6.486 | 6.554 | 19 | 93 | 6.505 | 6.647 | 13.152 |
| September | 6.479 | 6.557 | 19 | 93 | 6.498 | 6.650 | 13.148 |
| October | 6.434 | 6.490 | 19 | 93 | 6.453 | 6.583 | 13.036 |
| November | 6.441 | 6.521 | 19 | 93 | 6.460 | 6.614 | 13.074 |

Fig. 4: Pension scheme for families of martyrs and war invalids by nationality in %

¹³ In others are included the number of K-Serbs and other non-Albanian nationals living in Kosovo who benefit from the pension scheme of families of martyrs and war invalids.

Tab. 19: Pension scheme for war veterans by municipality

| Municipality | Month | | | | | | | | | | |
|-----------------|---------------|---------------|---------------|---------------|---------------|---------------|---------------|---------------|---------------|---------------|---------------|
| | January | February | March | April | May | June | July | August | September | October | November |
| Deçan | 4.062 | 4.071 | 4.074 | 4.074 | 4.065 | 4.055 | 4.052 | 4.052 | 4.056 | 4.051 | 4.051 |
| Gjakovë | 3.374 | 3.390 | 3.375 | 3.384 | 3.375 | 3.366 | 3.347 | 3.354 | 3.354 | 3.354 | 3.359 |
| Glogovc | 1.700 | 1.718 | 1.722 | 1.697 | 1.707 | 1.692 | 1.690 | 1.693 | 1.697 | 1.702 | 1.707 |
| Gjilan | 1.962 | 1.964 | 1.962 | 1.961 | 1.960 | 1.955 | 1.953 | 1.950 | 1.948 | 1.949 | 1.944 |
| Dragash | 266 | 270 | 271 | 272 | 275 | 272 | 272 | 272 | 273 | 273 | 273 |
| Istog | 828 | 829 | 827 | 830 | 827 | 824 | 824 | 823 | 823 | 822 | 823 |
| Kaçanik | 893 | 899 | 900 | 899 | 897 | 898 | 898 | 896 | 895 | 896 | 895 |
| Klinë | 1.708 | 1.715 | 1.713 | 1.714 | 1.708 | 1.709 | 1.709 | 1.710 | 1.710 | 1.707 | 1.709 |
| Fushë Kosovë | 244 | 247 | 247 | 241 | 244 | 242 | 242 | 242 | 242 | 243 | 245 |
| Kamenicë | 263 | 265 | 264 | 263 | 264 | 264 | 263 | 263 | 263 | 262 | 262 |
| Mitrovicë | 576 | 578 | 586 | 574 | 574 | 576 | 577 | 579 | 580 | 580 | 578 |
| Leposaviq | 4 | 4 | 4 | 4 | 4 | 4 | 4 | 4 | 4 | 4 | 4 |
| Lipjan | 557 | 561 | 566 | 562 | 561 | 562 | 562 | 562 | 563 | 562 | 561 |
| Novobërdë | 18 | 18 | 18 | 18 | 19 | 18 | 18 | 18 | 17 | 17 | 18 |
| Obiliq | 159 | 161 | 161 | 159 | 162 | 162 | 163 | 163 | 162 | 163 | 163 |
| Rahovec | 1.658 | 1.662 | 1.660 | 1.663 | 1.664 | 1.657 | 1.657 | 1.657 | 1.659 | 1.663 | 1.661 |
| Pejë | 3.667 | 3.685 | 3.680 | 3.672 | 3.664 | 3.667 | 3.665 | 3.660 | 3.667 | 3.663 | 3.677 |
| Podujevë | 1.984 | 1.985 | 1.987 | 1.984 | 1.982 | 1.981 | 1.981 | 1.979 | 1.979 | 1.978 | 1.979 |
| Prishtinë | 2.805 | 2.837 | 2.830 | 2.788 | 2.794 | 2.785 | 2.758 | 2.764 | 2.755 | 2.755 | 2.754 |
| Prizren | 2.084 | 2.087 | 2.087 | 2.080 | 2.090 | 2.078 | 2.073 | 2.074 | 2.074 | 2.071 | 2.069 |
| Skenderaj | 2.626 | 2.638 | 2.637 | 2.622 | 2.630 | 2.622 | 2.615 | 2.615 | 2.618 | 2.620 | 2.621 |
| Shtime | 577 | 580 | 579 | 577 | 579 | 577 | 579 | 578 | 579 | 579 | 579 |
| Shtërpcë | 55 | 55 | 55 | 55 | 55 | 55 | 55 | 55 | 55 | 55 | 55 |
| Suharekë | 1.625 | 1.633 | 1.632 | 1.625 | 1.626 | 1.624 | 1.626 | 1.626 | 1.625 | 1.623 | 1.628 |
| Ferizaj | 910 | 912 | 913 | 914 | 914 | 910 | 909 | 908 | 907 | 905 | 906 |
| Viti | 322 | 323 | 323 | 323 | 323 | 324 | 323 | 323 | 323 | 321 | 322 |
| Vushtri | 633 | 634 | 639 | 639 | 634 | 634 | 632 | 635 | 636 | 634 | 638 |
| Zubin Potok | 1 | 1 | 1 | 1 | 1 | 1 | 1 | 1 | 1 | 1 | 1 |
| Zveçan | 3 | 3 | 3 | 3 | 3 | 3 | 3 | 3 | 3 | 3 | 3 |
| Malishevë | 346 | 348 | 348 | 349 | 352 | 350 | 352 | 354 | 357 | 355 | 357 |
| Junik | 415 | 425 | 423 | 419 | 419 | 419 | 418 | 418 | 421 | 419 | 421 |
| Mamushe | 1 | 1 | 1 | 1 | 1 | 1 | 1 | 1 | 1 | 1 | 1 |
| Hani I Elezit | 288 | 289 | 289 | 289 | 290 | 287 | 288 | 288 | 288 | 289 | 289 |
| Graçanica | 1 | 1 | 1 | 1 | 1 | 1 | 1 | 1 | 1 | 1 | 1 |
| Ranillug | - | - | - | - | - | - | - | - | - | - | - |
| Partesh | - | - | - | - | - | - | - | - | - | - | - |
| Kllokot | 2 | 2 | 2 | 2 | 2 | 2 | 2 | 2 | 2 | 2 | 2 |
| North Mitrovica | - | - | - | - | - | - | - | - | - | - | - |
| Outside Kosovo | 224 | 224 | 226 | 240 | 241 | 242 | 237 | 238 | 242 | 243 | 246 |
| Total | 36.841 | 37.015 | 37.006 | 36.899 | 36.907 | 36.819 | 36.750 | 36.761 | 36.780 | 36.766 | 36.802 |

¹⁴ The number of veterans moves, as the right to request the application is not terminated in the right of the beneficiary to continuously apply. After the death of the veteran, the pension is transferred to the spouse or to the children under the age of 18.

Tab. 20: Pension scheme for war veterans by age

| Month | Age | | | | | | | Total |
|-----------|------|--------|---------|---------|---------|---------|-------|---------------|
| | < 18 | 18 -25 | 26 - 35 | 36 - 45 | 46 - 55 | 56 - 65 | 65> | |
| January | - | 18 | 12 | 10.130 | 15.212 | 8.179 | 3.290 | 36.841 |
| February | - | 19 | 13 | 10.108 | 15.348 | 8.221 | 3.306 | 37.015 |
| March | - | 19 | 12 | 9.955 | 15.393 | 8.290 | 3.337 | 37.006 |
| April | - | 19 | 12 | 9.755 | 15.419 | 8.292 | 3.402 | 36.899 |
| May | - | 20 | 11 | 9.575 | 15.489 | 8.360 | 3.452 | 36.907 |
| June | - | 20 | 9 | 9.306 | 15.529 | 8.425 | 3.530 | 36.819 |
| July | - | 20 | 9 | 9.201 | 15.550 | 8.423 | 3.547 | 36.750 |
| August | - | 20 | 9 | 9.066 | 15.633 | 8.469 | 3.564 | 36.761 |
| September | - | 17 | 8 | 8.865 | 15.742 | 8.546 | 3.602 | 36.780 |
| October | - | 8 | 8 | 8.652 | 15.852 | 8.611 | 3.635 | 36.766 |
| November | - | 16 | 8 | 8.569 | 15.914 | 8.643 | 3.652 | 36.802 |

Tab. 21: Pension scheme for war veterans by category

| Category | Month | | | | | | | | | | |
|-----------------------------------|---------------|---------------|---------------|---------------|---------------|---------------|---------------|---------------|---------------|---------------|---------------|
| | January | February | March | April | May | June | July | August | September | October | November |
| Veteran of the KLA | 34.597 | 34.762 | 34.746 | 34.648 | 34.646 | 34.552 | 34.482 | 34.493 | 34.500 | 34.482 | 34.484 |
| Family of KLA veteran after death | 2.244 | 2.253 | 2.260 | 2.251 | 2.261 | 2.267 | 2.268 | 2.268 | 2.280 | 2.284 | 2.318 |
| Total | 36.841 | 37.015 | 37.006 | 36.899 | 36.907 | 36.819 | 36.750 | 36.761 | 36.780 | 36.766 | 36.802 |

Tab. 22: Pension scheme for war veterans by nationality and gender

| Month | Albanian | | Other ¹⁵ | | Total | | Total |
|-----------|----------|--------|---------------------|--------|--------|--------|---------------|
| | Male | Female | Male | Female | Male | Female | |
| January | 33.675 | 3.159 | 6 | 1 | 33.681 | 3.160 | 36.841 |
| February | 33.833 | 3.175 | 6 | 1 | 33.839 | 3.176 | 37.015 |
| March | 33.819 | 3.180 | 6 | 1 | 33.825 | 3.181 | 37.006 |
| April | 33.718 | 3.174 | 6 | 1 | 33.724 | 3.175 | 36.899 |
| May | 33.714 | 3.186 | 6 | 1 | 33.720 | 3.187 | 36.907 |
| June | 33.621 | 3.191 | 6 | 1 | 33.627 | 3.192 | 36.819 |
| July | 33.556 | 3.187 | 6 | 1 | 33.562 | 3.188 | 36.750 |
| August | 33.563 | 3.191 | 6 | 1 | 33.569 | 3.192 | 36.761 |
| September | 33.569 | 3.204 | 6 | 1 | 33.575 | 3.205 | 36.780 |
| October | 33.547 | 3.212 | 6 | 1 | 33.553 | 3.213 | 36.766 |
| November | 33.554 | 3.240 | 6 | 2 | 33.560 | 3.242 | 36.802 |

¹⁵ In Other are included the number of Bosniaks and Ashkali living in Kosovo and benefiting from the war veterans' pension scheme.

Tab. 23: Pension scheme of Kosovo Protection Corps (KPC) by municipality

| Municipality | Month | | | | | | | | | | |
|-----------------|--------------|--------------|--------------|--------------|--------------|--------------|--------------|--------------|--------------|--------------|--------------|
| | January | February | March | April | May | June | July | August | September | October | November |
| Deçan | 54 | 53 | 53 | 53 | 53 | 53 | 53 | 53 | 53 | 54 | 55 |
| Gjakovë | 40 | 40 | 40 | 41 | 42 | 43 | 43 | 44 | 44 | 44 | 45 |
| Glllogovc | 96 | 96 | 96 | 97 | 97 | 98 | 98 | 100 | 100 | 100 | 100 |
| Gjilan | 22 | 23 | 24 | 24 | 24 | 24 | 24 | 24 | 24 | 24 | 24 |
| Dragash | 3 | 3 | 3 | 3 | 3 | 3 | 3 | 3 | 3 | 3 | 3 |
| Istog | 10 | 10 | 10 | 10 | 10 | 10 | 10 | 10 | 10 | 10 | 10 |
| Kaçanik | 36 | 36 | 36 | 37 | 36 | 37 | 38 | 38 | 38 | 38 | 38 |
| Klinë | 18 | 18 | 18 | 18 | 18 | 17 | 17 | 17 | 17 | 17 | 17 |
| Fushë Kosovë | 24 | 25 | 25 | 25 | 26 | 26 | 26 | 26 | 26 | 27 | 26 |
| Kamenicë | 8 | 8 | 8 | 8 | 8 | 8 | 8 | 8 | 8 | 8 | 8 |
| Mitrovicë | 84 | 84 | 84 | 85 | 85 | 85 | 85 | 85 | 85 | 85 | 86 |
| Leposaviq | 1 | 1 | 1 | 1 | 1 | 1 | 1 | 1 | 1 | 1 | 1 |
| Lipjan | 31 | 31 | 31 | 30 | 30 | 30 | 30 | 30 | 30 | 31 | 31 |
| Novobërdë | - | - | - | - | - | - | - | - | - | - | - |
| Obiliq | 3 | 3 | 3 | 3 | 3 | 3 | 3 | 3 | 3 | 3 | 3 |
| Rahovec | 24 | 24 | 24 | 24 | 24 | 24 | 24 | 24 | 24 | 24 | 24 |
| Pejë | 47 | 48 | 50 | 50 | 52 | 52 | 52 | 52 | 52 | 52 | 52 |
| Podujevë | 78 | 78 | 79 | 80 | 82 | 83 | 84 | 84 | 84 | 85 | 85 |
| Prishtinë | 121 | 121 | 121 | 121 | 121 | 122 | 122 | 122 | 122 | 122 | 123 |
| Prizren | 94 | 95 | 95 | 96 | 96 | 97 | 97 | 97 | 97 | 96 | 96 |
| Skenderaj | 143 | 142 | 142 | 143 | 143 | 145 | 145 | 146 | 147 | 147 | 147 |
| Shtime | 29 | 29 | 29 | 28 | 28 | 28 | 28 | 29 | 29 | 30 | 30 |
| Shtërpcë | 8 | 8 | 8 | 8 | 8 | 8 | 8 | 8 | 8 | 8 | 8 |
| Suharekë | 49 | 49 | 49 | 50 | 50 | 50 | 50 | 50 | 50 | 50 | 50 |
| Ferizaj | 39 | 40 | 40 | 41 | 41 | 42 | 42 | 42 | 42 | 42 | 42 |
| Viti | 14 | 14 | 14 | 14 | 14 | 14 | 14 | 14 | 14 | 14 | 15 |
| Vushtrri | 80 | 81 | 82 | 82 | 82 | 82 | 82 | 83 | 83 | 83 | 84 |
| Zubin Potok | - | - | - | - | - | - | - | - | - | - | - |
| Zveçan | - | - | - | - | - | - | - | - | - | - | - |
| Malishevë | 73 | 73 | 72 | 72 | 72 | 72 | 72 | 72 | 73 | 73 | 73 |
| Junik | - | - | - | - | - | - | - | - | - | - | - |
| Mamushë | - | - | - | - | - | - | - | - | - | - | - |
| Hani i Elezit | - | - | - | - | - | - | - | - | - | - | - |
| Graçanicë | - | - | - | - | - | - | - | - | - | - | - |
| Ranillug | - | - | - | - | - | - | - | - | - | - | - |
| Partesh | - | - | - | - | - | - | - | - | - | - | - |
| Klllokot | - | - | - | - | - | - | - | - | - | - | - |
| North Mitrovica | - | - | - | - | - | - | - | - | - | - | - |
| Total | 1.229 | 1.233 | 1.237 | 1.244 | 1.249 | 1.257 | 1.259 | 1.265 | 1.267 | 1.271 | 1.276 |

Tab. 24: Pension scheme of Kosovo Security Force (KSF) by municipality

| Municipality | Month | | | | | | | | | | |
|-----------------|------------|------------|------------|------------|------------|------------|------------|------------|------------|------------|------------|
| | January | February | March | April | May | June | July | August | September | October | November |
| Deçan | 20 | 20 | 20 | 20 | 20 | 20 | 20 | 20 | 20 | 21 | 21 |
| Gjakovë | 23 | 23 | 23 | 23 | 23 | 23 | 23 | 23 | 23 | 23 | 23 |
| Gilgovec | 48 | 48 | 50 | 51 | 51 | 52 | 53 | 53 | 53 | 53 | 54 |
| Gjilan | 22 | 22 | 22 | 22 | 22 | 23 | 23 | 23 | 24 | 24 | 25 |
| Dragash | 3 | 3 | 3 | 3 | 3 | 3 | 3 | 3 | 3 | 3 | 3 |
| Istog | 4 | 4 | 4 | 4 | 4 | 4 | 5 | 5 | 5 | 5 | 5 |
| Kaçanik | 13 | 14 | 14 | 14 | 14 | 14 | 15 | 15 | 15 | 16 | 16 |
| Klinë | 12 | 12 | 12 | 12 | 12 | 12 | 13 | 13 | 13 | 13 | 13 |
| Fushë Kosovë | 12 | 12 | 13 | 13 | 14 | 14 | 14 | 14 | 14 | 14 | 14 |
| Kamenicë | 8 | 8 | 8 | 8 | 8 | 8 | 8 | 8 | 8 | 8 | 8 |
| Mitrovicë | 38 | 38 | 39 | 42 | 42 | 42 | 42 | 42 | 41 | 43 | 43 |
| Leposaviq | - | - | - | - | - | - | - | - | - | - | - |
| Lipjan | 27 | 27 | 27 | 27 | 27 | 28 | 28 | 28 | 28 | 28 | 28 |
| Novobërdë | - | - | - | - | 1 | 1 | 1 | 1 | 1 | 1 | 1 |
| Obiliq | 6 | 7 | 7 | 7 | 7 | 7 | 8 | 8 | 8 | 8 | 8 |
| Rahovec | 12 | 12 | 12 | 12 | 12 | 12 | 12 | 12 | 12 | 12 | 12 |
| Pejë | 19 | 19 | 19 | 19 | 19 | 19 | 20 | 20 | 20 | 20 | 20 |
| Podujevë | 56 | 56 | 57 | 58 | 60 | 61 | 62 | 63 | 65 | 68 | 68 |
| Prishtinë | 56 | 56 | 57 | 59 | 60 | 60 | 60 | 60 | 61 | 62 | 64 |
| Prizren | 27 | 27 | 27 | 27 | 27 | 27 | 27 | 29 | 29 | 29 | 29 |
| Skenderaj | 47 | 48 | 48 | 49 | 49 | 49 | 50 | 50 | 51 | 52 | 52 |
| Shtime | 16 | 16 | 16 | 17 | 17 | 17 | 17 | 17 | 17 | 17 | 17 |
| Shtërpcë | 5 | 5 | 5 | 5 | 5 | 5 | 5 | 5 | 5 | 5 | 5 |
| Suharekë | 25 | 25 | 25 | 25 | 26 | 26 | 26 | 26 | 26 | 26 | 26 |
| Ferizaj | 51 | 51 | 51 | 51 | 52 | 53 | 53 | 53 | 53 | 53 | 55 |
| Viti | 6 | 6 | 6 | 6 | 7 | 7 | 7 | 7 | 7 | 7 | 7 |
| Vushtrri | 47 | 47 | 47 | 50 | 51 | 51 | 51 | 51 | 51 | 52 | 52 |
| Zubin Potok | - | - | - | - | - | - | - | - | - | - | - |
| Zveçan | - | - | - | - | - | - | - | - | - | - | - |
| Malishevë | 23 | 24 | 24 | 24 | 24 | 24 | 24 | 24 | 24 | 24 | 24 |
| Junik | - | - | - | - | - | - | - | - | - | - | - |
| Mamushë | - | - | - | - | - | - | - | - | - | - | - |
| Hani i Elezit | - | - | - | - | - | - | - | - | - | - | - |
| Graçanicë | - | - | - | - | - | - | - | - | - | - | - |
| Ranillug | - | - | - | - | - | - | - | - | - | - | - |
| Partesh | - | - | - | - | - | - | - | - | - | - | - |
| Klokot | - | - | - | - | - | - | - | - | - | - | - |
| North Mitrovica | - | - | - | - | - | - | - | - | - | - | - |
| Total | 626 | 630 | 636 | 648 | 657 | 662 | 670 | 673 | 677 | 687 | 693 |

Tab. 25: Pension scheme of Trepça miners by municipality

| Municipality | Month | | | | | | | | | | |
|-----------------|--------------|--------------|--------------|--------------|--------------|--------------|--------------|--------------|--------------|--------------|--------------|
| | January | February | March | April | May | June | July | August | September | October | November |
| Deçan | 1 | 1 | 1 | 1 | 1 | 1 | 1 | 1 | 1 | 1 | 1 |
| Gjakovë | 2 | 1 | 1 | 1 | 1 | 1 | 1 | 1 | 1 | 1 | 1 |
| Glllogovc | 4 | 4 | 4 | 4 | 4 | 4 | 4 | 4 | 4 | 4 | 4 |
| Gjilan | 5 | 5 | 5 | 5 | 4 | 4 | 3 | 3 | 3 | 3 | 3 |
| Dragash | - | - | - | - | - | - | - | - | - | - | - |
| Istog | - | - | - | - | - | - | - | - | - | - | - |
| Kaçanik | - | - | - | - | - | - | - | - | - | - | - |
| Klinë | - | - | - | - | - | - | - | - | - | - | - |
| Fushë Kosovë | 5 | 5 | 5 | 5 | 5 | 5 | 5 | 5 | 5 | 5 | 5 |
| Kamenicë | 181 | 180 | 176 | 176 | 172 | 171 | 169 | 167 | 166 | 161 | 161 |
| Mitrovicë | 1.080 | 1.069 | 1.056 | 1.037 | 1.018 | 1.002 | 988 | 974 | 962 | 946 | 936 |
| Leposaviq | 14 | 14 | 14 | 14 | 14 | 14 | 14 | 14 | 14 | 14 | 14 |
| Lipjan | 226 | 223 | 223 | 223 | 220 | 215 | 211 | 211 | 210 | 209 | 208 |
| Novobërdë | 5 | 5 | 5 | 5 | 4 | 4 | 4 | 4 | 4 | 4 | 4 |
| Obiliq | 5 | 5 | 5 | 5 | 5 | 5 | 5 | 5 | 5 | 5 | 5 |
| Rahovec | - | - | - | - | - | - | - | - | - | - | - |
| Pejë | 2 | 2 | 2 | 2 | 2 | 2 | 2 | 2 | 2 | 2 | 2 |
| Podujevë | 29 | 28 | 28 | 27 | 25 | 23 | 22 | 22 | 22 | 22 | 22 |
| Prishtinë | 148 | 147 | 142 | 139 | 138 | 136 | 133 | 133 | 133 | 128 | 127 |
| Prizren | 1 | 1 | - | - | - | - | - | - | - | - | - |
| Skenderaj | 99 | 98 | 96 | 95 | 91 | 90 | 85 | 84 | 84 | 84 | 83 |
| Shtime | 2 | 2 | 2 | 2 | 2 | 2 | 2 | 2 | 1 | 1 | 1 |
| Shtërpcë | - | - | - | - | - | - | - | - | - | - | - |
| Suharekë | - | - | - | - | - | - | - | - | - | - | - |
| Ferizaj | 13 | 13 | 13 | 13 | 12 | 12 | 12 | 12 | 12 | 12 | 11 |
| Viti | - | - | - | - | - | - | - | - | - | - | - |
| Vushtrri | 175 | 173 | 172 | 169 | 167 | 166 | 164 | 163 | 161 | 159 | 158 |
| Zubin Potok | 7 | 7 | 7 | 7 | 7 | 7 | 7 | 6 | 6 | 6 | 6 |
| Zveçan | 7 | 7 | 7 | 7 | 7 | 7 | 7 | 7 | 7 | 6 | 6 |
| Malishevë | - | - | - | - | - | - | - | - | - | - | - |
| Junik | - | - | - | - | - | - | - | - | - | - | - |
| Mamushë | - | - | - | - | - | - | - | - | - | - | - |
| Hani i Elezit | - | - | - | - | - | - | - | - | - | - | - |
| Graçanicë | - | - | - | - | - | - | - | - | - | - | - |
| Ranillug | - | - | - | - | - | - | - | - | - | - | - |
| Partesh | - | - | - | - | - | - | - | - | - | - | - |
| Kllokot | - | - | - | - | - | - | - | - | - | - | - |
| North Mitrovica | - | - | - | - | - | - | - | - | - | - | - |
| Total | 2.011 | 1.990 | 1.964 | 1.937 | 1.899 | 1.871 | 1.839 | 1.820 | 1.803 | 1.773 | 1.758 |

Tab. 26: Compensation scheme for blind persons by municipality

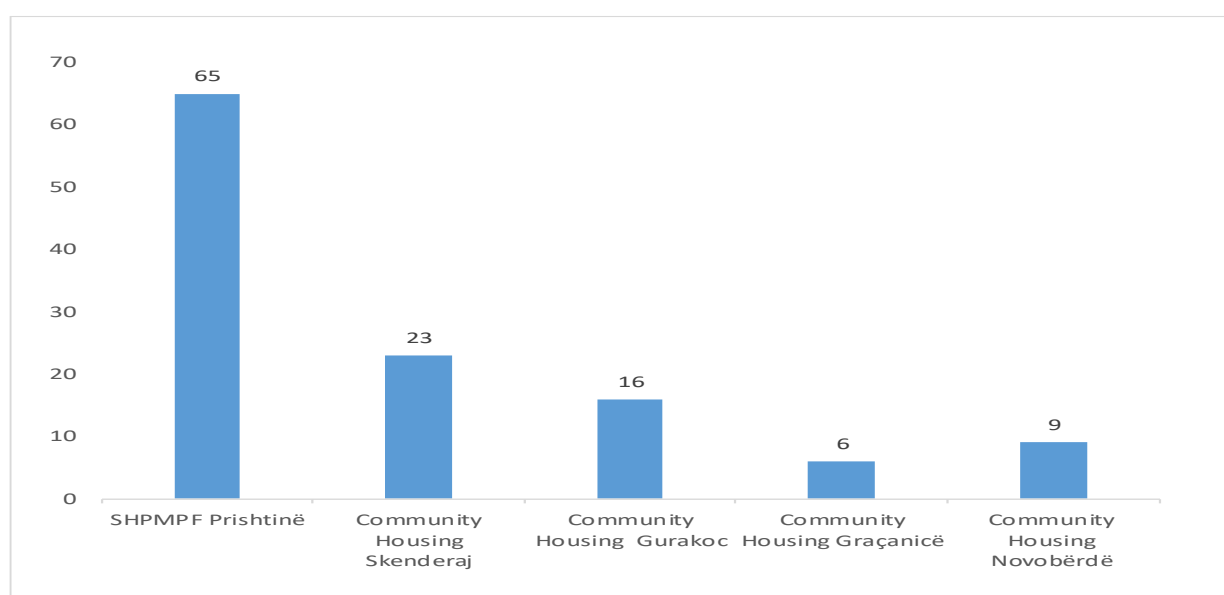
| Komuna | Muajt | | | | | | | | | |
|-------------------|--------------|--------------|--------------|--------------|--------------|--------------|--------------|--------------|--------------|--------------|
| | Janar | Shkurt | Mars | Prill | Maj | Qershor | Korrik | Shtator | Tetor | Nëntor |
| Deçan | 14 | 13 | 14 | 15 | 15 | 15 | 17 | 18 | 18 | 18 |
| Gjakovë | 112 | 112 | 110 | 105 | 105 | 111 | 109 | 115 | 112 | 112 |
| Gllogovc | 49 | 49 | 48 | 51 | 50 | 50 | 50 | 54 | 59 | 58 |
| Gjilan | 131 | 130 | 130 | 135 | 134 | 132 | 124 | 132 | 136 | 137 |
| Dragash | 26 | 25 | 24 | 28 | 28 | 29 | 29 | 30 | 29 | 28 |
| Istog | 44 | 45 | 45 | 45 | 44 | 43 | 45 | 48 | 48 | 47 |
| Kaçanik | 47 | 47 | 47 | 49 | 46 | 46 | 44 | 46 | 47 | 47 |
| Klinë | 31 | 33 | 33 | 32 | 32 | 31 | 36 | 37 | 37 | 37 |
| Fushë Kosovë | 35 | 35 | 35 | 37 | 36 | 36 | 36 | 37 | 38 | 37 |
| Kamenicë | 38 | 38 | 38 | 42 | 42 | 42 | 43 | 43 | 44 | 44 |
| Mitrovicë | 104 | 100 | 104 | 105 | 106 | 107 | 104 | 106 | 107 | 107 |
| Leposaviq | 12 | 11 | 12 | 12 | 12 | 12 | 11 | 8 | 10 | 10 |
| Lipjan | 63 | 64 | 64 | 67 | 67 | 65 | 64 | 68 | 68 | 66 |
| Novobërdë | 16 | 16 | 16 | 16 | 16 | 16 | 16 | 15 | 15 | 16 |
| Obiliq | 16 | 17 | 17 | 18 | 17 | 16 | 16 | 18 | 19 | 19 |
| Rahovec | 46 | 47 | 46 | 46 | 46 | 46 | 45 | 45 | 45 | 43 |
| Pejë | 78 | 77 | 77 | 77 | 77 | 77 | 80 | 79 | 80 | 80 |
| Podujevë | 58 | 63 | 59 | 61 | 62 | 60 | 60 | 63 | 65 | 67 |
| Prishtinë | 166 | 164 | 163 | 172 | 177 | 179 | 179 | 184 | 184 | 185 |
| Prizren | 119 | 121 | 120 | 121 | 120 | 129 | 128 | 132 | 128 | 130 |
| Skenderaj | 49 | 48 | 49 | 54 | 55 | 55 | 52 | 54 | 58 | 58 |
| Shtime | 36 | 37 | 39 | 39 | 38 | 39 | 38 | 39 | 40 | 40 |
| Shtërpçë | 3 | 4 | 4 | 4 | 4 | 4 | 4 | 4 | 5 | 7 |
| Suharekë | 57 | 63 | 60 | 61 | 61 | 65 | 65 | 66 | 65 | 65 |
| Ferizaj | 139 | 143 | 151 | 152 | 150 | 155 | 154 | 150 | 154 | 154 |
| Viti | 49 | 45 | 51 | 53 | 54 | 54 | 54 | 54 | 55 | 55 |
| Vushtrri | 65 | 64 | 65 | 65 | 66 | 66 | 65 | 61 | 66 | 67 |
| Zubin Potok | 4 | 4 | 4 | 4 | 4 | 2 | 2 | 2 | 3 | 3 |
| Zveçan | 11 | 11 | 11 | 11 | 11 | 11 | 10 | 10 | 11 | 11 |
| Malishevë | 91 | 92 | 90 | 93 | 93 | 95 | 94 | 97 | 94 | 95 |
| Junik | - | - | - | - | - | - | - | - | - | - |
| Mamushë | - | - | - | - | - | - | - | - | - | - |
| Hani i Elezit | - | - | - | - | - | - | - | - | - | - |
| Graçanicë | 7 | 7 | 7 | 8 | 8 | 8 | 8 | 8 | 7 | 6 |
| Ranillug | - | - | - | - | - | - | - | - | - | - |
| Partesh | - | - | - | - | - | - | - | - | - | - |
| Killokot | - | - | - | - | - | - | - | - | - | - |
| Mitrovicë Veriore | - | - | - | - | - | - | - | - | - | - |
| Gjithsej | 1.716 | 1.725 | 1.733 | 1.778 | 1.776 | 1.796 | 1.782 | 1.823 | 1.847 | 1.849 |

Tab. 27: Number of children abandoned by municipality

| Municipality | January | | February | | March | | April | | May | | June | | July | | August | | September | | October | | November | | Total | |
|-----------------|------------------------------|----------|------------------------------|----------|------------------------------|----------|------------------------------|----------|------------------------------|----------|------------------------------|----------|------------------------------|----------|------------------------------|----------|------------------------------|----------|------------------------------|----------|------------------------------|----------|----------|----------|
| | Number of abandoned children | | Number of abandoned children | | Number of abandoned children | | Number of abandoned children | | Number of abandoned children | | Number of abandoned children | | Number of abandoned children | | Number of abandoned children | | Number of abandoned children | | Number of abandoned children | | Number of abandoned children | | | |
| | Male | Female | Male | Female | Male | Female | Male | Female | Male | Female | Male | Female | Male | Female | Male | Female | Male | Female | Male | Female | Male | Female | Male | Female |
| Deçan | . | . | . | . | . | . | . | . | . | . | . | . | . | . | . | . | . | . | . | . | . | . | . | . |
| Gjakovë | . | . | . | . | . | . | . | . | . | . | . | . | . | . | . | . | . | . | . | . | . | . | . | . |
| Glogovc | . | . | . | . | . | . | . | . | . | . | . | . | 1 | . | . | . | . | . | . | . | . | . | . | 1 |
| Gjilan | . | . | . | 1 | . | . | . | . | . | . | . | . | . | . | . | . | . | . | . | . | . | . | . | 1 |
| Dragash | . | . | . | . | . | . | . | . | . | . | . | . | . | . | . | . | . | . | . | . | . | . | . | . |
| Istog | . | . | . | . | . | . | . | . | . | . | . | . | . | . | . | . | 1 | . | . | . | . | . | . | 1 |
| Kaçanik | . | . | . | . | . | . | . | . | . | . | . | . | . | . | . | . | . | . | . | . | . | . | . | . |
| Klinë | . | . | . | . | . | . | . | . | . | . | . | . | . | . | . | . | . | . | . | . | . | . | . | . |
| Fushë Kosovë | . | . | . | . | . | . | . | . | . | . | . | . | . | . | . | . | . | . | . | . | . | . | . | . |
| Kamenicë | . | . | . | . | . | . | . | . | . | . | . | . | . | . | . | . | . | . | . | . | . | . | . | . |
| Mitrovicë | . | . | . | . | . | . | . | . | . | . | . | . | . | . | . | . | . | . | . | . | . | . | . | . |
| Leposaviq | . | . | . | . | . | . | . | . | . | . | . | . | . | . | . | . | . | . | . | . | . | . | . | . |
| Lipjan | . | . | . | . | . | . | . | . | . | . | . | . | . | . | . | . | . | . | . | . | . | . | . | . |
| Novobërdë | . | . | . | . | . | . | . | . | . | . | . | . | . | . | . | . | . | . | . | . | . | . | . | . |
| Obiliq | . | . | . | . | . | . | . | . | . | . | . | . | . | . | . | . | . | . | . | . | . | . | . | . |
| Rahovec | . | . | . | . | . | . | . | . | . | . | . | . | . | . | . | . | . | . | . | . | . | . | . | . |
| Pejë | . | . | . | . | . | . | . | . | . | . | . | . | . | . | . | . | . | . | . | . | . | . | . | . |
| Podujevë | . | . | . | . | . | . | . | . | . | . | . | . | . | . | . | . | . | . | . | . | . | . | 1 | 1 |
| Prishtinë | 1 | . | . | . | . | . | . | 1 | . | . | . | . | . | . | . | . | . | . | . | . | . | . | . | 1 |
| Prizren | . | 1 | . | . | . | . | . | . | . | . | . | . | . | . | . | . | . | 1 | . | . | . | . | . | 2 |
| Stenderaj | . | . | . | . | . | . | . | . | . | . | . | . | . | . | . | . | . | . | . | . | . | . | . | . |
| Shitë | . | . | . | . | . | . | . | . | . | . | . | . | . | . | . | . | . | . | . | . | . | . | . | . |
| Shitërcë | . | . | . | . | . | . | . | . | . | . | . | . | . | . | . | . | . | . | . | . | . | . | . | . |
| Suharekë | . | . | . | . | . | . | . | . | . | . | . | . | . | . | . | . | . | . | . | . | . | . | . | . |
| Ferizaj | . | . | . | . | . | . | . | . | . | . | . | . | . | . | 1 | . | . | . | . | . | . | . | . | 1 |
| Viti | . | . | . | . | . | . | . | . | . | . | . | . | . | . | . | . | . | . | . | . | . | . | . | . |
| Vushtri | . | . | 1 | . | . | . | . | . | . | . | . | . | . | 1 | . | . | . | . | . | . | . | . | . | 1 |
| Zubin Potok | . | . | . | . | . | . | . | . | . | . | . | . | . | . | . | . | . | . | . | . | . | . | . | . |
| Zveçan | . | . | . | . | . | . | . | . | . | . | . | . | . | . | . | . | . | . | . | . | . | . | . | . |
| Malishevë | . | . | . | . | . | . | . | . | . | . | . | . | . | . | . | . | . | . | . | . | . | . | . | . |
| Junik | . | . | . | . | . | . | . | . | . | 1 | . | . | . | . | . | . | . | . | . | . | . | . | . | 1 |
| Mamushë | . | . | . | . | . | . | . | . | . | . | . | . | . | . | . | . | . | . | . | . | . | . | . | . |
| Hani i Elezit | . | . | . | . | . | . | . | . | . | . | . | . | . | . | . | . | . | . | . | . | . | . | . | . |
| Graçanicë | . | . | . | . | . | . | . | . | . | . | . | . | . | . | . | . | . | . | . | . | . | . | . | . |
| Ranillug | . | . | . | . | . | . | . | . | . | . | . | . | . | . | . | . | . | . | . | . | . | . | . | . |
| Partesh | . | . | . | . | . | . | . | . | . | . | . | . | . | . | . | . | . | . | . | . | . | . | . | . |
| Klokot | . | . | . | . | . | . | . | . | . | . | . | . | . | . | . | . | . | . | . | . | . | . | . | . |
| North Mitrovica | . | . | . | . | . | . | . | . | . | . | . | . | . | . | . | . | . | . | . | . | . | . | . | . |
| Total | 1 | 1 | 1 | 1 | . | . | . | 1 | . | 1 | . | . | 1 | 1 | 1 | . | 1 | 1 | . | . | . | . | 6 | 6 |

Tab. 28: Number of elderly persons without family care placed in HEPFC and community housing

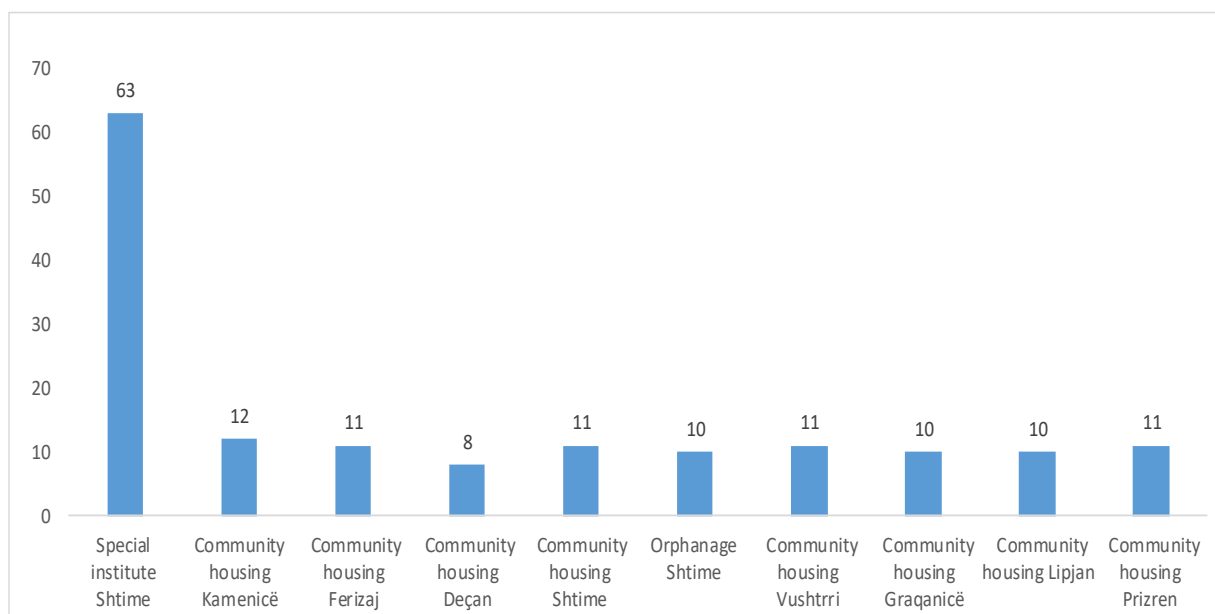
| Month | SHMPMF Prishtinë | | Community housing Skenderaj | | Community housing Gurakoc | | Community housing Graçanicë | | Community housing Novobërdë | | Total | |
|-----------|------------------|-------|-----------------------------|-------|---------------------------|-------|-----------------------------|-------|-----------------------------|-------|---------|-------|
| | Meshkuj | Femra | Meshkuj | Femra | Meshkuj | Femra | Meshkuj | Femra | Meshkuj | Femra | Meshkuj | Femra |
| January | 27 | 34 | 11 | 12 | 5 | 11 | 4 | 4 | 2 | 4 | 49 | 65 |
| February | 27 | 34 | 11 | 12 | 6 | 8 | 4 | 4 | 2 | 4 | 50 | 62 |
| March | 27 | 34 | 11 | 12 | 5 | 10 | 4 | 5 | 2 | 4 | 49 | 65 |
| April | 27 | 34 | 11 | 12 | 5 | 9 | 4 | 5 | 4 | 2 | 51 | 62 |
| May | 28 | 35 | 11 | 12 | 6 | 8 | 4 | 4 | 3 | 5 | 52 | 64 |
| June | 28 | 35 | 11 | 12 | 6 | 8 | 4 | 3 | 3 | 5 | 52 | 63 |
| July | 28 | 35 | 10 | 14 | 6 | 9 | 4 | 3 | 3 | 5 | 51 | 66 |
| August | 27 | 35 | 10 | 14 | 6 | 8 | 4 | 3 | 3 | 5 | 50 | 65 |
| September | 27 | 35 | 10 | 13 | 6 | 10 | 4 | 3 | 4 | 5 | 51 | 66 |
| October | 28 | 37 | 10 | 13 | 6 | 10 | 4 | 4 | 4 | 5 | 52 | 69 |
| November | 28 | 37 | 10 | 13 | 6 | 10 | 3 | 3 | 4 | 5 | 51 | 68 |

Fig. 5: Number of elderly persons without family care placed in HEPFC and community housing

Tab. 29: Persons placed in the special institute in Shtime by nationality and community housing

| Month | Special institute Shtime | Community housing Kamenicë | Community housing Ferizaj | Community housing Deçan | Community housing Shtime | Orphanage Shtime | Community housing Vushtri | Community housing Graçanicë | Community housing Lipjan | Community housing Prizren | Special institute Shtime | Community housing Kamenicë | Community housing Ferizaj | Community housing Deçan | Community housing Shtime | Orphanage Shtime | Community housing Vushtri | Community housing Graçanicë | Community housing Lipjan | Community housing Prizren | Total | |
|-----------|--------------------------|----------------------------|---------------------------|-------------------------|--------------------------|------------------|---------------------------|-----------------------------|--------------------------|---------------------------|--------------------------|----------------------------|---------------------------|-------------------------|--------------------------|------------------|---------------------------|-----------------------------|--------------------------|---------------------------|-------|--------|
| | Meshkuj | Femra | Meshkuj | Femra | Meshkuj | Femra | Meshkuj | Femra | Meshkuj | Femra | Meshkuj | Femra | Meshkuj | Femra | Meshkuj | Femra | Meshkuj | Femra | Meshkuj | Femra | Male | Female |
| January | 37 | 23 | 3 | 8 | 6 | 5 | 5 | 4 | 8 | 5 | 4 | 6 | 4 | 8 | 3 | 7 | 4 | 7 | 4 | 3 | 78 | 76 |
| February | 37 | 24 | 3 | 8 | 6 | 5 | 5 | 4 | 8 | 5 | 4 | 6 | 4 | 8 | 3 | 7 | 4 | 7 | 4 | 3 | 78 | 77 |
| March | 37 | 24 | 3 | 9 | 6 | 5 | 5 | 4 | 8 | 5 | 4 | 6 | 1 | 9 | 3 | 7 | 4 | 6 | 4 | 3 | 75 | 78 |
| April | 38 | 25 | 3 | 9 | 6 | 5 | 5 | 4 | 8 | 5 | 4 | 6 | 1 | 9 | 3 | 7 | 4 | 6 | 4 | 4 | 76 | 80 |
| May | 37 | 25 | 3 | 9 | 6 | 5 | 5 | 4 | 8 | 5 | 4 | 6 | 1 | 9 | 3 | 7 | 4 | 6 | 4 | 4 | 75 | 80 |
| June | 37 | 25 | 3 | 9 | 6 | 5 | 5 | 3 | 8 | 5 | 4 | 6 | 1 | 9 | 3 | 7 | 4 | 6 | 4 | 4 | 75 | 79 |
| July | 37 | 25 | 3 | 9 | 6 | 5 | 5 | 3 | 7 | 5 | 4 | 6 | 1 | 9 | 3 | 7 | 4 | 6 | 6 | 5 | 76 | 80 |
| August | 37 | 25 | 3 | 9 | 6 | 5 | 5 | 3 | 7 | 5 | 4 | 6 | 1 | 9 | 3 | 7 | 4 | 6 | 6 | 5 | 76 | 80 |
| September | 38 | 25 | 3 | 9 | 6 | 5 | 5 | 3 | 7 | 5 | 4 | 6 | 1 | 9 | 3 | 7 | 4 | 6 | 6 | 5 | 77 | 80 |
| October | 38 | 25 | 3 | 9 | 6 | 5 | 5 | 3 | 7 | 5 | 4 | 6 | 1 | 9 | 3 | 7 | 4 | 6 | 6 | 5 | 77 | 80 |
| November | 38 | 25 | 3 | 9 | 6 | 5 | 5 | 3 | 6 | 5 | 4 | 6 | 2 | 9 | 3 | 7 | 4 | 6 | 6 | 5 | 77 | 80 |

Fig. 6: Persons placed in the special institute in Shtime by nationality and community housing



Tab. 30: Number of beneficiaries of pensions and other social schemes

| Beneficiaries of pensions and other social schemes | January | February | March | April | May | June | July | August | September | October | November |
|---|----------------|----------------|----------------|----------------|----------------|----------------|----------------|----------------|----------------|----------------|----------------|
| Basic age pensions | 147.942 | 148.020 | 148.196 | 148.796 | 149.794 | 150.910 | 151.812 | 125.515 | 140.800 | 143.144 | 143.578 |
| Age-contribution-payer pension | 49.719 | 49.746 | 49.757 | 49.852 | 49.975 | 50.207 | 50.303 | 45.462 | 48.456 | 48.320 | 48.240 |
| Pensions of persons with special needs | 17.707 | 17.737 | 17.584 | 18.250 | 18.081 | 18.362 | 18.585 | 19.034 | 18.998 | 18.924 | 19.284 |
| Treçça pensions | 2.011 | 1.990 | 1.964 | 1.937 | 1.899 | 1.871 | 1.839 | 1.820 | 1.803 | 1.773 | 1.758 |
| Pensions of the Kosovo Security Forces | 626 | 630 | 636 | 648 | 656 | 662 | 670 | 673 | 677 | 687 | 693 |
| Pensions of the Kosovo Protection Corps | 1.229 | 1.233 | 1.237 | 1.244 | 1.249 | 1.257 | 1.259 | 1.265 | 1.267 | 1.271 | 1.278 |
| Compensation for the blind persons | 1.716 | 1.725 | 1.733 | 1.733 | 1.776 | 1.796 | 1.782 | 1.848 | 1.823 | 1.847 | |
| Family pensions | 3.517 | 3.506 | 3.477 | 3.431 | 3.372 | 3.361 | 3.335 | 3.318 | 3.311 | 3.300 | 3.252 |
| Disability pension | 68 | 69 | 68 | 67 | 64 | 64 | 63 | 61 | 61 | 60 | 60 |
| Paraplegic and Tetraplegic Pensions | 2.685 | 2.697 | 2.742 | 2.743 | 2.277 | 2.646 | 2.543 | 2.497 | 2.537 | 2.575 | 2.516 |
| Education compensation pensions for the years 90/91 until the school year 98/99 | 12.197 | 12.290 | 12.342 | 12.417 | 12.474 | 12.584 | 12.661 | 12.686 | 12.749 | 12.825 | 12.856 |
| Pensions of families of martyrs and invalids of war | 13.275 | 13.250 | 13.239 | 13.255 | 13.213 | 13.190 | 13.170 | 13.152 | 13.148 | 13.036 | 13.074 |
| Veterans of KLA | 36.841 | 37.015 | 37.006 | 36.899 | 36.907 | 36.819 | 36.750 | 36.761 | 36.780 | 36.766 | 36.802 |
| Social assistance scheme | 25.933 | 25.811 | 25.736 | 25.737 | 25.482 | 25.444 | 25.088 | 24.627 | 24.169 | 23.661 | 23.100 |
| Scheme for financial support for families with children with disabilities / special needs | 2.451 | 2.431 | 2.683 | 2.657 | 2.648 | 2.612 | 2.811 | 2.794 | 2.776 | 2.748 | 2.922 |
| Total | 317.917 | 318.150 | 318.400 | 319.666 | 319.867 | 321.785 | 322.671 | 291.513 | 309.355 | 310.937 | 309.413 |

Tab. 31: Amount of funds spent on the payment of pensions and other social schemes

| Pensions and other social scheme | Payment in € | | | | | | | | | | |
|---|---------------|---------------|---------------|---------------|---------------|---------------|---------------|---------------|---------------|---------------|---------------|
| | January | February | March | April | May | June | July | August | September | October | November |
| Basic age pensions | 14,872,900.00 | 14,919,600.00 | 14,935,740.00 | 29,904,670.00 | 15,160,495.00 | 15,344,130.00 | 15,351,060.00 | 12,667,200.00 | 15,987,190.00 | 29,686,650.00 | 15,976,175.00 |
| Age-contribution-payer pension | 10,070,318.00 | 10,101,810.00 | 10,115,013.00 | 15,145,797.00 | 10,169,457.00 | 10,253,263.00 | 10,234,405.00 | 9,260,034.00 | 10,633,290.00 | 15,024,979.00 | 10,399,896.00 |
| Pensions of persons with special needs | 1,943,850.00 | 2,093,025.00 | 2,047,440.00 | 4,150,750.00 | 1,999,970.00 | 2,179,410.00 | 2,235,980.00 | 2,295,225.00 | 2,156,705.00 | 4,076,670.00 | 2,431,210.00 |
| Treçça pensions | 253,386.00 | 251,874.00 | 247,716.00 | 438,266.00 | 240,130.00 | 235,872.00 | 233,352.00 | 229,320.00 | 227,178.00 | 401,895.00 | 221,508.00 |
| Pensions of the Kosovo Security Forces | 267,124.00 | 269,175.00 | 273,720.00 | 318,832.00 | 284,707.00 | 291,684.00 | 291,838.00 | 295,727.00 | 296,824.00 | 341,547.00 | 306,533.00 |
| Pensions of the Kosovo Protection Corps | 269,299.00 | 269,520.00 | 269,573.00 | 358,705.00 | 272,547.00 | 273,968.00 | 273,099.00 | 274,882.00 | 275,010.00 | 361,153.00 | 277,333.00 |
| Compensation for the blind persons | 433,565.00 | 424,229.00 | 419,599.00 | 608,775.00 | 409,250.00 | 434,942.00 | 421,369.00 | 482,750.00 | 408,250.00 | 622,900.00 | 432,500.00 |
| Family pensions | 356,034.00 | 358,236.00 | 353,324.00 | 691,280.00 | 340,950.00 | 343,170.00 | 337,770.00 | 337,250.00 | 336,450.00 | 665,390.00 | 332,830.00 |
| Disability pension | 6,800.00 | 7,000.00 | 6,800.00 | 13,500.00 | 6,400.00 | 6,400.00 | 6,300.00 | 6,100.00 | 6,100.00 | 12,000.00 | 6,000.00 |
| Paraplegic and Tetraplegic Pensions | 895,175.00 | 906,725.00 | 922,325.00 | 1,178,645.00 | 716,725.00 | 1,019,842.00 | 851,775.00 | 852,575.00 | 942,025.00 | 1,172,100.00 | 839,800.00 |
| Education compensation pensions for the years 90/91 until the school year 98/99 | 748,251.00 | 761,733.00 | 760,312.00 | €766,465.00 | 771,092.00 | 780,745.00 | 784,826.00 | 780,542.00 | 786,317.00 | 791,462.00 | 790,734.00 |
| Pensions of families of martyrs and invalids of war | 3,330,473.13 | 3,323,209.00 | 3,317,715.97 | 4,604,397.24 | 3,311,109.71 | 3,304,779.68 | 3,300,325.91 | 3,295,062.50 | 3,297,268.64 | 4,514,883.95 | 3,291,162.29 |
| Veterans of KLA | 6,150,934.00 | 6,182,860.00 | 6,179,946.00 | 9,853,049.70 | 6,161,438.70 | 6,148,431.70 | 6,136,429.00 | 6,137,927.00 | 6,141,651.00 | 9,815,412.00 | 6,143,335.50 |
| Social assistance scheme | 3,272,980.00 | 3,254,020.00 | 3,246,400.00 | 6,475,850.00 | 3,213,670.00 | 3,196,390.00 | 3,143,610.00 | 3,089,600.00 | 6,059,840.00 | 2,969,350.00 | 2,919,550.00 |
| Scheme for financial support for families with children with disabilities / special needs | 245,100.00 | 243,100.00 | 408,600.00 | 531,600.00 | 265,800.00 | 261,700.00 | 368,400.00 | 281,000.00 | 277,600.00 | 549,600.00 | 294,400.00 |

- **Address:** KOSOVO AGENCY OF KOSOVO,
Str. "Zenel Salihu", no. 4, 10000 Prishtina
- **Telephone:** +383 (0) 38 200 31 129
Chief Executive: +383 (0) 38 200 31 112
- **Fax:** +383 (0) 38 235 033
- **E-mail:** infoask@rks-gov.net
- **Web page:** <http://ask.rks-gov.net>
- © : Kosovo Agency of Statistics,
- Reuse is authorized provided the source is acknowledged.