



Republika e Kosovës  
Republika Kosova-Republic of Kosovo  
Qeveria - Vlada - Government  
Ministria e Financave - Ministarstvo za Financije - Ministry of Finance  
Agjencia e Statistikave të Kosovës - Agencija za Statistike Kosova - Kosovo Agency of Statistics



# Social Welfare Statistics

## January - February 2022

### March, 2022

**Prishtinë, 25.03.2022** Based on the Annual Plan of Official Statistics 2022, the quarterly release of "Social Welfare Statistics" will be released to a monthly basis, and will continue as a regular monthly *publication*. This publication contains information about: scheme of social assistance, basic age pension, age contribution-payer pensions, pensions for persons with special needs/disabilities, the scheme for material support for families of children with permanent special needs, scheme for the families of martyrs, war invalids and war veterans, pension scheme of the Kosovo Protection Corps (KPC), pension scheme of the Kosovo Security Forces (KSF), pension scheme of the "Trepça" miners, compensation scheme for blind persons, data on the number of abandoned children, the number of persons placed in homes for the elderly without family care, the number of persons with special needs placed in special institute of Shtime and community housing, etc.

The source of this data is the Ministry of Finance, Labour and Transfers (MFLT) respectively the following departments: Department of Social Policies and Family, Department of Pensions and Department of Families of Martyrs and War Invalids (DFMWI), whom we thank for cooperation.

Comments, remarks, suggestions and proposals regarding this publication can be sent to email address [infoask@rks-gov.net](mailto:infoask@rks-gov.net)

Publication was prepared by:

Avni Kastrati - Director of Department of Social Statistics  
Naime Rexhepi - Head of the Division of Social Statistics  
Mirvete Fazliu - Senior officer for other social statistics  
Ahmet Cakolli - Design Officer

Acting Chief Executive Officer, KAS  
Mr. Ilir T. Berisha

**List of Abbreviations**

KAS	-	Kosovo Agency of Statistics
MFLT	-	Ministry of Finance, Labour and Transfers
DFMWI	-	Department of Families of Martyrs and War Invalids
PPSN	-	Pensions of Persons with Special Needs / Disability Pension
HEWFC	-	Homes for the elderly without family care
SISH	-	Special Institute of Shtime
KPC	-	Kosovo Protection Corps
KSF	-	Kosovo Security Forces
DPSF	-	Department for Social and Family Policy

**List of Symbols**

:	-	Data not available
-	-	No occurrence

## List of Contents

	Page
Shpjegime metodologjike .....	4
Shuma e pagesës mujore për të gjitha kategoritë e skemës së DFDIL është si në vijim: .....	5
Tab. 1: Numri i familjeve të cilët kanë përfituar nga skema e ndihmës sociale sipas komunave .....	9
Tab. 2: Numri i anëtarëve të familjeve të cilët kanë përfituar nga skema e ndihmës sociale sipas komunave .....	10
Tab. 3: Numri i familjeve të cilët kanë përfituar nga skema e ndihmës sociale sipas kategorive .....	11
Tab. 4: Pensionet bazike të moshës sipas komunave .....	12
Tab. 5: Pensionet bazike të moshës sipas nacionalitetit dhe gjinisë .....	13
Tab. 6: Pensionet kontribut paguese të moshës sipas komunave .....	14
Tab. 7: Pensionet kontribut paguese të moshës sipas nacionalitetit dhe gjinisë .....	15
Tab. 8: Pensionet e personave me aftësi të kufizuara sipas komunave .....	16
Tab. 9: Pensionet e personave me aftësi të kufizuara sipas nacionalitetit dhe gjinisë .....	17
Tab. 10: Skema për familjet me fëmijë me aftësi të kufizuara sipas komunave (0-18) vjeç .....	18
Tab. 11: Pensionet Familjare sipas komunave .....	19
Tab. 12: Pensionet e Invalidëve të punës sipas komunave .....	20
Tab. 13: Pensionet Paraplegjike dhe Tetraplegjike sipas komunave .....	21
Tab. 14: Skema për kompensimin e punonjësve të Arsimit për vitet 90/91 deri në vitin shkollor 98/99 sipas komunave .....	22
Tab. 15: Skema e pensioneve për familjet e dëshmorëve dhe invalidëve të luftës sipas komunave .....	23
Tab. 16: Skema e pensioneve për familjet e dëshmorëve dhe invalidëve të luftës sipas moshës .....	24
Tab. 17: Skema e pensioneve për familjet e dëshmorëve dhe invalidët e luftës sipas kategorive .....	24
Tab. 18: Skema e pensioneve për familjet e dëshmorëve dhe invalidëve të luftës sipas nacionalitetit dhe gjinisë .....	25
Tab. 19: Skema e pensioneve për veteranët e luftës sipas komunave në Kosovës .....	26
Tab. 20: Skema e pensioneve për veteranët e luftës sipas moshës .....	27
Tab. 21: Skema e pensioneve për veteranët e luftës sipas kategorive .....	27
Tab. 22: Skema e pensioneve për veteranët e luftës sipas nacionalitetit dhe gjinisë .....	28
Tab. 23: Skema e pensioneve të Trupave Mbrojtëse të Kosovës (TMK) sipas komunave .....	29
Tab. 24: Skema e pensioneve të Forcave të Sigurisë së Kosovës (FSK) sipas komunave .....	30
Tab. 25: Skema e pensioneve të Minatorëve të Trepçës sipas komunave .....	31
Tab. 26: Skema e kompensimeve për personat e verbër sipas komunave .....	32
Tab. 27: Numri i fëmijëve të braktisur sipas komunave .....	33
Tab. 28: Numri i personave të moshuar dhe pa përkujdesje familjare të vendosur në SHPMPF dhe në shtëpitë e komunitetit .....	35
Tab. 29: Personat e vendosur në Institutin Special të Shtimes dhe në shtëpitë e komunitetit .....	36
Tab. 30: Numri i përfituesve të pensioneve dhe skemave tjera sociale .....	36
Tab. 31: Shuma e mjeteve të shpenzuara për pagesën e pensioneve dhe skemave tjera sociale .....	37

## Methodological explanations

### Pensions<sup>1</sup>

**Basic age pension** – the minimal regular monthly pension paid to all citizens of the Republic of Kosovo who have reached the age of sixty-five (65), regardless, regardless if they have been employed or not. The monthly amount of this pension is 100 €.

**Age contribution-payer pension** - is the regular monthly pension for employed citizens in the Republic of Kosovo, who have paid contributions in the former Kosovo Pension Fund before 01.01.1999.

The amount of age contribution-payer pensions since January 2016 has been amended where pensions are paid according to categorization on the basis of educational attainment, as follows:

The first category - pensioner with no education or primary education - the amount of pension is 182 euros;

The second category – pensioner with secondary education - the amount of pension is 198 euros;

The third category - pensioner with higher education - the amount of pension is 214 euros;

The fourth category – pensioner with university education - the amount of pension is 265 euros.

**Pensions of persons with special needs or disability pension** – permanent disability pension provides financial support to selected persons in accordance with the criteria set out in law no. 04 / L-131 according to the funds allocated for this purpose, from the Budget of the Republic of Kosovo.

Permanent disability pension paid to all those persons who are nationals of the Republic of Kosovo, which possess identification documents and who are of age eighteen (18) to sixty-five (65). The monthly amount of this pension is 100 €.

**Trepça pensions** - the right to early retirement for all employees employed at complex "Trepça" who have lost their jobs by the end of 2004. Pensions are paid to all miners of complex "Trepça" if they meet conditions and criteria set for the recognition of the right to early retirement under the Law on pension schemes financed by the state (Law No.04-L-31). Monthly payment amount is 126 €.

**Pensions of Kosovo Protection Corps (KPC)** - a regular pension of KPC is a regular monthly payment made to a former KPC member for life. Also, the pension beneficiaries are the successors - dependent relatives of KPC pensioner's after his/her death, as spouses, children of KPC pensioner who at the time of his/her death are under the age of eighteen. The amount of payment of pensions to KPC is determined by 60%, 70% and 80% of the average salary.

**Pensions of Kosovo Security Forces** - is a regular monthly payment paid to KSF member who meets the criteria set forth in the Law on Pensions of Members of the Kosovo Security Force (Law No.04/L-084). Beneficiaries are entitled to KSF pension despite alternative employment in the public or private sector, unless they serve again in the KSF. The amount of the payment of KSF pensions is determined by 60%, 70% and 80% of the average salary.

**Compensation for the blind persons** - Blind is considered a person with full loss of vision born or acquired determined according to medical criteria assessed by the Medical-Social Commission.

The amount of payment for blind persons is € 125 per month, and € 125 for persons accompanying blind persons.

---

<sup>1</sup>Definitions for basic age pensions, age contribution-payer pensions, pensions for persons with permanent disability and early retirement pensions of Trepça are taken from Law No. 04-L-131.

**Family pension**<sup>2</sup> - means a regular monthly pension paid to family members in case of death of the employee who has been in work relation, who meet the criteria set forth by this Law;  
The right to family pension will realize all former users of family pension who are under age 65. The monthly amount of this pension is 100 €.

**Disability pension** - means a regular monthly pension paid to persons who suffer occupational injury and illness during the employment relationship, which meet the criteria set forth by this law, and disabled of work under the Disability Pension Law applied before the date 01.01.1999;  
The right to a work disability pension is exercised by all former beneficiaries of the disability pension, under the age of sixty-five (65) years.  
The monthly amount of this pension is 100 €.

**Pension for paraplegics persons**<sup>3</sup> - persons who due to illness or injury of the central or peripheral nervous system have lost permanently the possibility of movement and movement of the lower extremities.

**Pension for persons with tetraplegia** - persons who due to illness or injury of the central or peripheral nervous system have lost permanently the possibility of movement and movement of the upper and lower extremities.  
For Compensation of Paraplegic and Tetraplegic persons the monthly amount with companion is 375 € (Group I), while without companion it is 150 € (Group II).

**Education compensation pensions for the years 90-91 until 98-99**<sup>4</sup> – the payment has started to be implemented from January 2020.

The retired person who worked in the Albanian education of the Republic of Kosovo from the school year 1990/91 to the school year 1998/99, enjoys an additional compensation for the contribution given. Beneficiaries of additional compensation are: 2.1. teachers; 2.2. professional associates; 2.3. principal and deputy principal of the school; 2.4. administrative staff; 2.5. school technical staff; 2.6. employees in higher education according to the Albanian education system.

**Families of martyrs and invalids of war National martyr**<sup>6</sup>– is the KLA fighter who:  
- has died in war for liberation of the country;  
- was wounded in the war for liberation of the country and has died from the wounds within three (3) years after the end of the war.

**KLA invalid**<sup>5</sup> - fighter, member and the deported (the imprisoned) of KLA, who has suffered wounds, physical or psychic injuries (damages) or serious diseases during the war or at the prisons or camps of the enemy, during the war period, with the degree of disability at least ten percent (10%). KLA invalid with custodian (KLA invalid with a disability degree above 80% is entitled to additional help and care from another person).

**Fighter veteran of KLA** - is the citizen of Kosovo and foreign citizen who has become a member of KLA, and has been registered as an armed and uniformed fighter by the commands, headquarters of operational zones of KLA, respectively General Headquarters of KLA, and who has been active till the end of the war.

## The amount of monthly payment for all categories of DFMWI scheme is as follows:

<sup>2</sup> Definition for Family Pension and Work Disability Pension is taken from Law No. 04 / L-131.

<sup>3</sup> Definition of Paraplegic and Tetraplegic Pensions is taken from Law No. 05 / L-067.

<sup>4</sup> Definition of Pensions for Education Compensation for the years 90-91 to 98-99 is taken from Law no. 06 / L-073 (Official Gazette of the Republic of Kosovo / No. 9/26 March 2019).

<sup>5</sup> Definition for war invalids and veterans is taken from Law No. 04 / L-172.

Categories	Amount of pension
<b>Families of martyrs of the KLA</b>	
The family that has given one Martyr	448,13 €
The family that has given two Martyrs	537,76 €
The family that has given three Martyrs	582,57 €
The family that has given four Martyrs	627,39 €
The family who has given more than 4 Martyrs:	672,19 €
<b>Families of missing of the KLA</b>	
Family with one missing of KLA	448,13 €
Family with two missing of KLA	537,76 €
Family with three missing of KLA	582,57 €
Family with four missing of KLA	627,39 €
Family with more than 4 missing of KLA	672,19 €
<b>Invalids of war</b>	
Invalid with body injury over 80%	448,13 €
Invalid with body injury over 71 - 80%	412,50 €
Invalid with body injury over 61- 70%	393,75 €
Invalid with body injury over 51- 60%	375,00 €
Invalid with body injury over 41 -50%	356,25 €
Invalid with body injury over 31- 40%	318,75 €
Invalid with body injury over 20 -30%	225,00 €
<b>Custodian for invalid</b>	
Custodian for Invalid with body injury by over 80%	225,00 €
<b>Family pension after death of invalid of the KLA</b>	
Invalid with body injury over 80%	358,50 €
Invalid with body injury over 71 - 80%	330,00 €
Invalid with body injury over 61- 70%	315,00 €
Invalid with body injury over 51- 60%	300,00 €
Invalid with body injury over 41 -50%	285,00 €
Invalid with body injury over 31- 40%	255,00 €
Invalid with body injury over 20 -30%	180,00 €
<b>Family pensions for families of Civil Victims</b>	
Family with one victim - Missing civilian	168,75 €
Family with two victims - Missing	202,50 €
Family with three victims - Missing	219,38 €
Family with four victims - Missing	236,25 €
Family with four and more victims - Missing	253,13 €
<b>Family pensions for the Civilian War Invalids</b>	
Invalid with body injury over 80%	152,50 €
Invalid with body injury over 61- 80%	136,25 €
Invalid with body injury over 40 -60%	120,00 €
<b>Allowance for care and help for Civilian War Invalids</b>	
Custodian for invalid with physical impairment with over 80%	50,13 €
<b>Families of civilian war invalids after death</b>	
Invalid with body injury over 80%	123,25 €
Invalid with body injury over 61- 80%	110,25 €
Invalid with body injury over 40 -60%	97,25 €
<b>Veterans</b>	
Fighter veteran	170,00 €
War veteran family after the death of the veteran	119,00 €

### Abandoned children<sup>6</sup>

<sup>6</sup> Definition of abandoned children is taken in the Law on Family no.10/84.

Abandoned children without parental care is considered any child aged under 18 who is abandoned by parents who for various reasons do not or are not able to perform the duties, responsibilities and parental rights. Forms of protection for this category of children are: custody, family reunification, family housing, temporary institutional housing and adoption.

**Housing of elderly persons without family care (HEWFC) in Prishtina and Community-Based Housing (CBH)** – To earn the right to placement in HEWFC and CBH the applicant must meet the following basic criteria: to be permanent resident of the Republic of Kosovo, be over the age of 65, has no biological or adopted child (placement - housing is not precluded if the client has a married daughter), be in good mental condition, has no infectious diseases. HEWFC and CBA offer the following services: food, clothing, health care, and work therapy and physiotherapy services.

**Special Institute of Shtime and community based housing** – Provide these services to residents: food, clothing, health care, work therapy, education and training, social treatment and physical therapy. The beneficiaries of these services are people with mental disabilities (delays in mental development), physical and combined and living alone, have members of the immediate family, but for various reasons, are prevented from providing care for member family in social need.

**Scheme for material support for families of children with permanent special need / disability**<sup>7</sup> "Material support" is a benefit in the form of monthly financial amount or other form of paying with money that is administered from MFLT through the Department of Social and Family Policy for families with children with permanent special need.

"Children with permanent physical, mental and sensory form of disability" are considered children from birth to age 18, a resident in Kosovo, who are totally unable to perform daily life activities without the care of other person.

Material support for children with permanent disability is paid to the parent or guardian of the child.

Children with permanent disabilities are considered:

- a) motionless children (without motor skills),
- b) blind children, and
- c) children who because of the nature of the illness or permanent illnesses are not able to independently move themselves in the apartment, or in places they need to, nor the use of the respective contributions, are not able to feed themselves, dress and undress, to carry out physiological needs and also keep the necessary personal hygiene.

Monthly payment amount is 100€.

#### **Social assistance scheme**<sup>8</sup>

The social assistance scheme offers temporary financial assistance to families who are in poverty and are selected in accordance with the criteria provided in law no. 04/L-096 based on the article 8, paragraph 1, under paragraph 1.4 and paragraph 4 of Regulation (QRK) no. 04/2021.

2. The amount and method of calculating social assistance is determined according to the following criteria:

- 2.1 For the first (1) member of the family, a value of seventy (70) euros is determined;
  - 2.2. For the second (2) member of the family, a value of twenty (20) euros is determined;
  - 2.3. For each other member of the family, a value of ten (10) euros is determined; and
  - 2.4. For each child member (under 18 years of age) of the family, an allowance of ten (10) euros is determined, above the value calculated as a member of the family, according to point 2.1, 2.2 and 2.3.
2. For the purposes of this Decision, all persons identified in Article 11, paragraph 6 of Administrative Instruction No. 15/2012 on the Calculation of the Monthly Amount of Social Assistance do not qualify as family members and are therefore not taken as a basis for calculation purposes as amended and completed in Administrative Instruction 04/2017.
3. Regardless of the number of family members and children, the maximum monthly amount that a family can benefit from is two hundred and fifty (€250) euros from the Social Assistance scheme.

<sup>7</sup> Definition of material support for families of children with permanent disability is taken in Law no. 03 / L-022.

<sup>8</sup> Definition for the social assistance scheme is taken from Law no.04 / L-096.





**Tab. 1: Number of families who have benefited from the social assistance scheme by municipality**

Municipality	Month	
	January	February
Deçan	316	323
Gjakovë	1.054	1.051
Glogovc	1.232	1.230
Gjilan	747	755
Dragash	426	423
Istog	363	369
Kaçanik	803	802
Klinë	921	925
Fushë Kosovë	941	941
Kamenicë	561	548
Mitrovicë	2.357	2.341
Leposaviq	376	374
Lipjan	1.368	1.317
Novobërdë	510	511
Obiliq	772	761
Rahovec	664	669
Pejë	1.055	1.066
Podujevë	963	957
Prishtinë	1.484	1.476
Prizren	783	778
Skenderaj	859	863
Shtime	368	367
Shtërpcë	278	278
Suharekë	503	498
Ferizaj	1.043	1.047
Viti	463	461
Vushtrri	1.485	1.466
Zubin Potok	628	628
Zveçan	378	374
Malishevë	814	813
Junik	51	50
Mamushë	18	18
Hani i Elezit	128	128
Graçanicë	125	123
Ranillug	208	210
Partesh	59	49
Klllokot	126	124
North Mitrovica	703	697
<b>Total</b>	<b>25.933</b>	<b>25.811</b>

**Tab. 2: Number of family members who benefited from social assistance scheme by municipality**

Municipality	Month	
	January	February
Deçan	1.220	1.264
Gjakovë	4.257	4.231
Glllogovc	5.405	5.390
Gjilan	2.804	2.825
Dragash	1.412	1.394
Istog	1.546	1.578
Kaçanik	3.381	3.365
Klinë	3.834	3.826
Fushë Kosovë	4.031	4.028
Kamenicë	2.166	2.102
Mitrovicë	9.646	9.561
Leposaviq	857	869
Lipjan	5.867	5.696
Novobërdë	1.660	1.673
Obiliq	3.203	3.151
Rahovec	2.774	2.797
Pejë	4.005	4.069
Podujevë	4.394	4.370
Prishtinë	5.734	5.701
Prizren	2.888	2.880
Skenderaj	3.797	3.818
Shtime	1.682	1.678
Shtërpçë	958	960
Suharekë	2.236	2.206
Ferizaj	4.273	4.268
Viti	2.002	1.995
Vushtrri	6.527	6.442
Zubin Potok	1.441	1.434
Zveçan	842	834
Malishevë	3.847	3.838
Junik	170	168
Mamushë	72	72
Hani i Elezit	532	527
Graçanicë	436	428
Ranillug	568	569
Partesh	183	145
Klllokot	423	417
North Mitrovica	1.772	1.764
<b>Total</b>	<b>102.845</b>	<b>102.333</b>

**Tab. 3: Number of families who benefited from the social assistance scheme by category**

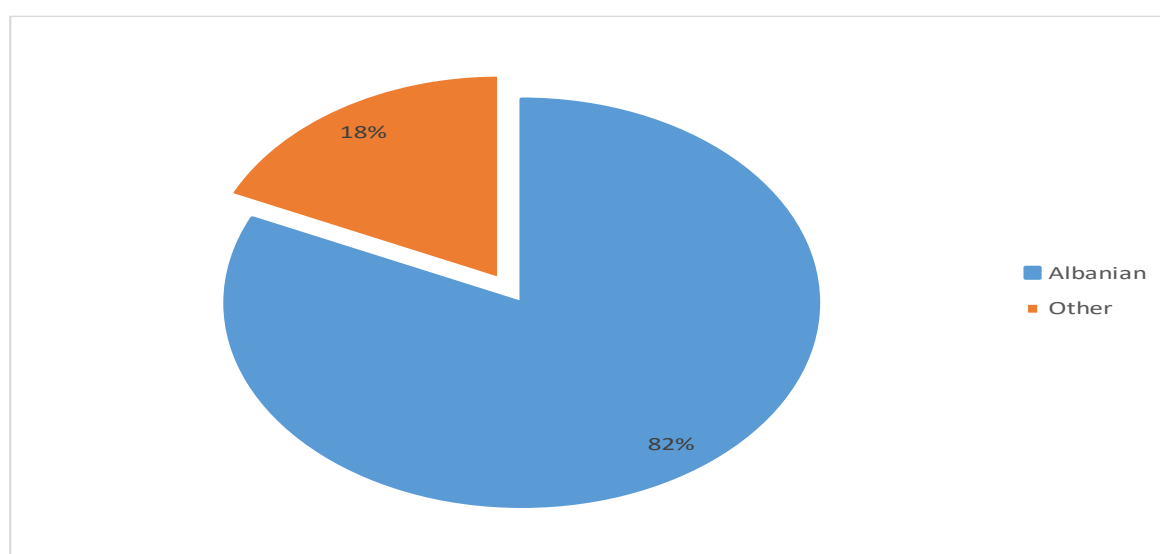
Category	Month	
	January	February
	Families	Families
1	18.589	18.501
2	7.344	7.310
<b>Total</b>	<b>25.933</b>	<b>25.811</b>

**Tab. 4: Basic age pensions by municipality**

Municipality	Month	
	January	February
Deçan	3.550	3.540
Gjakovë	7.093	7.111
Glllogovc	3.251	3.258
Gjilan	9607	9.613
Dragash	4.954	4.953
Istog	4.682	4.665
Kaçanik	2.249	2.254
Klinë	3.652	3.654
Fushë Kosovë	2.562	2.587
Kamenicë	4.406	4.404
Mitrovicë	8.110	8.150
Leposaviq	3.810	3.810
Lipjan	4.932	4.946
Novobërdë	592	587
Obiliq	1.585	1.590
Rahovec	4.098	4.101
Pejë	8.738	8.554
Podujevë	5.711	5.723
Prishtinë	15.380	15.493
Prizren	13.012	13.026
Skenderaj	3.459	3.460
Shtime	1.888	1.887
Shtërpcë	2.349	2.344
Suharekë	4.623	4.617
Ferizaj	8.223	8.238
Viti	4.030	4.028
Vushtrri	4.766	4.788
Zubin Potok	1.309	1.317
Zveçan	1.532	1.541
Malishevë	3.390	3.381
Junik	-	-
Mamushë	-	-
Hani i Elezit	399	400
Graçanicë	-	-
Ranillug	-	-
Partesh	-	-
Kllokot	-	-
North Mitrovica	-	-
<b>Total</b>	<b>147.942</b>	<b>148.020</b>

**Tab. 5: Basic age pensions by nationality and gender**

Month	Albanian		Other <sup>10</sup>		Total		Total
	Male	Female	Male	Female	Male	Female	
January	40.353	80.524	12.316	14.749	52.669	95.273	<b>175.007</b>
February	40.514	80.628	12.235	14.643	52.749	95.271	<b>174.898</b>

**Fig. 1: Basic age pensions by nationality in percentage**

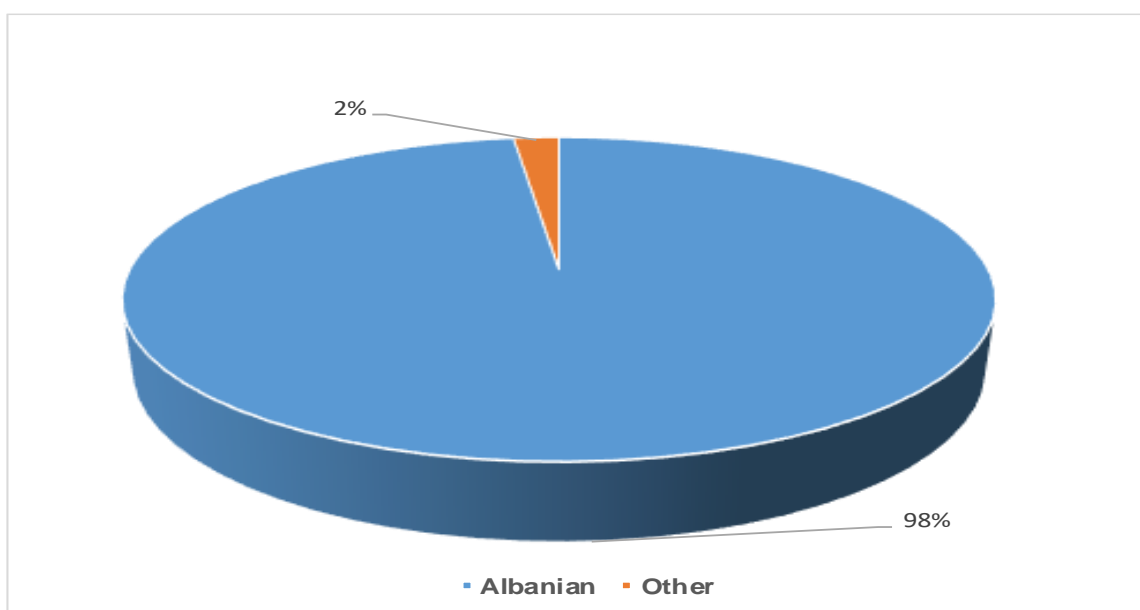
<sup>10</sup> In Other are included the number of Serbs and other non-Albanian nationals living in Kosovo and benefiting from the basic age pension.

**Tab. 6: Age contribution-payer pensions by municipality**

Municipality	Month	
	January	February
Deçan	709	711
Gjakovë	3.970	3.981
Glllogovc	1.187	1.187
Gjilan	2140	2.135
Dragash	630	634
Istog	756	755
Kaçanik	826	827
Klinë	666	665
Fushë Kosovë	1.189	1.185
Kamenicë	590	590
Mitrovicë	3.604	3.602
Leposaviq	12	12
Lipjan	1.299	1.292
Novobërdë	37	36
Obiliq	727	730
Rahovec	784	786
Pejë	3.777	3.784
Podujevë	1.816	1.817
Prishtinë	10.281	10.280
Prizren	5.365	5.372
Skenderaj	996	995
Shtime	401	403
Shtërpçë	41	41
Suharekë	1.253	1.254
Ferizaj	2.847	2.854
Viti	632	631
Vushtri	2.437	2.441
Zubin Potok	39	39
Zveçan	17	17
Malishevë	491	490
Junik	-	-
Mamushë	-	-
Hani i Elezit	200	200
Graçanicë	-	-
Ranillug	-	-
Partesh	-	-
Klllokot	-	-
North Mitrovica	-	-
<b>Total</b>	<b>49.719</b>	<b>49.746</b>

**Tab. 7: Age contribution-payer pensions by nationality and gender**

Muajt	Albanian		Other <sup>11</sup>		Total		Total
	Male	Female	Male	Female	Male	Female	
Janar	40.047	8.684	808	180	40.855	8.864	50.707
Shkurt	40.037	8.714	813	182	40.850	8.896	50.741

**Fig. 2: Age contribution-payer pensions by nationality in percentage**

<sup>11</sup> In Other are included the number of Serbs and other non-Albanian nationals living in Kosovo and who benefit from age contribution- payer pensions.

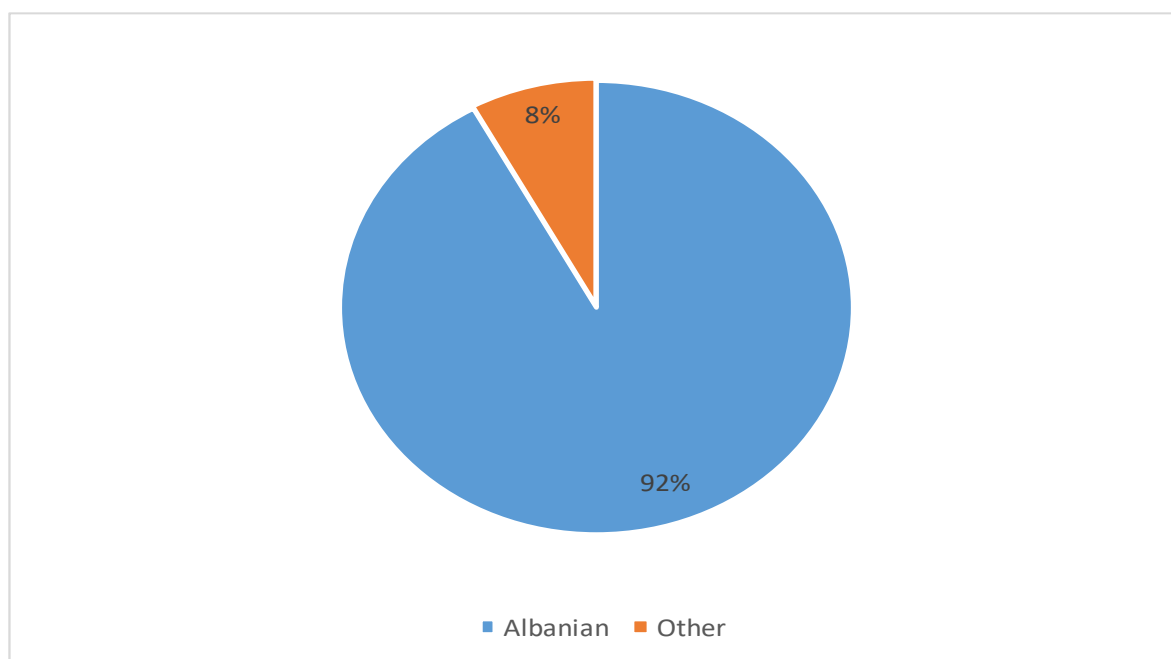
**Tab. 8: Pensions of persons with special needs / disabilities by municipality**

Municipality	Month	
	January	February
Deçan	303	291
Gjakovë	1036	1027
Glllogovc	422	413
Gjilan	1076	1114
Dragash	315	309
Istog	415	412
Kaçanik	321	320
Klinë	378	372
Fushë Kosovë	367	362
Kamenicë	343	347
Mitrovicë	1277	1306
Leposaviq	118	115
Lipjan	629	627
Novobërdë	32	33
Obiliq	177	184
Rahovec	489	487
Pejë	952	926
Podujevë	921	911
Prishtinë	1811	1817
Prizren	1831	1821
Skenderaj	549	571
Shtëmë	216	207
Shtërpçë	87	90
Suharekë	606	606
Ferizaj	1090	1092
Viti	395	407
Vushtri	1013	1036
Zubin Potok	20	28
Zveçan	5	6
Malishevë	466	450
Junik	-	-
Mamushë	-	-
Hani i Elezit	47	50
Graçanicë	-	-
Ranillug	-	-
Partesh	-	-
Kllokot	-	-
North Mitrovica	-	-
<b>Total</b>	<b>17.707</b>	<b>17.737</b>



**Tab. 9: Pensions of persons with special needs by nationality and gender**

Month	Albanian		Other <sup>12</sup>		Total		Total
	Male	Female	Male	Female	Male	Female	
January	7.884	8.427	736	660	8.620	9.087	17.707
February	7.885	8.441	754	657	8.639	9.098	17.737

**Fig. 3: Pensions of persons with special needs by nationality in (%)**

<sup>12</sup> In Other are included the number of Serbs and other non-Albanian nationals living in Kosovo and benefiting from the pension of persons with disabilities.

**Tab. 10: Pensions scheme for families with children with special needs / disabilities by municipality, age (0-18)**

Municipality	Month	
	January	February
Decan	44	44
Gjakovë	123	122
Glllogovc	85	84
Gjilan	141	141
Dragash	27	27
Istog	51	51
Kacanik	48	48
Kline	50	50
Fushë Kosovë	98	96
Kamenicë	32	32
Mitrovicë	135	134
Leposaviq	18	17
Lipjan	101	102
Novobërdë	21	21
Obiliq	36	35
Rahovec	55	54
Pejë	101	101
Podujevë	104	103
Prishtinë	345	340
Prizren	195	190
Skenderaj	82	82
Shtime	32	31
Shtërpce	17	16
Suharekë	58	57
Ferizaj	117	118
Viti	46	46
Vushtri	116	116
Zubin Potok	12	12
Zvecan	6	6
Malishevë	68	68
Junik	-	-
Mamusha	6	6
Hani I Elezit	12	12
Graçanicë	26	26
Ranillug	2	2
Partesh	3	3
Klllokot	7	7
North Mitrovica	31	31
<b>Total</b>	<b>2.451</b>	<b>2.431</b>

**Tab. 11: Family pensions by municipality**

Municipality	Month	
	January	February
Deçan	32	32
Gjakovë	308	306
Glllogovc	94	94
Gjilan	163	163
Dragash	19	21
Istog	57	56
Kacanik	128	129
Kline	48	47
Fushë Kosovë	81	80
Kamenicë	43	42
Mitrovicë	287	290
Leposaviq	1	1
Lipjan	99	97
Novobërdë	1	1
Obiliq	66	67
Rahovec	92	94
Pejë	273	271
Podujevë	153	153
Prishtinë	462	460
Prizren	429	421
Skenderaj	54	54
Shtime	29	29
Shtërpce	4	4
Suharekë	100	103
Ferizaj	171	168
Viti	44	45
Vushtrri	229	228
Zubin Potok	3	3
Zvecan	-	-
Malishevë	46	46
Junik	-	-
Mamusha	-	-
Hani i Elezit	-	-
Graçanicë	1	1
Ranillug	-	-
Partesh	-	-
Kllokot	-	-
North Mitrovica	-	-
<b>Total</b>	<b>3.517</b>	<b>3.506</b>

**Tab. 12: Work disability pensions by municipality**

Municipality	Month	
	January	February
Deçan	-	-
Gjakovë	9	9
Glllogovc	4	4
Gjilan	3	3
Dragash	1	1
Istog	1	1
Kaçanik	2	2
Kline	-	-
Fushë Kosovë	1	1
Kamenicë	-	-
Mitrovicë	4	4
Leposaviq	-	-
Lipjan	-	-
Novobërdë	-	-
Obiliq	-	-
Rahovec	1	1
Pejë	2	2
Podujevë	5	5
Prishtinë	7	7
Prizren	17	18
Skenderaj	-	-
Shtime	-	-
Shtërpce	-	-
Suharekë	3	3
Ferizaj	3	3
Viti	-	-
Vushtri	5	5
Zubin Potok	-	-
Zvecan	-	-
Malishevë	-	-
Junik	-	-
Mamusha	-	-
Hani i Elezit	-	-
Graçanicë	-	-
Ranillug	-	-
Partesh	-	-
Klllokot	-	-
North Mitrovica	-	-
<b>Total</b>	<b>68</b>	<b>69</b>

**Tab. 13: Pensions for paraplegic and tetraplegic persons by municipality**

Municipality	Month	
	January	February
Decan	55	55
Gjakovë	141	140
Gllgovc	95	96
Gjilan	139	139
Dragash	60	62
Istog	72	72
Kaçanik	74	74
Kline	54	54
Fushë Kosovë	62	63
Kamenicë	48	48
Mitrovicë	140	140
Leposaviq	6	5
Lipjan	89	88
Novobërdë	7	7
Obiliq	42	42
Rahovec	69	69
Pejë	177	177
Podujevë	144	143
Prishtinë	306	305
Prizren	294	305
Skenderaj	90	90
Shtime	34	34
Shtërpce	14	14
Suharekë	76	78
Ferizaj	123	123
Viti	60	60
Vushtrri	114	111
Zubin Potok	3	3
Zvecan	2	2
Malishevë	81	84
Junik	-	-
Mamusha	-	-
Hani i Elezit	-	-
Graçanicë	14	14
Ranillug	-	-
Partesh	-	-
Kllokot	-	-
North Mitrovica	-	-
<b>Total</b>	<b>2.685</b>	<b>2.697</b>

**Tab. 14: Scheme for compensation of Education employees for the years 90/91 until the school year 98/99 by municipality**

Municipality	Month	
	January	February
Deçan	392	390
Gjakovë	845	855
Glllogovc	435	440
Gjilan	664	671
Dragash	140	141
Istog	236	238
Kaçanik	226	229
Klinë	271	269
Fushë Kosovë	192	196
Kamenicë	191	191
Mitrovicë	658	656
Leposaviq	3	3
Lipjan	391	395
Novobërdë	8	8
Obiliq	94	96
Rahovec	207	210
Pejë	807	808
Podujevë	552	562
Prishtinë	2.164	2.180
Prizren	752	757
Skenderaj	416	417
Shtime	184	186
Shtërpcë	20	20
Suharekë	360	363
Ferizaj	828	838
Viti	303	305
Vushtrri	545	550
Zubin Potok	8	8
Zveçan	3	3
Malishevë	297	300
Junik	-	-
Mamushë	-	-
Hani i Elezit	-	-
Graçanicë	5	5
Ranillug	-	-
Partesh	-	-
Klllokot	-	-
North Mitrovica	-	-
<b>Total</b>	<b>12.197</b>	<b>12.290</b>

**Tab. 15: Pension scheme for families of war martyrs and invalids by municipality**

Municipality	Month	
	January	February
Deçan	624	622
Gjakovë	1.114	1.114
Glllogovc	1.327	1.325
Gjilan	226	224
Dragash	48	47
Istog	251	251
Kaçanik	249	248
Klinë	517	517
Fushë Kosovë	202	202
Kamenicë	76	76
Mitrovicë	574	573
Leposaviq	4	4
Lipjan	272	270
Novobërdë	2	2
Obiliq	131	131
Rahovec	625	624
Pejë	757	758
Podujevë	970	970
Prishtinë	1.139	1.134
Prizren	683	682
Skenderaj	1.211	1.209
Shtime	206	206
Shtërpcë	23	23
Suharekë	561	559
Ferizaj	267	266
Viti	90	90
Vushtrri	518	517
Zubin Potok	6	6
Zveçan	2	2
Malishevë	366	365
Junik	106	106
Mamushe	9	9
Hani I Elezit	33	33
Graçanica	-	-
Ranillug	1	1
Partesh	1	1
Klllokot	-	-
North Mitrovica	2	2
Outside Kosovo	82	81
<b>Total</b>	<b>13.275</b>	<b>13.250</b>

**Tab. 16: Pension scheme for families of martyrs and war invalids by age**

Month	Age							Total
	< 18	18 -25	26 - 35	36 - 45	46 - 55	56 - 65	65>	
January	-	179	304	1.780	3.800	3.315	3.897	<b>13.275</b>
February	-	179	306	1.768	3.796	3.318	3.883	<b>13.250</b>

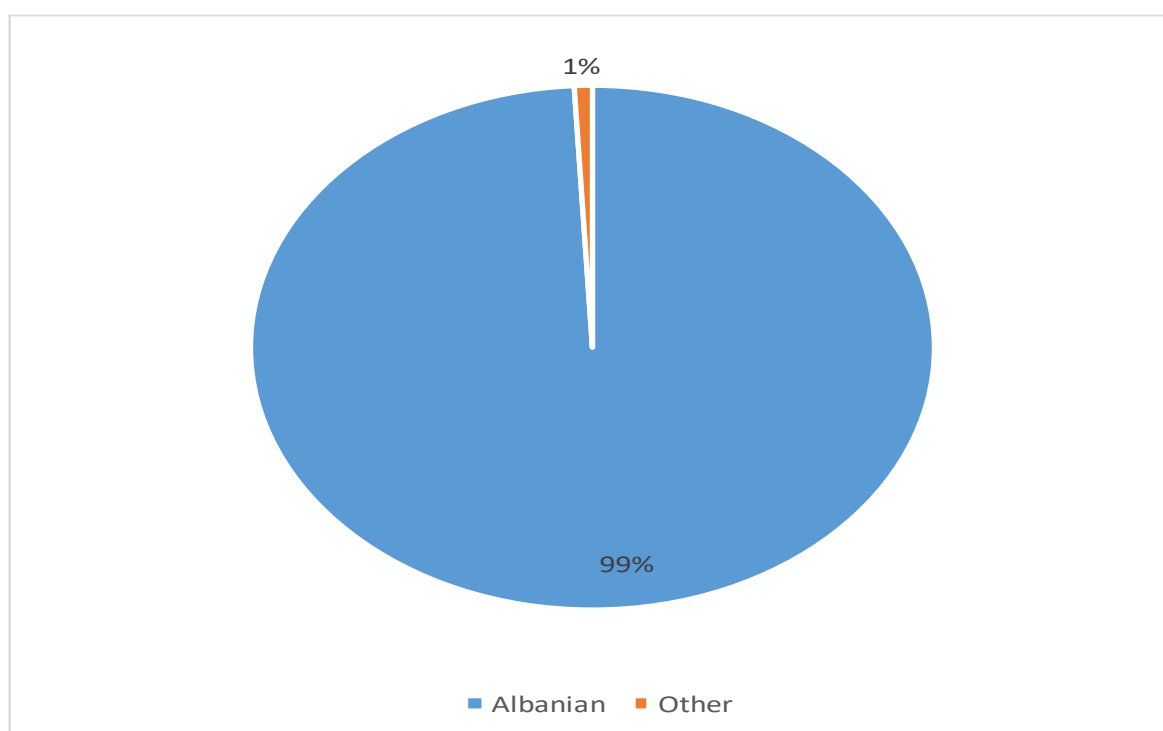
**Tab. 17: Pension scheme for families of martyrs and war invalids by category**

Category	Month	
	January	February
Families of martyrs of the KLA	2.252	2.247
Families of civilian invalids after death	113	112
Families of invalids of KLA after death	254	254
Families of missing civilians	312	312
Families of missing of the KLA	18	18
Families of civilian victims	3.732	3.724
Civilian invalids of war	1.778	1.773
Invalids of the KLA	4.701	4.693
Custodians for civilian invalids	33	34
Custodians for invalids of the KLA	82	83
<b>Total</b>	<b>13.275</b>	<b>13.250</b>



**Tab. 18: Pension scheme for families of martyrs and war invalids by nationality, gender and payment**

Month	Albanian		Other <sup>13</sup>		Total		Total
	Male	Female	Male	Female	Male	Female	
January	6.537	6.625	19	94	6.556	6.719	13.388
February	6.523	6.614	19	94	6.542	6.708	13.363

**Fig. 4: Pension scheme for families of martyrs and war invalids by nationality in %**

<sup>13</sup> In others are included the number of K-Serbs and other non-Albanian nationals living in Kosovo who benefit from the pension scheme of families of martyrs and war invalids.

Tab. 19: Pension scheme for war veterans by municipality

Municipality	Month	
	January	February
Deçan	4.062	4.071
Gjakovë	3.374	3.390
Glllogovc	1.700	1.718
Gjilan	1.962	1.964
Dragash	266	270
Istog	828	829
Kaçanik	893	899
Klinë	1.708	1.715
Fushë Kosovë	244	247
Kamenicë	263	265
Mitrovicë	576	578
Leposaviq	4	4
Lipjan	557	561
Novobërdë	18	18
Obiliq	159	161
Rahovec	1.658	1.662
Pejë	3.667	3.685
Podujevë	1.984	1.985
Prishtinë	2.805	2.837
Prizren	2.084	2.087
Skenderaj	2.626	2.638
Shtime	577	580
Shtërpcë	55	55
Suharekë	1.625	1.633
Ferizaj	910	912
Viti	322	323
Vushtrri	633	634
Zubin Potok	1	1
Zveçan	3	3
Malishevë	346	348
Junik	415	425
Mamushe	1	1
Hani I Elezit	288	289
Graçanica	1	1
Ranillug	-	-
Partesh	-	-
Klllokot	2	2
North Mitrovica	-	-
Outside Kosovo	224	224
<b>Total</b>	<b>36.841</b>	<b>37.015</b>

<sup>14</sup> The number of veterans moves, as the right to request the application is not terminated in the right of the beneficiary to continuously apply. After the death of the veteran, the pension is transferred to the spouse or to the children under the age of 18.

**Tab. 20: Pension scheme for war veterans by age**

Month	Age							Total
	< 18	18 -25	26 - 35	36 - 45	46 - 55	56 - 65	65>	
January	-	18	12	10.130	15.212	8.179	3.290	<b>36.841</b>
February	-	19	13	10.108	15.348	8.221	3.306	<b>37.015</b>

**Tab. 21: Pension scheme for war veterans by category**

Category	Month	
	January	February
Fighter veteran of the KLA	34.597	34.762
Family of KLA veteran after death	2.244	2.253
<b>Total</b>	<b>36.841</b>	<b>37.015</b>

**Tab. 22: Pension scheme for war veterans by nationality and gender**

Month	Albanian		Other <sup>15</sup>		Total		Total
	Male	Female	Male	Female	Male	Female	
January	33.675	3.159	6	1	33.681	3.160	36.848
February	33.833	3.175	6	1	33.839	3.176	37.022

<sup>15</sup> In Other are included the number of Bosniaks and Ashkali living in Kosovo and benefiting from the war veterans' pension scheme.

**Tab. 23: Pension scheme of Kosovo Protection Corps (KPC) by municipality**

Municipality	Month	
	January	February
Deçan	54	53
Gjakovë	40	40
Glllogovc	96	96
Gjilan	22	23
Dragash	3	3
Istog	10	10
Kaçanik	36	36
Klinë	18	18
Fushë Kosovë	24	25
Kamenicë	8	8
Mitrovicë	84	84
Leposaviq	1	1
Lipjan	31	31
Novobërdë	-	-
Obiliq	3	3
Rahovec	24	24
Pejë	47	48
Podujevë	78	78
Prishtinë	121	121
Prizren	94	95
Skenderaj	143	142
Shtime	29	29
Shtërpcë	8	8
Suharekë	49	49
Ferizaj	39	40
Viti	14	14
Vushtrri	80	81
Zubin Potok	-	-
Zveçan	-	-
Malishevë	73	73
Junik	-	-
Mamushë	-	-
Hani i Elezit	-	-
Graçanicë	-	-
Ranillug	-	-
Partesh	-	-
Klllokot	-	-
North Mitrovica	-	-
<b>Total</b>	<b>1.229</b>	<b>1.233</b>

**Tab. 24: Pension scheme of Kosovo Security Force (KSF) by municipality**

Municipality	Month	
	January	February
Deçan	20	20
Gjakovë	23	23
Glllogovc	48	48
Gjilan	22	22
Dragash	3	3
Istog	4	4
Kaçanik	13	14
Klinë	12	12
Fushë Kosovë	12	12
Kamenicë	8	8
Mitrovicë	38	38
Leposaviq	-	-
Lipjan	27	27
Novobërdë	-	-
Obiliq	6	7
Rahovec	12	12
Pejë	19	19
Podujevë	56	56
Prishtinë	56	56
Prizren	27	27
Skenderaj	47	48
Shtime	16	16
Shtërpcë	5	5
Suharekë	25	25
Ferizaj	51	51
Viti	6	6
Vushtri	47	47
Zubin Potok	-	-
Zveçan	-	-
Malishevë	23	24
Junik	-	-
Mamushë	-	-
Hani i Elezit	-	-
Graçanicë	-	-
Ranillug	-	-
Partesh	-	-
Klllokot	-	-
North Mitrovica	-	-
<b>Total</b>	<b>626</b>	<b>630</b>

**Tab. 25: Pension scheme of Trepça miners by municipality**

Municipality	Month	
	January	February
Deçan	1	1
Gjakovë	2	1
Glogovc	4	4
Gjilan	5	5
Dragash	-	-
Istog	-	-
Kaçanik	-	-
Klinë	-	-
Fushë Kosovë	5	5
Kamenicë	181	180
Mitrovicë	1.080	1069
Leposaviq	14	14
Lipjan	226	223
Novobërdë	5	5
Obiliq	5	5
Rahovec	-	-
Pejë	2	2
Podujevë	29	28
Prishtinë	148	147
Prizren	1	1
Skenderaj	99	98
Shtime	2	2
Shtërpcë	-	-
Suharekë	-	-
Ferizaj	13	13
Viti	-	-
Vushtrri	175	173
Zubin Potok	7	7
Zveçan	7	7
Malishevë	-	-
Junik	-	-
Mamushë	-	-
Hani i Elezit	-	-
Graçanicë	-	-
Ranillug	-	-
Partesh	-	-
Klllokot	-	-
North Mitrovica	-	-
<b>Total</b>	<b>2.011</b>	<b>1.990</b>

**Tab. 26: Compensation scheme for blind persons by municipality**

Municipality	Month	
	January	February
Deçan	14	13
Gjakovë	112	112
Gllgovc	49	49
Gjilan	131	130
Dragash	26	25
Istog	44	45
Kaçanik	47	47
Klinë	31	33
Fushë Kosovë	35	35
Kamenicë	38	38
Mitrovicë	104	100
Leposaviq	12	11
Lipjan	63	64
Novobërdë	16	16
Obiliq	16	17
Rahovec	46	47
Pejë	78	77
Podujevë	58	63
Prishtinë	166	164
Prizren	119	121
Skenderaj	49	48
Shtime	36	37
Shtërpcë	3	4
Suharekë	57	63
Ferizaj	139	143
Viti	49	45
Vushtri	65	64
Zubin Potok	4	4
Zveçan	11	11
Malishevë	91	92
Junik	-	-
Mamushë	-	-
Hani i Elezit	-	-
Graçanicë	7	7
Ranillug	-	-
Partesh	-	-
Klllokot	-	-
North Mitrovica	-	-
<b>Total</b>	<b>1.716</b>	<b>1.725</b>

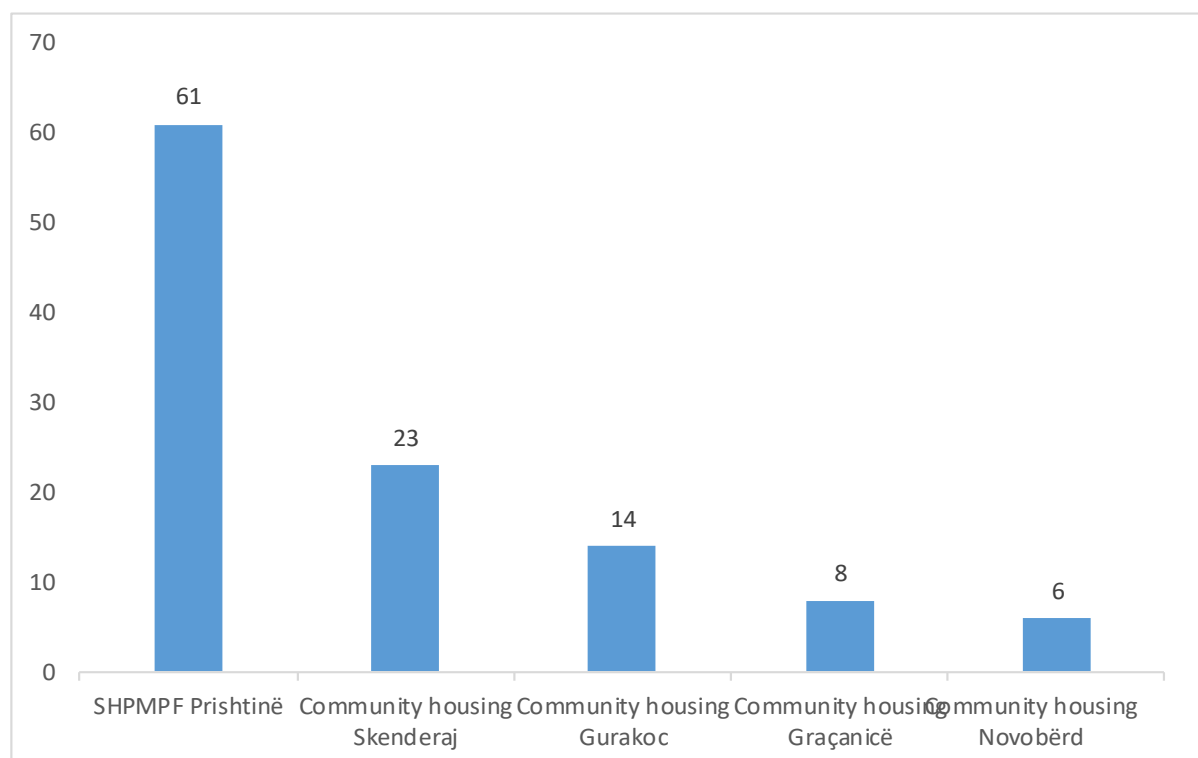


**Tab. 27: Number of children abandoned by municipality**

Municipality	January		February		Total	
	Number of abandoned children		Number of abandoned children		Total	
	Male	Female	Male	Female	Male	Female
Deçan	-	-	-	-	-	-
Gjakovë	-	-	-	-	-	-
Gllgovc	-	-	-	-	-	-
Gjilan	-	-	-	1	1	-
Dragash	-	-	-	-	-	-
Istog	-	-	-	-	-	-
Kaçanik	-	-	-	-	-	-
Klinë	-	-	-	-	-	-
Fushë Kosovë	-	-	-	-	-	-
Kamenicë	-	-	-	-	-	-
Mitrovicë	-	-	-	-	-	-
Leposaviq	-	-	-	-	-	-
Lipjan	-	-	-	-	-	-
Novobërdë	-	-	-	-	-	-
Obiliq	-	-	-	-	-	-
Rahovec	-	-	-	-	-	-
Pejë	-	-	-	-	-	-
Podujevë	-	-	-	-	-	-
Prishtinë	1	-	-	-	1	-
Prizren	-	1	-	-	-	1
Skenderaj	-	-	-	-	-	-
Shtëtime	-	-	-	-	-	-
Shtërpcë	-	-	-	-	-	-
Suharekë	-	-	-	-	-	-
Ferizaj	-	-	-	-	-	-
Viti	-	-	-	-	-	-
Vushtrri	-	-	1	-	1	-
Zubin Potok	-	-	-	-	-	-
Zveçan	-	-	-	-	-	-
Malishevë	-	-	-	-	-	-
Junik	-	-	-	-	-	-
Mamushë	-	-	-	-	-	-
Hani i Elezit	-	-	-	-	-	-
Graçanicë	-	-	-	-	-	-
Ranillug	-	-	-	-	-	-
Partesh	-	-	-	-	-	-
Klllokot	-	-	-	-	-	-
North Mitrovica	-	-	-	-	-	-
<b>Total</b>	<b>1</b>	<b>1</b>	<b>1</b>	<b>1</b>	<b>3</b>	<b>1</b>

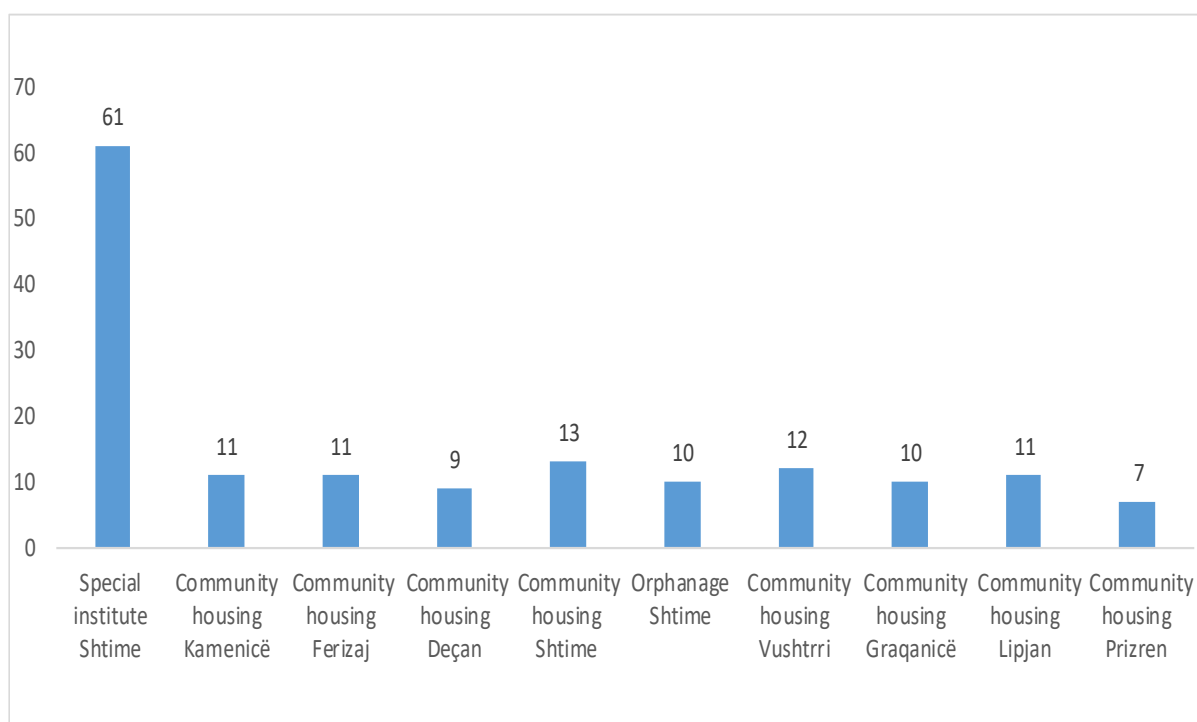
**Tab. 28: Number of elderly persons without family care placed in HEPFC and community housing**

Month	SHPMPPF Prishtinë		Community Housing Skenderaj		Community Housing Gurakoc		Community Housing Graçanicë		Community Housing Novobërdë		Total	
	Male	Female	Male	Female	Male	Female	Male	Female	Male	Female	Male	Female
January	27	34	11	12	5	11	4	4	2	4	49	65
February	27	34	11	12	6	8	4	4	2	4	50	62

**Fig. 5: Number of elderly persons without family care placed in HEPFC and community housing**

**Tab. 29: Persons placed in the special institute in Shtime by nationality and community housing**

Month	Special institute Shtime		Community Housing Kamenicë		Community Housing Ferizaj		Community Housing Deçan		Community Housing Shtime		Orphanage Shtime		Community Housing Vushtri		Community Housing Graçanicë		Community Housing Lipjan		Community Housing Prizren		Total	
	Male	Female	Male	Female	Male	Female	Male	Female	Male	Female	Male	Female	Male	Female	Male	Female	Male	Female	Male	Female	Male	Female
January	37	23	3	8	6	5	5	4	8	5	4	6	4	8	3	7	4	7	4	3	78	76
February	37	24	3	8	6	5	5	4	8	5	4	6	4	8	3	7	4	7	4	3	78	77

**Fig. 6: Persons placed in the special institute in Shtime by nationality and community housing**

**Tab. 30: Number of beneficiaries of pensions and other social schemes**

Pensions and other social scheme	Payment in €	
	January	February
Basic age pensions	14,872,900.00	14,919,600.00
Age-contribution-payer pension	10,070,318.00	10,101,810.00
Pensions of persons with special needs	1,943,850.00	2,093,025.00
Trepça pensions	253,386.00	251,874.00
Pensions of the Kosovo Security Forces	267,124.00	269,175.00
Pensions of the Kosovo Protection Corps	269,299.00	269,520.00
Compensation for the blind persons	433,565.00	424,229.00
Family pensions	356,034.00	358,236.00
Disability pension	6,800.00	7,000.00
Paraplegic and Tetraplegic Pensions	895,175.00	906,725.00
Education compensation pensions for the years 90/91 until the school year 98/99	748,251.00	761,733.00
Pensions of families of martyrs and invalids of war	3,330,473.13	3,323,209.00
Veterans of KLA	6,150,934.00	6,182,860.00
Social assistance scheme	3,272,980.00	3,254,020.00
Scheme for financial support for families with children with disabilities / special needs	245,100.00	243,100.00

**Tab. 31: Amount of funds spent on the payment of pensions and other social schemes**

Pensions and other social scheme	Payment in €	
	January	February
Basic age pensions	14,872,900.00	14,919,600.00
Age-contribution-payer pension	10,070,318.00	10,101,810.00
Pensions of persons with special needs	1,943,850.00	2,093,025.00
Trepça pensions	253,386.00	251,874.00
Pensions of the Kosovo Security Forces	267,124.00	269,175.00
Pensions of the Kosovo Protection Corps	269,299.00	269,520.00
Compensation for the blind persons	433,565.00	424,229.00
Family pensions	356,034.00	358,236.00
Disability pension	6,800.00	7,000.00
Paraplegic and Tetraplegic Pensions	895,175.00	906,725.00
Education compensation pensions for the years 90/91 until the school year 98/99	748,251.00	761,733.00
Pensions of families of martyrs and invalids of war	3,330,473.13	3,323,209.00
Veterans of KLA	6,150,934.00	6,182,860.00
Social assistance scheme	3.272.980,00	3.254.020,00
Scheme for financial support for families with children with disabilities / special needs	245,100.00	243,100,00

- **Address: KOSOVO AGENCY OF KOSOVO,**  
Str. "ZeneI Salihu", no. 4, 10000 Prishtina
- **Telephone:** +383 (0) 38 200 31 129  
Chief Executive: +383 (0) 38 200 31 112
- **Fax:** +383 (0) 38 235 033
- **E-mail:** [infoask@rks-gov.net](mailto:infoask@rks-gov.net)
- **Web page:** <http://ask.rks-gov.net>
- © : Kosovo Agency of Statistics,
- Reuse is authorized provided the source is acknowledged.