



Republika e Kosovës

Republika Kosova-Republic of Kosovo

Qeveria - Vlada - Government

Zyra e Kryeministrit - Ured Premijera - Office of the Prime Minister

Agjencia e Statistikave të Kosovës - Agencija za Statistike Kosova - Kosovo Agency of Statistics



Social Welfare Statistics

August 2022

September, 2022

Prishtina, 23.09.2022 Based on the Annual Plan of Official Statistics 2022, the quarterly release of "Social Welfare Statistics" will be released to a monthly basis, and will continue as a regular monthly publication. This publication contains information about: scheme of social assistance, basic age pension, age contribution-payer pensions, pensions for persons with special needs/disabilities, the scheme for material support for families of children with permanent special needs, scheme for the families of martyrs, war invalids and war veterans, pension scheme of the Kosovo Protection Corps (KPC), pension scheme of the Kosovo Security Forces (KSF), pension scheme of the "Trepça" miners, compensation scheme for blind persons, data on the number of abandoned children, the number of persons placed in homes for the elderly without family care, the number of persons with special needs placed in special institute of Shtime and community housing, etc.

The source of this data is the Ministry of Finance, Labour and Transfers (MFLT) respectively the following departments: Department of Social Policies and Family, Department of Pensions and Department of Families of Martyrs and War Invalids (DFMWI), whom we thank for cooperation.

Comments, remarks, suggestions and proposals regarding this publication can be sent to email address infoask@rks-gov.net

Publication was prepared by:

Avni Kastrati - Director of Department of Social Statistics
Naime Rexhepi - Head of the Division of Social Statistics
Mirvete Fazliu - Senior officer for other social statistics

Acting Chief Executive Officer, KAS
Mr. Ilir T. Berisha

To consult other publications, visit the KAS website: <http://ask.rks-gov.net>

List of Abbreviations

KAS	-	Kosovo Agency of Statistics
MFLT	-	Ministry of Finance, Labour and Transfers
DFMWI	-	Department of Families of Martyrs and War Invalids
PPSN	-	Pensions of Persons with Special Needs / Disability Pension
HEWFC	-	Homes for the elderly without family care
SISH	-	Special Institute of Shtime
KPC	-	Kosovo Protection Corps
KSF	-	Kosovo Security Forces
DPSF	-	Department for Social and Family Policy

List of Symbols

:	-	Data not available
-	-	No occurrence

List of Contents

	Page
Shpjegime metodologjike	4
Shuma e pagesës mujore për të gjitha kategoritë e skemës së DFDIL është si në vijim:	6
Tab. 1: Numri i familjeve të cilët kanë përfituar nga skema e ndihmës sociale sipas komunave	9
Tab. 2: Numri i anëtarëve të familjeve të cilët kanë përfituar nga skema e ndihmës sociale sipas komunave	10
Tab. 3: Numri i familjeve të cilët kanë përfituar nga skema e ndihmës sociale sipas kategorive	11
Tab. 4: Pensionet bazike të moshës sipas komunave	12
Tab. 5: Pensionet bazike të moshës sipas nacionalitetit dhe gjinisë	13
Tab. 6: Pensionet kontribut paguese të moshës sipas komunave	14
Tab. 7: Pensionet kontribut paguese të moshës sipas nacionalitetit dhe gjinisë	15
Tab. 8: Pensionet e personave me aftësi të kufizuara sipas komunave	16
Tab. 9: Pensionet e personave me aftësi të kufizuara sipas nacionalitetit dhe gjinisë	16
Tab. 10: Skema për familjet me fëmijë me aftësi të kufizuara sipas komunave (0-18) vjeç	18
Tab. 11: Pensionet Familjare sipas komunave	19
Tab. 12: Pensionet e Invalidëve të punës sipas komunave	20
Tab. 13: Pensionet Paraplegjike dhe Tetraplegjike sipas komunave	21
Tab. 14: Skema për kompensimin e punonjësve të Arsimit për vitet 90/91 deri në vitin shkollor 98/99 sipas komunave	22
Tab. 15: Skema e pensioneve për familjet e dëshmorëve dhe invalidëve të luftës sipas komunave	23
Tab. 16: Skema e pensioneve për familjet e dëshmorëve dhe invalidëve të luftës sipas moshës	24
Tab. 17: Skema e pensioneve për familjet e dëshmorëve dhe invalidët e luftës sipas kategorive	24
Tab. 18: Skema e pensioneve për familjet e dëshmorëve dhe invalidëve të luftës sipas nacionalitetit dhe gjinisë	25
Tab. 19: Skema e pensioneve për veteranët e luftës sipas komunave në Kosovës	26
Tab. 20: Skema e pensioneve për veteranët e luftës sipas moshës	27
Tab. 21: Skema e pensioneve për veteranët e luftës sipas kategorive	27
Tab. 22: Skema e pensioneve për veteranët e luftës sipas nacionalitetit dhe gjinisë	27
Tab. 23: Skema e pensioneve të Trupave Mbrojtëse të Kosovës (TMK) sipas komunave	28
Tab. 24: Skema e pensioneve të Forcave të Sigurisë së Kosovës (FSK) sipas komunave	29
Tab. 25: Skema e pensioneve të Minatorëve të Trepçës sipas komunave	30
Tab. 26: Skema e kompensimeve për personat e verbër sipas komunave	31
Tab. 27: Numri i fëmijëve të braktisur sipas komunave	32
Tab. 28: Numri i personave të moshuar dhe pa përkujdesje familjare të vendosur në SHPMPF dhe në shtëpitë e komunitetit	35
Tab. 29: Personat e vendosur në Institutin Special të Shtimes dhe në shtëpitë e komunitetit	36
Tab. 30: Numri i përfituesve të pensioneve dhe skemave tjera sociale	34
Tab. 31: Shuma e mjeteve të shpenzuara për pagesën e pensioneve dhe skemave tjera sociale	36

Methodological explanations

Pensions¹

Basic age pension – the minimal regular monthly pension paid to all citizens of the Republic of Kosovo who have reached the age of sixty-five (65), regardless, regardless if they have been employed or not. The monthly amount of this pension is 100 €.

Age contribution-payer pension - is the regular monthly pension for employed citizens in the Republic of Kosovo, who have paid contributions in the former Kosovo Pension Fund before 01.01.1999.

The amount of age contribution-payer pensions since January 2016 has been amended where pensions are paid according to categorization on the basis of educational attainment, as follows:

The first category - pensioner with no education or primary education - the amount of pension is 182 euros;

The second category – pensioner with secondary education - the amount of pension is 198 euros;

The third category - pensioner with higher education - the amount of pension is 214 euros;

The fourth category – pensioner with university education - the amount of pension is 265 euros.

Pensions of persons with special needs or disability pension – permanent disability pension provides financial support to selected persons in accordance with the criteria set out in law no. 04 / L-131 according to the funds allocated for this purpose, from the Budget of the Republic of Kosovo.

Permanent disability pension paid to all those persons who are nationals of the Republic of Kosovo, which possess identification documents and who are of age eighteen (18) to sixty-five (65). The monthly amount of this pension is 100 €.

Trepça pensions - the right to early retirement for all employees employed at complex "Trepça" who have lost their jobs by the end of 2004. Pensions are paid to all miners of complex "Trepça" if they meet conditions and criteria set for the recognition of the right to early retirement under the Law on pension schemes financed by the state (Law No.04-L-31). Monthly payment amount is 126 €.

Pensions of Kosovo Protection Corps (KPC) - a regular pension of KPC is a regular monthly payment made to a former KPC member for life. Also, the pension beneficiaries are the successors - dependent relatives of KPC pensioner's after his/her death, as spouses, children of KPC pensioner who at the time of his/her death are under the age of eighteen. The amount of payment of pensions to KPC is determined by 60%, 70% and 80% of the average salary.

Pensions of Kosovo Security Forces - is a regular monthly payment paid to KSF member who meets the criteria set forth in the Law on Pensions of Members of the Kosovo Security Force (Law No.04/L-084). Beneficiaries are entitled to KSF pension despite alternative employment in the public or private sector, unless they serve again in the KSF. The amount of the payment of KSF pensions is determined by 60%, 70% and 80% of the average salary.

Compensation for the blind persons - Blind is considered a person with full loss of vision born or acquired determined according to medical criteria assessed by the Medical-Social Commission.

The amount of payment for blind persons is € 125 per month, and € 125 for persons accompanying blind persons.

Family pension² - means a regular monthly pension paid to family members in case of death of the employee who has been in work relation, who meet the criteria set forth by this Law;

The right to family pension will realize all former users of family pension who are under age 65. The monthly amount of this pension is 100 €.

¹Definitions for basic age pensions, age contribution-payer pensions, pensions for persons with permanent disability and early retirement pensions of Trepça are taken from Law No. 04-L-131.

² Definition for Family Pension and Work Disability Pension is taken from Law No. 04 / L-131.

Disability pension - means a regular monthly pension paid to persons who suffer occupational injury and illness during the employment relationship, which meet the criteria set forth by this law, and disabled of work under the Disability Pension Law applied before the date 01.01.1999;

The right to a work disability pension is exercised by all former beneficiaries of the disability pension, under the age of sixty-five (65) years.

The monthly amount of this pension is 100 €.

Pension for paraplegics persons³ - persons who due to illness or injury of the central or peripheral nervous system have lost permanently the possibility of movement and movement of the lower extremities.

Pension for persons with tetraplegia - persons who due to illness or injury of the central or peripheral nervous system have lost permanently the possibility of movement and movement of the upper and lower extremities.

For Compensation of Paraplegic and Tetraplegic persons the monthly amount with companion is 375 € (Group I), while without companion it is 150 € (Group II).

Education compensation pensions for the years 90-91 until 98-99⁴ – the payment has started to be implemented from January 2020.

The retired person who worked in the Albanian education of the Republic of Kosovo from the school year 1990/91 to the school year 1998/99, enjoys an additional compensation for the contribution given. Beneficiaries of additional compensation are: 2.1. teachers; 2.2. professional associates; 2.3. principal and deputy principal of the school; 2.4. administrative staff; 2.5. school technical staff; 2.6. employees in higher education according to the Albanian education system.

Families of martyrs and invalids of war National martyr⁶– is the KLA fighter who:

- has died in war for liberation of the country;
- was wounded in the war for liberation of the country and has died from the wounds within three (3) years after the end of the war.

KLA invalid⁵ - fighter, member and the deported (the imprisoned) of KLA, who has suffered wounds, physical or psychic injuries (damages) or serious diseases during the war or at the prisons or camps of the enemy, during the war period, with the degree of disability at least ten percent (10%). KLA invalid with custodian (KLA invalid with a disability degree above 80% is entitled to additional help and care from another person).

Fighter veteran of KLA - is the citizen of Kosovo and foreign citizen who has become a member of KLA, and has been registered as an armed and uniformed fighter by the commands, headquarters of operational zones of KLA, respectively General Headquarters of KLA, and who has been active till the end of the war.

³ Definition of Paraplegic and Tetraplegic Pensions is taken from Law No. 05 / L-067.

⁴ Definition of Pensions for Education Compensation for the years 90-91 to 98-99 is taken from Law no. 06 / L-073 (Official Gazette of the Republic of Kosovo / No. 9/26 March 2019).

⁵ Definition for war invalids and veterans is taken from Law No. 04 / L-172.

The amount of monthly payment for all categories of DFMWI scheme is as follows:

Kategoritë	Shuma e pensionit
Familjet e Dëshmorëve	
Familja qe e ka dhënë një Dëshmor:	448.13 €
Familja qe I ka dhënë dy Dëshmorë:	537.76 €
Familja qe I ka dhënë tre Dëshmorë:	582.57 €
Familja qe I ka dhënë kater Dëshmorë:	627.39 €
Familja qe I ka dhënë me shumë se 4 Dëshmorë:	672.19 €
Familjet e të zhdukurve të UÇK-së	
Familja me një të zhdukur të UÇK-se	448.13 €
Familja me dy të zhdukur të UÇK-se	537.76 €
Familja me tre të zhdukur të UÇK-se	582.57 €
Familja me kater të zhdukur të UÇK-se	627.39 €
Familja me më shumë se 4 të zhdukur të UÇK-se	672.19 €
Invalidët e Luftës	
Invalidi me dëmtim trupor mbi 80%	448.13 €
Invalidi me dëmtim trupor prej 71- 80%	412.50 €
Invalidi me dëmtim trupor prej 61- 70%	393.75 €
Invalidi me dëmtim trupor prej 51- 60%	375.00 €
Invalidi me dëmtim trupor prej 41 -50%	356.25 €
Invalidi me dëmtim trupor prej 31- 40%	318.75 €
Invalidi me dëmtim trupor prej 20 -30%	225.00 €
Invalidi me kujdestar	
Kujdestari per Invalidin me demtim trupor me mbi 80%	225.00 €
Familjet e Invalidëve të Luftës pas vdekjes	
Invalidi me dëmtim trupor mbi 80%	358.50 €
Invalidi me dëmtim trupor prej 71- 80%	330.00 €
Invalidi me dëmtim trupor prej 61- 70%	315.00 €
Invalidi me dëmtim trupor prej 51- 60%	300.00 €
Invalidi me dëmtim trupor prej 41 -50%	285.00 €
Invalidi me dëmtim trupor prej 31- 40%	255.00 €
Invalidi me dëmtim trupor prej 20 -30%	180.00 €
Familjet e Viktimave dhe të Zhdukurve Civil	
Familja e Viktimës -të Zhdukurit Civil	168.75 €
Familja me dy Viktima - të Zhdukur	202.50 €
Familja me tre Viktima - të Zhdukur	219.38 €
Familja me katër Viktima - të Zhdukur	236.25 €
Familja me katër e më shumë Viktima -të Zhdukur	253.13 €
Invalidët Civil të Luftës	
Invalidi me dëmtim trupor mbi 80%	152.50 €
Invalidi me dëmtim trupor prej 61- 80%	136.25 €
Invalidi me dëmtim trupor prej 40- 60%	120.00 €
Invalidi me kujdestar	
Kujdestari per Invalidin me demtim trupor me mbi 80%	50.13 €
Familjet e Invalidëve Civil të Luftës pas vdekjes	
Invalidi me dëmtim trupor mbi 80%	123.25 €
Invalidi me dëmtim trupor prej 61- 80%	110.25 €
Invalidi me dëmtim trupor prej 40- 60%	97.25 €
Veteranet	
Veteranet Luftëtar	170.00 €
Familja e Veteranit pas vdekjes së Veteranit	119.00 €

Abandoned children⁶

Abandoned children without parental care is considered any child aged under 18 who is abandoned by parents who for various reasons do not or are not able to perform the duties, responsibilities and parental rights. Forms of protection for this category of children are: custody, family reunification, family housing, temporary institutional housing and adoption.

Housing of elderly persons without family care (HEWFC) in Prishtina and Community-Based Housing (CBH) – To earn the right to placement in HEWFC and CBH the applicant must meet the following basic criteria: to be permanent resident of the Republic of Kosovo, be over the age of 65, has no biological or adopted child (placement - housing is not precluded if the client has a married daughter), be in good mental condition, has no infectious diseases.

HEWFC and CBA offer the following services: food, clothing, health care, and work therapy and physiotherapy services.

Special Institute of Shtime and community based housing – Provide these services to residents: food, clothing, health care, work therapy, education and training, social treatment and physical therapy. The beneficiaries of these services are people with mental disabilities (delays in mental development), physical and combined and living alone, have members of the immediate family, but for various reasons, are prevented from providing care for member family in social need.

Scheme for material support for families of children with permanent special need / disability⁷

"Material support" is a benefit in the form of monthly financial amount or other form of paying with money that is administered from MFLT through the Department of Social and Family Policy for families with children with permanent special need.

"Children with permanent physical, mental and sensory form of disability" are considered children from birth to age 18, a resident in Kosovo, who are totally unable to perform daily life activities without the care of other person.

Material support for children with permanent disability is paid to the parent or guardian of the child.

Children with permanent disabilities are considered:

- a) motionless children (without motor skills),
- b) blind children, and
- c) children who because of the nature of the illness or permanent illnesses are not able to independently move themselves in the apartment, or in places they need to, nor the use of the respective contributions, are not able to feed themselves, dress and undress, to carry out physiological needs and also keep the necessary personal hygiene.

Monthly payment amount is 100€.

Social assistance scheme⁸

The social assistance scheme offers temporary financial assistance to families who are in poverty and are selected in accordance with the criteria provided in Law No. 04/L-096, based on article 8, paragraph 1, under paragraph 1.4 and paragraph 4 of Regulation (QRK) no. 04/2021.

2. The amount and method of calculating social assistance is determined according to the following criteria:

- 2.1 For the first (1) member of the family, a value of seventy (70) euros is determined;
- 2.2. For the second (2) member of the family, a value of twenty (20) euros is determined;
- 2.3. For each other member of the family, a value of ten (10) euros is determined; and
- 2.4. For each child member (under 18 years old) of the family, an allowance of ten (10) euros is determined, above the value calculated as a member of the family, according to point 2.1, 2.2 and 2.3.

⁶ Definition of abandoned children is taken in the Law on Family no.10/84.

⁷ Definition of material support for families of children with permanent disability is taken in Law no. 03 / L-022.

⁸ Definition for the social assistance scheme is taken from Law no.04 / L-096.

2. For the purposes of this Decision, all persons identified in Article 11, paragraph 6 of Administrative Instruction No. 15/2012 on the Calculation of the Monthly Amount of Social Assistance, as amended and supplemented by Administrative Instruction 04/2017.

3. Regardless of the number of family members and children, the maximum monthly amount that a family can benefit from is two hundred and fifty (€250) euros from the Social Assistance scheme.

Tab. 1: The number of families who have benefited from the social assistance scheme by municipality

Municipality	Month							
	January	February	March	April	May	June	July	August
Deçan	316	323	321	320	315	316	318	315
Gjakovë	1.054	1.051	1.064	1.076	1.071	1.080	1.072	1.071
Glllogovc	1.232	1.230	1.230	1.197	1.219	1.207	1.192	1.161
Gjilan	747	755	746	736	721	718	711	696
Dragash	426	423	405	413	395	387	384	376
Istog	363	369	364	366	366	374	371	368
Kaçanik	803	802	793	800	788	789	780	770
Klinë	921	925	931	934	938	938	907	886
Fushë Kosovë	941	941	946	954	954	964	958	954
Kamenicë	561	548	538	529	517	519	521	510
Mitrovicë	2.357	2.341	2.321	2.318	2.302	2.289	2.268	2.255
Leposaviq	376	374	378	377	383	377	365	334
Lipjan	1.368	1.317	1.330	1.340	1.320	1.318	1.304	1.280
Novobërdë	510	511	487	507	487	488	427	437
Obiliq	772	761	758	749	750	745	742	718
Rahovec	664	669	674	676	668	662	657	644
Pejë	1.055	1.066	1.073	1.079	1.080	1.079	1.067	1.063
Podujevë	963	957	953	959	937	935	929	914
Prishtinë	1.484	1.476	1.459	1.445	1.422	1.403	1.381	1.341
Prizren	783	778	768	772	758	758	760	736
Skenderaj	859	863	867	870	861	850	827	820
Shtime	368	367	353	352	350	351	352	342
Shtërpcë	278	278	264	262	257	259	242	240
Suharekë	503	498	493	487	479	483	473	457
Ferizaj	1.043	1.047	1.024	1.029	995	998	976	946
Viti	463	461	457	448	447	440	425	432
Vushtri	1.485	1.466	1.462	1.467	1.458	1.458	1.430	1.391
Zubin Potok	628	628	635	641	646	647	654	650
Zveçan	378	374	389	394	400	404	401	391
Malishevë	814	813	801	804	794	793	779	767
Junik	51	50	50	51	50	50	49	51
Mamushë	18	18	19	18	16	18	18	18
Hani i Elezit	128	128	132	132	129	131	129	124
Graçanicë	125	123	123	124	122	122	126	121
Ranillug	208	210	217	207	217	217	220	210
Partesh	59	49	49	54	53	55	54	48
Killokot	126	124	128	124	122	120	121	116
North Mitrovica	703	697	734	726	695	702	698	674
Total	25.933	25.811	25.736	25.737	25.482	25.444	25.088	24.627

Tab. 2: The number of family members who benefited from social assistance scheme by municipality

Municipality	Month							
	January	February	March	April	May	June	July	August
Deçan	1.220	1.264	1.235	1.254	1.232	1.239	1.245	1.229
Gjakovë	4.257	4.231	4.269	4.311	4.284	4.337	4.281	4.286
Glogovac	5.405	5.390	5.378	5.229	5.344	5.288	5.220	5.074
Gjilan	2.804	2.825	2.787	2.749	2.670	2.660	2.649	2.578
Dragash	1.412	1.394	1.324	1.340	1.260	1.228	1.219	1.177
Istog	1.546	1.578	1.564	1.584	1.571	1.606	1.585	1.570
Kaçanik	3.381	3.365	3.327	3.340	3.290	3.281	3.252	3.210
Klinë	3.834	3.826	3.830	3.844	3.842	3.843	3.707	3.619
Fushë Kosovë	4.031	4.028	4.026	4.049	4.048	4.077	4.053	4.053
Kamenicë	2.166	2.102	2.056	2.007	1.968	1.980	1.969	1.934
Mitrovicë	9.646	9.561	9.457	9.471	9.383	9.330	9.228	9.210
Leposaviq	857	869	870	854	864	847	804	760
Lipjan	5.867	5.696	5765	5.730	5.702	5.678	5.630	5.565
Novobërdë	1.660	1.673	1.614	1.677	1.616	1.626	1.392	1.445
Obiliq	3.203	3.151	3.149	3.111	3.108	3.083	3.086	2.989
Rahovec	2.774	2.797	2.813	2.825	2.790	2.775	2.756	2.696
Pejë	4.005	4.069	4.108	4.127	4.132	4.122	4.068	4.047
Podujevë	4.394	4.370	4.364	4.376	4.267	4.255	4.239	4.168
Prishtinë	5.734	5.701	5.624	5.563	5.475	5.394	5.292	5.137
Prizren	2.888	2.880	2.855	2.852	2.795	2.796	2.784	2.675
Skenderaj	3.797	3.818	3.838	3.842	3.795	3.749	3.648	3.627
Shtime	1.682	1.678	1.606	1.603	1.599	1.596	1.583	1.545
Shtërpcë	958	960	908	909	895	901	848	831
Suharekë	2.236	2.206	2.179	2.148	2.114	2.130	2.080	2.005
Ferizaj	4.273	4.268	4.179	4.172	4.016	4.025	3.945	3.813
Viti	2.002	1.995	1.958	1.921	1.927	1.898	1.817	1.871
Vushtrri	6.527	6.442	6.420	6.435	6.404	6.401	6.259	6.056
Zubin Potok	1.441	1.434	1.451	1.457	1.471	1.470	1.484	1.460
Zëçan	842	834	855	866	872	881	880	870
Malishevë	3.847	3.838	3.783	3.777	3.739	3.725	3.663	3.598
Junik	170	168	168	177	173	173	167	178
Mamushë	72	72	76	72	63	70	70	70
Hani i Elezit	532	527	543	546	536	544	537	514
Graçanicë	436	428	434	443	437	435	452	427
Ranillug	568	569	584	551	589	588	597	563
Partesh	183	145	146	165	162	169	165	150
Kllokot	423	417	439	419	408	402	402	382
North Mitrovica	1.772	1.764	1.874	1.850	1.767	1.793	1.776	1.742
Total	102.845	102.333	101.856	101.646	100.608	100.395	98.832	97.124

Tab. 3: Number of families who benefited from the social assistance scheme by category

Category	Month							
	January	February	March	April	May	June	July	August
	Families	Families	Families	Families	Families	Families	Families	Families
1	18.589	18.501	18.490	18.509	18.386	18.401	18.236	17.890
2	7.344	7.310	7.246	7.228	7.096	7.043	6.852	6.737
Total	25.933	25.811	25.736	25.737	25.482	25.444	25.088	24.627

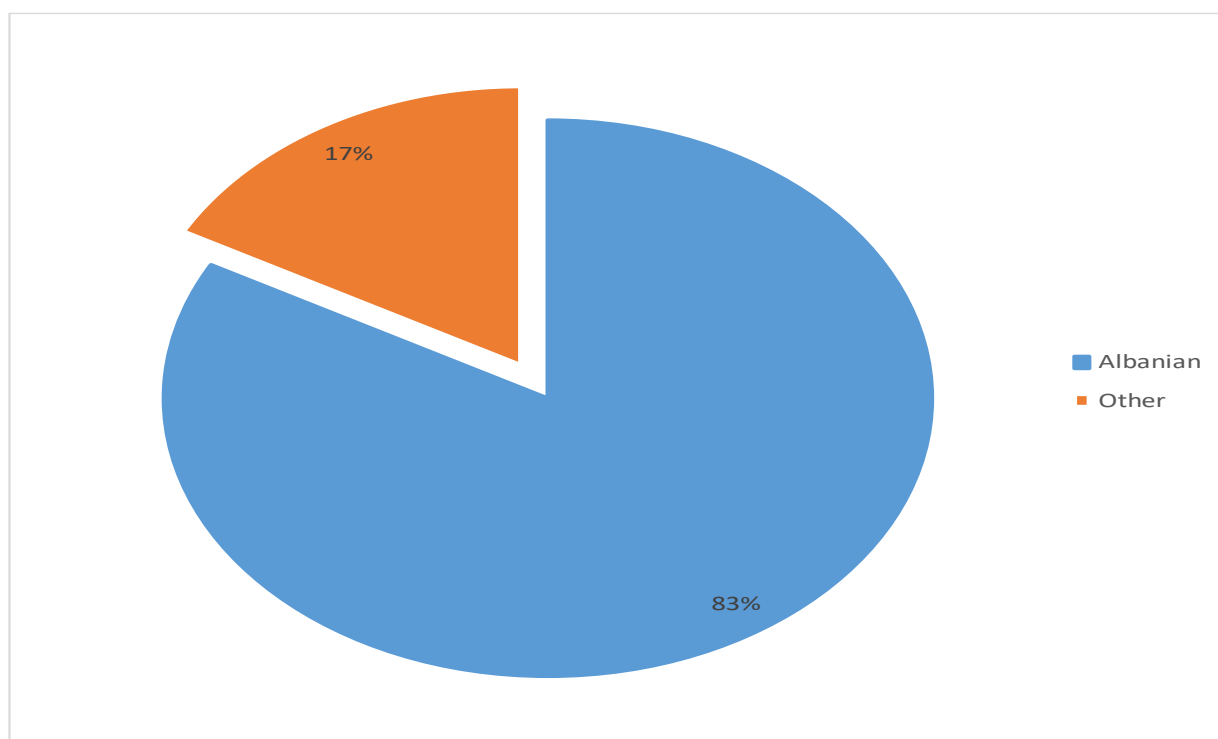
Tab. 4: Basic age pensions by municipality

Municipality	Month							
	January	February	March	April	May	June	July	August
Deçan	3.550	3.540	3.539	3.547	3.564	3.577	3.598	2.872
Gjakovë	7.093	7.111	7.128	7.168	7.254	7.312	7.359	6.135
Glogovc	3.251	3.258	3.264	3.259	3.269	3.282	3.305	2.547
Gjilan	9607	9.613	9.614	9.679	9.748	9.826	9.863	8.703
Dragash	4.954	4.953	4.967	4.995	5.041	5.066	5.096	4.408
Istog	4.682	4.665	4.655	4.612	4.624	4.653	4.649	3.525
Kaçanik	2.249	2.254	2.270	2.278	2.301	2.326	2.338	1.755
Klinë	3.652	3.654	3.638	3.623	3.639	3.624	3.631	2.866
Fushë Kosovë	2.562	2.587	2.593	2.618	2.635	2.674	2.689	2.168
Kamenicë	4.406	4.404	4.384	4.397	4.436	4.456	4.465	3.821
Mitrovicë	8.110	8.150	8.182	8.253	8.312	8.373	8.459	6.692
Leposaviq	3.810	3.810	3.805	3.813	3.825	3.810	3.832	3.245
Lipjan	4.932	4.946	4.951	4.974	5.007	5.051	5.071	4.046
Novobërdë	592	587	579	584	582	583	584	499
Obiliq	1.585	1.590	1.589	1.596	1.608	1.621	1.634	1.378
Rahovec	4.098	4.101	4.105	4.129	4.132	4.182	4.186	3.191
Pejë	8.738	8.554	8.504	8.470	8.533	8.603	8.663	7.036
Podujevë	5.711	5.723	5.742	5.778	5.810	5.848	5.880	4.926
Prishtinë	15.380	15.493	15.537	15.671	15.790	15.972	16.141	13.770
Prizren	13.012	13.026	13.083	13.139	13.238	13.362	13.439	11.341
Skenderaj	3.459	3.460	3.470	3.492	3.521	3.536	3.560	3.084
Shtime	1.888	1.887	1.891	1.898	1.920	1.937	1.952	1.700
Shtërpcë	2.349	2.344	2.334	2.330	2.338	2.335	2.334	2.032
Suharekë	4.623	4.617	4.631	4.651	4.671	4.702	4.725	4.174
Ferizaj	8.223	8.238	8.269	8.302	8.360	8.464	8.529	7.155
Viti	4.030	4.028	4.019	4.043	4.051	4.094	4.113	3.328
Vushtri	4.766	4.788	4.808	4.838	4.885	4.923	4.954	4.055
Zubin Potok	1.309	1.317	1.324	1.321	1.329	1.328	1.346	929
Zveçan	1.532	1.541	1.539	1.545	1.545	1.531	1.533	1.053
Malishevë	3.390	3.381	3.380	3.386	3.414	3.436	3.454	2.752
Junik	-	-	-	-	-	-	-	-
Mamushë	-	-	-	-	-	-	-	-
Hani i Elezit	399	400	402	407	412	423	430	329
Graçanicë	-	-	-	-	-	-	-	-
Ranillug	-	-	-	-	-	-	-	-
Partesh	-	-	-	-	-	-	-	-
Killokot	-	-	-	-	-	-	-	-
North Mitrovica	-	-	-	-	-	-	-	-
Total	147.942	148.020	148.196	148.796	149.794	150.910	151.812	125.515

Clarification: In the month of August, a significant number of basic pension beneficiaries were removed from the list because they were not notified in the relevant offices.

Tab. 5: Basic age pensions by nationality and gender

Month	Albanian		Other ¹⁰		Total		Total
	Male	Female	Male	Female	Male	Female	
January	40.353	80.524	12.316	14.749	52.669	95.273	147.942
February	40.514	80.628	12.235	14.643	52.749	95.271	148.020
March	40.667	80.783	12.171	14.575	52.838	95.358	148.196
April	41.009	81.106	12.141	14.540	53.150	95.646	148.796
May	41.468	81.583	12.167	14.576	53.635	96.159	149.794
June	41.992	82.228	12.161	14.529	54.153	96.757	150.910
July	42.377	82.685	12.194	14.556	54.571	97.241	151.812
August	36.101	68.033	9.795	11.586	45.896	79.619	125.515

Fig. 1: Basic age pensions by nationality in percentage

¹⁰ In Other are included the number of Serbs and other non-Albanian nationals living in Kosovo and benefiting from the basic age pension.

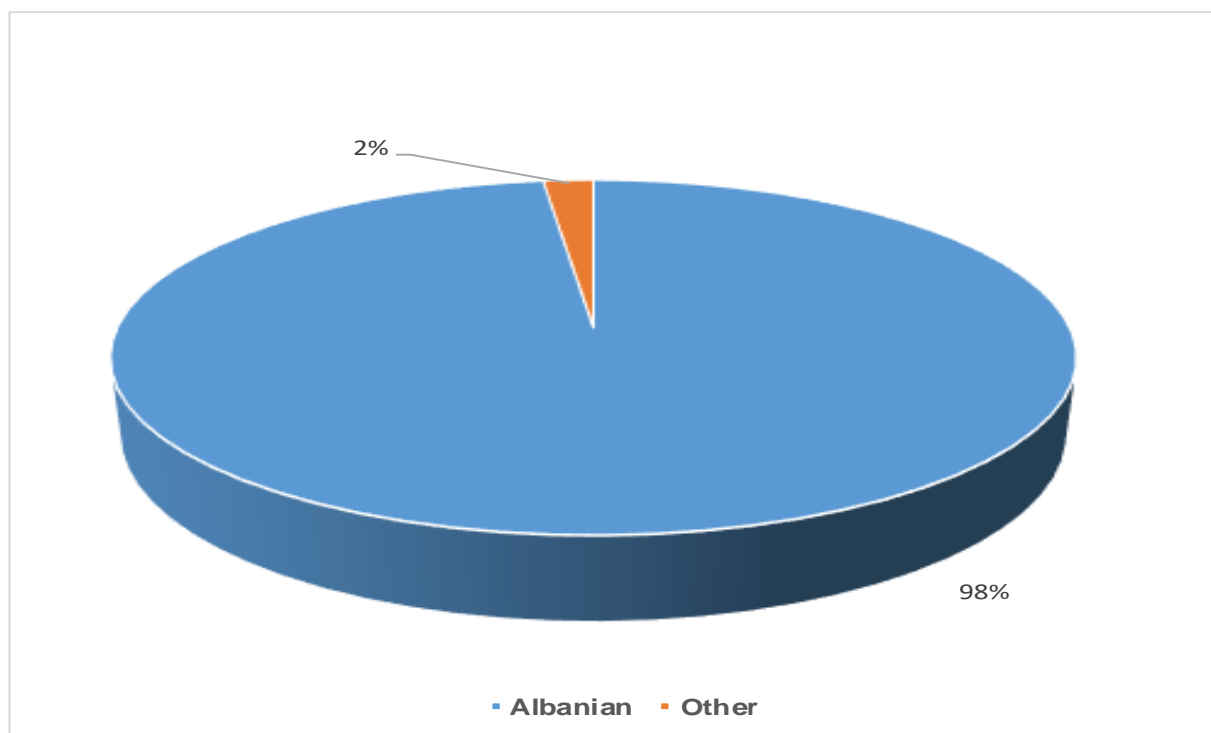
Tab. 6: Age contribution-payer pensions by municipality

Municipality	Month							
	January	February	March	April	May	June	July	August
Deçan	709	711	706	708	712	715	715	640
Gjakovë	3.970	3.981	3.993	4.009	4.031	4.049	4.062	3.720
Glllogovc	1.187	1.187	1.191	1.192	1.196	1.201	1.205	1.039
Gjilan	2140	2.135	2.145	2.154	2.180	2.195	2.202	2.005
Dragash	630	634	634	638	639	645	643	551
Istog	756	755	759	760	756	758	757	683
Kaçanik	826	827	820	824	825	831	835	715
Klinë	666	665	662	662	665	667	670	588
Fushë Kosovë	1.189	1.185	1.187	1.196	1.202	1.207	1.208	1.054
Kamenicë	590	590	591	593	597	604	604	545
Mitrovicë	3.604	3.602	3.605	3.596	3.597	3.618	3.620	3.340
Leposaviq	12	12	12	13	13	13	13	12
Lipjan	1.299	1.292	1.292	1.290	1.294	1.304	1.308	1.183
Novobërdë	37	36	36	35	35	36	36	32
Obiliq	727	730	732	733	734	740	744	660
Rahovec	784	786	786	785	791	793	796	649
Pejë	3.777	3.784	3.770	3.782	3.788	3.801	3.812	3.396
Podujevë	1.816	1.817	1.818	1.812	1.812	1.822	1.819	1.629
Prishtinë	10.281	10.280	10.281	10.300	10.307	10.346	10.353	9.444
Prizren	5.365	5.372	5.373	5.381	5.395	5.420	5.441	5.022
Skenderaj	996	995	996	994	994	997	1.000	915
Shtime	401	403	402	409	411	415	417	381
Shtërpcë	41	41	40	41	41	41	40	29
Suharekë	1.253	1.254	1.257	1.264	1.275	1.281	1.285	1.189
Ferizaj	2.847	2.854	2.850	2.857	2.854	2.862	2.865	2.619
Viti	632	631	631	636	640	643	647	566
Vushtrri	2.437	2.441	2.443	2.443	2.446	2.457	2.458	2.207
Zubin Potok	39	39	39	41	41	41	41	38
Zveçan	17	17	17	17	17	17	17	17
Malishevë	491	490	491	489	485	484	485	415
Junik	-	-	-	-	-	-	-	-
Mamushë	-	-	-	-	-	-	-	-
Hani i Elezit	200	200	198	198	202	204	205	179
Graçanicë	-	-	-	-	-	-	-	-
Ranillug	-	-	-	-	-	-	-	-
Partesh	-	-	-	-	-	-	-	-
Klllokot	-	-	-	-	-	-	-	-
North Mitrovica	-	-	-	-	-	-	-	-
Total	49.719	49.746	49.757	49.852	49.975	50.207	50.303	45.462

Clarification: In the month of August, a significant number of contributory pension beneficiaries were removed from the list because they were not notified in the relevant offices.

Tab. 7: Age contribution-payer pensions by nationality and gender

Month	Albanian		Other ¹¹		Total		Total
	Male	Female	Male	Female	Male	Female	
January	40.047	8.684	808	180	40.855	8.864	49.719
February	40.037	8.714	813	182	40.850	8.896	49.746
March	39.999	8.769	804	185	40.803	8.954	49.757
April	40.030	8.831	805	186	40.835	9.017	49.852
May	40.087	8.899	803	186	40.890	9.085	49.975
June	40.228	8.985	807	187	41.035	9.172	50.207
July	40.287	9.023	806	187	41.093	9.210	50.303
August	36.275	8.293	724	170	36.999	8.463	45.462

Fig. 2: Age contribution-payer pensions by nationality in percentage

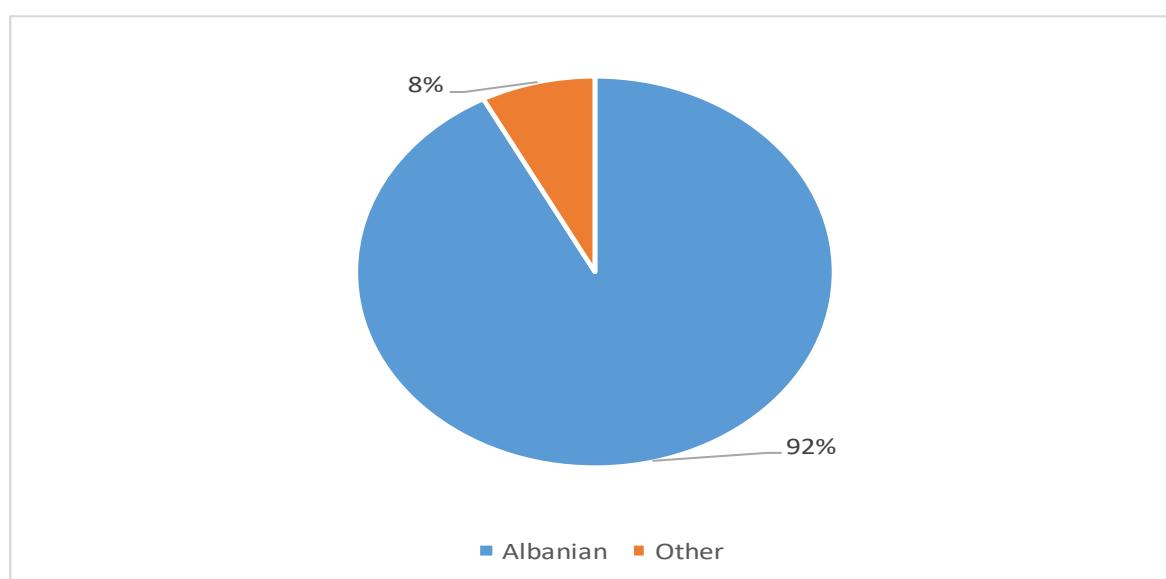
¹¹ In Other are included the number of Serbs and other non-Albanian nationals living in Kosovo and who benefit from age contribution-payer pensions.

Tab. 8: Pensions of persons with special needs / disabilities by municipality

Municipality	Month							
	January	February	March	April	May	June	July	August
Deçan	303	291	290	292	299	316	326	337
Gjakovë	1.036	1.027	1.038	1.114	1.074	1.106	1.132	1.191
Gllgovc	422	413	417	422	418	425	432	437
Gjilan	1.076	1.114	1.114	1.165	1.138	1.187	1.197	1.196
Dragash	315	309	311	333	326	338	340	347
Istog	415	412	405	406	398	398	397	405
Kaçanik	321	320	320	342	339	343	344	361
Klinë	378	372	369	377	370	381	375	385
Fushë Kosovë	367	362	356	371	365	366	369	375
Kamenicë	343	347	347	377	371	390	389	391
Mitrovicë	1.277	1.306	1.244	1.319	1.324	1.317	1.330	1.384
Leposaviq	118	115	100	109	106	101	107	105
Lipjan	629	627	636	658	658	667	680	690
Novobërdë	32	33	32	34	32	33	34	36
Obiliq	177	184	192	198	188	190	188	193
Rahovec	489	487	474	496	487	491	494	497
Pejë	952	926	914	951	987	1.009	1.012	1.040
Podujevë	921	911	908	929	914	931	946	951
Prishtinë	1.811	1.817	1.821	1.879	1.875	1.879	1.912	1.963
Prizren	1.831	1.821	1.789	1.830	1.778	1.809	1.832	1.867
Skenderaj	549	571	563	588	590	597	599	609
Shtime	216	207	211	231	230	231	232	246
Shtërpcë	87	90	91	87	86	84	83	85
Suharek	606	606	596	632	631	633	635	644
Ferizaj	1.090	1.092	1.103	1.117	1.110	1.117	1.148	1.212
Viti	395	407	419	444	441	454	465	463
Vushtrri	1.013	1.036	1.009	1.026	1.037	1.063	1.081	1.107
Zubin Potok	20	28	27	28	28	27	28	30
Zveçan	5	6	4	6	6	6	7	9
Malishev	466	450	438	442	427	422	419	421
Junik	-	-	-	-	-	-	-	-
Mamushë	-	-	-	-	-	-	-	-
Hani i Elezit	47	50	46	47	48	51	52	57
Graçanicë	-	-	-	-	-	-	-	-
Ranillug	-	-	-	-	-	-	-	-
Partesh	-	-	-	-	-	-	-	-
Kllokot	-	-	-	-	-	-	-	-
North Mitrovica	-	-	-	-	-	-	-	-
Total	17.707	17.737	17.584	18.250	18.081	18.362	18.585	19.034

Tab. 9: Pensions of persons with special needs by nationality and gender

Month	Albanian		Other ¹²		Total		Total
	Male	Female	Male	Female	Male	Female	
January	7.884	8.427	736	660	8.620	9.087	17.707
February	7.885	8.441	754	657	8.639	9.098	17.737
March	7.850	8.360	734	640	8.584	9.000	17.584
April	8.122	8.687	760	681	8.882	9.368	18.250
May	8.043	8.609	751	678	8.794	9.287	18.081
June	8.195	8.736	747	684	8.942	9.420	18.362
July	8.278	8.884	739	684	9.017	9.568	18.585
August	8.453	9.112	756	713	9.209	9.825	19.034

Fig. 3: Pensions of persons with special needs by nationality in (%)

¹² In Other are included the number of Serbs and other non-Albanian nationals living in Kosovo and benefiting from the pension of persons with disabilities.

Tab. 10: Pensions scheme for families with children with special needs / disabilities by municipality, age (0-18)

Municipality	Month							
	January	February	March	April	May	June	July	August
Deçan	44	44	47	47	47	47	52	52
Gjakovë	123	122	134	134	134	133	141	139
Gllogovc	85	84	100	100	99	98	105	104
Gjilan	141	141	150	147	145	143	150	147
Dragash	27	27	27	27	27	27	30	30
Istog	51	51	52	52	52	52	56	56
Kaçanik	48	48	52	51	51	51	57	57
Klinë	50	50	56	55	55	55	61	61
Fushë Kosovë	98	96	110	111	110	109	117	119
Kamenicë	32	32	33	31	31	28	35	34
Mitrovicë	135	134	153	151	151	151	171	172
Leposaviq	18	17	19	17	17	17	19	19
Lipjan	101	102	114	112	111	110	116	116
Novobërdë	21	21	21	21	21	20	19	18
Obiliq	36	35	41	41	41	41	45	45
Rahovec	55	54	61	61	61	60	64	63
Pejë	101	101	107	106	106	104	112	112
Podujevë	104	103	117	116	116	114	116	114
Prishtinë	345	340	367	364	362	357	383	379
Prizren	195	190	209	207	206	201	221	219
Skenderaj	82	82	89	86	86	86	91	91
Shtime	32	31	32	32	32	31	34	34
Shtërpcë	17	16	16	16	16	15	15	14
Suharek	58	57	70	69	68	66	70	71
Ferizaj	117	118	126	126	127	128	140	139
Viti	46	46	50	50	50	49	53	53
Vushtrri	116	116	139	138	137	135	143	141
Zubin Potok	12	12	12	12	12	12	12	12
Zvecan	6	6	6	6	6	6	8	8
Malishevë	68	68	82	81	80	78	79	78
Junik	-	-	-	-	-	-	-	-
Mamusha	6	6	6	6	6	6	6	7
Hani i Elezit	12	12	14	14	15	15	18	18
Graçanicë	26	26	27	27	27	27	29	29
Ranillug	2	2	2	2	2	1	1	1
Partesh	3	3	3	3	3	3	3	3
Kllokot	7	7	7	7	7	7	7	7
North Mitrovica	31	31	31	31	31	29	32	32
Total	2.451	2.431	2.682	2.657	2.648	2.612	2.811	2.794

Tab. 11: Family pensions by municipality

Municipality	Month							
	January	February	March	April	May	June	July	August
Deçan	32	32	31	28	28	29	27	26
Gjakovë	308	306	306	298	293	293	291	287
Glogoc	94	94	94	94	94	95	95	96
Gjilan	163	163	156	154	153	153	150	148
Dragash	19	21	21	21	20	20	20	20
Istog	57	56	55	55	57	58	57	57
Kacanik	128	129	128	124	122	117	117	117
Kline	48	47	45	46	45	45	43	44
Fushë Kosovë	81	80	80	80	79	77	76	75
Kamenicë	43	42	42	42	42	41	41	41
Mitrovicë	287	290	289	287	279	280	277	275
Leposaviq	1	1	1	1	1	1	1	1
Lipjan	99	97	96	97	96	96	97	95
Novobërdë	1	1	1	1	1	1	1	1
Obiliq	66	67	68	69	69	69	69	70
Rahovec	92	94	93	90	88	87	84	84
Pejë	273	271	269	265	260	264	262	261
Podujevë	153	153	151	149	148	147	147	150
Prishtinë	462	460	457	450	438	433	428	421
Prizren	429	421	418	411	407	399	396	395
Skenderaj	54	54	52	51	50	50	49	49
Shtime	29	29	27	26	26	25	25	25
Shtërpce	4	4	4	4	4	4	4	4
Suharekë	100	103	101	102	99	99	99	98
Ferizaj	171	168	167	164	162	160	161	161
Viti	44	45	45	44	43	42	41	41
Vushtrri	229	228	232	230	221	228	230	228
Zubin Potok	3	3	3	3	3	3	3	3
Zvečan	-	-	-	-	-	-	-	-
Malishevë	46	46	44	44	43	44	43	44
Junik	-	-	-	-	-	-	-	-
Mamusha	-	-	-	-	-	-	-	-
Hani i Elezit	-	-	-	-	-	-	-	-
Graçanicë	1	1	1	1	1	1	1	1
Ranillug	-	-	-	-	-	-	-	-
Partesh	-	-	-	-	-	-	-	-
Kllokot	-	-	-	-	-	-	-	-
North Mitrovica	-	-	-	-	-	-	-	-
Total	3.517	3.506	3.477	3.431	3.372	3.361	3.335	3.318

Tab. 12: Work disability pensions by municipality

Municipality	Month							
	January	February	March	April	May	June	July	August
Deçan	-	-	-	-	-	-	-	-
Gjakovë	9	9	9	9	9	9	9	7
Glllogovc	4	4	4	3	3	3	3	3
Gjilan	3	3	2	2	2	2	2	2
Dragash	1	1	1	1	1	1	1	1
Istog	1	1	1	1	1	1	1	1
Kaçanik	2	2	2	2	2	2	2	2
Kline	-	-	-	-	-	-	-	-
Fushë Kosovë	1	1	1	1	1	1	1	1
Kamenicë	-	-	-	-	-	-	-	-
Mitrovicë	4	4	4	4	3	3	3	3
Leposaviq	-	-	-	-	-	-	-	-
Lipjan	-	-	-	-	-	-	-	-
Novobërdë	-	-	-	-	-	-	-	-
Obiliq	-	-	-	-	-	-	-	-
Rahovec	1	1	1	1	1	1	1	1
Pejë	2	2	2	2	2	2	1	1
Podujevë	5	5	5	5	5	5	5	5
Prishtinë	7	7	7	7	7	7	7	7
Prizren	17	18	18	18	16	16	16	16
Skenderaj	-	-	-	-	-	-	-	-
Shtime	-	-	-	-	-	-	-	-
Shtërpce	-	-	-	-	-	-	-	-
Suharekë	3	3	3	3	3	3	3	3
Ferizaj	3	3	3	2	2	2	2	2
Viti	-	-	-	-	-	-	-	-
Vushtri	5	5	5	5	5	5	5	5
Zubin Potok	-	-	-	-	-	-	-	-
Zvecan	-	-	-	-	-	-	-	-
Malishevë	-	-	-	1	1	1	1	1
Junik	-	-	-	-	-	-	-	-
Mamusha	-	-	-	-	-	-	-	-
Hani i Elezit	-	-	-	-	-	-	-	-
Graçanicë	-	-	-	-	-	-	-	-
Ranillug	-	-	-	-	-	-	-	-
Partesh	-	-	-	-	-	-	-	-
Klllokot	-	-	-	-	-	-	-	-
North Mitrovica	-	-	-	-	-	-	-	-
Total	68	69	68	67	64	64	63	61

Tab. 13: Pensions for paraplegic and tetraplegic persons by municipality

Municipality	Month							
	January	February	March	April	May	June	July	August
Decan	55	55	55	55	44	48	50	50
Gjakovë	141	140	148	147	117	117	132	124
Glogovac	95	96	97	96	84	99	79	79
Gjilan	139	139	141	140	123	146	132	118
Dragash	60	62	63	63	55	56	52	55
Istog	72	72	73	72	57	68	66	59
Kaçanik	74	74	78	79	64	77	71	63
Kline	54	54	54	52	47	51	46	44
Fushë Kosovë	62	63	65	64	55	66	63	63
Kamenicë	48	48	51	49	44	54	51	49
Mitrovicë	140	140	138	138	91	126	123	119
Leposaviq	6	5	5	5	5	6	7	7
Lipjan	89	88	89	88	81	88	83	85
Novobërdë	7	7	7	7	6	8	7	6
Obiliq	42	42	42	43	42	44	44	43
Rahovec	69	69	70	70	67	73	72	66
Pejë	177	177	174	183	128	168	173	174
Podujevë	144	143	147	148	127	148	137	138
Prishtinë	306	305	315	310	271	308	291	299
Prizren	294	305	310	311	248	294	290	307
Skenderaj	90	90	91	93	73	89	88	82
Shtime	34	34	34	33	28	29	27	24
Shtërpce	14	14	14	14	13	14	14	14
Suharekë	76	78	78	77	65	70	71	74
Ferizaj	123	123	127	128	92	122	116	110
Viti	60	60	64	64	59	66	62	61
Vushtrri	114	111	107	111	92	107	94	87
Zubin Potok	3	3	3	3	3	1	-	-
Zvecan	2	2	2	2	2	3	3	3
Malishevë	81	84	84	84	80	84	83	78
Junik	-	-	-	-	-	-	-	-
Mamusha	-	-	-	-	-	-	-	-
Hani i Elezit	-	-	-	-	-	-	-	-
Graçanicë	14	14	15	14	14	16	16	16
Ranillug	-	-	-	-	-	-	-	-
Partesh	-	-	-	-	-	-	-	-
Klllokot	-	-	-	-	-	-	-	-
North Mitrovica	-	-	-	-	-	-	-	-
Total	2.685	2.697	2.741	2.743	2.277	2.646	2.543	2.497

Tab. 14: Scheme for compensation of Education employees for the years 90/91 until the school year 98/99 by municipality

Municipality	Month							
	January	February	March	April	May	June	July	August
Deçan	392	390	389	389	390	393	397	399
Gjakovë	845	855	857	861	866	868	871	870
Glllogovc	435	440	442	444	446	447	445	443
Gjilan	664	671	677	680	683	694	691	692
Dragash	140	141	141	142	142	144	144	146
Istog	236	238	239	239	243	245	249	251
Kaçanik	226	229	229	230	228	232	234	234
Klinë	271	269	270	269	273	275	281	283
Fushë Kosovë	192	196	197	201	204	206	207	206
Kamenicë	191	191	193	193	192	198	198	199
Mitrovicë	658	656	662	665	667	672	676	677
Leposaviq	3	3	3	3	3	3	3	3
Lipjan	391	395	397	398	404	412	414	414
Novobërdë	8	8	7	8	9	9	9	9
Obiliq	94	96	97	99	99	98	99	99
Rahovec	207	210	211	213	214	214	214	214
Pejë	807	808	810	810	818	826	837	838
Podujevë	552	562	562	565	566	571	576	575
Prishtinë	2.164	2.180	2.186	2.198	2.210	2.220	2.233	2.230
Prizren	752	757	767	775	783	791	798	800
Skenderaj	416	417	418	422	421	427	430	433
Shtime	184	186	188	192	192	196	198	199
Shtërpcë	20	20	20	21	21	21	21	21
Suharekë	360	363	365	369	371	374	378	380
Ferizaj	828	838	840	845	843	858	861	864
Viti	303	305	307	313	312	313	317	321
Vushtrri	545	550	551	552	553	552	553	559
Zubin Potok	8	8	8	9	9	9	9	9
Zveçan	3	3	3	3	3	3	3	3
Malishevë	297	300	301	304	304	308	310	310
Junik	-	-	-	-	-	-	-	-
Mamushë	-	-	-	-	-	-	-	-
Hani i Elezit	-	-	-	-	-	-	-	-
Graçanicë	5	5	5	5	5	5	5	5
Ranillug	-	-	-	-	-	-	-	-
Partesh	-	-	-	-	-	-	-	-
Kllokot	-	-	-	-	-	-	-	-
North Mitrovica	-	-	-	-	-	-	-	-
Total	12.197	12.290	12.342	12.417	12.474	12.584	12.661	12.686

Tab. 15: Pension scheme for families of war martyrs and invalids by municipality

Municipality	Month							
	January	February	March	April	May	June	July	August
Deçan	624	622	622	621	620	620	618	616
Gjakovë	1.114	1.114	1.113	1.107	1.107	1.100	1.098	1.099
Glllogovc	1.327	1.325	1.324	1.327	1.325	1.325	1.323	1.316
Gjilan	226	224	224	224	224	224	223	223
Dragash	48	47	47	47	47	47	47	47
Istog	251	251	251	251	251	251	251	251
Kaçanik	249	248	247	245	245	245	246	246
Klinë	517	517	517	519	519	517	516	516
Fushë Kosovë	202	202	203	204	203	204	206	207
Kamenicë	76	76	76	76	76	76	76	76
Mitrovicë	574	573	571	569	568	566	566	566
Leposaviq	4	4	4	4	4	4	4	4
Lipjan	272	270	270	269	269	268	267	267
Novobërdë	2	2	2	2	2	2	2	2
Obiliq	131	131	130	129	129	129	128	128
Rahovec	625	624	625	622	622	620	618	616
Pejë	757	758	758	756	755	751	750	748
Podujevë	970	970	968	967	965	963	961	959
Prishtinë	1.139	1.134	1.136	1.136	1.136	1.139	1.137	1.135
Prizren	683	682	681	681	679	678	677	675
Skenderaj	1.211	1.209	1.207	1.204	1.202	1.199	1.198	1.196
Shtime	206	206	206	206	206	206	206	206
Shtërpcë	23	23	23	23	23	23	23	23
Suharekë	561	559	557	557	557	555	553	553
Ferizaj	267	266	266	267	265	265	265	265
Viti	90	90	89	89	90	90	90	90
Vushtrri	518	517	517	516	516	514	513	513
Zubin Potok	6	6	6	6	6	6	6	6
Zveçan	2	2	2	2	2	2	2	2
Malishevë	366	365	364	364	365	365	364	364
Junik	106	106	106	106	106	106	106	106
Mamushe	9	9	9	9	9	9	9	9
Hani I Elezit	33	33	33	33	33	33	33	33
Graçanica	-	-	-	-	-	-	-	-
Ranillug	1	1	1	1	1	1	1	1
Partesh	1	1	1	1	1	1	1	1
Klllokot	-	-	-	-	-	-	-	-
North Mitrovica	2	2	2	2	2	2	2	2
Outside Kosovo	82	81	81	83	83	84	84	85
Total	13.275	13.250	13.239	13.225	13.213	13.190	13.170	13.152

Tab. 16: Pension scheme for families of martyrs and war invalids by age

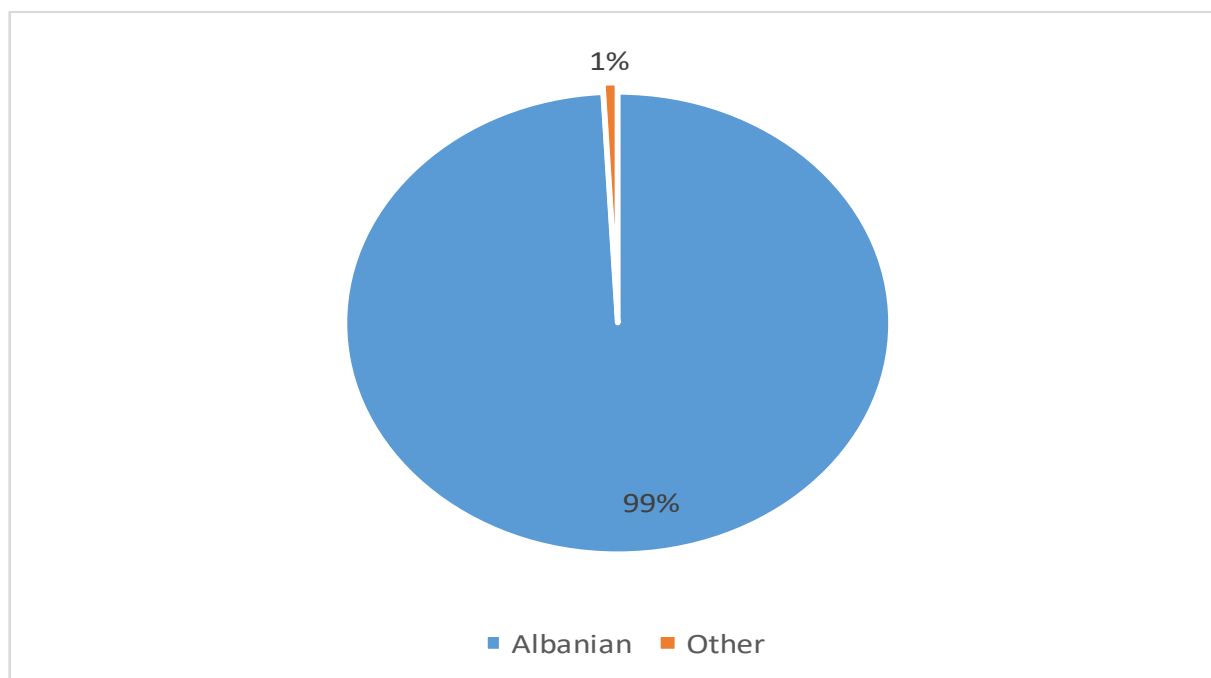
Month	Age							Total
	< 18	18 -25	26 - 35	36 - 45	46 - 55	56 - 65	65>	
January	-	179	304	1.780	3.800	3.315	3.897	13.275
February	-	179	306	1.768	3.796	3.318	3.883	13.250
March	-	177	305	1.743	3.786	3.333	3.895	13.239
April	-	171	308	1.718	3.780	3.343	3.905	13.225
May	-	165	309	1.684	3.773	3.355	3.927	13.213
June	-	158	307	1.640	3.773	3.359	3.953	13.190
July	-	152	309	1.625	3.767	3.368	3.949	13.170
August	-	148	303	1.606	3.771	3.379	3.945	13.152

Tab. 17: Pension scheme for families of martyrs and war invalids by category

Category	Month							
	January	February	March	April	May	June	July	August
Families of martyrs of the KLA	2.252	2.247	2.243	2.240	2.237	2.233	2.229	2.224
Families of civilian invalids after death	113	112	112	110	109	109	109	109
Families of invalids of KLA after death	254	254	254	256	257	258	259	258
Families of missing civilians	312	312	312	312	311	308	308	308
Families of missing of the KLA	18	18	18	18	18	18	18	18
Families of civilian victims	3.732	3.724	3.724	3.712	3.705	3.695	3.684	3.677
Civilian invalids of war	1.778	1.773	1.771	1.769	1.767	1.764	1.762	1.760
Invalids of the KLA	4.701	4.693	4.688	4.692	4.691	4.688	4.684	4.682
Custodians for civilian invalids	33	34	34	34	35	34	34	34
Custodians for invalids of the KLA	82	83	83	82	83	83	83	82
Total	13.275	13.250	13.239	13.225	13.213	13.190	13.170	13.152

Tab. 18: Pension scheme for families of martyrs and war invalids by nationality and gender

Month	Albanian		Other ¹³		Total		Total
	Male	Female	Male	Female	Male	Female	
January	6.537	6.625	19	94	6.556	6.719	13.275
February	6.523	6.614	19	94	6.542	6.708	13.250
March	6.516	6.610	19	94	6.535	6.704	13.239
April	6.518	6.594	19	94	6.537	6.688	13.225
May	6.513	6.588	19	93	6.532	6.681	13.213
June	6.503	6.575	19	93	6.522	6.668	13.190
July	6.491	6.567	19	93	6.510	6.660	13.170
August	6.486	6.554	19	93	6.505	6.647	13.152

Fig. 4: Pension scheme for families of martyrs and war invalids by nationality in %

¹³ In others are included the number of K-Serbs and other non-Albanian nationals living in Kosovo who benefit from the pension scheme of families of martyrs and war invalids.

Tab. 19: Pension scheme for war veterans by municipality

Municipality	Month							
	January	February	March	April	May	June	July	August
Deçan	4.062	4.071	4.074	4.074	4.065	4.055	4.052	4.052
Gjakovë	3.374	3.390	3.375	3.384	3.375	3.366	3.347	3.354
Glogovac	1.700	1.718	1.722	1.697	1.707	1.692	1.690	1.693
Gjilan	1.962	1.964	1.962	1.961	1.960	1.955	1.953	1.950
Dragash	266	270	271	272	275	272	272	272
Istog	828	829	827	830	827	824	824	823
Kaçanik	893	899	900	899	897	898	898	896
Klinë	1.708	1.715	1.713	1.714	1.708	1.709	1.709	1.710
Fushë Kosovë	244	247	247	241	244	242	242	242
Kamenicë	263	265	264	263	264	264	263	263
Mitrovicë	576	578	586	574	574	576	577	579
Leposaviq	4	4	4	4	4	4	4	4
Lipjan	557	561	566	562	561	562	562	562
Novobërdë	18	18	18	18	19	18	18	18
Obiliq	159	161	161	159	162	162	163	163
Rahovec	1.658	1.662	1.660	1.663	1.664	1.657	1.657	1.657
Pejë	3.667	3.685	3.680	3.672	3.664	3.667	3.665	3.660
Podujevë	1.984	1.985	1.987	1.984	1.982	1.981	1.981	1.979
Prishtinë	2.805	2.837	2.830	2.788	2.794	2.785	2.758	2.764
Prizren	2.084	2.087	2.087	2.080	2.090	2.078	2.073	2.074
Skenderaj	2.626	2.638	2.637	2.622	2.630	2.622	2.615	2.615
Shtime	577	580	579	577	579	577	579	578
Shtërpcë	55	55	55	55	55	55	55	55
Suharekë	1.625	1.633	1.632	1.625	1.626	1.624	1.626	1.626
Ferizaj	910	912	913	914	914	910	909	908
Viti	322	323	323	323	323	324	323	323
Vushtrri	633	634	639	639	634	634	632	635
Zubin Potok	1	1	1	1	1	1	1	1
Zveçan	3	3	3	3	3	3	3	3
Malishevë	346	348	348	349	352	350	352	354
Junik	415	425	423	419	419	419	418	418
Mamushe	1	1	1	1	1	1	1	1
Hani i Elezit	288	289	289	289	290	287	288	288
Graçanica	1	1	1	1	1	1	1	1
Ranillug	-	-	-	-	-	-	-	-
Partesh	-	-	-	-	-	-	-	-
Kllokot	2	2	2	2	2	2	2	2
North Mitrovica	-	-	-	-	-	-	-	-
Outside Kosovo	224	224	226	240	241	242	237	238
Total	36.841	37.015	37.006	36.899	36.907	36.819	36.750	36.761

¹⁴ The number of veterans moves, as the right to request the application is not terminated in the right of the beneficiary to continuously apply. After the death of the veteran, the pension is transferred to the spouse or to the children under the age of 18.

Tab. 20: Pension scheme for war veterans by age

Month	Age							Total
	< 18	18 -25	26 - 35	36 - 45	46 - 55	56 - 65	65>	
January	-	18	12	10.130	15.212	8.179	3.290	36.841
February	-	19	13	10.108	15.348	8.221	3.306	37.015
March	-	19	12	9.955	15.393	8.290	3.337	37.006
April	-	19	12	9.755	15.419	8.292	3.402	36.899
May	-	20	11	9.575	15.489	8.360	3.452	36.907
June	-	20	9	9.306	15.529	8.425	3.530	36.819
July	-	20	9	9.201	15.550	8.423	3.547	36.750
August	-	20	9	9.066	15.633	8.469	3.564	36.761

Tab. 21: Pension scheme for war veterans by category

Category	Month							
	January	February	March	April	May	June	July	August
Veteran of the KLA	34.597	34.762	34.746	34.648	34.646	34.552	34.482	34.493
Family of KLA veteran after death	2.244	2.253	2.260	2.251	2.261	2.267	2.268	2.268
Total	36.841	37.015	37.006	36.899	36.907	36.819	36.750	36.761

Tab. 22: Pension scheme for war veterans by nationality and gender

Month	Albanian		Other ¹⁵		Total		Total
	Male	Female	Male	Female	Male	Female	
January	33.675	3.159	6	1	33.681	3.160	36.841
February	33.833	3.175	6	1	33.839	3.176	37.015
March	33.819	3.180	6	1	33.825	3.181	37.006
April	33.718	3.174	6	1	33.724	3.175	36.899
May	33.714	3.186	6	1	33.720	3.187	36.907
June	33.621	3.191	6	1	33.627	3.192	36.819
July	33.556	3.187	6	1	33.562	3.188	36.750
August	33.563	3.191	6	1	33.569	3.192	36.761

¹⁵ In Other are included the number of Bosniaks and Ashkali living in Kosovo and benefiting from the war veterans' pension scheme.

Tab. 23: Pension scheme of Kosovo Protection Corps (KPC) by municipality

Municipality	Month							
	January	February	March	April	May	June	July	August
Deçan	54	53	53	53	53	53	53	53
Gjakovë	40	40	40	41	42	43	43	44
Glllogovc	96	96	96	97	97	98	98	100
Gjilan	22	23	24	24	24	24	24	24
Dragash	3	3	3	3	3	3	3	3
Istog	10	10	10	10	10	10	10	10
Kaçanik	36	36	36	37	36	37	38	38
Klinë	18	18	18	18	18	17	17	17
Fushë Kosovë	24	25	25	25	26	26	26	26
Kamenicë	8	8	8	8	8	8	8	8
Mitrovicë	84	84	84	85	85	85	85	85
Leposaviq	1	1	1	1	1	1	1	1
Lipjan	31	31	31	30	30	30	30	30
Novobërdë	-	-	-	-	-	-	-	-
Obiliq	3	3	3	3	3	3	3	3
Rahovec	24	24	24	24	24	24	24	24
Pejë	47	48	50	50	52	52	52	52
Podujevë	78	78	79	80	82	83	84	84
Prishtinë	121	121	121	121	121	122	122	122
Prizren	94	95	95	96	96	97	97	97
Skenderaj	143	142	142	143	143	145	145	146
Shtime	29	29	29	28	28	28	28	29
Shtërpcë	8	8	8	8	8	8	8	8
Suharekë	49	49	49	50	50	50	50	50
Ferizaj	39	40	40	41	41	42	42	42
Viti	14	14	14	14	14	14	14	14
Vushtrri	80	81	82	82	82	82	82	83
Zubin Potok	-	-	-	-	-	-	-	-
Zveçan	-	-	-	-	-	-	-	-
Malishevë	73	73	72	72	72	72	72	72
Junik	-	-	-	-	-	-	-	-
Mamushë	-	-	-	-	-	-	-	-
Hani i Elezit	-	-	-	-	-	-	-	-
Graçanicë	-	-	-	-	-	-	-	-
Ranillug	-	-	-	-	-	-	-	-
Partesh	-	-	-	-	-	-	-	-
Kllokot	-	-	-	-	-	-	-	-
North Mitrovica	-	-	-	-	-	-	-	-
Total	1.229	1.233	1.237	1.244	1.249	1.257	1.259	1.265

Tab. 24: Pension scheme of Kosovo Security Force (KSF) by municipality

Municipality	Month							
	January	February	March	April	May	June	July	August
Deçan	54	53	53	53	53	53	53	53
Gjakovë	40	40	40	41	42	43	43	44
Glllogovc	96	96	96	97	97	98	98	100
Gjilan	22	23	24	24	24	24	24	24
Dragash	3	3	3	3	3	3	3	3
Istog	10	10	10	10	10	10	10	10
Kaçanik	36	36	36	37	36	37	38	38
Klinë	18	18	18	18	18	17	17	17
Fushë Kosovë	24	25	25	25	26	26	26	26
Kamenicë	8	8	8	8	8	8	8	8
Mitrovicë	84	84	84	85	85	85	85	85
Leposaviq	1	1	1	1	1	1	1	1
Lipjan	31	31	31	30	30	30	30	30
Novobërdë	-	-	-	-	-	-	-	-
Obiliq	3	3	3	3	3	3	3	3
Rahovec	24	24	24	24	24	24	24	24
Pejë	47	48	50	50	52	52	52	52
Podujevë	78	78	79	80	82	83	84	84
Prishtinë	121	121	121	121	121	122	122	122
Prizren	94	95	95	96	96	97	97	97
Skenderaj	143	142	142	143	143	145	145	146
Shtime	29	29	29	28	28	28	28	29
Shtërpçë	8	8	8	8	8	8	8	8
Suharekë	49	49	49	50	50	50	50	50
Ferizaj	39	40	40	41	41	42	42	42
Viti	14	14	14	14	14	14	14	14
Vushtrri	80	81	82	82	82	82	82	83
Zubin Potok	-	-	-	-	-	-	-	-
Zveçan	-	-	-	-	-	-	-	-
Malishevë	73	73	72	72	72	72	72	72
Junik	-	-	-	-	-	-	-	-
Mamushë	-	-	-	-	-	-	-	-
Hani i Elezit	-	-	-	-	-	-	-	-
Graçanicë	-	-	-	-	-	-	-	-
Ranillug	-	-	-	-	-	-	-	-
Partesh	-	-	-	-	-	-	-	-
Klllokot	-	-	-	-	-	-	-	-
North Mitrovica	-	-	-	-	-	-	-	-
Total	1.229	1.233	1.237	1.244	1.249	1.257	1.259	1.265

Tab. 25: Pension scheme of Trepça miners by municipality

Municipality	Month							
	January	February	March	April	May	June	July	August
Deçan	20	20	20	20	20	20	20	20
Gjakovë	23	23	23	23	23	23	23	23
Gllgovc	48	48	50	51	51	52	53	53
Gjilan	22	22	22	22	22	23	23	23
Dragash	3	3	3	3	3	3	3	3
Istog	4	4	4	4	4	4	5	5
Kaçanik	13	14	14	14	14	14	15	15
Klinë	12	12	12	12	12	12	13	13
Fushë Kosovë	12	12	13	13	14	14	14	14
Kamenicë	8	8	8	8	8	8	8	8
Mitrovicë	38	38	39	42	42	42	42	42
Leposaviq	-	-	-	-	-	-	-	-
Lipjan	27	27	27	27	27	28	28	28
Novobërdë	-	-	-	-	1	1	1	1
Obiliq	6	7	7	7	7	7	8	8
Rahovec	12	12	12	12	12	12	12	12
Pejë	19	19	19	19	19	19	20	20
Podujevë	56	56	57	58	60	61	62	63
Prishtinë	56	56	57	59	60	60	60	60
Prizren	27	27	27	27	27	27	27	29
Skenderaj	47	48	48	49	49	49	50	50
Shtime	16	16	16	17	17	17	17	17
Shtërpcë	5	5	5	5	5	5	5	5
Suharekë	25	25	25	25	26	26	26	26
Ferizaj	51	51	51	51	52	53	53	53
Viti	6	6	6	6	7	7	7	7
Vushtri	47	47	47	50	51	51	51	51
Zubin Potok	-	-	-	-	-	-	-	-
Zveçan	-	-	-	-	-	-	-	-
Malishevë	23	24	24	24	24	24	24	24
Junik	-	-	-	-	-	-	-	-
Mamushë	-	-	-	-	-	-	-	-
Hani i Elezit	-	-	-	-	-	-	-	-
Graçanicë	-	-	-	-	-	-	-	-
Ranillug	-	-	-	-	-	-	-	-
Partesh	-	-	-	-	-	-	-	-
Kllokot	-	-	-	-	-	-	-	-
North Mitrovica	-	-	-	-	-	-	-	-
Total	626	630	636	648	657	662	670	673

Tab. 26: Compensation scheme for blind persons by municipality

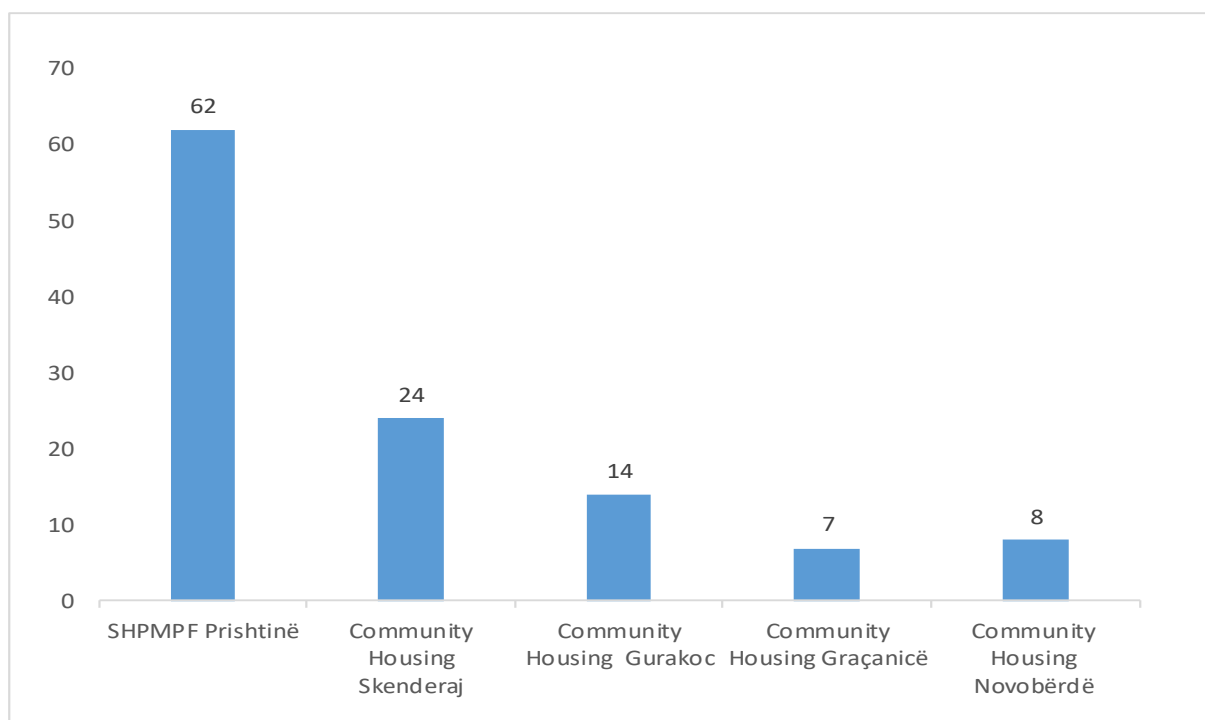
Municipality	Month							
	January	February	March	April	May	June	July	August
Deçan	14	13	14	15	15	15	17	16
Gjakovë	112	112	110	105	105	111	109	115
Glogoc	49	49	48	51	50	50	50	54
Gjilan	131	130	130	135	134	132	124	138
Dragash	26	25	24	28	28	29	29	30
Istog	44	45	45	45	44	43	45	48
Kaçanik	47	47	47	49	46	46	44	47
Klinë	31	33	33	32	32	31	36	37
Fushë Kosovë	35	35	35	37	36	36	36	37
Kamenicë	38	38	38	42	42	42	43	43
Mitrovicë	104	100	104	105	106	107	104	109
Leposaviq	12	11	12	12	12	12	11	9
Lipjan	63	64	64	67	67	65	64	68
Novobërdë	16	16	16	16	16	16	16	16
Obiliq	16	17	17	18	17	16	16	19
Rahovec	46	47	46	46	46	46	45	45
Pejë	78	77	77	77	77	77	80	80
Podujevë	58	63	59	61	62	60	60	63
Prishtinë	166	164	163	172	177	179	179	186
Prizren	119	121	120	121	120	129	128	134
Skenderaj	49	48	49	54	55	55	52	55
Shtime	36	37	39	39	38	39	38	39
Shtërpcë	3	4	4	4	4	4	4	4
Suharekë	57	63	60	61	61	65	65	67
Ferizaj	139	143	151	152	150	155	154	153
Viti	49	45	51	53	54	54	54	54
Vushtrri	65	64	65	65	66	66	65	65
Zubin Potok	4	4	4	4	4	2	2	2
Zveçan	11	11	11	11	11	11	10	10
Malishevë	91	92	90	93	93	95	94	97
Junik	-	-	-	-	-	-	-	-
Mamushë	-	-	-	-	-	-	-	-
Hani i Elezit	-	-	-	-	-	-	-	-
Graçanicë	7	7	7	8	8	8	8	8
Ranillug	-	-	-	-	-	-	-	-
Partesh	-	-	-	-	-	-	-	-
Klllokot	-	-	-	-	-	-	-	-
North Mitrovica	-	-	-	-	-	-	-	-
Total	1.716	1.725	1.733	1.778	1.776	1.796	1.782	1.848

Tab. 27: Number of children abandoned by municipality

Municipality	January		February		March		April		May		June		July		August		Total	
	Number of abandoned children		Number of abandoned children		Number of abandoned children		Number of abandoned children		Number of abandoned children		Number of abandoned children		Number of abandoned children					
	Male	Female	Male	Female	Male	Female	Male	Female	Male	Female	Male	Female	Male	Female	Male	Female	Male	Female
Deçan	-	-	-	-	-	-	-	-	-	-	-	-	-	-	-	-	-	-
Gjakovë	-	-	-	-	-	-	-	-	-	-	-	-	-	-	-	-	-	-
Glogoc	-	-	-	-	-	-	-	-	-	-	-	-	1	-	-	-	1	-
Gjilan	-	-	-	1	-	-	-	-	-	-	-	-	-	-	-	-	-	1
Dragash	-	-	-	-	-	-	-	-	-	-	-	-	-	-	-	-	-	-
Istog	-	-	-	-	-	-	-	-	-	-	-	-	-	-	-	-	-	-
Kaçanik	-	-	-	-	-	-	-	-	-	-	-	-	-	-	-	-	-	-
Klinë	-	-	-	-	-	-	-	-	-	-	-	-	-	-	-	-	-	-
Fushë Kosovë	-	-	-	-	-	-	-	-	-	-	-	-	-	-	-	-	-	-
Kamenicë	-	-	-	-	-	-	-	-	-	-	-	-	-	-	-	-	-	-
Mitrovicë	-	-	-	-	-	-	-	-	-	-	-	-	-	-	-	-	-	-
Leposaviq	-	-	-	-	-	-	-	-	-	-	-	-	-	-	-	-	-	-
Lipjan	-	-	-	-	-	-	-	-	-	-	-	-	-	-	-	-	-	-
Novobërdë	-	-	-	-	-	-	-	-	-	-	-	-	-	-	-	-	-	-
Obiliq	-	-	-	-	-	-	-	-	-	-	-	-	-	-	-	-	-	-
Rahovec	-	-	-	-	-	-	-	-	-	-	-	-	-	-	-	-	-	-
Pejë	-	-	-	-	-	-	-	-	-	-	-	-	-	-	-	-	-	-
Podujevë	-	-	-	-	-	-	-	-	-	-	-	-	-	-	-	-	-	-
Prishtinë	1	-	-	-	-	-	-	1	-	-	-	-	-	-	-	-	1	1
Prizren	-	1	-	-	-	-	-	-	-	-	-	-	-	-	-	-	-	1
Skenderaj	-	-	-	-	-	-	-	-	-	-	-	-	-	-	-	-	-	-
Shitë	-	-	-	-	-	-	-	-	-	-	-	-	-	-	-	-	-	-
Shtërpcë	-	-	-	-	-	-	-	-	-	-	-	-	-	-	-	-	-	-
Suharekë	-	-	-	-	-	-	-	-	-	-	-	-	-	-	-	-	-	-
Ferizaj	-	-	-	-	-	-	-	-	-	-	-	-	-	1	-	1	-	-
Viti	-	-	-	-	-	-	-	-	-	-	-	-	-	-	-	-	-	-
Vushtri	-	-	1	-	-	-	-	-	-	-	-	-	1	-	-	1	1	1
Zubin Potok	-	-	-	-	-	-	-	-	-	-	-	-	-	-	-	-	-	-
Zveçan	-	-	-	-	-	-	-	-	-	-	-	-	-	-	-	-	-	-
Malishevë	-	-	-	-	-	-	-	-	-	-	-	-	-	-	-	-	-	-
Junik	-	-	-	-	-	-	-	-	1	-	-	-	-	-	-	-	-	1
Mamushë	-	-	-	-	-	-	-	-	-	-	-	-	-	-	-	-	-	-
Hani i Elezit	-	-	-	-	-	-	-	-	-	-	-	-	-	-	-	-	-	-
Graçanicë	-	-	-	-	-	-	-	-	-	-	-	-	-	-	-	-	-	-
Ranillug	-	-	-	-	-	-	-	-	-	-	-	-	-	-	-	-	-	-
Partesh	-	-	-	-	-	-	-	-	-	-	-	-	-	-	-	-	-	-
Kllokot	-	-	-	-	-	-	-	-	-	-	-	-	-	-	-	-	-	-
North Mitrovica	-	-	-	-	-	-	-	-	-	-	-	-	-	-	-	-	-	-
Total	1	1	1	1	-	-	-	1	-	1	-	-	1	1	1	-	4	5

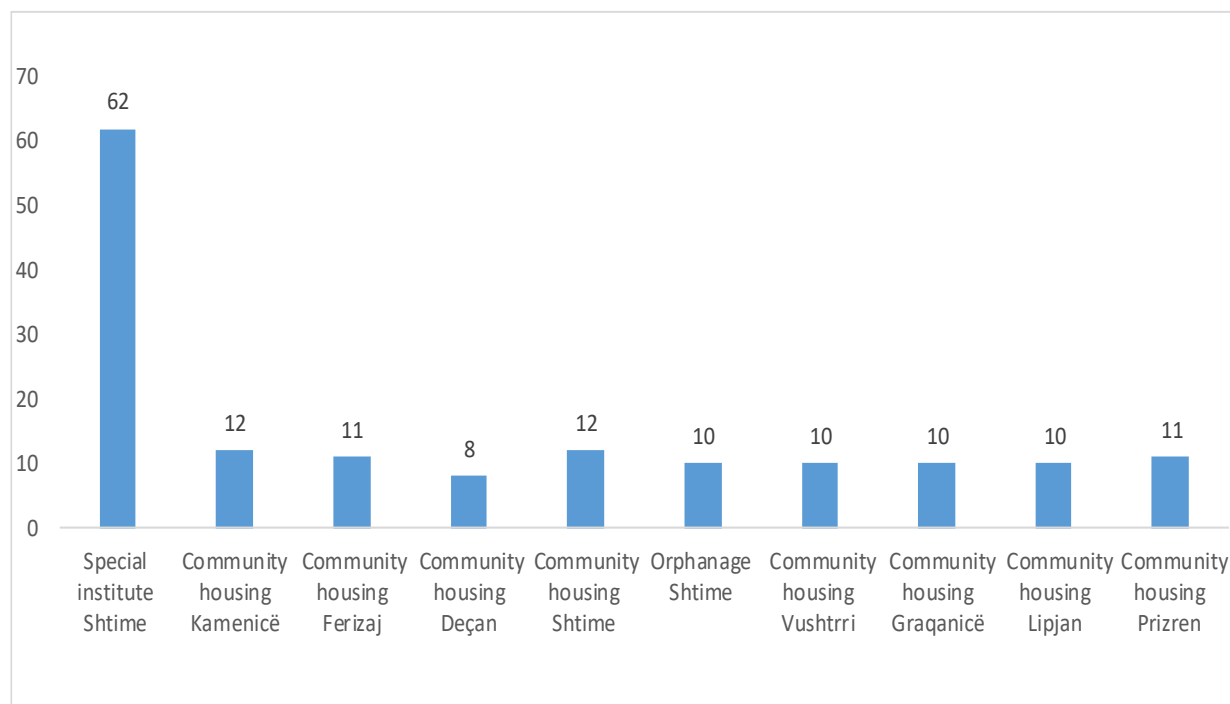
Tab. 28: Number of elderly persons without family care placed in HEPFC and community housing

Month	SHMPMF Prishtinë		Community housing Skenderaj		Community housing Gurakoc		Community housing Graçanicë		Community housing Novobërdë		Total	
	Male	Female	Male	Female	Male	Female	Male	Female	Male	Female	Male	Female
January	27	34	11	12	5	11	4	4	2	4	49	65
February	27	34	11	12	6	8	4	4	2	4	50	62
March	27	34	11	12	5	10	4	5	2	4	49	65
April	27	34	11	12	5	9	4	5	4	2	51	62
May	28	35	11	12	6	8	4	4	3	5	52	64
June	28	35	11	12	6	8	4	3	3	5	52	63
July	28	35	10	14	6	9	4	3	3	5	51	66
August	27	35	10	14	6	8	4	3	3	5	50	65

Fig. 5: Number of elderly persons without family care placed in HEPFC and community housing

Tab. 29: Persons placed in the special institute in Shtime by nationality and community housing

Month	Special institute Shtime		Community Housing Kamenicë		Community Housing Ferizaj		Community Housing Deçan		Community Housing Shtime		Orphanage Shtime		Community Housing Vushtrri		Community Housing Graçanicë		Community Housing Lipjan		Community Housing Prizren		Total	
	Male	Female	Male	Female	Male	Female	Male	Female	Male	Female	Male	Female	Male	Female	Male	Female	Male	Female	Male	Female	Male	Female
January	37	23	3	8	6	5	5	4	8	5	4	6	4	8	3	7	4	7	4	3	78	76
February	37	24	3	8	6	5	5	4	8	5	4	6	4	8	3	7	4	7	4	3	78	77
March	37	24	3	9	6	5	5	4	8	5	4	6	1	9	3	7	4	6	4	3	75	78
April	38	25	3	9	6	5	5	4	8	5	4	6	1	9	3	7	4	6	4	4	76	80
May	37	25	3	9	6	5	5	4	8	5	4	6	1	9	3	7	4	6	4	4	75	80
June	37	25	3	9	6	5	5	3	8	5	4	6	1	9	3	7	4	6	4	4	75	79
July	37	25	3	9	6	5	5	3	7	5	4	6	1	9	3	7	4	6	6	5	76	80
August	37	25	3	9	6	5	5	3	7	5	4	6	1	9	3	7	4	6	6	5	76	80

Fig. 6: Persons placed in the special institute in Shtime by nationality and community housing

Tab. 30: Number of beneficiaries of pensions and other social schemes

Beneficiaries of pensions and other social schemes	January	February	March	April	May	June	July	August
Basic age pensions	147.942	148.020	148.196	148.796	149.794	150.910	151.812	125.515
Age-contribution-payer pension	49.719	49.746	49.757	49.852	49.975	50.207	50.303	45.462
Pensions of persons with special needs	17.707	17.737	17.584	18.250	18.081	18.362	18.585	19.034
Trepça pensions	2.011	1.990	1.964	1.937	1.899	1.871	1.839	1.820
Pensions of the Kosovo Security Forces	626	630	636	648	656	662	670	673
Pensions of the Kosovo Protection Corps	1.229	1.233	1.237	1.244	1.249	1.257	1.259	1.265
Compensation for the blind persons	1.716	1.725	1.733	1.733	1.776	1.796	1.782	1.848
Family pensions	3.517	3.506	3.477	3.431	3.372	3.361	3.335	3.318
Disability pension	68	69	68	67	64	64	63	61
Paraplegic and Tetraplegic Pensions	2.685	2.697	2.742	2.743	2.277	2.646	2.543	2.497
Education compensation pensions for the years 90/91 until the school year 98/99	12.197	12.290	12.342	12.417	12.474	12.584	12.661	12.686
Pensions of families of martyrs and invalids of war	13.275	13.250	13.239	13.255	13.213	13.190	13.170	13.152
Veterans of KLA	36.841	37.015	37.006	36.899	36.907	36.819	36.750	36.761
Social assistance scheme	25.933	25.811	25.736	25.737	25.482	25.444	25.088	24.627
Scheme for financial support for families with children with disabilities / special needs	2.451	2.431	2.683	2.657	2.648	2.612	2.811	2.794
Total	317.917	318.150	318.400	319.666	319.867	321.785	322.671	291.513

Tab. 31: Amount of funds spent on the payment of pensions and other social Schemes

Pensions and other social scheme	Payment in €							
	January	February	March	April	May	June	July	August
Basic age pensions	14,872,900.00	14,919,600.00	14,935,740.00	29,904,670.00	15,160,495.00	15,344,130.00	15,351,060.00	12,667,200.00
Age-contribution-payer pension	10,070,318.00	10,101,810.00	10,115,013.00	15,145,797.00	10,169,457.00	10,253,263.00	10,234,405.00	9,260,034.00
Pensions of persons with special needs	1,943,850.00	2,093,025.00	2,047,440.00	4,150,750.00	1,999,970.00	2,179,410.00	2,235,980.00	2,295,225.00
Trepça pensions	253,386.00	251,874.00	247,716.00	438,266.00	240,130.00	235,872.00	233,352.00	229,320.00
Pensions of the Kosovo Security Forces	267,124.00	269,175.00	273,720.00	318,832.00	284,707.00	291,684.00	291,838.00	295,727.00
Pensions of the Kosovo Protection Corps	269,299.00	269,520.00	269,573.00	358,705.00	272,547.00	273,968.00	273,099.00	274,882.00
Compensation for the blind persons	433,565.00	424,229.00	419,599.00	608,775.00	409,250.00	434,942.00	421,369.00	482,750.00
Family pensions	356,034.00	358,236.00	353,324.00	691,290.00	340,950.00	343,170.00	337,770.00	337,250.00
Disability pension	6,800.00	7,000.00	6,800.00	13,500.00	6,400.00	6,400.00	6,300.00	6,100.00
Paraplegic and Tetraplegic Pensions	895,175.00	906,725.00	922,325.00	1,178,645.00	716,725.00	1,019,842.00	851,775.00	852,575.00
Education compensation pensions for the years 90/91 until the school year 98/99	748,251.00	761,733.00	760,312.00	€766,465.00	771,092.00	780,745.00	784,826.00	780,542.00
Pensions of families of martyrs and invalids of war	3,330,473.13	3,323,209.00	3,317,715.97	4,604,397.24	3,311,109.71	3,304,779.68	3,300,325.91	3,295,062.50
Veterans of KLA	6,150,934.00	6,182,860.00	6,179,946.00	9,853,049.70	6,161,438.70	6,148,431.70	6,136,429.00	6,137,927.00
Social assistance scheme	3,272,980.00	3,254,020.00	3,246,400.00	6,475,850.00	3,213,670.00	3,196,390.00	3,143,610.00	3,089,600.00
Scheme for financial support for families with children with disabilities / special needs	245,100.00	243,100.00	408,600.00	531,600.00	265,800.00	261,700.00	388,400.00	281,000.00

- **Address: KOSOVO AGENCY OF KOSOVO,**
Str. "Zenel Salihu", no. 4, 10000 Prishtina
- **Telephone:** +383 (0) 38 200 31 129
Chief Executive: +383 (0) 38 200 31 112
- **Fax:** +383 (0) 38 235 033
- **E-mail:** infoask@rks-gov.net
- **Web page:** <http://ask.rks-gov.net>
- © : Kosovo Agency of Statistics,
- Reuse is authorized provided the source is acknowledged.