



Republika e Kosovës
Republika Kosova-Republic of Kosovo
Qeveria - Vlada - Government
Zyra e Kryeministrit - Ured Premijera - Office of the Prime Minister
Agjencia e Statistikave të Kosovës - Agencija za Statistike Kosova - Kosovo Agency of Statistics



Energy Statistics

August 2022

Prishtina, 24.10.2022: Kosovo Agency of Statistics (KAS) has prepared the publication of Energy Statistics for the month of August 2022

Kosovo Agency of Statistics (KAS) has compiled on a monthly basis a publication with data on production and consumption on coal, production and consumption of energy, import and export of energy and import and export of other energy fuels. This statistical publication presents statistical data for the month of August 2022.

The source of data are: Kosovo Energy Corporation (KEK), Kosovo Company for Distribution and Supply of Electricity KESCO, KOSTT and Kosovo International Trade Statistics within KAS.

Based on continued demand from various internal and external users and based on indicators of Eurostat which publishes the statistics of energy on a monthly basis, here are presented data of interest.

The purpose of the publication is to be mindful of the tendency of development of this sector.

The publication will serve as a useful reference base for all users of KAS statistical data and will serve as useful and and relevant economic information for Kosovo.

In particular, we thank the Kosovo Energy Corporation and the Kosovar Company for Distribution and Supply of Electricity and KOST without whose cooperation this publication would not have been possible.

As the data are preliminary, the monthly publications will be revised when data on energy are released annually.

Proposals, suggestions and feedback can be sent to: infoask@rks-gov.net

Publication was prepared by:

Ismajl Sahiti - Acting Director of Department
Mensure Çerkezi - Acting Head of the Division of Economic Statistics
Hysni Elshani - Head of the Economic Statistics Sector
Bekim Bojku - Officer for Economic Statistics

October, 2022

Acting Chief Executive Officer, KAS
Mr. Ilir T.Berisha

1. Energy available in August 2022

In the month of August 2022, the gross generation of electricity from thermal power plants was 447.18 GWh, the gross generation from hydropower plants was 4.37 GWh, and the gross generation of electricity from wind and solar power was 20.49 GWh.

During the month of August of 2022, the gross electricity available was 460.24 GWh, while the consumption of electricity was 363.42 GWh or 9.66% less than the same month of the previous year. The share of alternative electricity within the total consumption was 6.84%.

Meanwhile, the import of electricity in August of 2022 was 355.24 GWh, while the export of electricity in the ninth period was 367.03 GWh.

Coal production was about 5.73 thousand tons, or 2.49% less than in the same month of the previous year.

The tables and graphs below indicate detailed situation on the consumption of energy and other energy resources.

2. Electricity generation and consumption in August 2022

Tab. 1: Production and consumption of electricity in August 2022 compared to August 2021

MWH	08-2021	08-2022	VIII 2022 / VIII 2021 %
Gross production from power plants	435.861	447.177	2,60%
Gross production from hydropower plants	7.355	4.369	-40,60%
Gross production from wind and solar	5.393	20.485	279,87%
Import	303.536	355.236	17,03%
Export	243.944	367.025	50,45%
Gross electricity available	508.201	460.243	-9,44%
Household	207.954	204.333	-1,74%
Commercial	101.393	99.155	-2,21%
Industry	38.686	40.368	4,35%
Public lightening and other	2.545	2.818	10,71%
Consumers 220-110kv	43.408	8.963	-79,35%
Mining	8.300	7.782	-6,24%
Electricity consumption	402.287	363.419	-9,66%

Fig. 1: The structure of available electricity according to the energy source

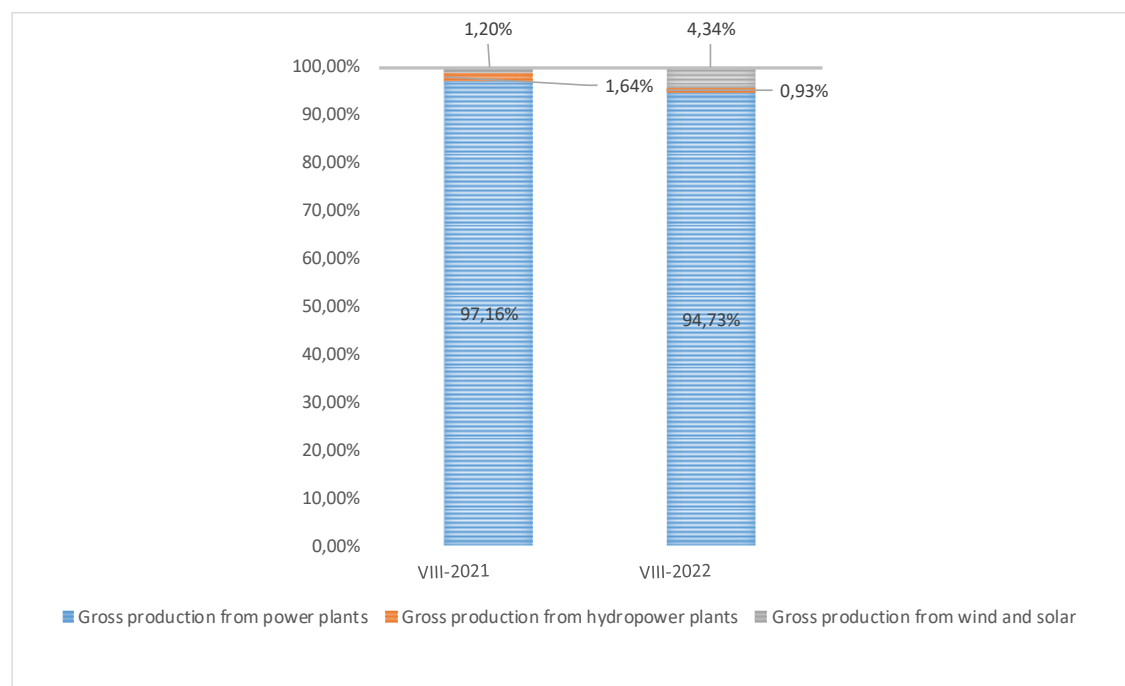


Fig. 1.1: Structure of electricity consumed by sectors

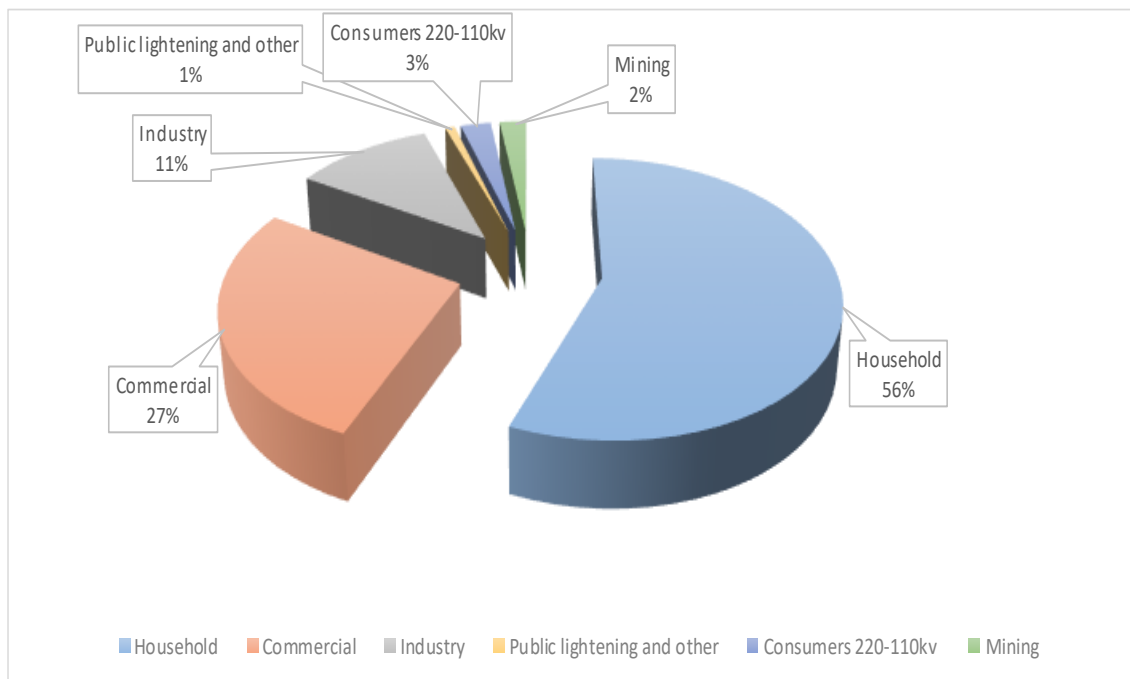


Fig. 1.2: The amount of alternative electricity within consumption

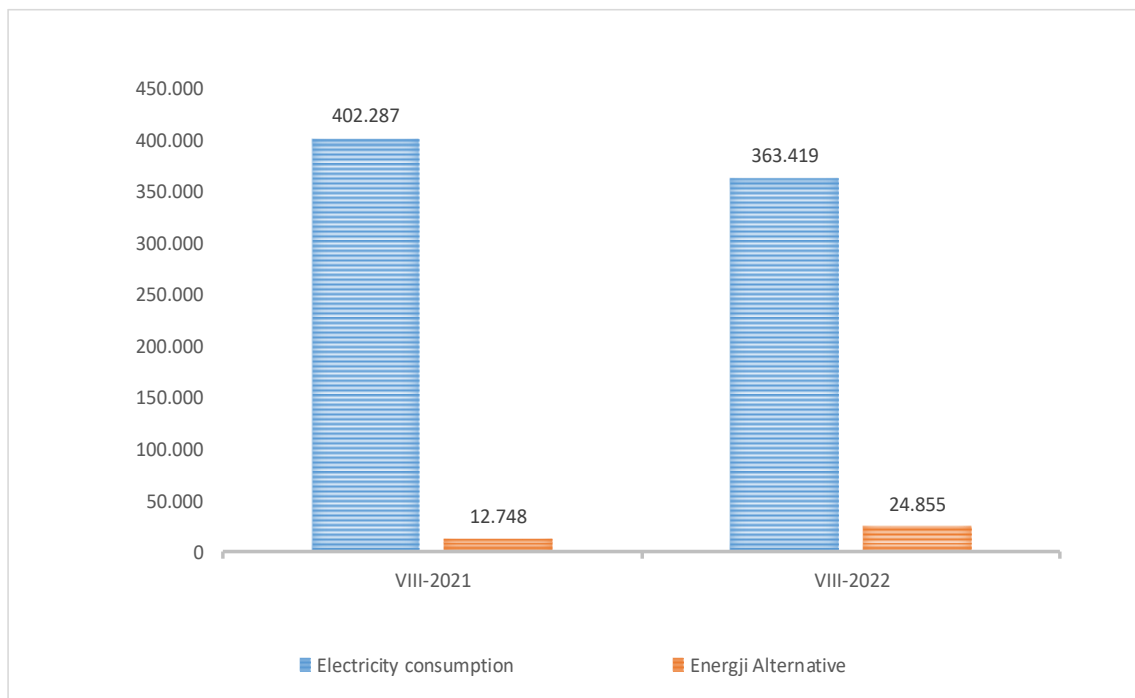
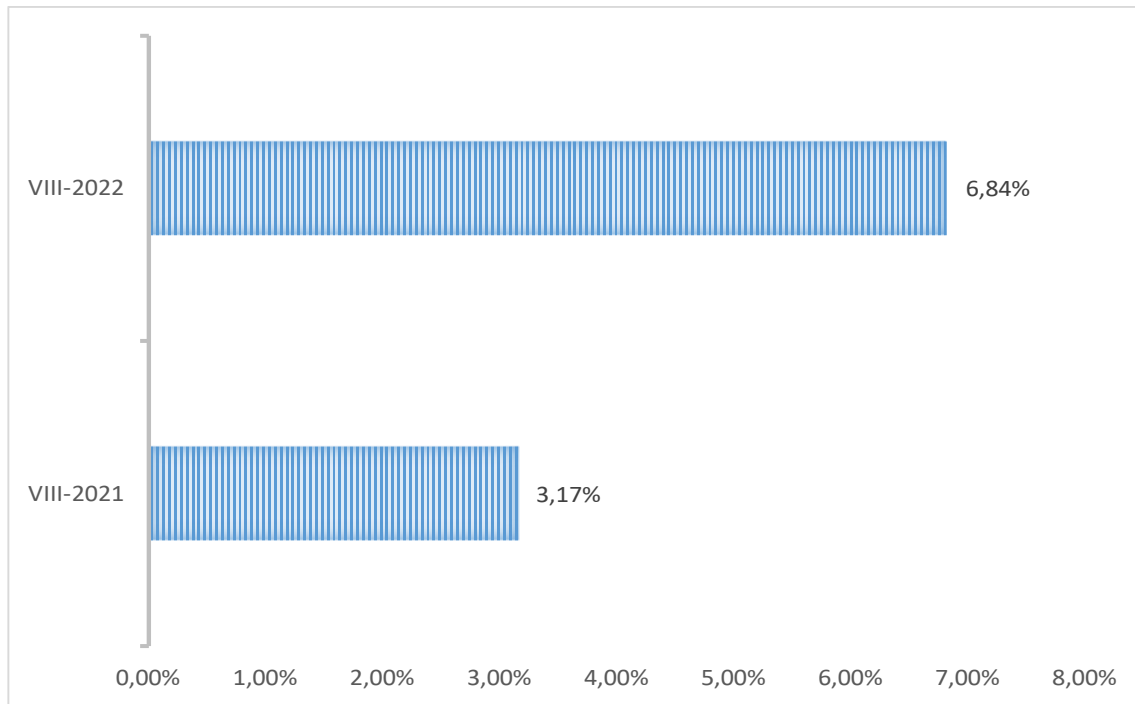


Fig. 1.3: Participation of alternative energy in consumption of electricity

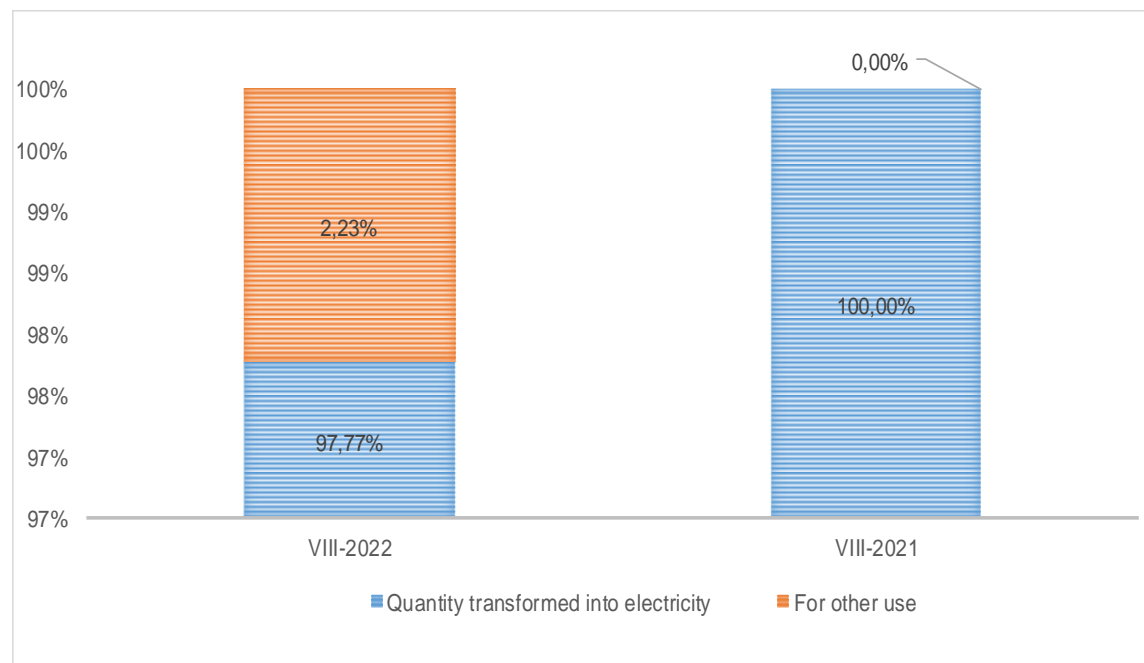


3. Production and consumption of coal in August 2022

Tab. 2: Production of coal in August 2022

	08-2021	08-2022	VIII 2022 / VIII 2021 %
Coal production (tonnes)	587.869	573.206	-2,49%
Quantity transformed into electricity	491.573	527.451	7,30%
Coal imports	5.170	760	-85,30%
Coal exports	2.132	0	-100,00%
Stock	666.949	312.007	-53,22%
Ready to market	13.382	0	-100,00%

Fig. 2: Participation of coal for transformation into electricity



Tab. 3: Gasoline in Kosovo for the month of August 2022 in relation to the same month of the previous year

(ton)

Gasoline	08-2021	08-2022	Y-2022 / Y-2021%
Production	0	0	0,00%
Import	8267	8511	2,96%
Export	0	0	0,00%
Stock	0	0	0,00%
Ready to market	8267	8511	2,96%

Tab. 4: Diesel in Kosovo for the month of August 2022 in relation to the same month of the previous year

(ton)

Diesel	08-2021	08-2022	Y-2022 / Y-2021%
Production	0	0	0,00%
Import	68631	62923	-8,32%
Export	0	0	0,00%
Stock	0	0	0,00%
Ready to market	68631	62923	-8,32%

Tab. 5: LPG in Kosovo for the month of August 2022 in relation to the same month of the previous year

(ton)

LPG	08-2021	08-2022	Y-2022 / Y-2021%
Production	0	0	0,00%
Import	1338	2671	99,57%
Export	0	0	0,00%
Stock	0	0	0,00%
Ready to market	1338	2671	99,57%

Tab. 6: Lubricating oils in Kosovo for August 2022 in relation to the same month of the previous year

(ton)

Lubricating oils	08-2021	08-2022	Y-2022 / Y-2021%
Production	0	0	0,00%
Import	467	333	-28,64%
Export	8	2	-79,57%
Stock	0	0	0,00%
Ready to market	459	332	-27,70%

Tab. 7: Oil with sulfur content more than 0.5% in Kosovo in August 2022 compared to the same month of the previous year

(ton)

Oil with a sulfur content of more than 0.5%	08-2021	08-2022	Y-2022 / Y-2021%
Production	0	0	0,00%
Import	1720	713	-58,52%
Export	0	0	0,00%
Stock	0	0	0,00%
Ready to market	1720	713	-58,52%

- **Address: KOSOVO AGENCY OF STATISTICS,**
Str. "Zenel Salihu", no. 4, 10000 Prishtina
- **Telephone:** +383 (0) 38 200 31 129
- **CEO:** +383 (0) 38 200 31 112
- **Fax:** +383 (0) 38 235 033
- **E-mail:** infoask@rks-gov.net
- **Web page:** <http://ask.rks-gov.net>
- © : Kosovo Agency of Statistics,
- Reuse is authorized provided the source is acknowledged.