



Republika e Kosovës

Republika Kosova-Republic of Kosovo

Qeveria - Vlada - Government

Zyra e Kryeministrit -Ured Premijera -Office of the Prime Minister

Agjencia e Statistikave të Kosovës - Agencija za Statistike Kosova - Kosovo Agency of Statistics



Energy Statistics, July 2022

September, 2022

Prishtina, 22.09.2022: Kosovo Agency of Statistics (KAS) has prepared the publication of Energy Statistics for the month of July 2022

Kosovo Agency of Statistics (KAS) has compiled on a monthly basis a publication with data on production and consumption on coal, production and consumption of energy, import and export of energy and import and export of other energy fuels. This statistical publication presents statistical data for the month of July 2022.

The source of data are: Kosovo Energy Corporation (KEK), Kosovo Company for Distribution and Supply of Electricity KESCO, KOSTT and Kosovo International Trade Statistics within KAS.

Based on continued demand from various internal and external users and based on indicators of Eurostat which publishes the statistics of energy on a monthly basis, here are presented data of interest.

The purpose of the publication is to be mindful of the tendency of development of this sector.

The publication will serve as a useful reference base for all users of KAS statistical data and will serve as useful and relevant economic information for Kosovo.

In particular, we thank the Kosovo Energy Corporation and the Kosovar Company for Distribution and Supply of Electricity and KOST without whose cooperation this publication would not have been possible.

As the data are preliminary, the monthly publications will be revised when data on energy are released annually.

Proposals, suggestions and feedback can be sent to: infoask@rks-gov.net

Publication was prepared by:

Ismajl Sahiti – Acting Director of Department
Hysni Elshani – Head of the Division of Economic Statistics
Bekim Bojku – Officer for Economic Statistics

September, 2022

Acting Chief Executive Officer, KAS
Mr. Ilir T.Berisha

1. Energy available in July 2022

In the month of July 2022, the gross generation of electricity from power plants was 468.63 GWh, the gross electricity generation from hydropower plants was 5.71 GWh. And the gross generation of electricity from wind and solar power was 22.98 GWh.

During the month of July 2022 the gross electricity available was 476.06 GWh while the electricity consumption was 365.85 GWh or -5.61 % lower than the same month of the previous year. The share of alternative electricity within the total consumption was 7.84%

Meanwhile, the import of electricity in July 2022 was 343.72 GWh while the export of electricity in the same period was 364.98 GWh.

Coal production was about 6.38 thousand tons, or 15.95% less than in the same month of the previous year.

The tables and graphs below indicate detailed situation on energy consumption and other energy fuels or resources.

2. Electricity generation and consumption in July 2022

Tab. 1: Production and consumption of electricity in July 2022 compared to July 2021

MWH	07-2021	07-2022	Y 2022 / Y 2021 %
Gross production from power plants	477,081	468,629	-1.77%
Gross production from hydropower plants	10,726	5,711	-46.75%
Gross production from wind and solar	4,029	22,980	470.41%
Import	274,977	343,718	25.00%
Export	262,251	364,976	39.17%
Gross electricity available	504,561	476,063	-5.65%
Household	200,462	199,980	-0.24%
Commercial	95,284	97,240	2.05%
Industry	37,912	40,025	5.57%
Public lightening and other	2,294	2,434	6.10%
Consumers 220-110kv	43,426	18,355	-57.73%
Mining	8,211	7,816	-4.81%
Electricity consumption	387,590	365,851	-5.61%

Fig. 1: The structure of available electricity according to the energy source

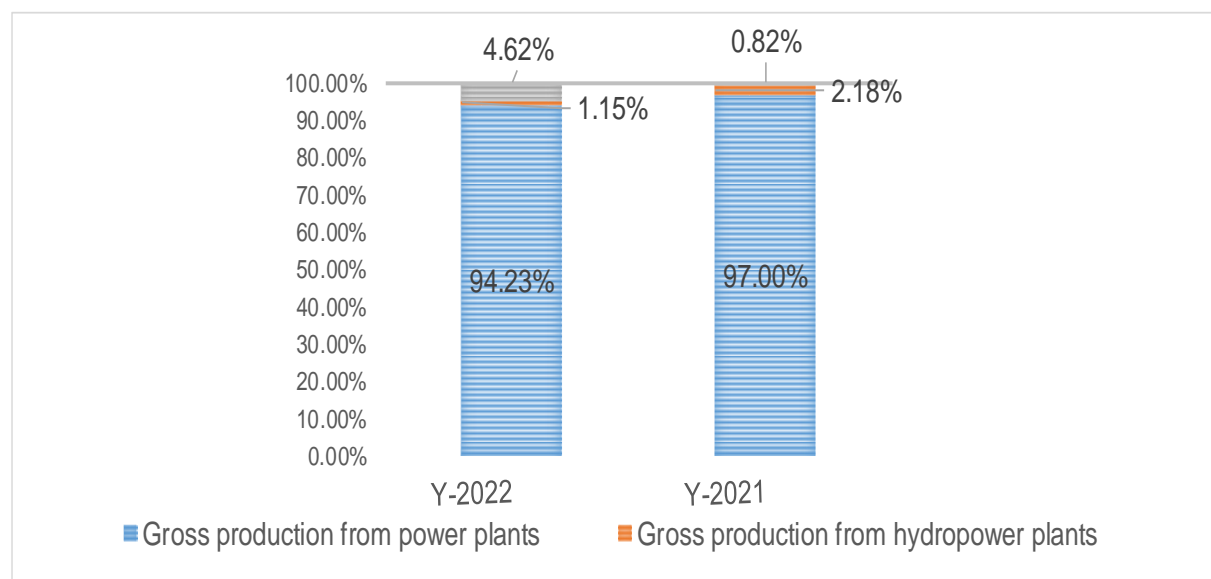


Fig. 1.1: Structure of electricity consumed by sectors

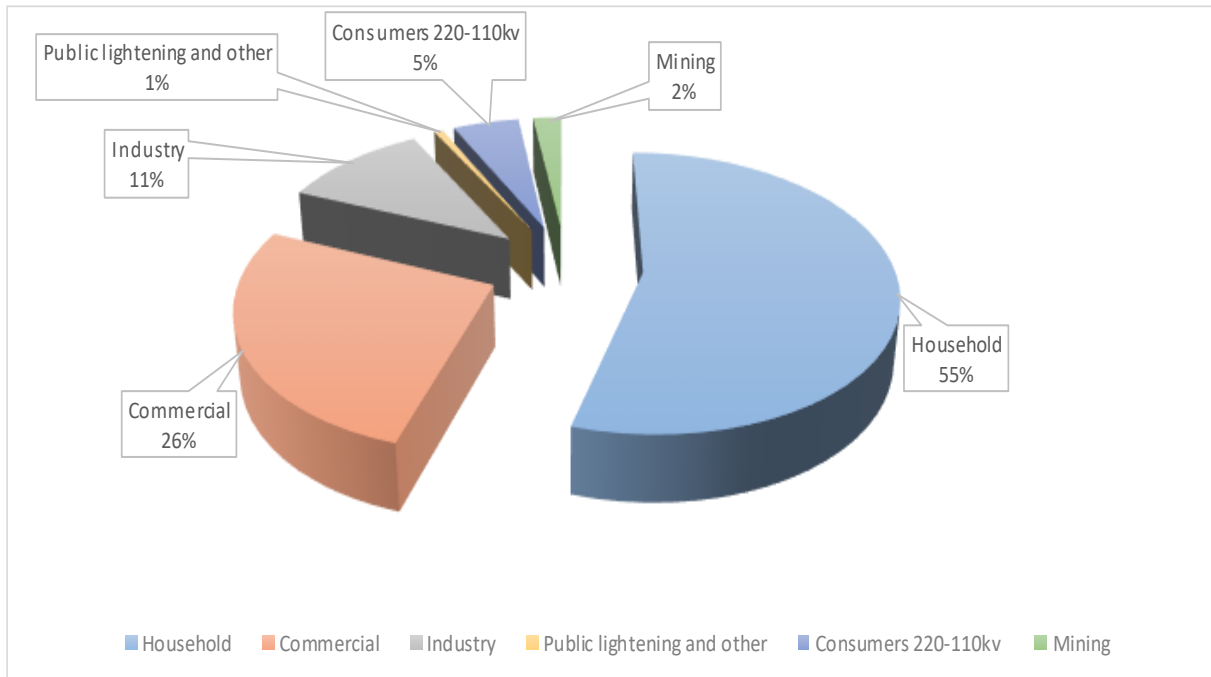


Fig. 1.2: The amount of alternative electricity within consumption

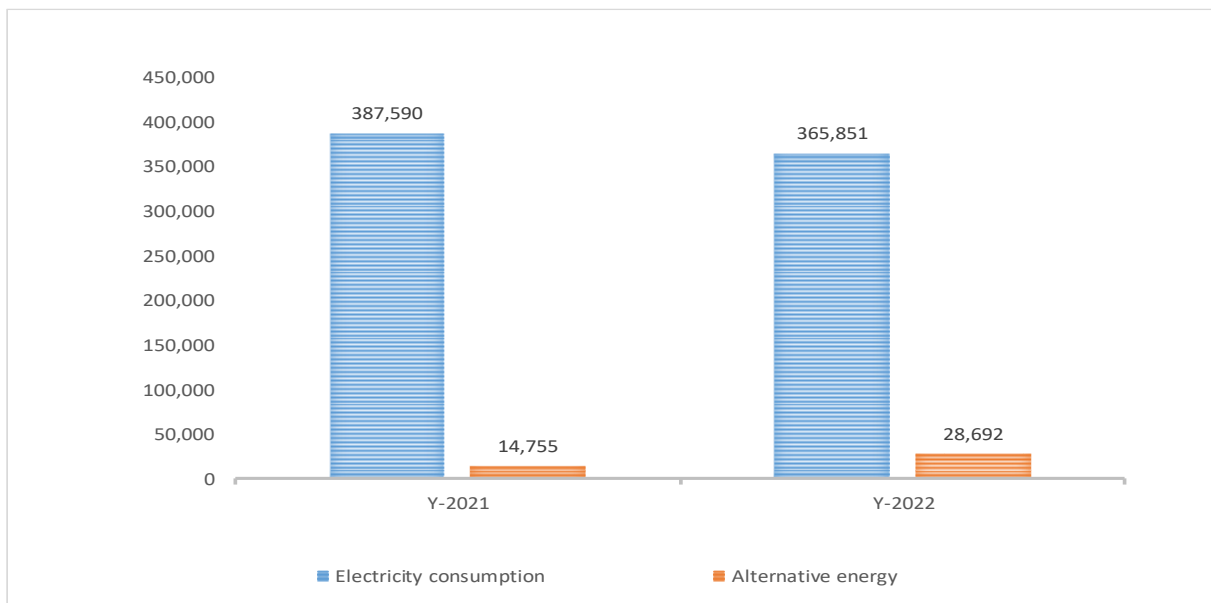
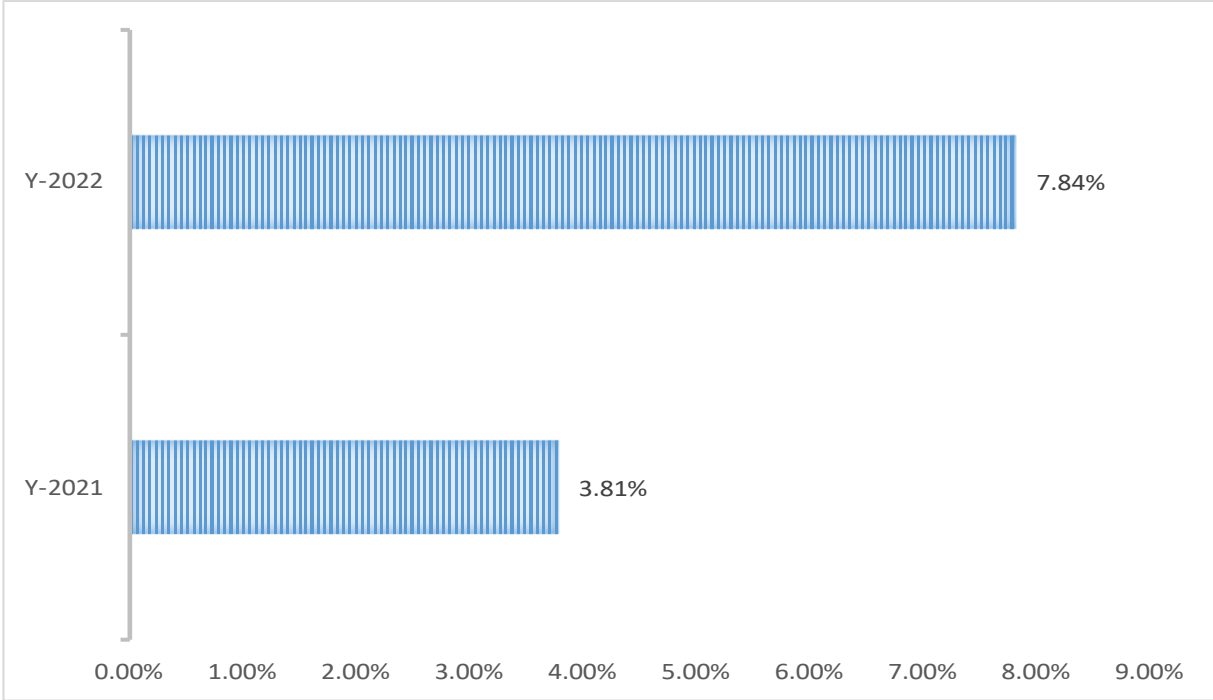


Fig. 1.3: Participation of alternative energy in consumption of electricity

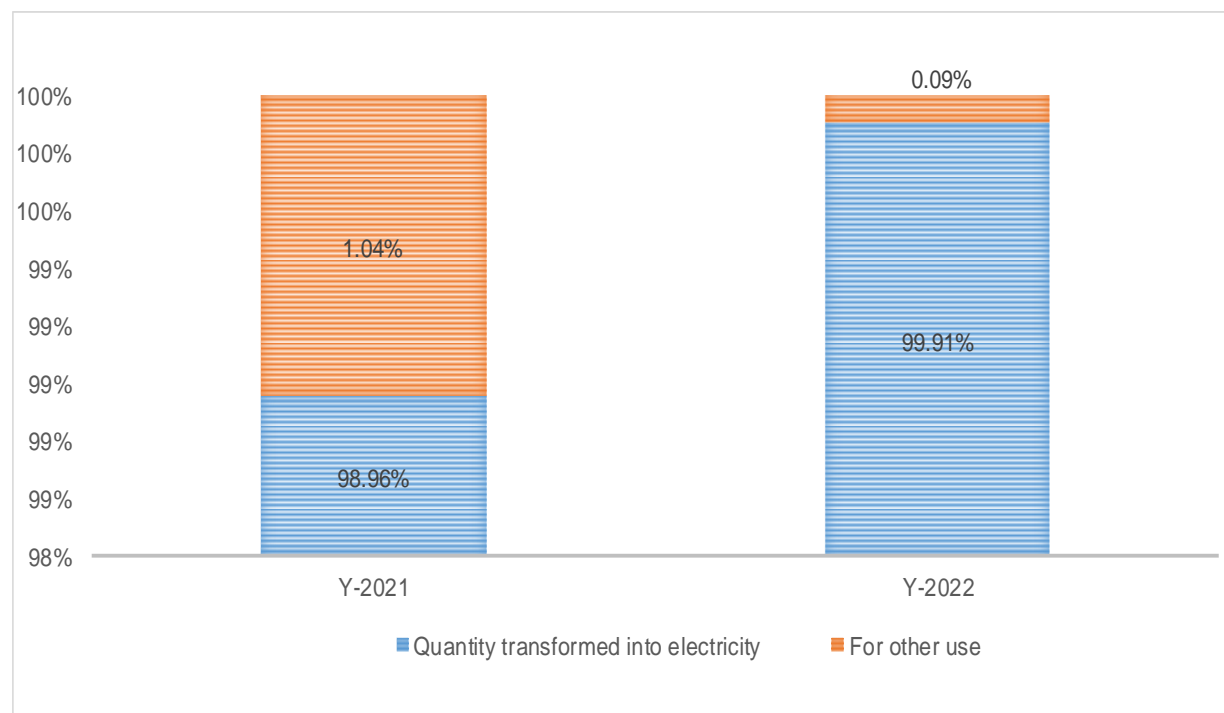


3. Production and consumption of coal in July 2022

Tab. 2: Production of coal in July 2022

	07-2021	07-2022	Y-2022 / Y-2021%
Coal production (tonnes)	758,892	637,812	-15.95%
Quantity transformed into electricity	620,717	577,544	-6.96%
Coal imports	4,747	592	-87.53%
Coal exports	385	323	200.00%
Stock	580,996	266,252	-54.17%
Ready to market	7,980	596	-92.54%

Fig. 2: Participation of coal for transformation into electricity



Tab. 3: Gasoline in Kosovo for the month of July 2022 in relation to the same month of the previous year

(tons)

Gasoline	07-2021	07-2022	VII-2022 / VII -2021%
Production	0	0	0.00%
Import	7029	6936	-1.32%
Export	0	0	0.00%
Stock	0	0	0.00%
Ready to market	7029	6936	-1.32%

Tab. 4: Diesel in Kosovo for the month of July 2022 in relation to the same month of the previous year

(tons)

Diesel	07-2021	07-2022	VII-2022 / VII -2021%
Production	0	0	0.00%
Import	63329	53841	-14.98%
Export	0	0	0.00%
Stock	0	0	0.00%
Ready to market	63329	53841	-14.98%

Tab. 5: LPG in Kosovo for the month of July 2022 in relation to the same month of the previous year

(tons)

LPG	07-2021	07-2022	VII-2022 / VII -2021%
Production	0	0	0.00%
Import	1575	1869	18.66%
Export	0	0	0.00%
Stock	0	0	0.00%
Ready to market	1575	1869	18.66%

Tab. 6: Lubricating oils in Kosovo for July 2022 in relation to the same month of the previous year

(tons)

Lubricating oils	07-2021	07-2022	VII-2022 / VII -2021%
Production	0	0	0.00%
Import	570	353	-38.07%
Export	22	7	-66.84%
Stock	0	0	0.00%
Ready to market	548	346	-36.93%

Tab. 7: Oil with sulfur content more than 0.5% in Kosovo in July 2022 compared to the same month of the previous year

(tons)

Oil with a sulfur content of more than 0.5%	07-2021	07-2022	VII-2022 / VII -2021%
Production	0	0	0.00%
Import	929	920	-0.97%
Export	0	0	0.00%
Stock	0	0	0.00%
Ready to market	929	920	-0.97%

- **Address: KOSOVO AGENCY OF STATISTICS,**
Str. "Zenel Salihu", no. 4, 10000 Prishtina
- **Telephone:** +383 (0) 38 200 31 129
CEO: +383 (0) 38 200 31 112
- **Fax:** +383 (0) 38 235 033
- **E-mail:** infoask@rks-gov.net
- **Web page:** <http://ask.rks-gov.net>
- © : Kosovo Agency of Statistics,
- Reuse is authorized provided the source is acknowledged.