



Republika e Kosovës
Republika Kosova-Republic of Kosovo
Qeveria - Vlada - Government
Zyra e Kryeministrit -Ured Premijera -Office of the Prime Minister
Agjencia e Statistikave të Kosovës - Agencija za Statistike Kosova - Kosovo Agency of Statistics



Energy Statistics, June 2022

August, 2022

Prishtina, 22.08.2022: Kosovo Agency of Statistics (KAS) has prepared the publication of Energy Statistics for the month of June 2022

Kosovo Agency of Statistics (KAS) has compiled on a monthly basis a publication with data on production and consumption on coal, production and consumption of energy, import and export of energy and import and export of other energy fuels. This statistical publication presents statistical data for the month of June 2022.

The source of data are: Kosovo Energy Corporation (KEK), Kosovo Company for Distribution and Supply of Electricity KESCO, KOSTT and Kosovo International Trade Statistics within KAS.

Based on continued demand from various internal and external users and based on indicators of Eurostat which publishes the statistics of energy on a monthly basis, here are presented data of interest.

The purpose of the publication is to be mindful of the tendency of development of this sector.

The publication will serve as a useful reference base for all users of KAS statistical data and will serve as useful and and relevant economic information for Kosovo.

In particular, we thank the Kosovo Energy Corporation and the Kosovar Company for Distribution and Supply of Electricity and KOST without whose cooperation this publication would not have been possible.

As the data are preliminary, the monthly publications will be revised when data on energy are released annually.

Proposals, suggestions and feedback can be sent to: infoask@rks-gov.net

Publication was prepared by:

Ismajl Sahiti – Acting Director of Department
Hysni Elshani – Head of the Division of Economic Statistics
Bekim Bojku – Officer for Economic Statistics

August, 2022

Acting Chief Executive Officer, KAS
Mr. Ilir T.Berisha

1. Energy available in June 2022

In the month of June 2022, the gross generation of electricity from power plants was 556.97 GWh, the gross electricity generation from hydropower plants was 8.4 GWh. "And the gross generation of electricity from wind and solar power was 21.65 GWh.

During the month of June 2022 the gross electricity available was 437.52 GWh while the electricity consumption was 325.38 GWh or 12.09% lower than the same month of the previous year. The share of alternative electricity within the total consumption was 9.24%

Meanwhile, the import of electricity in June 2022 was 228.42 GWh while the export of electricity in the same period was 377.93 GWh.

Coal production was about 5.92 thousand tons, or 14.35% less than in the same month of the previous year.

The tables and graphs below indicate detailed situation on energy consumption and other energy fuels or resources.

2. Electricity generation and consumption in June 2022

Tab. 1: Production and consumption of electricity in June 2022 compared to June 2021

MWH	06-2021	06-2022	Y 2022 / Y 2021 %
Gross production from power plants	563.660	556.971	-1,19%
Gross production from hydropower plants	23.752	8.403	-64,62%
Gross production from wind and solar	5.511	21.648	292,82%
Import	191.337	228.422	19,38%
Export	309.370	377.928	22,16%
Gross electricity available	474.891	437.515	-7,87%
Household	209.433	172.985	-17,40%
Commercial	74.252	86.857	16,98%
Industry	33.153	36.366	9,69%
Public lightening and other	2.377	2.518	5,92%
Consumers 220-110kv	43.290	19.548	-54,84%
Mining	7.617	7.103	-6,76%
Electricity consumption	370.123	325.376	-12,09%

Fig. 1: The structure of available electricity according to the energy source

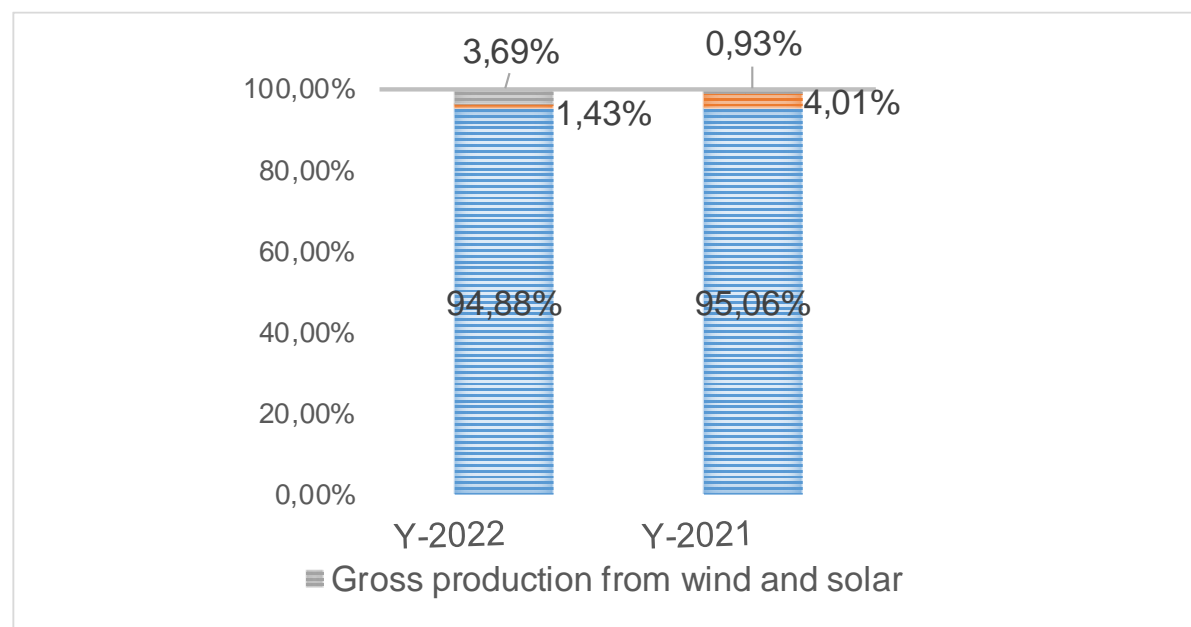


Fig. 1.1: Structure of electricity consumed by sectors

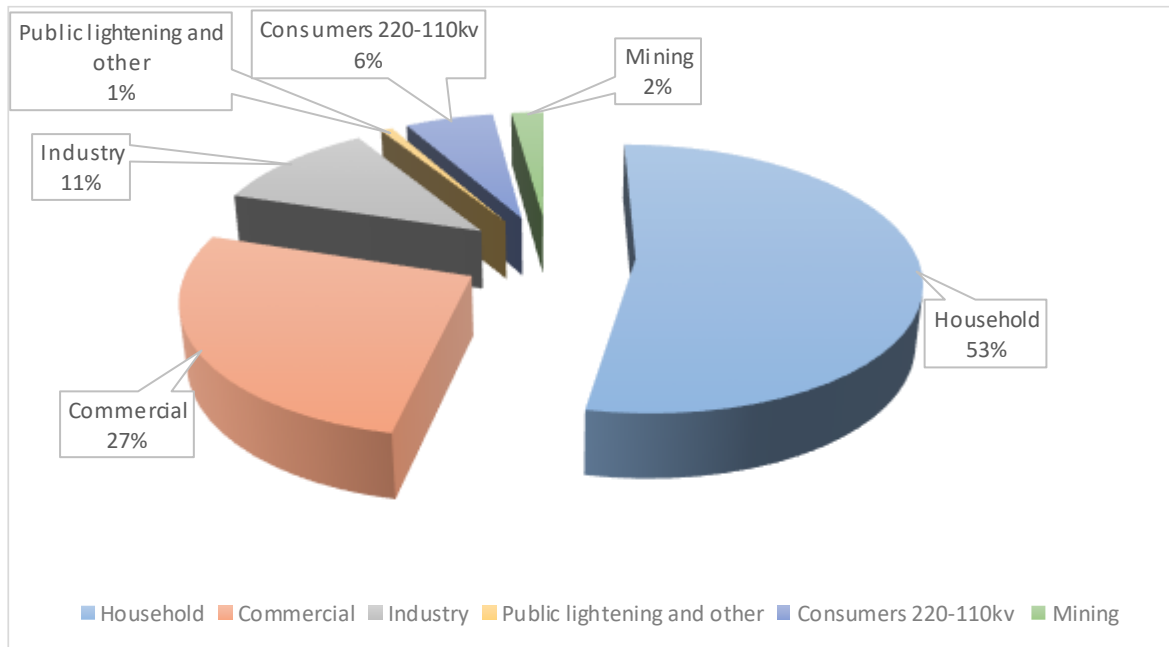


Fig. 1.2: The amount of alternative electricity within consumption

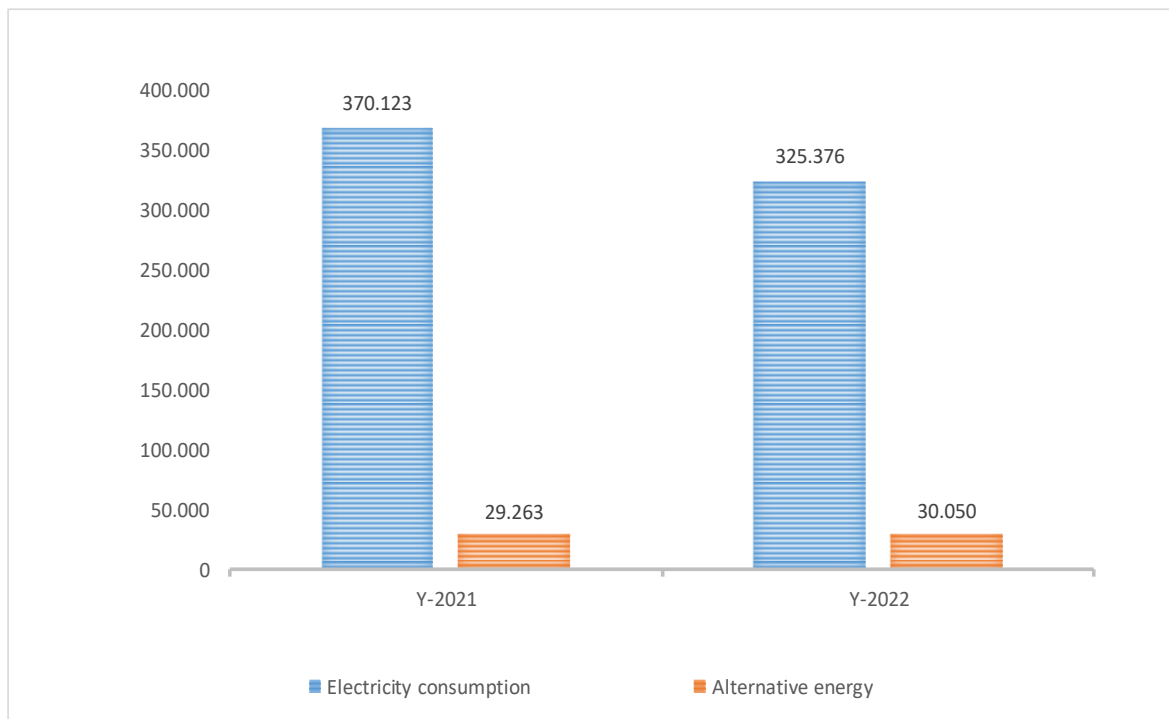
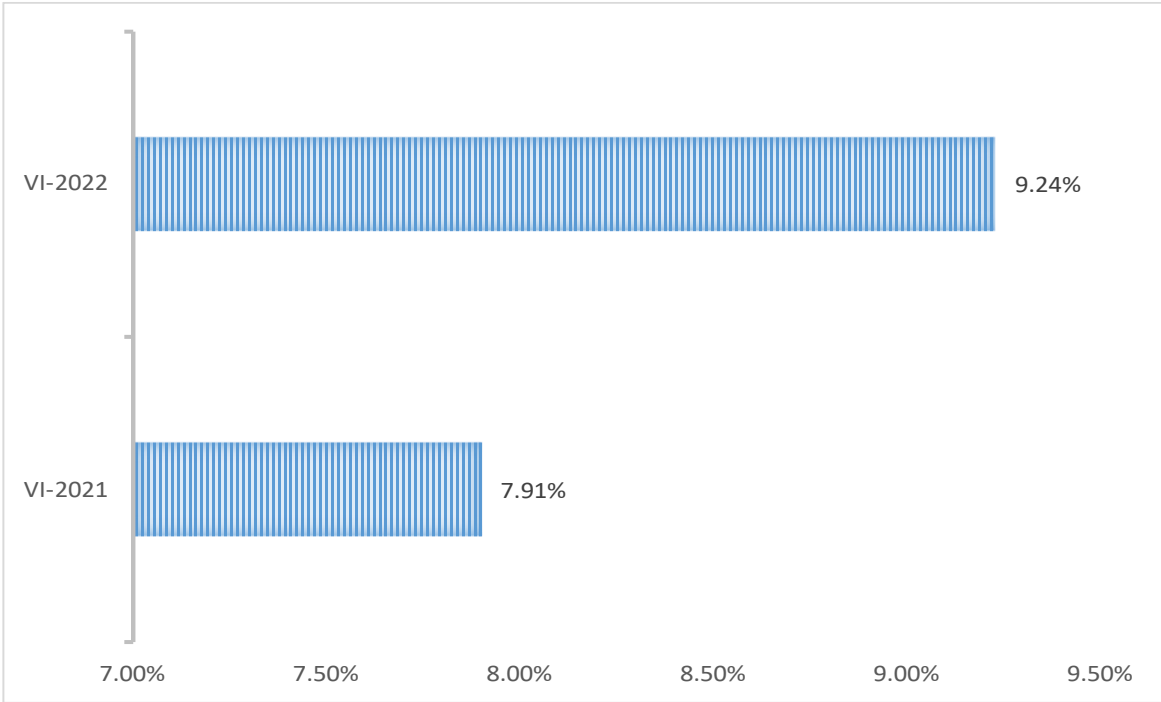


Fig. 1.3: Participation of alternative energy in consumption of electricity

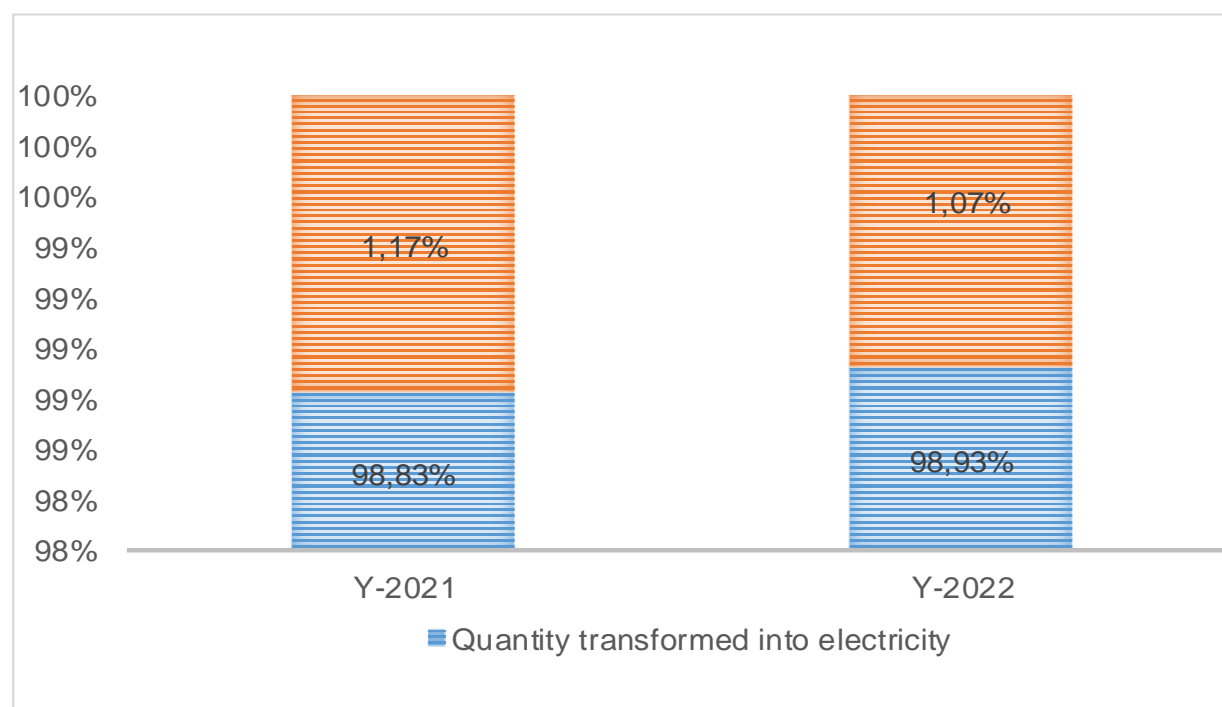


3. Production and consumption of coal in June 2022

Tab. 2: Production of coal in June 2022

	06-2021	06-2022	Y-2022 / Y-2021%
Coal production (tonnes)	690.915	591.753	-14,35%
Quantity transformed into electricity	742.037	691.112	-6,86%
Coal imports	6.606	1.245	-81,15%
Coal exports	126	19.817	We have multiplied growth
Stock	446.438	206.310	-53,79%
Ready to market	8.210	6.419	-21,82%

Fig. 2: Participation of coal for transformation into electricity



Tab. 3: Gasoline in Kosovo for the month of June 2022 in relation to the same month of the previous year

(ton)

Gasoline	06-2021	06-2022	Y-2022 / Y-2021%
Production	0	0	0,00%
Import	5265	4603	-12,58%
Export	0	0	0,00%
Stock	0	0	0,00%
Ready to market	5265	4603	-12,58%

Tab. 4: Diesel in Kosovo for the month of June 2022 in relation to the same month of the previous year

(ton)

Diesel	06-2021	06-2022	Y-2022 / Y-2021%
Production	0	0	0,00%
Import	50075	43310	-13,51%
Export	0	0	0,00%
Stock	0	0	0,00%
Ready to market	50075	43310	-13,51%

Tab. 5: LPG in Kosovo for the month of June 2022 in relation to the same month of the previous year

(ton)

LPG	06-2021	06-2022	Y-2022 / Y-2021%
Production	0	0	0,00%
Import	2557	1863	-27,15%
Export	0	0	0,00%
Stock	0	0	0,00%
Ready to market	2557	1863	-27,15%

Tab. 6: Lubricating oils in Kosovo for June 2022 in relation to the same month of the previous year

(ton)

Lubricating oils	06-2021	06-2022	Y-2022 / Y-2021%
Production	0	0	0,00%
Import	329	414	25,72%
Export	17	0	-100,00%
Stock	0	0	0,00%
Ready to market	312	414	32,73%

Tab. 7: Oil with sulfur content more than 0.5% in Kosovo in June 2022 compared to the same month of the previous year

(ton)

Oil with a sulfur content of more than 0.5%	06-2021	06-2022	Y-2022 / Y-2021%
Production	0	0	0,00%
Import	1989	1037	-47,88%
Export	0	0	0,00%
Stock	0	0	0,00%
Ready to market	1989	1037	-47,88%

- **Address: KOSOVO AGENCY OF STATISTICS,**
Str. "Zenei Salihu", no. 4, 10000 Prishtina
- **Telephone:** +383 (0) 38 200 31 129
CEO: +383 (0) 38 200 31 112
- **Fax:** +383 (0) 38 235 033
- **E-mail:** infoask@rks-gov.net
- **Web page:** <http://ask.rks-gov.net>
- © : Kosovo Agency of Statistics,
- Reuse is authorized provided the source is acknowledged.