



Republika e Kosovës

Republika Kosova-Republic of Kosovo

Qeveria - Vlada - Government

Ministria e Financave, Punës dhe Transfereve -Ministartstvo za Finansija, Rada i Transfera

Ministry of Finance, Labor and Transfers

Agjencia e Statistikave të Kosovës - Agencija za Statistike Kosova - Kosovo Agency of Statistics



# Energy Statistics February 2022

## **Prishtina, 22.04.2022: Kosovo Agency of Statistics (KAS) has prepared the publication of Energy Statistics in February 2022**

Kosovo Agency of Statistics (KAS) has compiled on a monthly basis a publication with data on production and consumption on coal, production and consumption of energy, import and export of energy and import and export of other energy fuels. This statistical publication presents statistical data for the month of February 2022.

The source of data are: Kosovo Energy Corporation (KEK), Kosovo Company for Distribution and Supply of Electricity KESCO, KOSTT and Kosovo International Trade Statistics within KAS.

Based on continued demand from various internal and external users and based on indicators of Eurostat which publishes the statistics of energy on a monthly basis, here are presented data of interest.

The purpose of the publication is to be mindful of the tendency of development of this sector.

The publication will serve as a useful reference base for all users of KAS statistical data and will serve as useful and relevant economic information for Kosovo.

In particular, we thank the Kosovo Energy Corporation and the Kosovar Company for Distribution and Supply of Electricity and KOST without whose cooperation this publication would not have been possible.

As the data are preliminary, the monthly publications will be revised when data on energy are released annually.

Proposals, suggestions and feedback can be sent to: [infoask@rks-gov.net](mailto:infoask@rks-gov.net)

**Publication was prepared by:**

Ismajl Sahiti – Acting Director of Department  
Hysni Elshani – Acting Head of the Division of Economic Statistics  
Bekim Bojku – Officer for Economic Statistics  
Ahmet Cakolli – Design Officer

April, 2022

Acting Chief Executive Officer, KAS  
Mr. Ilir T.Berisha

## 1. Energy available in February 2022

In February 2022, the gross generation of electricity from power plants was 548.04 GWh. The gross electricity generation from hydropower plants was 4.17 GWh." And the gross generation of electricity from wind and solar power was 38.37 GWh.

During the month of February 2022 the gross available electricity was 680.7 GWh while the electricity consumption was 469.92 GWh or by 7.39% higher than the same month of the previous year. The share of alternative electricity within the total consumption was 8.43%

Meanwhile, the import of electricity in February 2022 was 272.97 GWh while the export of electricity in the same period was 182.85 GWh.

Coal production was 7.81 thousand tons, or about 5.27% more than in the same month of the previous year.

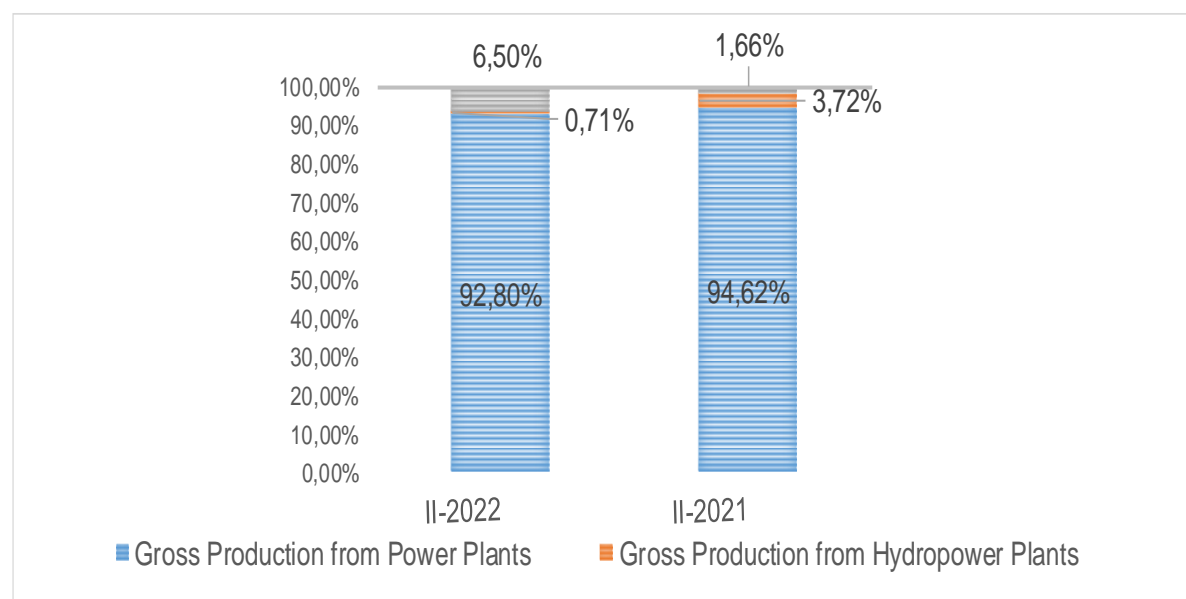
The tables and graphs below indicate detailed situation on energy consumption and other energy fuels or resources.

## 2. Electricity production and consumption in February 2022

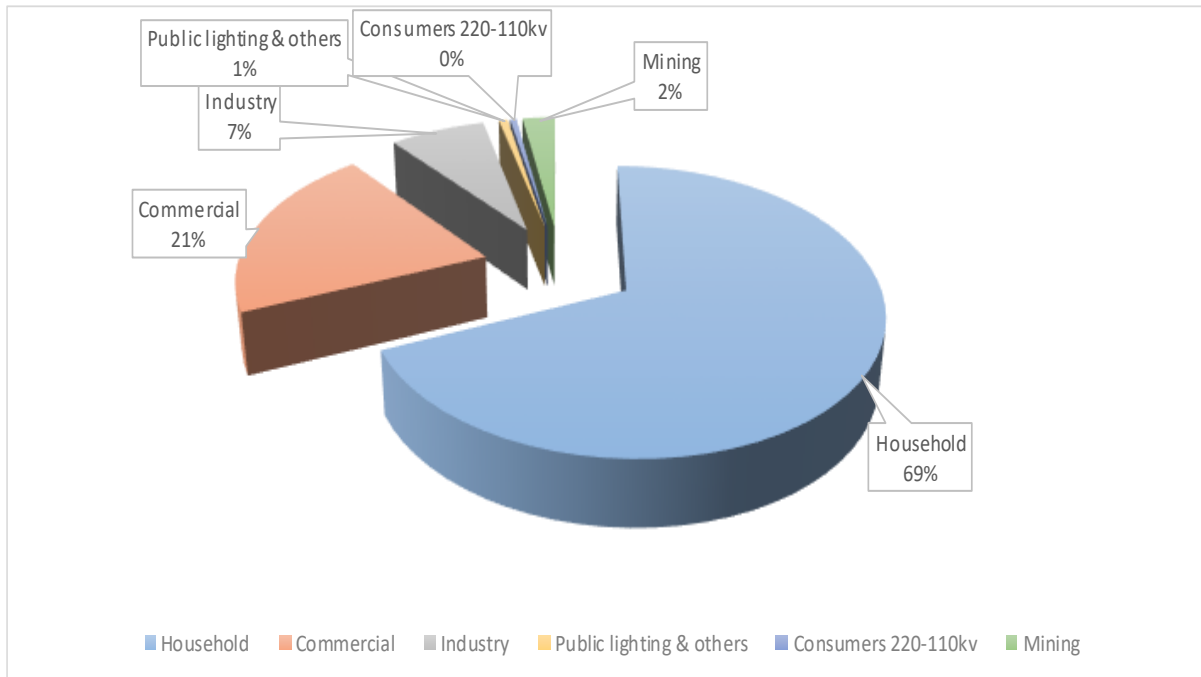
Tab. 1: Production and consumption of electricity in February 2022 compared to February 2021

MWH	02-2021	02-2022	II 2022 / II 2021 %
Gross Production from Power Plants	540.951	548.037	1,31%
Gross Production from Hydropower Plants	21.286	4.168	-80,42%
Gross Production from Wind and Solar	9.473	38.372	305,05%
Import	296.269	272.967	-7,87%
Export	187.787	182.846	-2,63%
<b>Energjia Elektrike bruto në Dispozicion</b>	<b>680.191</b>	<b>680.698</b>	<b>0,07%</b>
Household	299.626	345.895	15,44%
Commercial	90.554	103.558	14,36%
Industry	32.907	36.724	11,60%
Public lighting & others	2.812	3.441	22,38%
Consumers 220-110kv	35.088	2.476	-92,94%
Mining	8.936	12.560	40,55%
<b>Konsumi i energjisë Elektrike</b>	<b>469.923</b>	<b>504.655</b>	<b>7,39%</b>

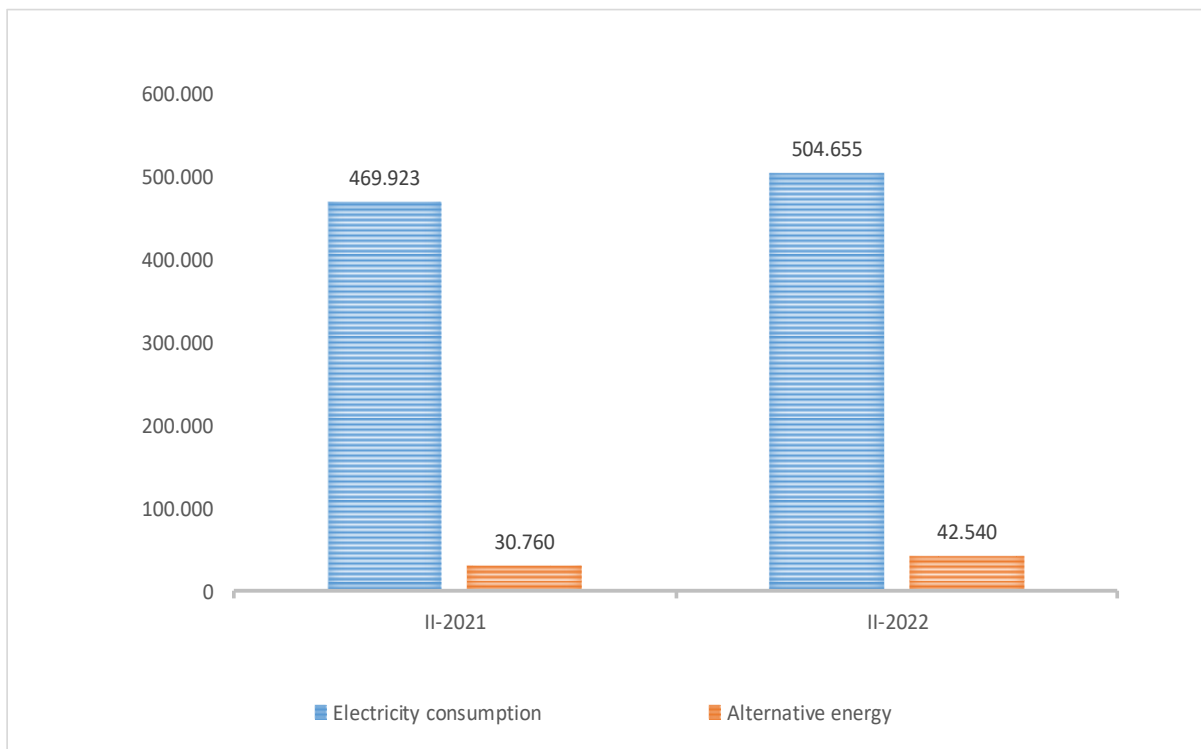
Fig. 1: The structure of available electricity according to the energy source

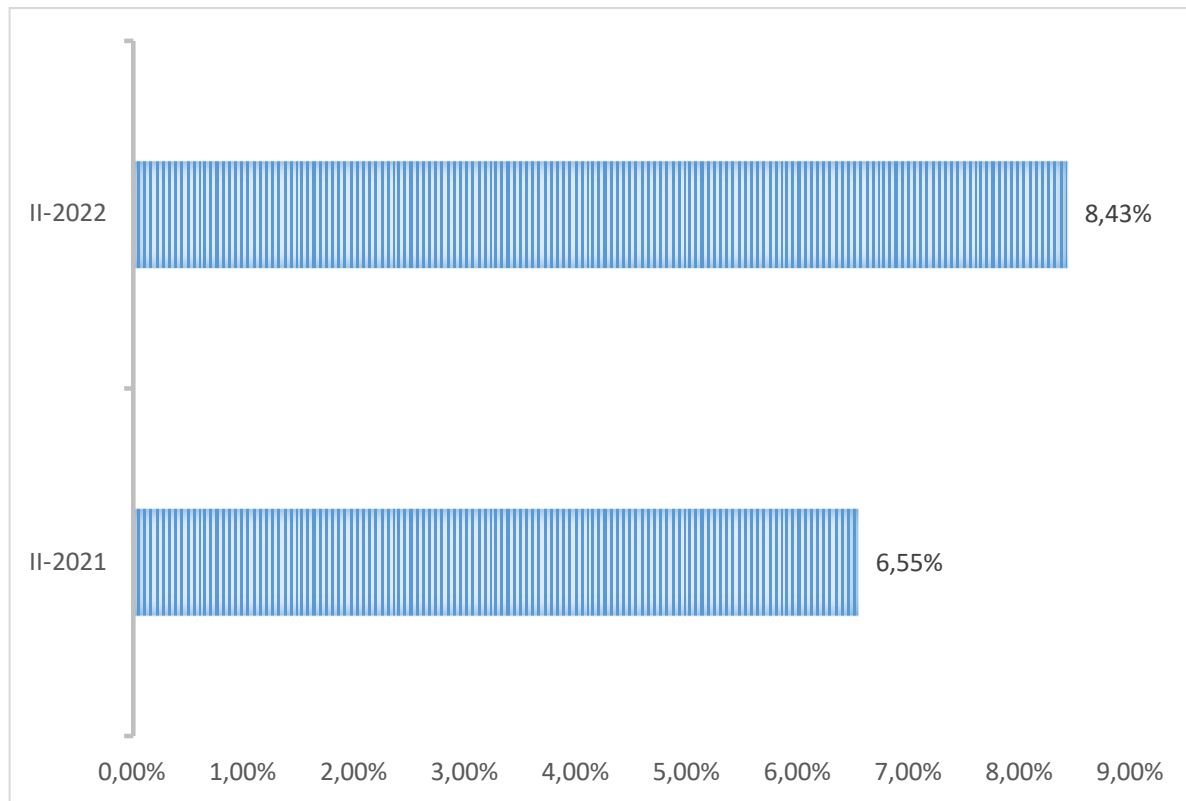


**Fig. 1.1: Structure of electricity consumed by sectors**



**Fig. 1.2: The amount of alternative electricity within consumption**



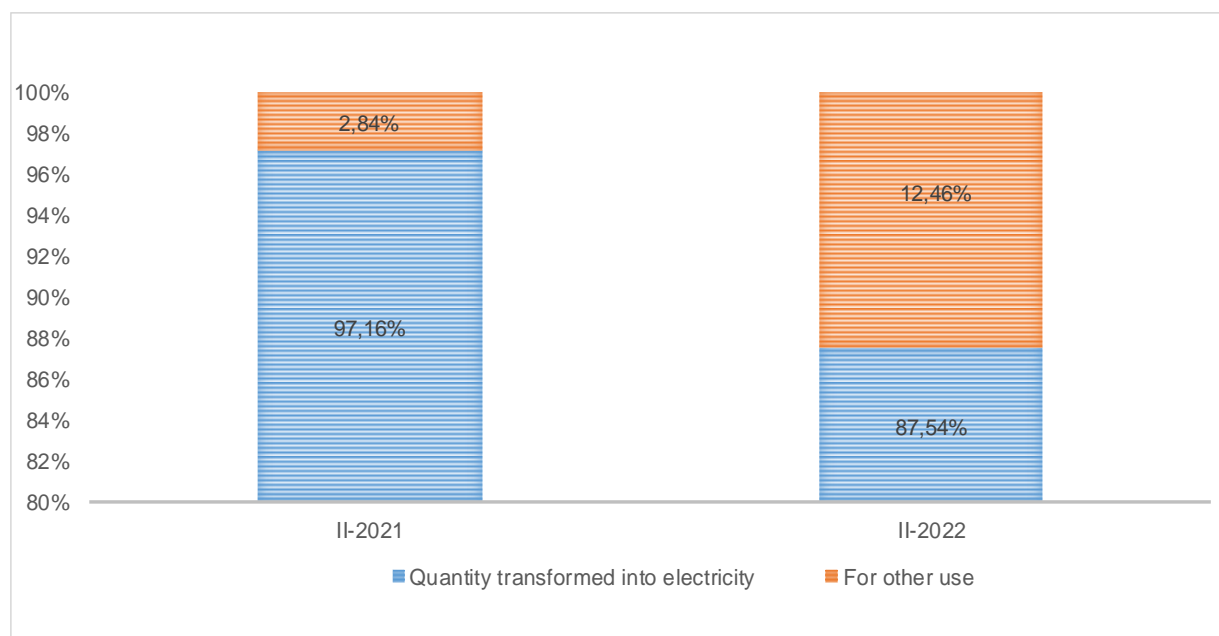
**Fig. 1.3: Participation of alternative energy in consumption of electricity**

### 3. Production and consumption of coal in February 2022

**Tab. 2: Production of coal in February 2022**

	02-2021	02-2022	I 2022 / I 2021 %
Coal production (tons)	741.472	780.557	5,27%
Quantity transformed into electricity	720.401	683.314	-5,15%
Coal imports	0	0	0,00%
Coal exports	497	17.936	3507,18%
Stock	270.121	720.150	166,60%
Ready for market	1.568	28.458	1714,94%

**Fig. 2: Participation of coal for transformation into electricity**



**Tab. 3: Gasoline in Kosovo for the month of February 2022 in relation to the same month of the previous year**

<b>Gasoline</b>	<b>02-2021</b>	<b>02-2022</b>	<b>II-2022 / II -2021%</b>
Production	0	0	0,00%
Import	3399	3388	-0,30%
Export	0	0	0,00%
Stock	0	0	0,00%
Ready for market	3399	3388	-0,30%

**Tab. 4: Diesel in Kosovo for the month of February 2022 in relation to the same month of the previous year**

<b>Diesel</b>	<b>02-2021</b>	<b>02-2022</b>	<b>II-2022 / II -2021%</b>
Production	0	0	0,00%
Import	38128	40923	7,33%
Export	0	0	0,00%
Stock	0	0	0,00%
Ready for market	38128	40923	7,33%

*(ton)*

**Tab. 5: LPG in Kosovo for the month of February 2022 in relation to the same month of the previous year**

<b>LPG</b>	<b>02-2021</b>	<b>02-2022</b>	<b>II-2022 / II -2021%</b>
Production	0	0	0,00%
Import	1296	1496	15,48%
Export	0	0	0,00%
Stock	0	0	0,00%
Ready for market	1296	1496	15,48%

*(ton)*



**Tab. 6: Lubricating oils in Kosovo for February 2022 in relation to the same month of the previous year**

*(ton)*

Lubricating oils	02-2021	02-2022	II-2022 / II -2021%
Production	0	0	0,00%
Import	658	565	-14,12%
Export	43	15	-64,76%
Stock	0	0	0,00%
Ready for market	615	550	-10,56%

**Tab. 7: Oil with sulfur content more than 0.5% in Kosovo in February 2022 compared to the same month of the previous year**

*(ton)*

Oil with a sulfur content of more than 0.5%	02-2021	02-2022	II-2022 / II -2021%
Production	0	0	0,00%
Import	1304	1258	-3,59%
Export	0	0	0,00%
Stock	0	0	0,00%
Ready for market	1304	1258	-3,59%

- o Adresa: KOSOVO AGENCY OF STATISTICS
- o Street. "Zenel Salihu", No. 4, 10000 Pristina
- o Telefoni: +383 (0) 38 200 31 129
- o CEO: +383 (0) 38 200 31 112
- o Fax: +383 (0) 38 235 033
- o E-mail: [infoask@rks-gov.net](mailto:infoask@rks-gov.net)
- o Website: <http://ask.rks-gov.net>
- o © Kosovo Agency of Statistics
- o Reproduction is authorized when source is indicated only