



Republika e Kosovës

Republika Kosova-Republic of Kosovo

Qeveria - Vlada – Government

Ministria e Financave, Punës dhe Transfereve –Ministartstvo za Finansija, Rada i Transfera

Ministry of Finance, Labor and Transfers

Agjencia e Statistikave të Kosovës - Agencija za Statistike Kosova - Kosovo Agency of Statistics



# Energy Statistics, March 2022

**Prishtina, 23.05.2022: Kosovo Agency of Statistics (KAS) has prepared the publication of Energy Statistics in March 2022**

Kosovo Agency of Statistics (KAS) has compiled on a monthly basis a publication with data on production and consumption on coal, production and consumption of energy, import and export of energy and import and export of other energy fuels. This statistical publication presents statistical data for the month of March 2022.

The source of data are: Kosovo Energy Corporation (KEK), Kosovo Company for Distribution and Supply of Electricity KESCO, KOSTT and Kosovo International Trade Statistics within KAS.

Based on continued demand from various internal and external users and based on indicators of Eurostat which publishes the statistics of energy on a monthly basis, here are presented data of interest.

The purpose of the publication is to be mindful of the tendency of development of this sector.

The publication will serve as a useful reference base for all users of KAS statistical data and will serve as useful and relevant economic information for Kosovo.

In particular, we thank the Kosovo Energy Corporation and the Kosovar Company for Distribution and Supply of Electricity and KOST without whose cooperation this publication would not have been possible.

As the data are preliminary, the monthly publications will be revised when data on energy are released annually.

Proposals, suggestions and feedback can be sent to: [infoask@rks-gov.net](mailto:infoask@rks-gov.net)

**Publication was prepared by:**

Ismajl Sahiti – Acting Director of Department  
Hysni Elshani – Acting Head of the Division of Economic Statistics  
Bekim Bojku – Officer for Economic Statistics

May, 2022

Acting Chief Executive Officer, KAS  
Mr. Ilir T.Berisha

## 1. Energy available in March 2022

In March 2022, the gross generation of electricity from power plants was 666.61 GWh, the gross electricity generation from hydropower plants was 10.36 GWh. "And the gross generation of electricity from wind and solar power was 33.93 GWh.

During the month of March 2022 the gross electricity available was 752.93 GWh while the electricity consumption was 507.69 GWh or 0.17% higher than the same month of the previous year. The share of alternative electricity within the total consumption was 8.71%

Meanwhile, the import of electricity in March 2022 was 267.02 GWh while the export of electricity in the same period was 224.98 GWh.

Coal production was about 6.37 thousand tons, or 4.18% less than in the same month of the previous year.

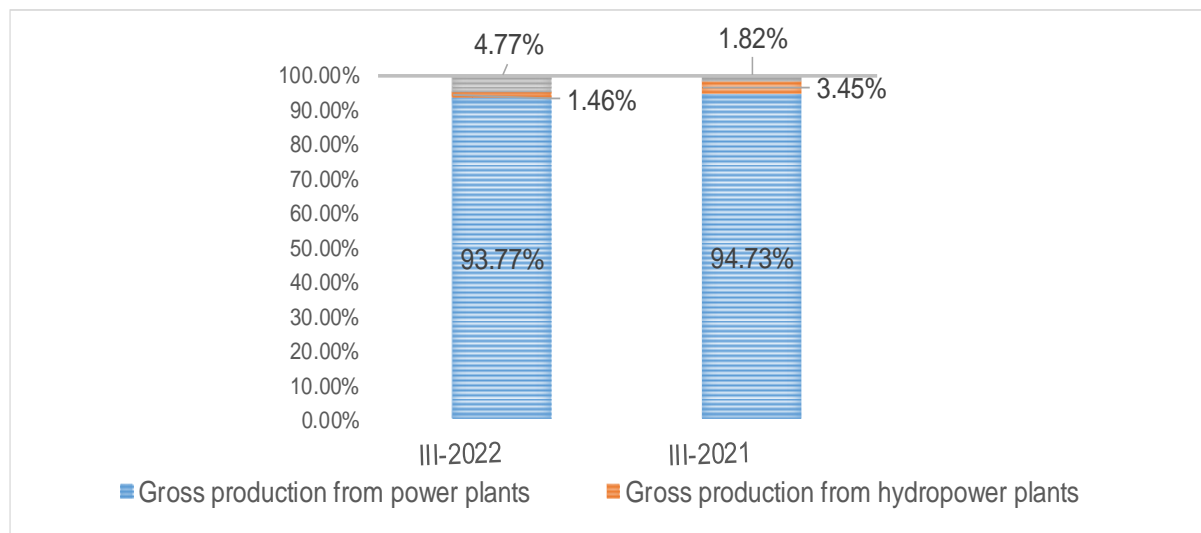
The tables and graphs below indicate detailed situation on energy consumption and other energy fuels or resources.

## 2. Electricity production and consumption in March 2022

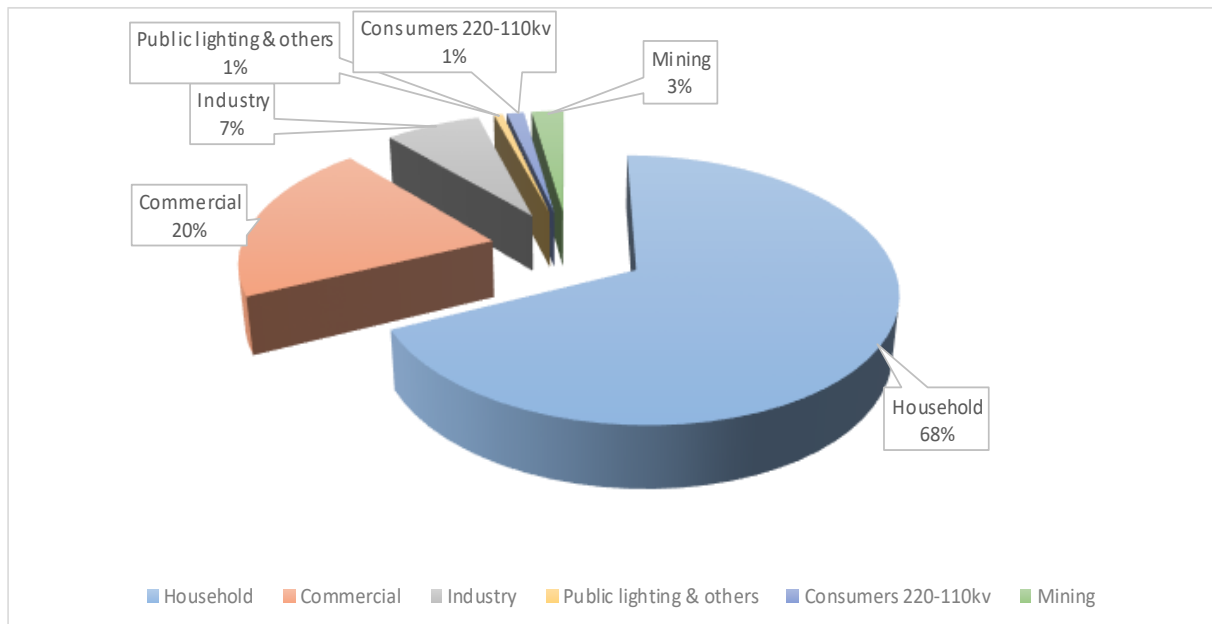
**Tab. 1: Production and consumption of electricity in March 2022 compared to March 2021**

MWH	03-2021	03-2022	III 2022 / III 2021 %
Gross production from power plants	509,606	666,610	30.81%
Gross production from hydropower plants	18,538	10,360	-44.11%
Gross production from wind and solar	9,790	33,930	246.59%
Import	320,438	267,016	-16.67%
Export	113,211	224,983	98.73%
<b>Gross electricity available</b>	<b>745,160</b>	<b>752,933</b>	<b>1.04%</b>
Household	314,574	345,895	9.96%
Commercial	96,981	103,558	6.78%
Industry	39,315	36,724	-6.59%
Public lighting & others	3,000	3,441	14.71%
Consumers 220-110kv	43,778	6,653	-84.80%
Mining	10,038	12,278	22.32%
<b>Electricity consumption</b>	<b>507,685</b>	<b>508,550</b>	<b>0.17%</b>

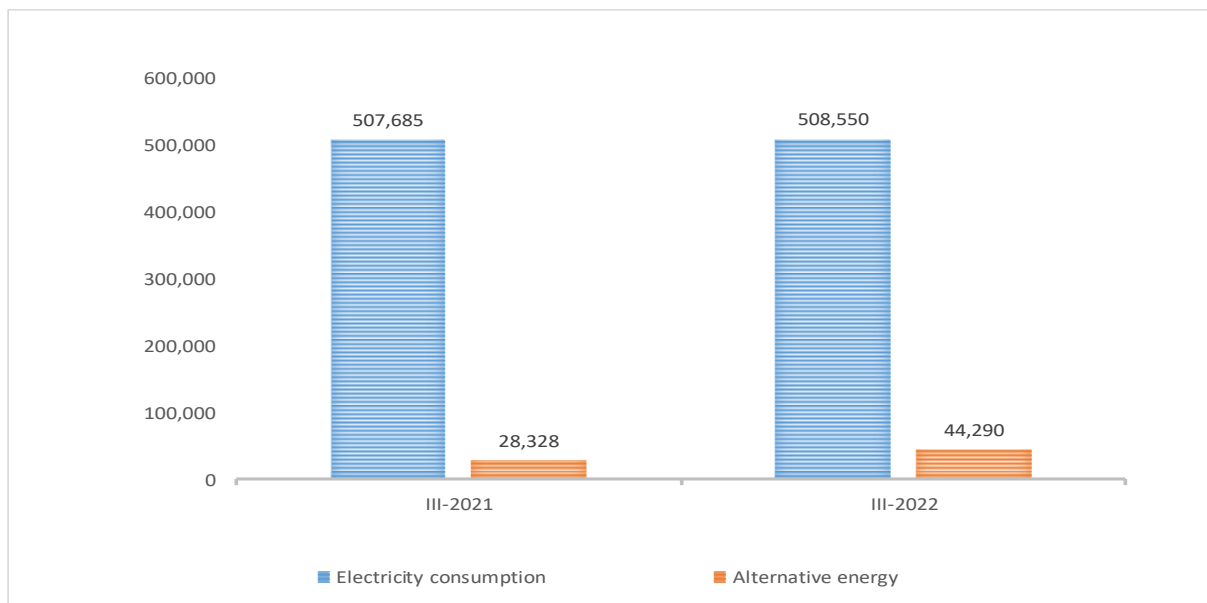
**Fig. 1: The structure of available electricity according to the energy source**

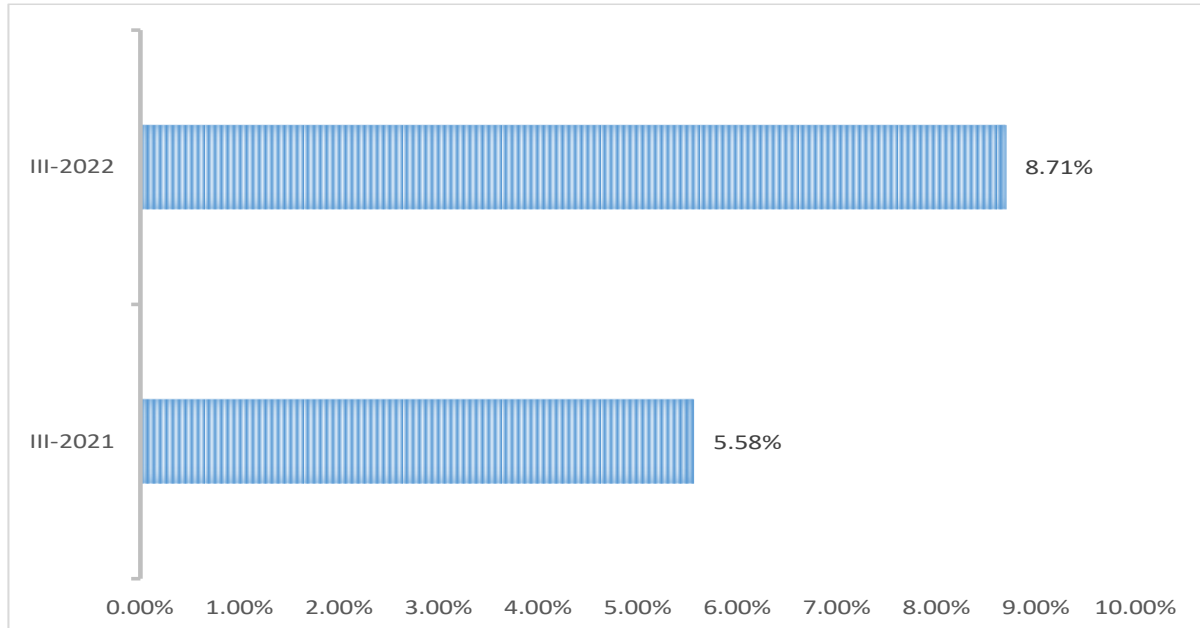


**Fig. 1.1: Structure of electricity consumed by sectors**



**Fig. 1.2: The amount of alternative electricity within consumption**



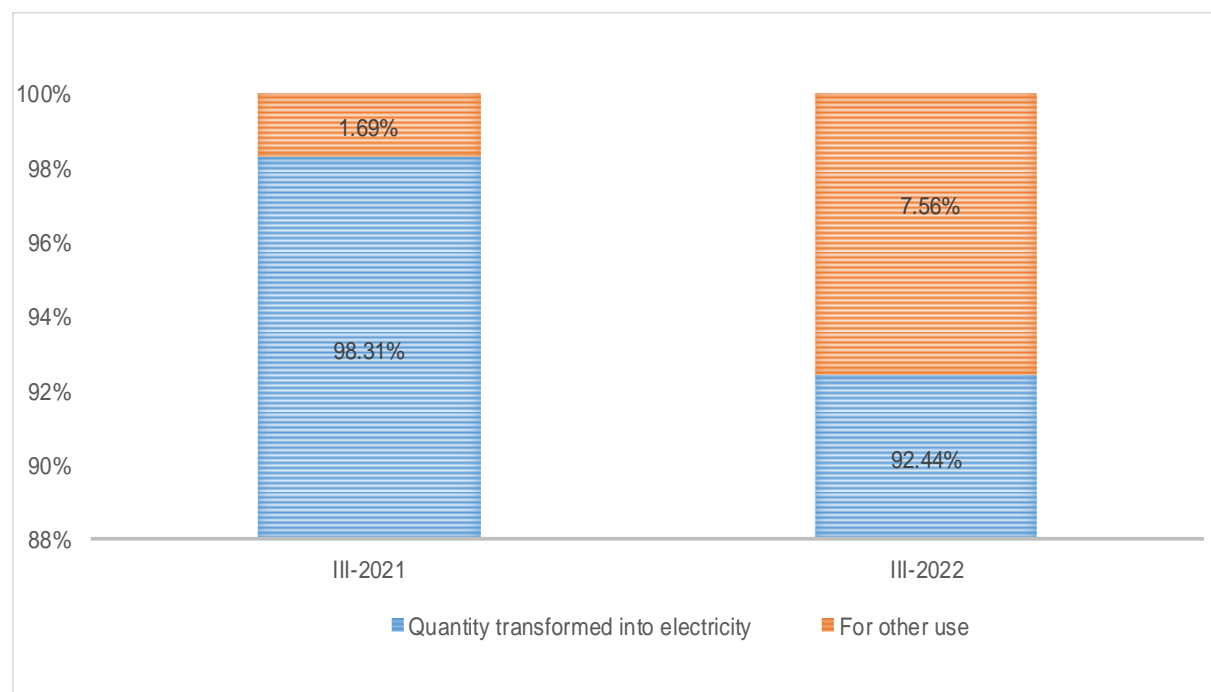
**Fig. 1.3: Participation of alternative energy in consumption of electricity**

### 3. Production and consumption of coal in March 2022

Tab. 2: Production of coal in February 2022

	03-2021	03-2022	III 2022 / III 2021 %
Coal production (tonnes)	664,669	636,874	-4.18%
Quantity transformed into electricity	583,933	828,028	41.80%
Coal imports	6,143	389	-93.67%
Coal exports	469	26,247	5496.70%
Stock	345,105	451,043	30.70%
Ready to market	11,426	52,095	355.93%

Fig. 2: Participation of coal for transformation into electricity



**Tab. 3: Gasoline in Kosovo for the month of March 2022 in relation to the same month of the previous year**

*(ton)*

<b>Gasoline</b>	<b>03-2021</b>	<b>03-2022</b>	<b>III-2022 / III -2021%</b>
Production	0	0	0.00%
Import	4870	4280	-12.11%
Export	0	0	0.00%
Stock	0	0	0.00%
Ready to market	4870	4280	-12.11%

**Tab. 4: Diesel in Kosovo for the month of March 2022 in relation to the same month of the previous year**

*(ton)*

<b>Diesel</b>	<b>03-2021</b>	<b>03-2022</b>	<b>III-2022 / III -2021%</b>
Production	0	0	0.00%
Import	46406	44511	-4.08%
Export	0	0	0.00%
Stock	0	0	0.00%
Ready to market	46406	44511	-4.08%

**Tab. 5: LPG in Kosovo for the month of March 2022 in relation to the same month of the previous year**

*(ton)*

<b>LPG</b>	<b>03-2021</b>	<b>03-2022</b>	<b>III-2022 / III -2021%</b>
Production	0	0	0.00%
Import	2206	1219	-44.72%
Export	0	0	0.00%
Stock	0	0	0.00%
Ready to market	2206	1219	-44.72%



**Tab. 6: Lubricating oils in Kosovo for March 2022 in relation to the same month of the previous year**

*(ton)*

<b>Lubricating oils</b>	<b>03-2021</b>	<b>03-2022</b>	<b>III-2022 / III -2021%</b>
Production	0	0	0.00%
Import	762	679	-10.85%
Export	35	38	10.34%
Stock	0	0	0.00%
Ready to market	727	641	-11.87%

**Tab. 7: Oil with sulfur content more than 0.5% in Kosovo in March 2022 compared to the same month of the previous year**

*(ton)*

<b>Oil with a sulfur content of more than 0.5%</b>	<b>03-2021</b>	<b>03-2022</b>	<b>III-2022 / III -2021%</b>
Production	0	0	0.00%
Import	2590	1528	-41.03%
Export	0	0	0.00%
Stock	0	0	0.00%
Ready to market	2590	1528	-41.03%

- o Adresa: KOSOVO AGENCY OF STATISTICS
- o Street. "Zenel Salihu", No. 4, 10000 Pristina
- o Telefoni: +383 (0) 38 200 31 129
- o CEO: +383 (0) 38 200 31 112
- o Fax: +383 (0) 38 235 033
- o E-mail: [infoask@rks-gov.net](mailto:infoask@rks-gov.net)
- o Website: <http://ask.rks-gov.net>
- o © Kosovo Agency of Statistics
- o Reproduction is authorized when source is indicated only