



Republika e Kosovës
Republika Kosova-Republic of Kosova

Qeveria - Vlada - Government

Ministria e Financave, Punës dhe Transfereve –Ministartstvo za Finansija, Rada i Transfera Ministry
of Finance, Labor and Transfers

Agjencia e Statistikave të Kosovës - Agencija za Statistike Kosova - Kosovo Agency of Statistics

Seria 5: National Accounts Statistics

Government Accounts 2015-2021





Republika e Kosovës
Republika Kosova-Republic of Kosova
Qeveria - Vlada - Government

Ministria e Financave, Punës dhe Transfereve –Ministartstvo za Finansija, Rada i Transfera Ministry
of Finance, Labor and Transfers

Agjencia e Statistikave të Kosovës - Agencija za Statistike Kosova - Kosovo Agency of Statistics

Seria 5: National Accounts Statistics

Government Accounts 2015 - 2021



Publisher: Kosovo Agency of Statistics (KAS)
Date of publication: May, 2022
© Kosovo Agency of Statistics (KAS)
Reuse is authorised provided the source is acknowledged.
More detailed information can be found at KAS website:
<http://ask.rks-gov.net>

Preface

Pristina, 06.05.2022 Kosovo Agency of Statistics (KAS) has prepared the Kosovo Government Accounts publication for the period 2015 - 2021. This publication is prepared in compliance with the Manual of International Monetary Fund on Government Finance Statistics (GFSM 2014) and European System of Accounts (ESA 2010) *. The publication presents the picture of government revenues and expenditures within this period of time.

KAS is grateful to the Ministry of Finance (MF) and the Kosovo Pension Savings Trust (KPST) on data providing concerning this publication.

Comments, proposals and suggestions are welcomed and they can be sent to: infoask@rks-gov.net.

This publication was prepared by:

Fatmir Morina - Director of National Accounts Department
Edona Rexhepaj - Head of Non-Observed Economy and Government Accounts Division
Fatlie Mazreku - Senior Officer for Government Accounts
Ilir Mazrekaj - Senior Officer for Government Accounts
Vjosa Prekazi - Officer for Government Accounts

May, 2022

Acting Chief Executive Officer of KAS

Ilir.T.Berisha

Abbreviations

CBK	-	Central Bank of Kosovo
COFOG	-	Classification of the Functions of Government
ESA2010	-	European System of Accounts 2010
GFSM2014	-	Government Finance Statistics Manual
IMF	-	International Monetary Fond
KAS	-	Kosovo Agency of Statistics
KPST	-	Kosovo Pension Savings Trust
MF	-	Ministry of Finance
:	-	Figure not available
—	-	Not applicable

Contents

	Page
1. Introduction	8
2. Revenues - General Government	9
Table 1: General Government Revenues based on ESA 2010 for the period 2015-2021.....	9
Graph 1. General Government Revenues based on ESA 2010 for 2021.....	10
3. Expenditures - General Government	11
Table 2. General Government Expenditures based on ESA 2010 for the period 2015 – 2021.....	11
Graph 2. General Government Expenditures based on ESA 2010 for 2021.....	12
Table 3. General Government Expenditures based on COFOG for the period 2015 – 2021.....	13
Graph 3. General Government Expenditures based on COFOG for 2021.....	14
Table 4: The main indicators for Kosovo pension pillar II (2004-2021).....	16

1. Introduction

The publication presents an overview of revenues and expenditures for the period 2015 - 2021, based on administrative data collection and calculations of KAS.

The publication is prepared based on the IMF Manual for Government Finance Statistics (GFSM 2014) and European System of Accounts (ESA 2010).

The data sources are the Treasury Department of the Ministry of Finance and Kosovo Pension Saving Trust.

2. Revenues – General Government

Total revenues of the General Government in 2021 were 2,484.6 million Euros.

Most of revenues are comprised from Taxes on Products, which represent 67% of total revenues, current taxes on income, wealth 13 %, financial assets and liabilities 11%, while the rest of revenues is distributed in other categories.

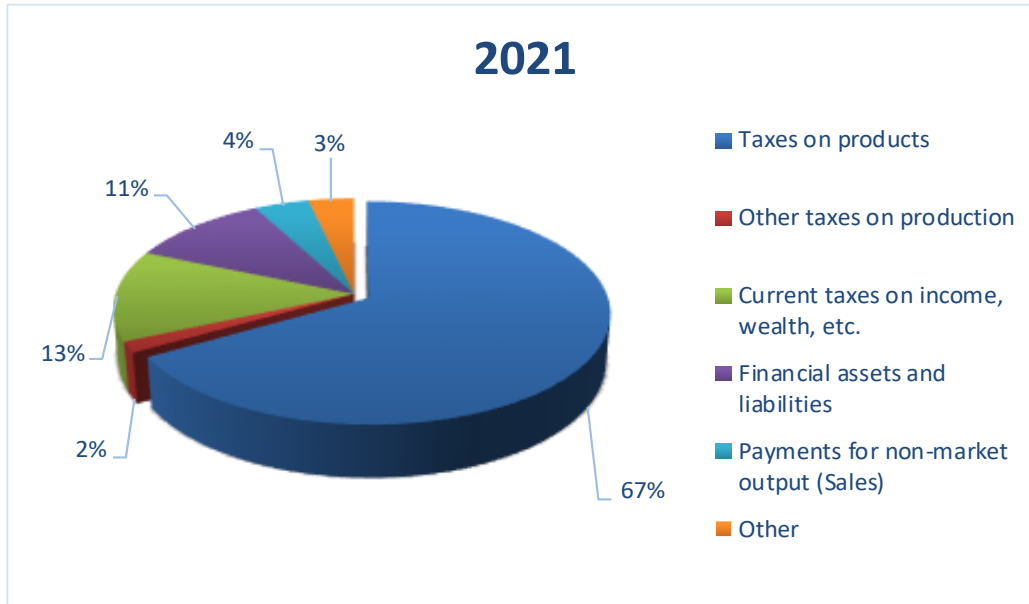
Tab. 1: General Government Revenues based on ESA2010 for the period 2015-2021

(in million Euro)

ESA2010	Description	2015	2016	2017	2018	2019	2020	2021
D21	Taxes on products	1.093,9	1.220,1	1.300,2	1.341,4	1.419,0	1.278,1	1.654,9
D211	Value added type taxes (VAT)	584,3	664,4	711,5	758,9	805,8	739,0	984,4
D212	Taxes and duties on imports excluding VAT	486,5	527,4	552,4	545,7	572,5	504,4	626,8
D2121	Import Duties	130,7	129,9	127,8	130,2	137,2	106,7	126,6
D2122	Taxes on imports excluding VAT and duties	355,8	397,5	424,6	415,5	435,2	397,6	500,1
D214	Taxes on products, except VAT and import taxes	23,1	28,3	36,3	36,7	40,8	34,7	43,7
D29	Other taxes on production	57,9	46,4	46,2	40,0	46,0	45,1	40,1
D4	Property income	16,5	7,2	9,4	13,0	13,6	14,4	42,9
D5	Current taxes on income, wealth, etc.	205,1	236,0	233,1	271,5	280,9	264,4	330,6
D7	Other current transfers	27,8	23,1	21,7	25,8	38,5	58,4	43,8
F	Financial assets and liabilities	227,8	154,8	212,0	208,2	309,6	463,3	268,3
P131	Payments for non-market output (Sales)	77,0	91,7	98,5	106,4	113,4	81,8	103,9
Total		1.706,1	1.779,3	1.921,2	2.006,1	2.220,9	2.205,4	2.484,6

Structure of General Government revenues is presented in Graph 1.

Graph. 1: General Government Revenues based on ESA2010 for 2021



3. Expenditure – General Government

Total amount of General Government expenditures in 2021 was 2,376.4 million Euros.

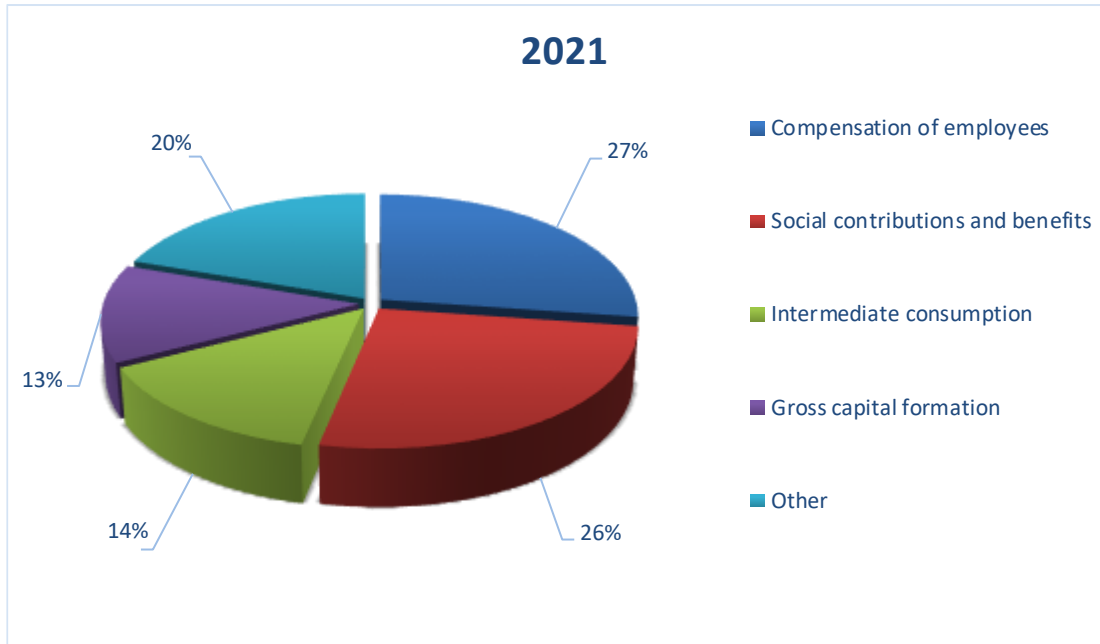
Most of the expenditures are comprised from Compensation of employees which represent 27%, social contributions and benefits 26%, Intermediate consumption 14%, Gross Capital Formation 13%, while the rest of expenditures is distributed in other categories

Tab. 2: General Government Expenditures based on ESA2010 for the period 2015 – 2021

		<i>(in million Euro)</i>						
ESA2010	Description	2015	2016	2017	2018	2019	2020	2021
D1	Compensation of employees	526,3	544,8	550,7	591,9	617,5	661,4	648,1
D3	Subsidies	86,8	82,1	101,0	107,7	117,5	239,9	223,8
D4	Property income	15,9	19,1	18,7	18,7	23,1	27,4	30,8
D6	Social contributions and benefits	345,0	408,4	420,8	481,7	530,0	673,7	619,0
D7	Other current transfers	14,5	13,3	8,6	29,7	28,9	31,3	52,5
D9	Capital transfers	30,6	39,1	21,5	20,6	26,5	18,4	6,5
F	Financial assets and liabilities	29,6	67,3	60,4	22,9	56,1	117,1	132,2
NP	Acquisitions less disposals of non-produced assets	31,3	29,1	7,0	6,7	16,4	20,6	21,9
P2	Intermediate consumption	181,5	177,5	191,9	209,4	250,1	228,5	334,0
P5	Gross capital formation	350,7	383,7	455,5	488,8	485,4	313,9	307,5
Total		1.612,3	1.764,7	1.836,2	1.978,0	2.151,6	2.332,2	2.376,4

Structure of General Government expenditures is presented in Graph 2.

Graph. 2: General Government Expenditures based on ESA2010 for 2021



Total amount of General Government expenditures based on COFOG in 2021 was 2,376.4 million Euros.

Most of the expenditures are comprised from Social Protection 26%, General Services 16%, Economic affairs 15%, Education 14%, Health 12%, while the rest of expenditures is distributed in other sectors.

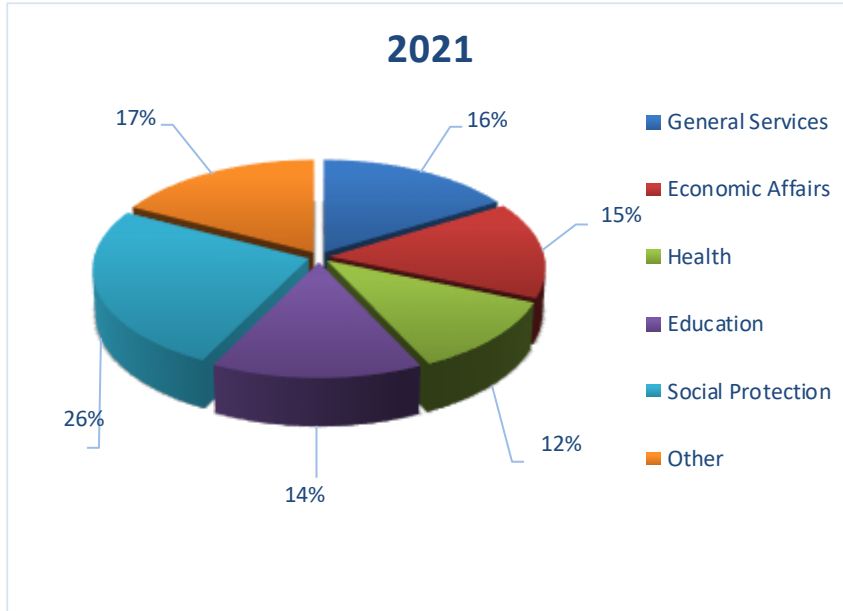
Tab. 3: General Government Expenditures by COFOG classification for the period 2015-2021

(in million Euro)

Description	2015	2016	2017	2018	2019	2020	2021
General Services	369,3	179,5	270,5	245,5	336,5	376,0	387,3
Defense	34,8	104,6	34,9	46,5	49,9	59,7	91,8
Public order and Safety	84,6	160,3	156,0	176,3	197,7	204,8	210,5
Economic Affairs	322,8	385,6	418,8	450,8	404,5	462,4	358,5
Environmental Protection	13,9	19,8	9,9	16,4	23,7	14,8	9,5
Housing and Community Amenities	28,6	42,1	35,3	43,2	43,7	37,2	39,3
Health	164,8	168,2	178,6	199,8	220,8	261,7	275,8
Recreation, Culture and Religion	33,3	38,3	47,9	57,1	61,0	51,8	60,7
Education	261,9	280,2	282,7	301,9	323,0	313,1	340,3
Social Protection	298,3	386,0	401,4	440,4	490,7	550,7	602,7
Grand Total	1.612,3	1.764,7	1.836,2	1.978,0	2.151,6	2.332,2	2.376,4

Structure of General Government expenditures is presented in Graph 3.

Graph. 3: General Government Expenditures by COFOG classification for 2021



Pension fund system

The pension system consists of 3 pillars. Each of them is different in the way of how they are funded and the population which they cover:

The first Pillar - is a means-tested basic social assistance scheme which also, but not only, applicable to elderly. This pillar is integrated into Central Government, meaning that it is part of Government component. Pension outlays under this scheme are considered as social benefits included in the "current transfers to households". This system is financed by General Government receipts.

The second Pillar - is a mandatory pension funded scheme. This scheme was implemented from August 2002, when big employer and national agencies were mandatory for contribution. Since 2003 mandatory saving scheme is expanded in order to cover all the employers of Kosovo and self-employed. Mandatory pension Savings are administrated and managed by Kosovo Pension saving Trust. KPST receives pension contributions with an amount 10 % of gross wages separated between employers and employee (5% + 5%), and for self-employed 10 % of the earned income. KPST invest these assets through specialized management of assets.

The third Pillar - Articles of regulation on Pension on voluntary scheme ensure those schemes to be reliable, funded in adequate and transparent way. Vulnerary pension scheme presents an option for business and other financial institutions and can be funded from employers' contributions and employees. Department of pension in CBK license and monitor vulnerary scheme.

The Kosovo's main pension system is completely recorded outside the government sector. Contributions and pension payments are flows between the households and the financial corporation's sector.

From economic point of view, it does not seem fully satisfactory that the main mandatory pension system is not reflected at all in the government accounts. Hence, KAS publication concerning the government accounts in principle contains an overview of situation on the funded pension pillar (contributions, revenue assets, payments and assets).

Tab. 4: The Main indicators for Kosovo pension pillar II (2004-2021)

(in million Euro)

Years	Collected Pension Contributions	Investment Return	Fees, Refunds & Other Payouts	Pension Assets Balance
2004	44	1	1	83
2005	52	11	2	144
2006	57	16	28	188
2007	64	6	5	252
2008	73	-91	6	228
2009	83	47	7	350
2010	95	26	8	463
2011	108	3	12	563
2012	113	54	16	715
2013	119	71	17	888
2014	129	67	21	1.063
2015	138	30	24	1.206
2016	152	65	29	1.393
2017	160	103	35	1.620
2018	173	-85	51	1.656
2019	187	161	61	1.943
2020	194	72	244	1.965
2021	213	227	78	2.328

Kosovo Agency of Statistics: Short description

Kosovo Agency of Statistics is a professional institution which deals with collection, processing and publication of official statistical data. As such acts since 1948 and has passed through several historical stages, structured according to state regulation of those times

On 2 August 1999, the Agency has resumed his professional work (after nine years of interruption of all statistical series detrimental to the interest of Kosovo), as an independent institution under the Ministry of Public Administration. Since 01.07.2020 the Agency operates in the frames of the Ministry of Finance, Labor and Transfers. Office is funded by the Kosovo Consolidated Budget, but also by donors for specific projects and for technical professional support.

Kosovo Agency of Statistics acts according to the Law No. 04/L-036 which entered into force on 12.12.2011 and Amendment of Law No. 06/L-058 which entered into force on 17.01.2019 . Programme of Official Statistics 2018/2022 is in implementation for the development of statistical system in correlation with the European Union statistics (EUROSTAT).

Kosovo Agency of Statistics has this organizational structure: production departments; Department of Economic statistics, Department of National Accounts, Department of Agriculture and Environment statistics and Department of Social statistics. Support Departments; Department of Methodology and Information Technology, Department of Policy Planning, Coordination and Communication, Department of Census and survey and Department of Administration. Within the Agency are also established Regional Offices; Gjakove, Gjilan, Mitrovica, Peja, Prizren, Pristina and Ferizaj

In KAS are employed in total 156 workers, of whom 115 at the headquarters of the Agency, while in the Regional Offices, 41. Agency's educational qualifying structure is as follows: 123 with university education, 15 with non-tertiary education, and 18 with secondary education

We have professional and technical cooperation with all Ministries of the Government of Kosovo, especially with the Ministry of Economy and Finance, Central Bank of Kosovo, with international institutions, EUROSTAT, International Monetary Fund, World Bank, Sweden's SIDA, DFID, UNFPA, UNDP, UNVEF, and with the statistical institutions of the countries in the region.

Kosovo Agency of Statistics almost completely covers the territory of Kosovo, based on the statistical structure of the enumeration areas as the basic unit and sole in the country from which it gets first hand information. All surveys conducted in the field use the extension of the samples in these enumeration areas but also a statistical methodology according to international recommendations. During the collection of statistical data and reports from reporting entities are involved professionals, technicians, administrators, servants of the country offices, field enumerators from regional offices, etc.

In 2011, the project of Population Census , Households and Dwellings was successfully implemented, and in 2014 was successfully carried out the Agriculture Census. The result obtained from these censuses will have an important role in the development policies.

The mission of the Agency; to meet the needs of users with qualitative statistical data, objective, in time and space so that users have reliable base to conduct regular analysis in the interest of planning and project development at the municipal and country level. To support government institutions, scientific institutes, research academies, businesses in order to provide proper information for decision-makers and other users in Kosovo.

- o **Adresa: KOSOVO AGENCY OF STATISTICS**
- o Street. "Zenel Salihu", No. 4, 10000 Pristina
- o **Telefoni: +383 (0) 38 200 31 129**
- o CEO: +383 (0) 38 200 31 112
- o **Fax: +383 (0) 38 235 033**
- o **E-mail: infoask@rks-gov.net**
- o **Website: <http://ask.rks-gov.net>**
- o © Kosovo Agency of Statistics
- o Reproduction is authorized when source is indicated only