



Republika e Kosovës

Republika Kosova-Republic of Kosovo

Qeveria - Vlada - Government

Ministria e Financave, Punës dhe Transfereve -Ministartstvo za Finansija, Rada i Transfera

Ministry of Finance, Labor and Transfers

Agjencia e Statistikave të Kosovës - Agencija za Statistike Kosova - Kosovo Agency of Statistics



Energy Statistics in January 2022

Prishtina,25.03.2022: Kosovo Agency of Statistics (KAS) has prepared the publication of Energy Statistics in January 2022

Kosovo Agency of Statistics (KAS), for the first time, has compiled on a monthly basis a publication with data on production and consumption on coal, production and consumption of energy, import and export of energy and import and export of other energy fuels. This statistical publication presents statistical data for the month of January 2022.

The source of data are: Kosovo Energy Corporation (KEK), Kosovo Company for Distribution and Supply of Electricity KESCO, KOSTT and Kosovo International Trade Statistics within KAS.

Based on continued demand from various internal and external users and based on indicators of Eurostat which publishes the statistics of nergy on a monthly basis, here are presented data of interest.

The purpose of the publication is to be mindful of the tendency of development of this sector.

The publication will serve as a useful reference base for all users of KAS statistical data and will serve as useful and and relevent economic information for Kosovo.

In particular, we thank the Kosovo Energy Corporation and the Kosovar Company for Distribution and Supply of Electricity and KOST without whose cooperation this publication would not have been possible.

As the data are preliminary, the monthly publications will be revised when data on energy are released annually.

Proposals, suggestions and feedback can be sent to: infoask@rks-gov.net

Publication was prepared by:

- Ismajl Sahiti – Acting Director of Department
- Hysni Elshani – Acting Head of the Division of Economic Statistics
- Bekim Bojku – Officer for Economic Statistics
- Ahmet Cakolli – Design Officer

March, 2022

Acting Chief Executive Officer, KAS
Mr. Ilir T.Berisha

Energy available in January 2022

In January 2022 the Gross Generation from Power plants was 525.43 GWh, the Gross Production from Hydropower plants was 4.35 GWh. "And the Gross Electricity Generation from Wind and Solar was 38.24 GWh.

During January 2022, Gross Electricity Available was 869.42 GWh while electricity consumption was 536.21 GWh or 4.52% higher than the same month of the previous year. The share of alternative electricity within the total consumption was 7.6%

In January 2022 the import of electricity was 412.44 GWh while the export of electricity was 111.04 GWh. .

During January 2022, coal production is 7.83 thousand tons or about 26.88% more than the same month of the previous year.

The tables and graphs below indicate the detailed situation on energy consumption and other energy fuels or resources.

Electricity production and consumption in January 2022

Tab. 1: Production and consumption of electricity in January 2022 compared to January 2021

MWH	01-2021	01-2022	I 2022 / I 2021 %
Gross Production from Power Plants	604.529	525.431	-13,08%
Gross Production from Hydropower Plants	8.308	4.350	-47,64%
Gross Production from Wind and Solar	10.260	38.240	272,71%
Import	301.600	412.443	36,75%
Export	121.639	111.039	-8,71%
Gross Electricity Available	803.058	869.425	8,26%
Households	351.643	391.333	11,29%
Commercial	97.251	109.330	12,42%
Industry	35.012	39.742	13,51%
Public lighting & others	3.316	3.658	10,30%
Consumers 220-110kv	39.738	3.637	-90,85%
Mining	9.248	12.742	37,78%
Electricity consumption	536.208	560.442	4,52%

Fig. 1: The structure of available electricity according to the energy source

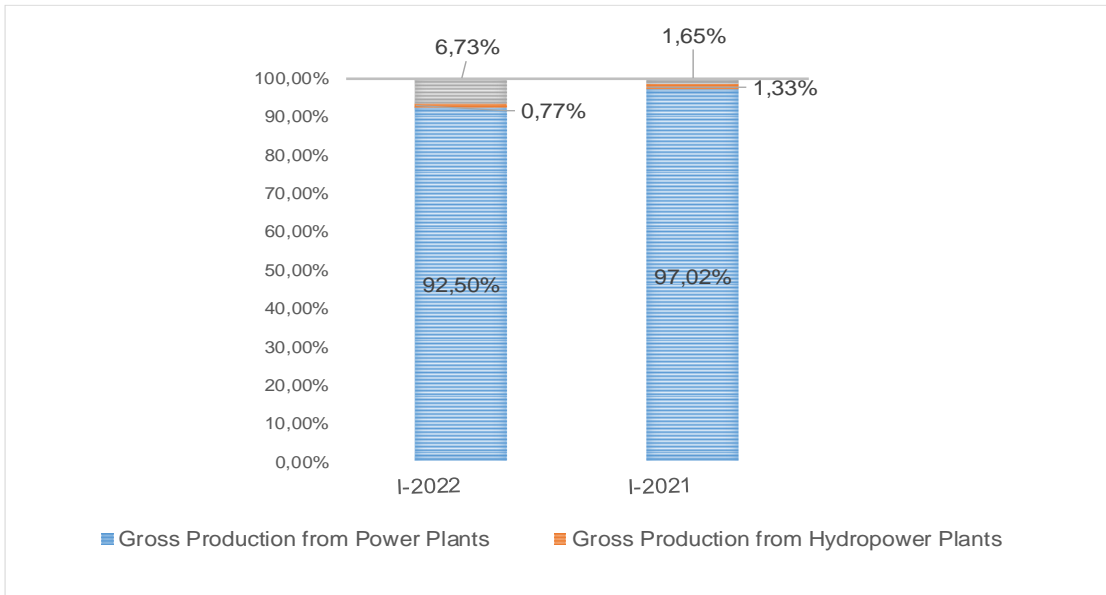


Fig. 1.1: Structure of electricity consumed by sectors

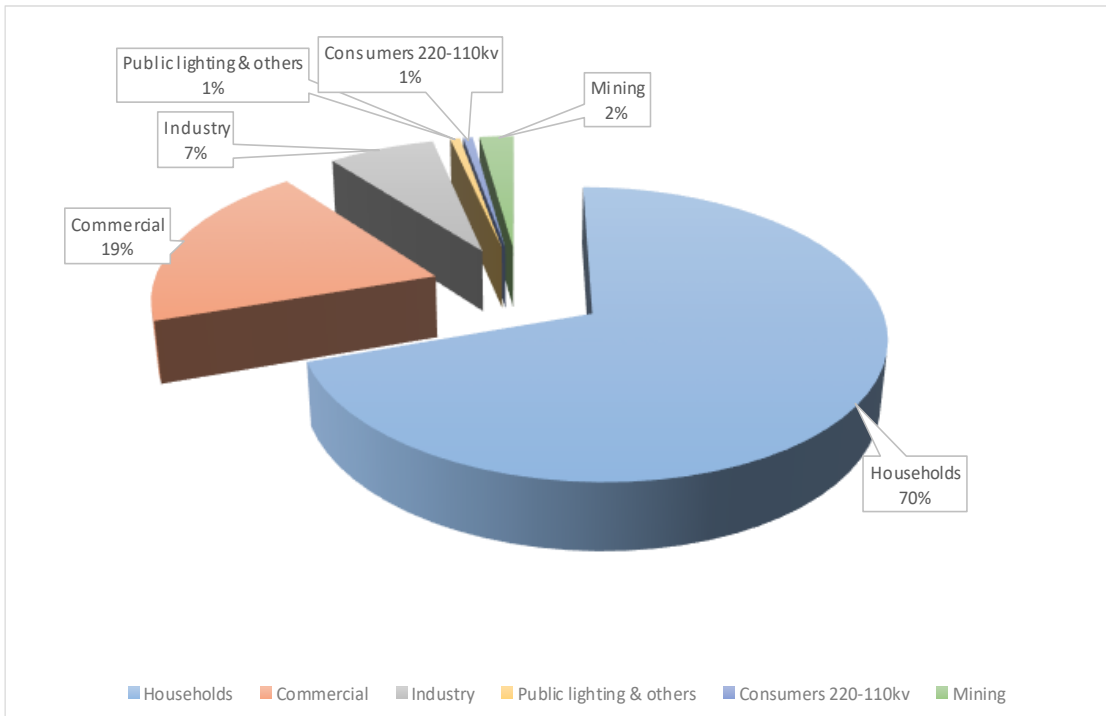


Fig. 1.2: The amount of alternative electricity within consumption

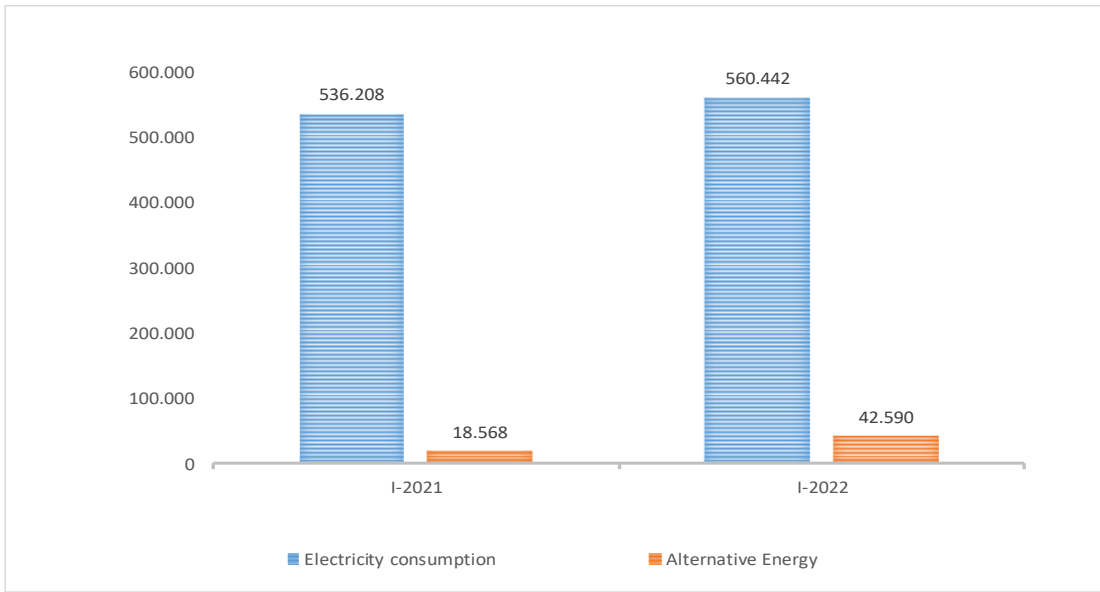
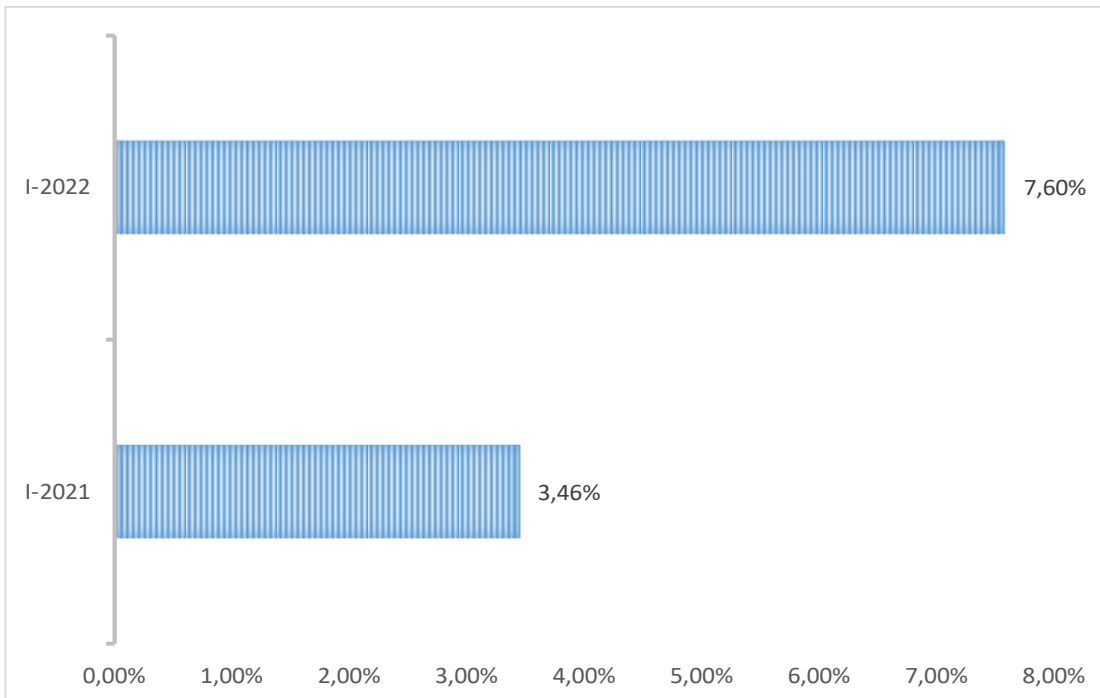


Fig. 1.3: Participation of alternative energy in consumption of electricity

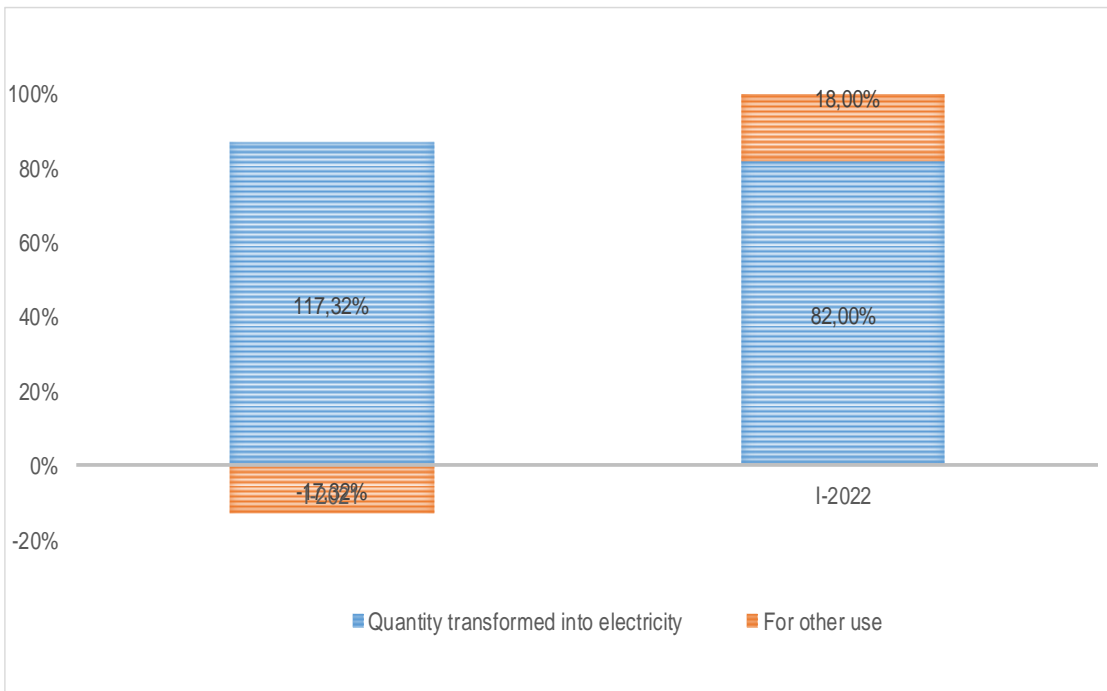


Production and consumption of coal in January 2022

Tab. 2: Production of coal in January 2022

	01-2021	01-2022	I 2022 / I 2021 %
Coal production (tons)	616.869	782.682	26,88%
Quantity transformed into electricity	723.683	641.833	-11,31%
Coal imports	0	0	0,00%
Coal exports	306	23.792	7672,76%
Stock	257.223	641.650	149,45%
Ready to market	5.661	17.140	202,78%

Fig. 2: Participation of coal for transformation into electricity



Tab. 3: Gasoline in Kosovo in January 2022 in relation to the same month of the previous year

		tons"		
Gasoline		01-2021	01-2022	I-2022 / I -2021%
	Production	0	0	0,00%
	Eksport	4285	3807	-11,14%
	Export	0	0	0,00%
	Stock	0	0	0,00%
	Ready for market	4285	3807	-11,14%

Tab. 4: Diesel in Kosovo in January 2022 in relation to the same month of the previous year

		tons"		
Diesel		01-2021	01-2022	I-2022 / I -2021%
	Production	0	0	0,00%
	Import	37022	38641	4,37%
	Export	0	0	0,00%
	Stock	0	0	0,00%
	Ready for market	37022	38641	4,37%

Tab. 5: LNG in Kosovo in January 2022 in relation to the same month of the previous year

		tons"		
LNG		01-2021	01-2022	I-2022 / I -2021%
	Production	0	0	0,00%
	Import	1218	1187	-2,53%
	Export	0	0	0,00%
	Stock	0	0	0,00%
	Ready for market	1218	1187	-2,53%

Tab. 6: Jet / kerosene fuel in Kosovo in January 2022 in relation to the same month of the previous year

		tons"		
Lubricating oils		01-2021	01-2022	I-2022 / I -2021%
	Production	0	0	0,00%
	Import	269	231	-14,18%
	Export	16	20	26,17%
	Stock	0	0	0,00%
	Ready for market	253	210	-16,76%

Tab. 7: Oil with sulfur content more than 0.5% in Kosovo in January 2022 compared to the same month of the previous year

		tons"		
Oil with a sulfur content of more than 0.5%		01-2021	01-2022	I-2022 / I -2021%
	Production	0	0	0,00%
	Import	1770	792	-55,23%
	Export	0	0	0,00%
	Stock	0	0	0,00%
	Ready for market	1770	792	-55,23%