



Republika e Kosovës

Republika Kosova-Republic of Kosovo

Qeveria - Vlada - Government

Ministria e Financave, Punës dhe Transfereve –Ministartstvo za Finansija, Rada i Transfera

Ministry of Finance, Labor and Transfers

Agjencia e Statistikave të Kosovës - Agencija za Statistike Kosova - Kosovo Agency of Statistics

Series 4: National Accounts Statistics

Kosovo Government Accounts Q4 2020



AGJENCIA E STATISTIKAVE TË KOSOVËS
AGENCIJA ZA STATISTIKE KOSOVA
KOSOVO AGENCY OF STATISTICS

P r e f a c e

Kosovo Agency of Statistics (KAS), respectively Department of National Accounts has prepared “Kosovo Government Accounts” publication for Q4 2020. This edition presents the picture of governmental revenues and expenditures within this period of time.

KAS is grateful to the Ministry of Finance (MF) on data provision concerning this publication.

Comments, proposals and suggestions are welcome and they can be forwarded to e-mail economic@rks-gov.net.

This publication was prepared by:

Fatmir Morina - Director of National Accounts Department
Edona Rexhepaj - Head of Non-Observed Economy and Government Accounts Division
Fatlie Mazreku – Senior officer of Government Accounts
Ilir Mazrekaj - Senior officer of Government Accounts
Vjosa Prekazi – Officer of Government Accounts

Pristina, March 2021

Acting Chief Executive Officer of KAS
Ilir.T.Berisha

Abbreviations

CBK	-	Central Bank of Kosovo
COFOG	-	Classification of the Functions Of Government
ESA	-	European System of Accounts 2010
GFSM	-	Government Finance Statistics Manual
IMF	-	International Monetary Fond
KAS	-	Kosovo Agency of Statistics
KPST	-	Kosovo Pension Savings Trust
MF	-	Ministry of Finance
:	-	Figure not available
-	-	Not applicable

C o n t e n t s

	Page
1. Introduction.....	4
2.Revenues - General Government	5
Table 1. General Government Revenues based on ESA 2010	5
Graph 1. General Government Revenues based on ESA 2010	6
3.Expenditures - General Government.....	7
Table 2. General Government Expenditures based on ESA 2010.....	7
Graph 2. General Government Expenditures based on ESA 2010.....	8
Table 3. General Government Expenditures based on COFOG	9
Graph 3. General Government Expenditures based on COFOG.....	10

1. Introduction

The publication presents an overview of revenues and expenditures for the period Q4 2020, based on administrative data collection and calculations of KAS.

As a general rule is intended maximum compliance of the published figures with ESA 2010 standards and IMF manual for Government Finance statistics.

The data source is the Treasury Department of the Ministry of Finance.

2. Revenues - General Government

The amount of General Government revenues in Q4 2020 was 703.2 million Euros.

Most of the revenues are Taxes on Products, which represent 52.2% of the total of revenues, while the rest is distributed into other categories of revenues.

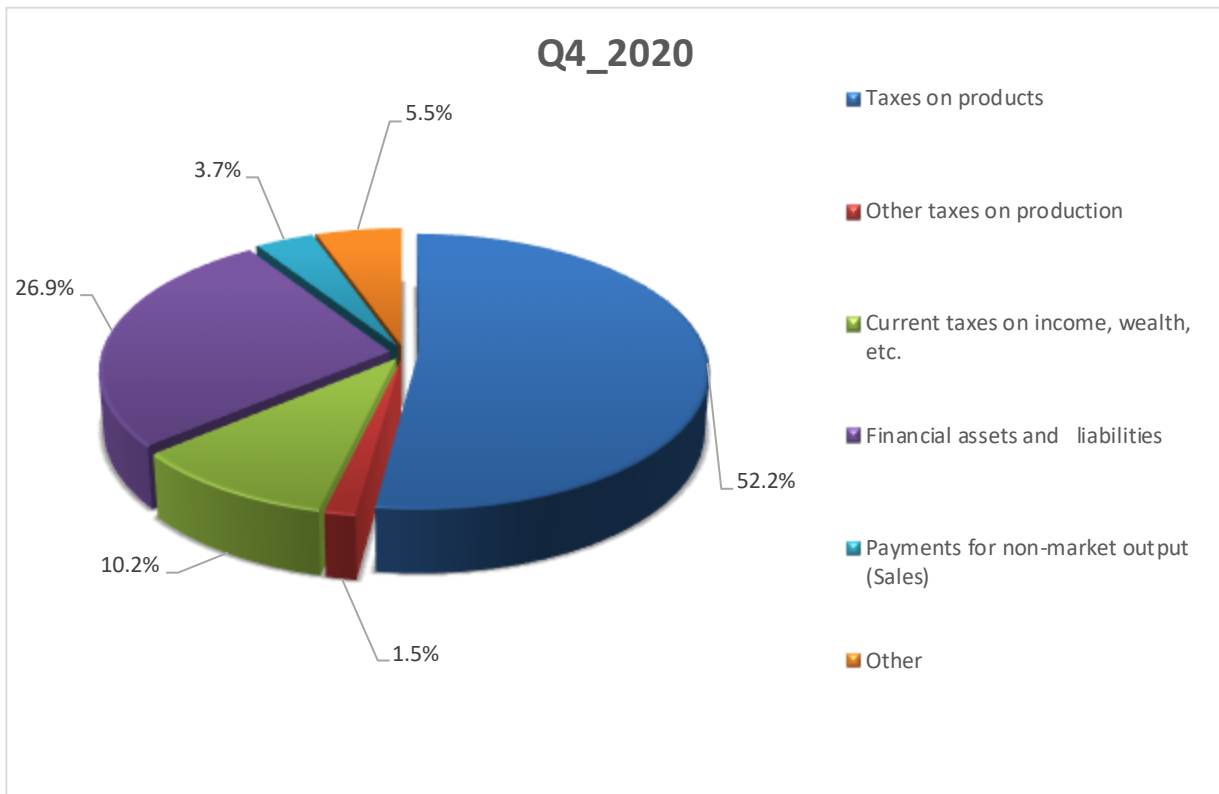
Table 1. General Government Revenues based on ESA2010

(in million Euro)

ESA2010	Description	Q1_2018	Q2_2018	Q3_2018	Q4_2018	Q1_2019	Q2_2019	Q3_2019	Q4_2019	Q1_2020	Q2_2020	Q3_2020	Q4_2020
D21	Taxes on products	258.7	335.0	394.3	353.3	287.2	347.3	405.8	378.7	295.5	278.5	337.1	367.0
D211	Value added type taxes (VAT)	149.3	188.9	217.3	203.4	163.5	196.0	227.4	218.9	171.5	157.1	194.4	216.0
D212	Taxes and duties on imports excluding VAT	100.8	137.1	167.1	140.7	114.9	140.0	167.5	150.0	116.0	114.8	132.8	140.7
D2121	Import Duties	24.9	32.3	34.6	38.4	27.3	35.2	37.9	36.9	25.3	21.9	28.1	31.5
D2122	Taxes on imports excluding VAT and duties	75.9	104.9	132.5	102.2	87.6	104.8	129.7	113.1	90.7	93.0	104.7	109.2
D214	Taxes on products, except VAT and import taxes	8.5	9.0	10.1	9.3	8.8	11.3	10.9	9.8	8.0	6.6	9.9	10.3
D29	Other taxes on production	10.0	10.1	10.1	9.8	10.8	11.8	12.5	10.9	11.3	9.8	13.3	10.7
D4	Property income	-	6.5	-	6.5	-	6.7	0.0	6.9	-	7.2	-	7.2
D5	Current taxes on income, wealth, etc.	70.7	68.7	62.4	69.7	63.3	75.4	71.6	70.6	63.9	60.0	68.9	71.7
D7	Other current transfers	4.4	6.3	7.2	7.9	7.3	5.2	6.1	19.9	5.7	6.0	15.5	31.2
F	Financial assets and liabilities	39.0	11.9	133.8	23.4	72.8	138.5	72.8	25.5	2.8	213.8	57.5	189.2
P131	Payments for non-market output (Sales)	25.8	22.4	28.1	30.1	23.4	25.9	31.9	32.2	23.3	11.9	20.3	26.2
Total		408.5	461.0	635.9	500.7	464.8	610.8	600.7	544.6	402.4	587.2	512.6	703.2

Structure of General Government revenues is presented in Graph 1.

Graph 1. General Government Revenues based on ESA2010



3. Expenditures - General Government

The amount of General Government expenditures in Q4 2020 was 817.1 million Euros.

Most of the expenditures are Social contributions and benefits, which represent 21.3%, Compensation of employees 20.9%, Gross Capital Formation 16.6%, Intermediate consumption 10.8%, while the rest is distributed into other categories of expenditures.

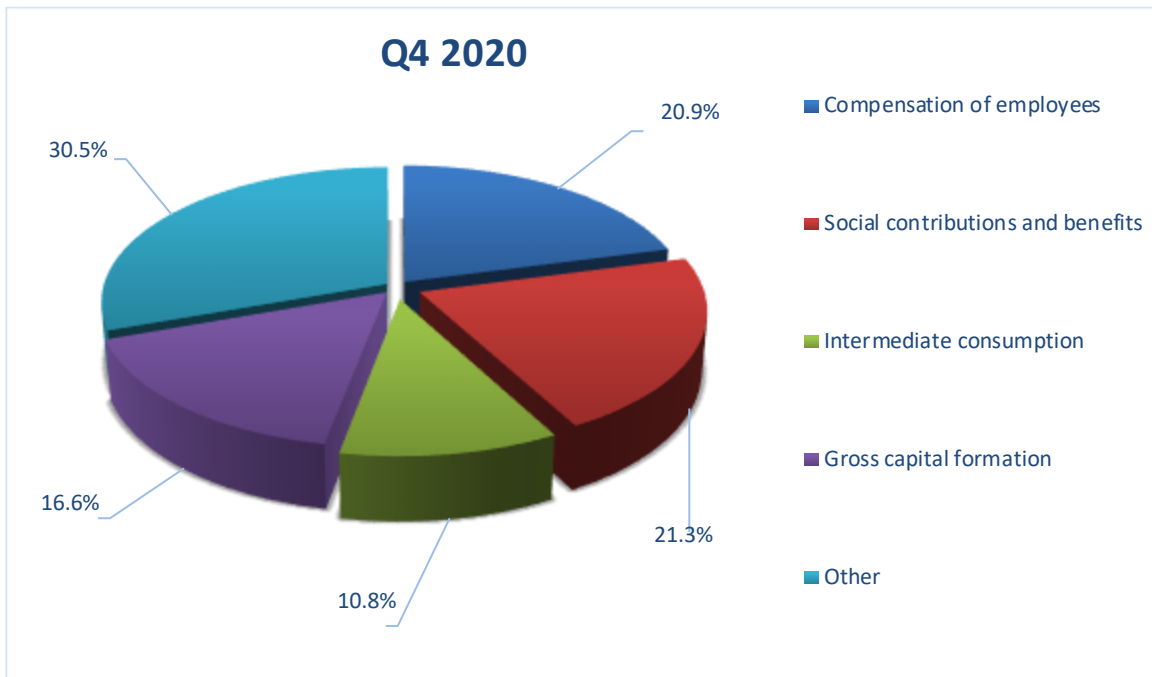
Table 2. General Government Expenditures based on ESA2010

(in million Euro)

ESA2010	Description	Q1_2018	Q2_2018	Q3_2018	Q4_2018	Q1_2019	Q2_2019	Q3_2019	Q4_2019	Q1_2020	Q2_2020	Q3_2020	Q4_2020
D1	Compensation of employees	143.8	149.7	145.6	152.8	149.7	155.7	152.3	159.9	154.7	172.1	164.0	170.6
D3	Subsidies	19.8	16.4	36.8	34.7	19.8	29.0	19.8	48.9	16.7	24.2	25.8	173.2
D4	Property income, payable	6.0	3.3	6.1	3.4	7.3	3.9	13.5	(1.6)	9.1	4.4	8.4	5.6
D6	Social contributions and benefits	111.3	117.0	120.0	133.4	120.3	131.1	132.1	146.5	133.0	187.8	179.1	173.7
D7	Other current transfers	7.8	6.4	7.0	8.4	5.1	8.9	6.6	8.2	4.0	7.6	9.0	10.7
D9	Capital transfers	2.7	1.8	2.6	13.5	3.3	10.6	6.0	6.7	0.9	5.7	7.2	4.7
F	Financial assets and liabilities	5.8	3.3	6.4	7.4	10.4	13.3	12.5	20.0	15.4	25.3	27.1	49.3
NP	Acquisitions less disposals of non-produced assets	0.4	1.1	1.1	4.0	0.1	1.2	4.2	10.9	1.2	1.6	12.5	5.3
P2	Intermediate consumption	40.8	46.8	43.8	78.0	45.4	53.1	59.3	92.3	40.3	47.2	52.4	88.6
P5	Gross capital formation	74.9	95.8	105.2	212.8	39.7	87.3	105.6	252.8	25.0	59.1	94.4	135.4
Total		413.5	441.8	474.5	648.2	401.0	493.9	511.9	744.8	400.3	534.9	579.8	817.1

Structure of General Government expenditures is presented in Graph 2.

Graph 2. General Government Expenditures based on ESA2010



Based on COFOG the amount of General Government expenditures in Q1 2020 was 817.1 million Euros.

The most expenditures are in Economic affairs with 26.3%, Social Protection 17.6%, General Services 16.7%, Education 12.7%, Health 11.8%, while the rest is distributed into other sectors.

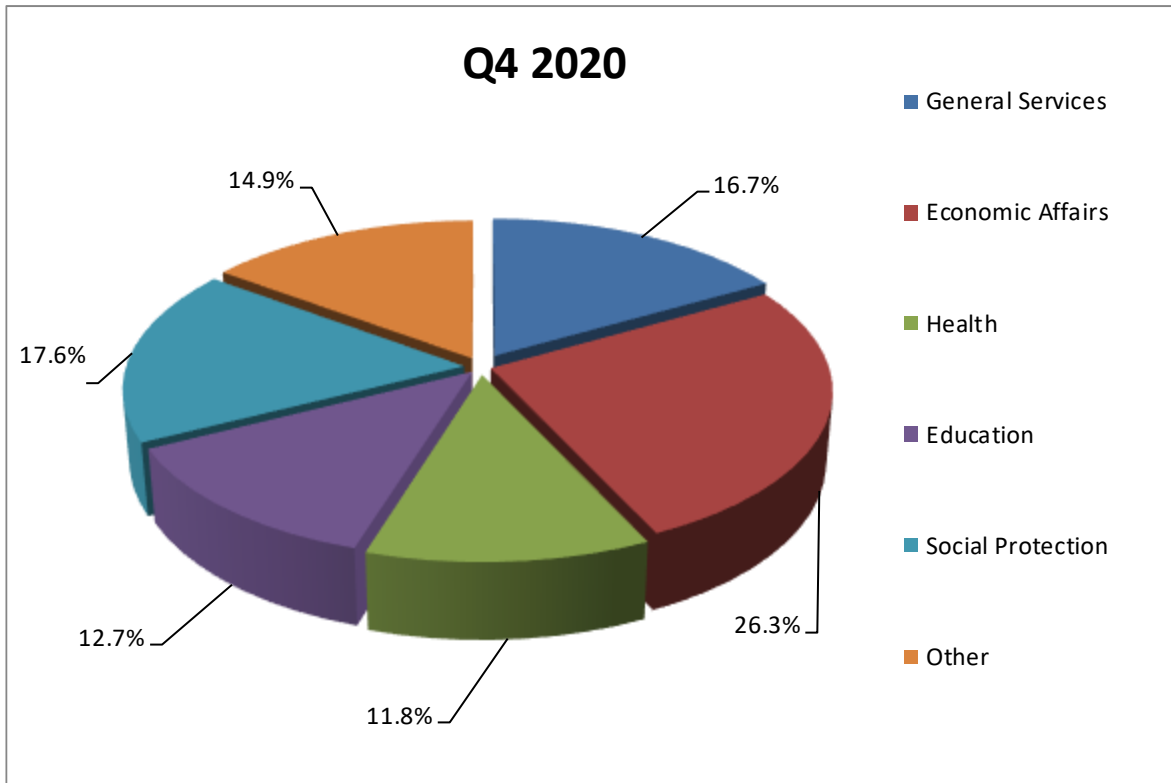
Table 3. General Government Expenditures based on COFOG

(in milion Euro)

Description	Q1_2018	Q2_2018	Q3_2018	Q4_2018	Q1_2019	Q2_2019	Q3_2019	Q4_2019	Q1_2020	Q2_2020	Q3_2020	Q4_2020
General Services	48,0	52,6	59,7	85,2	62,5	75,5	80,4	118,2	58,7	81,3	99,2	136,8
Defense	8,4	9,9	8,3	20,0	6,3	7,5	9,7	26,5	8,4	12,3	18,3	20,8
Public order and Safety	37,7	43,9	41,2	53,6	41,5	48,4	43,0	64,8	42,6	58,1	48,5	55,6
Economic Affairs	87,6	87,0	107,9	168,3	52,0	91,3	81,8	179,5	46,9	87,7	113,0	214,7
Environmental Protection	0,8	2,9	6,2	6,5	0,5	3,5	6,6	13,0	0,3	2,3	5,4	6,8
Housing and Community Amenities	4,8	7,9	8,2	22,4	2,9	9,2	12,7	19,0	2,8	7,1	9,7	17,6
Health	42,1	45,6	47,2	64,8	40,6	51,1	52,9	76,2	43,1	59,5	62,7	96,3
Recreation, Culture and Religion	12,9	10,5	16,0	17,7	13,5	12,8	17,9	16,8	7,9	10,3	12,8	20,9
Education	64,4	70,7	69,3	97,5	63,1	74,7	84,4	100,9	62,7	69,7	76,8	104,0
Social Protection	106,8	110,9	110,7	112,1	118,2	120,0	122,6	129,9	126,9	146,7	133,5	143,6
Total	413,5	441,8	474,5	817,1	401,0	493,9	511,9	744,8	400,3	534,9	579,8	817,1

Structure of General Government expenditures is presented in Graph 3.

Graph 3. General Government Expenditures based on COFOG



Kosovo Agency of Statistics

short description

Kosovo Agency of Statistics is a professional institution which deals with collection, processing and publication of official statistical data. As such acts since 1948 and has passed through several historical stages, structured according to state regulation of those times.

On 2 August 1999, the Agency has resumed his professional work (after nine years of interruption of all statistical series detrimental to the interest of Kosovo), as an independent institution under the Ministry of Public Administration. Since 12.12.2011 the Agency operates in the frames of the Prime Minister's Office. Office is funded by the Kosovo Consolidated Budget, but also by donors for specific projects and for technical professional support.

Kosovo Agency of Statistics acts according to the Law No. 04/L-036 which entered into force on 12.12.2011 and Amendment of Law No. 06/L-058 which entered into force on 17.01.2019 . Programme of Official Statistics 2018/2022 is in implementation for the development of statistical system in correlation with the European Union statistics (EUROSTAT).

Kosovo Agency of Statistics has this organizational structure: production departments; Department of Economic statistics, Department of National Accounts, Department of Agriculture and Environment statistics and Department of Social statistics. **Support Departments**; Department of Methodology and Information Technology, Department of Policy Planning, Coordination and Communication, Department of Census and survey and Department of Administration. **Within the Agency are also established Regional Offices**; Gjakove, Gjilan, Mitrovica, Peja, Prizren, Pristina and Ferizaj

In KAS are employed in total 156 workers, of whom 115 at the headquarters of the Agency, while in the Regional Offices, 41. Agency's educational qualifying structure is as follows: 123 with university education, 15 with with non-tertiary education, and 18 with secondary education.

We have professional and technical cooperation with all Ministries of the Government of Kosovo, especially with the Ministry of Economy and Finance, Central Bank of Kosovo, with international institutions, EUROSTAT, International Monetary Fund, World Bank, Sweden's SIDA, DFID, UNFPA, UNDP, UNICEF, and with the statistical institutions of the countries in the region.

Kosovo Agency of Statistics almost completely covers the territory of Kosovo, based on the statistical structure of the enumeration areas as the basic unit and sole in the country from which it gets first hand information. All surveys conducted in the field use the extension of the samples in these enumeration areas but also a statistical methodology according to international recommendations. During the collection of statistical data and reports from reporting entities are involved professionals, technicians, administrators, servants of the country offices, field enumerators from regional offices, etc.

In 2011, the project of Population Census , Households and Dwellings was successfully implemented, and in 2014 was successfully carried out the Agriculture Census. The result obtained from these censuses will have an important role in the development policies.

The mission of the Agency; to meet the needs of users with qualitative statistical data, objective, in time and space so that users have reliable base to conduct regular analysis in the interest of planning and project development at the municipal and country level. To support government institutions, scientific institutes, research academies, businesses in order to provide proper information for decision-makers and other users in Kosovo.

- **Address: KOSOVO AGENCY OF STATISTICS**
Street. "Zenel Salihu", No. 4, 10000 Pristina
- **Telephone:** +383 (0) 38 200 31 129
CEO: +383 (0) 38 200 31 112
- **Fax::** +383 (0) 38 235 033
- **E-mail:** infoask@rks-gov.net
- **Web:** <http://ask.rks-gov.net>