



Republika e Kosovës
Republika Kosova-Republic of Kosovo
Qeveria - Vlada - Government

Ministria e Financave - Ministarstvo za Financije - Ministry of Finance
Agjencia e Statistikave të Kosovës - Agencija za Statistike Kosova - Kosovo Agency of Statistics

Series 5: Social Statistics

Social Welfare Statistics Q3 2020



F o r e w o r d

The publication of “Social Welfare Statistics in Q3 2020” contains information about: scheme of social assistance, basic age pension, age contribution-payer pensions, pensions for persons with special needs/disabilities, the scheme for material support for families of children with permanent special needs, scheme for the families of martyrs, war invalids and war veterans, pension scheme of the Kosovo Protection Corps (KPC), pension scheme of the Kosovo Security Forces (KSF), pension scheme of the “Trepça” miners, compensation scheme for blind persons, data on the number of abandoned children, the number of persons placed in homes for the elderly without family care, the number of persons with special needs placed in special institute of Shtime and community housing.

The source of these data is the Ministry of Labour and Social Welfare (MLSW), respectively the following departments: Department of Social Welfare, Department of Pension Administration and Department of Families of Martyrs and War Invalids (DFMWI) whom we thank for cooperation.

Comments, remarks, suggestions and proposals regarding this publication can be sent to email address social@rks-gov.net

Avni Kastrati - Director of Department of Social Statistics

Naime Rexhepi - Head of the Division of Social Statistics

Publication was prepared by:

Mirvete Fazliu - Senior officer for other social statistics

Ahmet Cakolli - Officer for Design

November, 2020

Acting Chief Executive Officer, KAS

Ilir T. Berisha

List of Abbreviations

KAS	-	Kosovo Agency of Statistics
MLSW	-	Ministry of Labour and Social Welfare
DFMWI	-	Department of Families of Martyrs and War Invalids
PPSN	-	Pensions of Persons with Special Needs / Disability Pension
HEWFC	-	Homes for the elderly without family care
SISH	-	Special Institute of Shtime
KPC	-	Kosovo Protection Corps
KSF	-	Kosovo Security Forces
DPSF	-	Department for Social and Family Policy

List of Symbols

:	-	Data not available
-	-	No occurrence

List of Contents

	Page
Explanation for users	5
Table 1. Number of families who have benefited from the social assistance scheme by municipality	13
Table 2. Number of family members who benefited from social assistance scheme by municipality	14
Table 3. Number of families who benefited from social assistance scheme by category	15
Table 4. Basic age pension by municipality	16
Table 5. Basic age pension by nationality, gender and payment	18
Table 6. Age contribution-payer pensions by month	19
Table 7. Age contribution-payer pensions by nationality, gender and payment	21
Table 8. Pensions of persons with special needs / disabilities by municipality	22
Table 9. Pensions of persons with special needs by nationality, gender and payment	24
Table 10. Pensions scheme for families with children with special needs / disabilities by municipality , age 0-18	25
Table 11. Family pensions by municipality	27
Table 12. Work disability pensions by municipality	28
Table 13. Pensions for paraplegia and tetraplegia persons by municipality	29
Table 14. Scheme for compensation of Education employees for the years 90/91 until the school year 98/99 by municipality	30
Table 15. Pension scheme for families of martyrs and war invalids by municipality	31
Table 16. . Pension scheme for families of martyrs and war invalids by age	32
Table 17. Pension scheme for families of martyrs and war invalids by category	32
Table 18. Pension scheme for families of martyrs and war invalids by nationality, gender and payment	33
Table 19. Pension scheme for war veterans by municipality	34
Table 20. Pension scheme for war veterans by age	35
Table 21. Pension scheme for war veterans by category	35
Table 22. Pension scheme for war veterans by nationality, gender and payment	36
Table 23. Pension scheme of Kosovo Protection Corps (KPC) by municipality	37
Table 24. Pension scheme of Kosovo Security Forces (KSF) by municipality	38
Table 25. Pension scheme of Trepça miners by municipality	39
Table 26. Compensation scheme for blind persons by municipality	40
Table 27. Children abandoned by municipality	41
Table 28. Number of children placed in family housing and in SOS villages by municipality	42

	Page
Table 29. Number of children without parental care by municipality	43
Table 30. Number of children who have gone to family reunion by municipality	44
Table 31. Number of children removed from family housing within the family by municipality	45
Table 32. Number of children for whom the DPSF Committee has given consent for local and international adoption by municipality.....	46
Table 33. Number of elderly persons without family care by nationality placed in HEPFC in Prishtina	47
Table 34. Number of elderly persons without family care by gender placed in community housing in Skenderaj.....	47
Table 35. Number of elderly persons without family care by gender in the community housing in Gurakoc	48
Table 36 Number of elderly persons without family care by gender in the community housing in Graçanica.....	48
Table 37. Persons placed in the Special Institute in Shtime by nationality and gender	50
Table 38. Persons placed in the community housing in Kamenica by nationality and gender	50
Table 39. Persons placed in the community housing in Ferizaj by nationality and gender	51
Table 40. Persons placed in the community housing in Deçan by nationality and gender	51
Table 41. Persons placed in the community housing in Shtime by nationality and gender	52
Table 42. Persons placed in the home for children in Shtime by nationality and gender.....	52
Table 43. Persons placed in community housing in Vushtrri by nationality and gender	53
Table 44. Persons placed in the community housing in Graçanica by nationality and gender	53
Table 45. Persons placed in the community housing in Lipjan by nationality and gender	54
Table 46. Number of beneficiaries from social schemes in Q3 2020	56
Table 47. Amount of funds spent on the payment of pensions and other social schemes in Q3 2020	57

Explanation for users

Pensions¹

Basic age pension – the minimal regular monthly pension paid to all citizens of the Republic of Kosovo who have reached the age of sixty-five (65), regardless, regardless if they have been employed or not and who meet the criteria set forth by this law; Basic age pension paid to all persons who are permanent citizens of the Republic of Kosovo who possess identification documents and who have reached the age of sixty-five (65) years. The monthly amount of this pension is 90 €.

Age contribution-payer pension - is the regular monthly pension for employed citizens in the Republic of Kosovo, who have paid contributions in the former Kosovo Pension Fund before 01.01.1999 under the provisions of the Law on Pension and Disability Insurance No. 011-24/83 (Official Gazette of SAPK No. 26/83) and who meet the criteria foreseen by this law. The right to age contribution-payer pensions have all persons who have citizenship of Kosovo and who: have reached the age of sixty-five (65); shall have experience in pension paid contributions, according to the Law on Pension and Disability Insurance No.011-24/83 (Official Gazette of SAPK No. 26/83) before 01.01.1999, provide valuable evidence of payment of contributions under the provisions of the Law on Pension and Disability Insurance No. 011-24/83 (Official Gazette of SAPK No. 26/83) before 01.01.1999.

Persons who meet the requirements and criteria for age contribution-payer pensions shall not be the beneficiaries of any other pension scheme established by this law. Exceptionally, users of age contribution-payer pensions, and other users of pension determined by this law, may be foreign nationals, whose state, the Republic of Kosovo, conclude bilateral agreements on social security.

The amount of age contribution-payer pensions since January 2016 has been amended where pensions are paid according to categorization on the basis of educational attainment, as follows:

The first category - pensioner with no education or primary education - the amount of pension is 182 euros;

The second category – pensioner with secondary education - the amount of pension is 198 euros;

The third category - pensioner with higher education - the amount of pension is 214 euros;

The fourth category – pensioner with university education - the amount of pension is 265 euros.

¹Definitions for basic age pensions, age contribution-payer pensions, pensions for persons with permanent disability and early retirement pensions of Trepça are taken from Law No. 04-L-131.

Pensions of persons with special needs or disability pension – A regular monthly pension paid to citizens of the Republic of Kosovo, based on the decision of relevant body of the Ministry, who meet the criteria set forth by this Law, within the resources allocated for this purpose from the budget of the Republic of Kosovo.

Permanent disability pension paid to all those persons who are nationals of the Republic of Kosovo, which possess identification documents and who are of age eighteen (18) to sixty-five (65). A person will be considered with permanent special needs, if provides evidence that it is permanent disablement before the application for retirement pension, providing all medical evidence. Medical Commission considers that there is a permanent work disability of the applicant and evaluates disability lasting for a period of one (1), three (3) or five (5) years. After the expiry of the deadline, the person undergoes medical reassessment procedure. Respective ministry or authority may authorize officials responsible for random or systematic inspections of persons who receive permanent disability pensions, in order to verify the facts given in the application and continued selection for using the disability pension. The monthly amount of this pension is 75 €.

Trepça pensions - the right to early retirement for all employees employed at complex "Trepça" who have lost their jobs by the end of 2004. Pensions are paid to all miners of complex "Trepça" if they meet conditions and criteria set for the recognition of the right to early retirement under the Law on pension schemes financed by the state (Law No.04-L-31). Monthly payment amount is 126 €.

Pensions of Kosovo Protection Corps (KPC) - a regular pension of KPC is a regular monthly payment made to a former KPC member for life. Also, the pension beneficiaries are the successors - dependent relatives of KPC pensioner's after his/her death, as spouses, children of KPC pensioner who at the time of his/her death are under the age of eighteen. The amount of payment of pensions to KPC is determined by 50%, 60% and 70% of the average salary.

Pensions of Kosovo Security Forces - is a regular monthly payment paid to KSF member who meets the criteria set forth in the Law on Pensions of Members of the Kosovo Security Force (Law No.04/L-084). Beneficiaries are entitled to KSF pension despite alternative employment in the public or private sector, unless they serve again in the KSF. Also beneficiaries of the pension after the death of the pensioner are spouse, children, including extramarital and adopted children, and parents of pensioner if the pensioner had no spouse and children. The amount of the payment of KSF pensions is determined by 50%, 60% and 70% of the average salary.

Compensation for the blind persons - Blind is considered a person with full loss of vision born or acquired determined according to medical criteria assessed by the Medical-Social Commission composed of medical and social experts, established by the Ministry of Labour and Social Welfare, that determines the degree of blindness, including its duration, for any person who files request to enjoy compensation for blindness, the benefits and rights arising from the Law No. 04/L-092. These payments are made monthly by the Department of Pension Administration. Material benefit due to blindness is paid to persons, regardless of age, and to the same extent benefit the blind companions of the first group, the need for which is determined by the Medical-Social Commission. The right to material benefit of blindness for blind persons, and their accompanying, according to this law, shall be realized from the day of request submission, if the conditions and criteria for their realization are fulfilled. The amount of payment for blind persons is € 125 per month, and € 125 for persons accompanying blind persons.

² Family pension - means a regular monthly pension paid to family members in case of death of the employee who has been in work relation, who meet the criteria set forth by this Law;

The right to family pension will realize all former users of family pension who are under age 65 and that the realization of this right is confirmed by the Decision or pension checks showing that they were beneficiaries of family pension before the date 01.01.1999, under provisions of the Law on Pension and Disability Insurance, Official Gazette of SAPK no.26/83. The monthly amount of this pension is 90 €.

Disability pension - means a regular monthly pension paid to persons who suffer occupational injury and illness during the employment relationship, which meet the criteria set forth by this law, and disabled of work under the Disability Pension Law applied before the date 01.01.1999;

Entitled to disability pension work accomplished former disability pension, under 65 age]”] beneficiaries who bear the implementation of this right by the Decision or check (receipts) of the pension showing that the pension beneficiaries have been users of the disability pension under the provisions of the Law on Pension Insurance and Disability no. 011-24/83 in the (Official Gazette of the SAPK no 26/83) before 01.01.1999.

The right to disability pension was well known to all current employees who appeared complete inability to work due to work injury or occupational illness. The height of work disability pension is similar to the basic pension age. The monthly amount of this pension is 90 €.

³ Pension for paraplegics persons - persons who due to illness or injury of the central or peripheral nervous system have lost permanently the possibility of movement and movement of the lower extremities.

⁴Pension for persons with tetraplegia - persons who due to illness or injury of the central or peripheral nervous system have lost permanently the possibility of movement and movement of the upper and lower extremities. 1.3. Beneficiaries of this Law – Paraplegic and Tetraplegic persons. 1.4 Compensation - the amount of monthly payment to cover daily expenses.

² Definition for Family Pension and Work Disability Pension is taken from Law No. 04 / L-131.

³⁻⁴ Definition for Paraplegic and Tetraplegic Pensions is taken from Law No. 05 / L-067.

For Compensation of Paraplegic and Tetraplegic persons the monthly amount with companion is 375 € (Group I), while without companion it is 150 € (Group II).

⁵ Education compensation pensions for the years 90-91 until 98-99 - the payment has started to be implemented from January 2020.

The retired person who worked in the Albanian education of the Republic of Kosovo from the school year 1990/91 to the school year 1998/99, enjoys an additional compensation for the contribution given. Beneficiaries of additional compensation are: 2.1. teachers; 2.2. professional associates; 2.3. the principal and deputy principal of the school; 2.4. administrative staff; 2.5. school technical staff; 2.6. employees in higher education according to the Albanian education system.

Beneficiaries of additional compensation are categorized based on their years of work, where for each year of work, on the pension they earn, they benefit the amount of the percentage of basic salary in primary education of the Republic of Kosovo, as follows: 1.1. one (1) working year 3.46%; 1.2. two (2) working years 5.19%; 1.3. three (3) working years 6.91%; 1.4. four (4) working years 8.64%; 1.5. five (5) working years 10.37%; 1.6. six (6) years of work 12.10%; 1.7. seven (7) years of work 13.83%; 1.8. eight (8) years of work 15.56%; 1.9. nine (9) years of work 17.28%. based on Law no. 06 / L-073 (Official Gazette of the Republic of Kosovo / No. 9/26 March 2019):

Families of martyrs and invalids of war

National martyr⁶- is the KLA fighter who:

- has died in war for liberation of the country;
- was wounded in the war for liberation of the country and has died from the wounds within three (3) years after the end of the war.

KLA invalid - fighter, member and the deported (the imprisoned) of KLA, who has suffered wounds, physical or psychic injuries (damages) or serious diseases during the war or at the prisons or camps of the enemy, during the war period, with the degree of disability at least ten percent (10%). KLA invalid with custodian (KLA invalid with a disability degree above 80% is entitled to additional help and care from another person).

Fighter veteran of KLA - is the citizen of Kosovo and foreign citizen who has become a member of KLA, and has been registered as an armed and uniformed fighter by the commands, headquarters of operational zones of KLA, respectively General Headquarters of KLA, and who has been active till the end of the war.

⁵ Definicioni për Pensionet për kompensimin e Arsimit për vitet 90-91 deri në vitin 98-99 është marr në Ligjin Nr. 06/L-073 (Gazeta Zyrtare e Republikës së Kosovës / Nr. 9 / 26 Mars 2019)

⁶ Definition for war invalids and veterans is taken from Law No.04/L-172.

The amount of monthly payment for all categories of DFMWI scheme is as follows:

Category	Amount of pension
Families of martyrs of the KLA	
The family that has given one Martyr	448,13 €
The family that has given two Martyrs	537,76 €
The family that has given three Martyrs	582,57 €
The family that has given four Martyrs	627,39 €
The family who has given more than 4 Martyrs:	672,19 €
Families of missing of the KLA	
Family with one missing of KLA	448,13 €
Family with two missing of KLA	537,76 €
Family with three missing of KLA	582,57 €
Family with four missing of KLA	627,39 €
Family with more than 4 missing of KLA	672,19 €
Invalids of war	
Invalid with body injury over 80%	448,13 €
Invalid with body injury over 71 - 80%	412,50 €
Invalid with body injury over 61 - 70%	393,75 €
Invalid with body injury over 51 - 60%	375,00 €
Invalid with body injury over 41 - 50%	356,25 €
Invalid with body injury over 31 - 40%	318,75 €
Invalid with body injury over 20 - 30%	225,00 €
Custodian for invalid	
Custodian for Invalid with body injury by over 80%	225,00 €
Family pension after death of invalid of the KLA	
Invalid with body injury over 80%	358,50 €
Invalid with body injury over 71 - 80%	330,00 €
Invalid with body injury over 61 - 70%	315,00 €
Invalid with body injury over 51 - 60%	300,00 €
Invalid with body injury over 41 - 50%	285,00 €
Invalid with body injury over 31 - 40%	255,00 €
Invalid with body injury over 20 - 30%	180,00 €
Family pensions for families of Civil Victims	
Family with one victim - Missing civilian	168,75 €
Family with two victims - Missing	202,50 €
Family with three victims - Missing	219,38 €
Family with four victims - Missing	236,25 €
Family with four and more victims - Missing	253,13 €
Family pensions for the Civilian War Invalids	
Invalid with body injury over 80%	152,50 €
Invalid with body injury over 61 - 80%	136,25 €
Invalid with body injury over 40 - 60%	120,00 €
Allowance for care and help for Civilian War Invalids	
Custodian for invalid with physical impairment with over 80%	50,13 €
Families of civilian war invalids after death	
Invalid with body injury over 80%	123,25 €
Invalid with body injury over 61 - 80%	110,25 €
Invalid with body injury over 40 - 60%	97,25 €
Veterans	
Fighter veteran	170,00 €
War veteran family after the death of the veteran	119,00 €

Abandoned children⁷

Abandoned children without parental care is considered any child aged under 18 who is abandoned by parents who for various reasons do not or are not able to perform the duties, responsibilities and parental rights. Forms of protection for this category of children are: custody, family reunification, family housing, temporary institutional housing and adoption.

Housing of elderly persons without family care (HEWFC) in Prishtina and Community-Based Housing (CBH) – To earn the right to placement in HEWFC and CBH the applicant must meet the following basic criteria: to be permanent resident of the Republic of Kosovo, be over the age of 65, has no biological or adopted child (placement - housing is not precluded if the client has a married daughter), be in good mental condition, has no infectious diseases.

HEWFC and CBA offer the following services: food, clothing, health care, and work therapy and physiotherapy services.

Special Institute of Shtime and community based housing – Provide these services to residents: food, clothing, health care, work therapy, education and training, social treatment and physical therapy. The beneficiaries of these services are people with mental disabilities (delays in mental development), physical and combined and living alone, have members of the immediate family, but for various reasons, are prevented from providing care for member family in social need

Scheme for material support for families of children with permanent special need / disability⁸ "Material support" is a benefit in the form of monthly financial amount or other form of paying with money that is administered from MLSW for families with children with permanent special need. "Children with permanent physical, mental and sensory form of disability" are considered children from birth to age 18, a resident in Kosovo, who are totally unable to perform daily life activities without the care of other person. Material support for families with children with permanent disability will be provided by the Ministry of Labour and Social Welfare, through its Department of Social Welfare. Material support enables children with permanent disability to have a more normal life in conditions that guarantee their dignity and make their lives easier. Material support for children with permanent disability is paid to the parent or guardian of the child, through bank account.

⁷ Definition of abandoned children is taken from the Law on the family and family relationships No.10/84..

⁸ Definition of material support to families of children with permanent disabilities is taken from Law No. 03 / L-022.

Help and care for fulfilling daily life activities belong to the children with permanent disability aged 1-18 years, who are citizens of Kosovo and are permanently disabled to independently move and perform activities of daily life, therefore for these people is needed 24-hour care.

Children with permanent disabilities are considered:

- a) motionless children (without motor skills),
- b) blind children, and
- c) children who because of the nature of the illness or permanent illnesses are not able to independently move themselves in the apartment, or in places they need to, nor the use of the respective contributions, are not able to feed themselves, dress and undress, to carry out physiological needs and also keep the necessary personal hygiene.

Monthly payment amount is 100€.

Social assistance scheme⁹

The social assistance scheme provides temporary financial assistance to families that are in poverty and are selected in accordance with the criteria set forth in the law and the resources allocated for this purpose from the budget of Kosovo.

To realize the right to social assistance, all family members must be citizens of the Republic of Kosovo and to meet the conditions that fall within one of the categories defined by law. Exceptionally, beneficiaries of social welfare, can be foreign nationals who: have residence in Kosovo, persons in the quality of the asylum seeker, refugee persons and persons who enjoy temporary and complementary protection.

The right to social assistance of the Category One realizes the family where all family members are dependent as defined below where such dependents are not working.

Dependent person – shall be defined as an individual who belongs to one of the following groups: persons who are over 18 years of age and who have permanent and severe disabilities rendering them unable to work for remuneration, person who are sixty-five (65) years of age or older, full-time custodians of a person(s) with permanent disability or of a person(s) at or over the age 65 or older needing full-time care, or of a child(ren) under the age of five (5), person up to fourteen (14) years of age, persons between the ages of 15 and 18 and who are in full time secondary education, single parents with at least one child under the age of 15.

⁹ Definition for the social assistance scheme is taken from: Law no.04 / L-096.

Families who consider that are under social assistance by Category One and Category Two must submit a written application to appropriate authority asking for social assistance - Centre for Social Work in the municipality.

Family selected for social assistance scheme, for every child of age (0) to eighteen (18) years, carries a financial benefit of 5 euros in the form of child allowance, with the aim of promoting and improving health and education.

The family entitled to social assistance in the Category One shall receive social assistance to twelve (12) months.

The family entitled to social assistance in the Category Two shall receive social assistance up to six (6) months.

After the expiry of the period of one (1) year, respectively, six (6) months, the family must reapply in order to continue the right to social assistance.

The monthly amount of social assistance paid to families in poverty varies by the number of the members of the family, as follows:

Families by number of members	Amount in €
Family with (1) person	60,00
Family with (2) persons	82,50
Family with (3) persons	90,00
Family with (4) persons	97,50
Family with (5) persons	105,50
Family with (6) persons	120,00
Family with (7) persons	127,50
Family with (8) persons	135,00
Family with (9) persons	142,50
Family with (10) persons	150,00
Family with (11) persons	157,00
Family with (12) persons	157,50
Family with (13) persons	165,00
Family with (14) persons	172,50
Family with (15) persons	180,00

Table 1. Number of families who have benefited from the social assistance scheme by municipality

Municipality	Q1			Q2			Q3		
	January	February	March	April	May	June	July	August	September
Deçan	309	307	310	280	314	317	318	322	326
Gjakovë	1,008	1,003	994	1,007	1,011	998	983	972	980
Glogovc	1,072	1,046	1,071	1,107	1,108	1,098	1,090	1,080	1,096
Gjilan	738	731	742	757	752	745	740	740	756
Dragash	360	358	358	366	365	359	355	363	371
Istog	389	396	385	396	390	388	380	382	385
Kaçanik	797	806	801	789	790	803	798	798	810
Klinë	822	822	855	847	866	860	856	858	867
Fushë Kosovë	891	892	905	926	929	912	901	907	904
Kamenicë	585	584	591	599	597	588	584	577	574
Mitrovicë	2,292	2,289	2,308	2,302	2,324	2,295	2,273	2,277	2,263
Leposaviq	196	209	221	222	218	221	213	209	219
Lipjan	1,210	1,198	1,196	1,243	1,286	1,242	1,246	1,239	1,234
Novobërdë	483	487	500	514	513	506	500	505	509
Obiliq	768	773	766	771	792	777	771	777	775
Rahovec	628	629	629	643	644	642	644	642	649
Pejë	967	1,012	1,010	1,008	1,006	992	969	977	980
Podujevë	959	949	940	979	978	967	955	947	946
Prishtinë	1,463	1,456	1,455	1,500	1,499	1,488	1,472	1,480	1,489
Prizren	793	791	797	799	803	789	777	764	764
Skenderaj	775	757	765	801	803	795	791	803	812
Shtime	373	375	381	390	389	376	377	380	379
Shtërpçë	242	235	208	261	263	253	254	257	262
Suharekë	500	494	482	488	485	479	479	484	493
Ferizaj	951	958	946	966	974	961	949	952	944
Viti	452	441	442	461	465	458	467	475	470
Vushtrri	1,405	1,394	1,384	1,470	1,467	1,455	1,438	1,415	1,413
Zubin Potok	490	484	465	436	471	507	486	474	512
Zveçan	323	328	329	327	331	328	325	313	335
Malishevë	696	696	689	706	706	703	693	690	701
Junik	59	57	57	58	58	57	55	58	57
Mamushë	20	20	18	19	19	19	20	20	19
Hani i Elezit	129	127	127	129	128	126	122	122	122
Graçanicë	130	133	133	140	139	132	132	130	131
Ranillug	182	179	156	193	190	183	181	186	188
Partesh	47	50	54	54	53	54	54	54	51
Klllokot	134	132	141	141	141	139	140	136	133
North Mitrovica	591	580	587	602	597	603	585	574	577
Total	24,229	24,178	24,198	24,697	24,864	24,615	24,373	24,339	24,496

Based on the state of September 2020, the number of families that benefited from the social assistance scheme was 24,496 families. The largest number of families was in the municipality of Mitrovica with a total of 2,263 families or 9.2% of the total.

Table 2. Number of family members who benefited from social assistance scheme by municipality

Municipality	Q1			Q2			Q3		
	January	February	March	April	May	June	July	August	September
Deçan	1,201	1,205	1,209	1,094	1,224	1,237	1,248	1,262	1,287
Gjakovë	4,153	4,138	4,122	4,156	4,167	4,124	4,054	3,991	4,024
Glllogovc	4,754	4,649	4,772	4,921	4,915	4,874	4,837	4,779	4,846
Gjilan	2,865	2,798	2,850	2,894	2,874	2,850	2,813	2,809	2,869
Dragash	1,172	1,183	1,172	1,205	1,200	1,185	1,174	1,207	1,242
Istog	1,674	1,705	1,650	1,708	1,683	1,679	1,642	1,643	1,654
Kaçanik	3,410	3,462	3,434	3,387	3,386	3,450	3,415	3,430	3,476
Klinë	3,439	3,441	3,563	3,526	3,601	3,571	3,572	3,583	3,617
Fushë Kosovë	3,853	3,879	3,911	3,997	4,001	3,942	3,883	3,901	3,873
Kamenicë	2,239	2,247	2,261	2,293	2,286	2,258	2,239	2,215	2,207
Mitrovicë	9,554	9,547	9,646	9,611	9,694	9,568	9,483	9,485	9,431
Leposaviq	488	514	530	534	524	533	519	514	533
Lipjan	5,437	5,425	5,442	5,653	5,741	5,584	5,581	5,532	5,519
Novobërdë	1,604	1,615	1,654	1,698	1,698	1,664	1,643	1,654	1,658
Obiliq	3,185	3,196	3,152	3,145	3,257	3,213	3,180	3,196	3,195
Rahovec	2,628	2,630	2,626	2,680	2,695	2,693	2,700	2,692	2,706
Pejë	3,857	3,991	3,971	3,954	3,944	3,911	3,829	3,832	3,849
Podujevë	4,475	4,453	4,427	4,569	4,557	4,518	4,460	4,424	4,419
Prishtinë	5,699	5,676	5,661	5,825	5,815	5,777	5,725	5,734	5,760
Prizren	2,977	2,983	2,990	3,003	3,014	2,990	2,918	2,873	2,871
Skenderaj	3,544	3,457	3,493	3,631	3,635	3,606	3,566	3,618	3,660
Shtime	1,731	1,742	1,767	1,806	1,802	1,751	1,759	1,776	1,774
Shtërpçë	844	801	719	901	908	880	892	907	926
Suharekë	2,259	2,232	2,172	2,210	2,209	2,190	2,179	2,199	2,239
Ferizaj	3,981	4,004	3,947	4,037	4,069	4,022	3,973	3,977	3,927
Viti	1,994	1,953	1,962	2,030	2,041	2,030	2,063	2,104	2,075
Vushtrri	6,198	6,126	6,084	6,473	6,458	6,414	6,345	6,239	6,228
Zubin Potok	1,091	1,096	1,056	963	1,067	1,138	1,118	1,092	1,179
Zveçan	750	762	760	753	768	764	752	733	773
Malishevë	3,344	3,344	3,293	3,387	3,382	3,366	3,302	3,284	3,334
Junik	193	184	184	189	187	182	179	190	191
Mamushë	84	85	76	81	81	81	83	83	79
Hani i Elezit	534	526	527	537	535	529	507	503	501
Graçanicë	458	468	464	494	491	468	471	462	466
Ranillug	481	473	397	515	510	494	492	502	501
Partesh	130	141	155	155	152	155	156	156	152
Klllokot	477	471	503	502	502	493	497	486	482
North Mitrovica	1,457	1,456	1,468	1,500	1,494	1,528	1,473	1,451	1,467
Total	98,214	98,058	98,070	100,017	100,567	99,712	98,722	98,518	98,990

Based on the state of September 2020, the number of family members who benefited from the social assistance scheme was 98.990. The largest number of members was in the municipality of Mitrovica with a total of 9,431 members or 9,5% of the total number.

Table 3. Number of families who benefited from social assistance scheme by category

Category	Q1			Q2			Q3		
	January	February	March	April	May	June	July	August	September
	Families	Families	Families	Families	Families	Families	Families	Families	Families
1	16,594	16,560	16,637	17060	17194	16996	16883	16892	17055
2	7,635	7,618	7,561	7637	7670	7619	7490	7447	7441
Total	24,229	24,178	24,198	24,697	24,864	24,615	24,373	24,339	24,496

Table 4. Basic age pension by municipality

Municipality	Q1			Q2			Q3		
	January	February	March	April	May	June	July	August	September
Deçan	3,343	3,320	3,440	3,481	3,486	3,493	3,508	3,508	3,506
Gjakovë	6,378	6,338	6,499	6,655	6,675	6,699	6,738	6,731	6,711
Gllgovc	2,857	2,911	2,964	2,988	3,039	3,059	3,084	3,084	3,091
Gjilan	8,891	8,903	9,070	9,110	9,170	9,274	9,329	9,340	9,348
Dragash	4,531	4,480	4,590	4,637	4,663	4,706	4,769	4,769	4,753
Istog	4,352	4,374	4,450	4,485	4,502	4,522	4,538	4,551	4,547
Kaçanik	2,022	2,040	2,085	2,104	2,117	2,136	2,137	2,137	2,130
Klinë	3,305	3,344	3,409	3,450	3,470	3,500	3,524	3,549	3,569
Fushë Kosovë	2,230	2,274	2,326	2,329	2,358	2,386	2,400	2,404	2,402
Kamenicë	4,192	4,208	4,279	4,298	4,327	4,351	4,369	4,364	4,360
Mitrovicë	7,064	7,100	7,261	7,353	7,391	7,442	7,509	7,550	7,586
Leposaviq	3,417	3,538	3,584	3,627	3,628	3,631	3,659	3,664	3,672
Lipjan	4,426	4,437	4,573	4,627	4,663	4,696	4,721	4,703	4,705
Novobërdë	569	570	575	580	579	582	585	586	589
Obiliq	1,463	1,467	1,491	1,500	1,507	1,526	1,531	1,540	1,541
Rahovec	3,781	3,793	3,893	3,925	3,946	3,961	3,994	4,003	3,989
Pejë	8,251	8,269	8,471	8,547	8,612	8,655	8,717	8,752	8,744
Podujevë	5,053	5,143	5,228	5,279	5,315	5,398	5,423	5,422	5,436
Prishtinë	13,241	13,401	13,761	13,830	14,023	14,135	14,249	14,285	14,308
Prizren	11,820	11,840	12,095	12,152	12,272	12,319	12,362	12,324	12,313
Skenderaj	3,126	3,125	3,217	3,251	3,255	3,280	3,323	3,329	3,318
Shtime	1,721	1,724	1,768	1,782	1,808	1,822	1,826	1,823	1,821
Shtërpcë	2,240	2,158	2,287	2,295	2,299	2,317	2,322	2,321	2,325
Suharekë	4,391	4,417	4,485	4,511	4,547	4,603	4,620	4,631	4,624
Ferizaj	7,257	7,242	7,458	7,534	7,609	7,689	7,753	7,770	7,779
Viti	3,755	3,719	3,831	3,912	3,944	3,959	3,970	3,978	3,964
Vushtrri	4,222	4,269	4,368	4,429	4,480	4,512	4,523	4,528	4,531
Zubin Potok	1,113	1,118	1,133	1,140	1,141	1,142	1,164	1,189	1,202
Zveçan	1,461	1,473	1,496	1,506	1,506	1,500	1,517	1,518	1,528
Malishevë	3,183	3,178	3,242	3,263	3,284	3,288	3,302	3,334	3,326
Junik	:	:	:	:	:	:	-	-	-
Mamushë	:	:	:	:	:	:	-	-	-
Hani i Elezit	304	308	312	321	335	334	339	340	340
Graçanicë	:	:	:	:	:	:	-	-	-
Ranillug	:	:	:	:	:	:	-	-	-
Partesh	:	:	:	:	:	:	-	-	-
Kllokot	:	:	:	:	:	:	-	-	-
North Mitrovica	:	:	:	:	:	:	-	-	-
Total	133,959	134,481	137,641	138,901	139,951	140,917	141,805	142,027	142,058

Based on the state of September 2020, the number of beneficiaries from the basic pension scheme was 142,058. The largest number of beneficiaries was in the municipality of Prishtina with a total of 14,308 or 10.1% of the total number.

Graph 1. Basic age pension by month

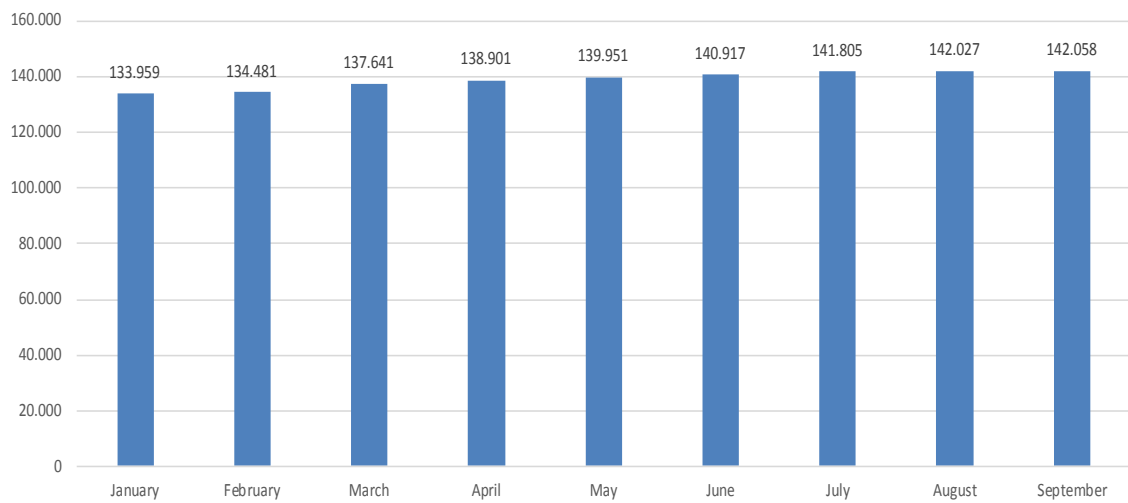
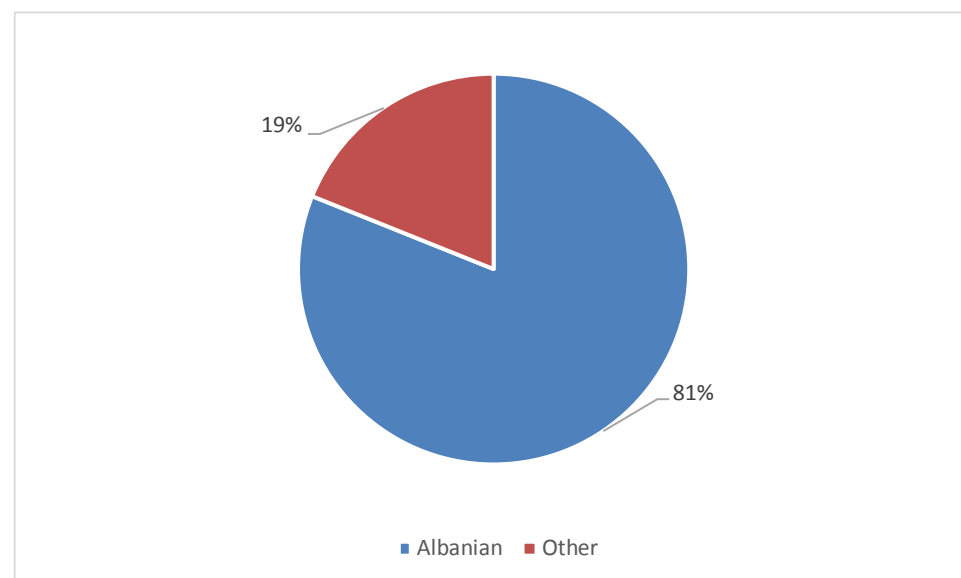


Table 5. Basic age pension by nationality, gender and payment

Month		Albanian		Other ¹⁰		Total	Payment
		Male	Female	Male	Female		
Q1	January	34,605	73,617	11,610	14,127	133,959	€ 12,410,580.00
	February	34,663	74,013	11,643	14,162	134,481	€ 12,486,285.00
	March	35,556	75,810	11,880	14,395	137,641	€ 12,719,010.00
Q2	April	35,959	76,509	11,952	14,481	138,901	€ 16,660,050.00
	May	36,435	77,036	11,984	14,496	139,951	€ 16,903,920.00
	June	36,673	77,640	12,036	14,568	140,917	€ 17,077,035.00
Q3	July	37,024	78,022	12,104	14,655	141,805	€ 12,911,895.00
	August	37,130	78,123	12,125	14,649	142,027	€ 12,924,045.00
	September	37,141	78,044	12,167	14,706	142,058	€ 12,907,050.00

Graph 2. Basic age pension by nationality in percentage


¹⁰ In Other are included the number of Serbs and other non-Albanian nationals living in Kosovo and benefiting from the basic age pension.

Table 6. Age contribution-payer pensions by month

Municipality	Q1			Q2			Q3		
	January	February	March	April	May	June	July	August	September
Deçan	700	695	717	720	722	721	721	717	720
Gjakovë	3,669	3,678	3,767	3,800	3,818	3,840	3,850	3,835	3,825
Glogovc	1,072	1,099	1,124	1,137	1,144	1,159	1,167	1,172	1,178
Gjilan	2,042	2,061	2,092	2,092	2,109	2,125	2,128	2,116	2,120
Dragash	605	602	606	609	606	608	613	615	607
Istog	740	746	759	760	766	768	771	771	771
Kaçanik	780	792	805	806	807	817	823	822	817
Klinë	643	646	657	658	664	668	669	669	669
Fushë Kosovë	1,066	1,078	1,099	1,112	1,122	1,138	1,143	1,136	1,141
Kamenicë	567	566	574	578	580	583	580	582	582
Mitrovicë	3,549	3,571	3,641	3,645	3,678	3,688	3,689	3,677	3,662
Leposaviq	11	10	12	12	12	12	12	12	12
Lipjan	1,269	1,282	1,312	1,327	1,340	1,345	1,347	1,345	1,341
Novobërdë	38	36	37	37	37	36	36	36	36
Obiliq	706	707	717	721	726	739	742	750	754
Rahovec	758	757	777	774	775	783	780	781	780
Pejë	3,648	3,668	3,730	3,736	3,752	3,757	3,780	3,773	3,770
Podujevë	1,769	1,783	1,806	1,818	1,836	1,854	1,846	1,837	1,827
Prishtinë	9,733	9,836	10,002	10,069	10,127	10,219	10,231	10,238	10,254
Prizren	5,146	5,179	5,226	5,214	5,220	5,310	5,318	5,303	5,291
Skenderaj	995	1,000	1,021	1,025	1,026	1,037	1,037	1,034	1,022
Shtime	394	395	402	405	403	410	408	411	412
Shtërpcë	44	45	46	45	42	42	41	42	42
Suharekë	1,159	1,164	1,178	1,181	1,182	1,205	1,219	1,227	1,236
Ferizaj	2,708	2,716	2,781	2,804	2,829	2,856	2,855	2,858	2,861
Viti	596	588	599	603	610	613	616	618	612
Vushtri	2,357	2,367	2,406	2,413	2,442	2,450	2,453	2,448	2,435
Zubin Potok	36	35	35	36	37	38	39	39	40
Zveçan	18	18	18	18	18	18	18	18	17
Malishevë	502	502	508	507	507	510	513	514	507
Junik	:	:	:	:	:	:	-	-	-
Mamushë	:	:	:	:	:	:	-	-	-
Hani i Elezit	183	186	191	190	193	198	200	199	200
Graçanicë	:	:	:	:	:	:	-	-	-
Ranillug	:	:	:	:	:	:	-	-	-
Partesh	:	:	:	:	:	:	-	-	-
Killokot	:	:	:	:	:	:	-	-	-
North Mitrovica	:	:	:	:	:	:	-	-	-
Total	47,503	47,808	48,645	48,852	49,130	49,547	49,645	49,595	49,541

Based on the state of September 2020, the number of beneficiaries from the age contribution-payer pension was 49,541. The largest number of beneficiaries was in the municipality of Prishtina with a total of 10,254 or 20.7% of the total number.

Graph 3. Age contribution-payer pensions by month

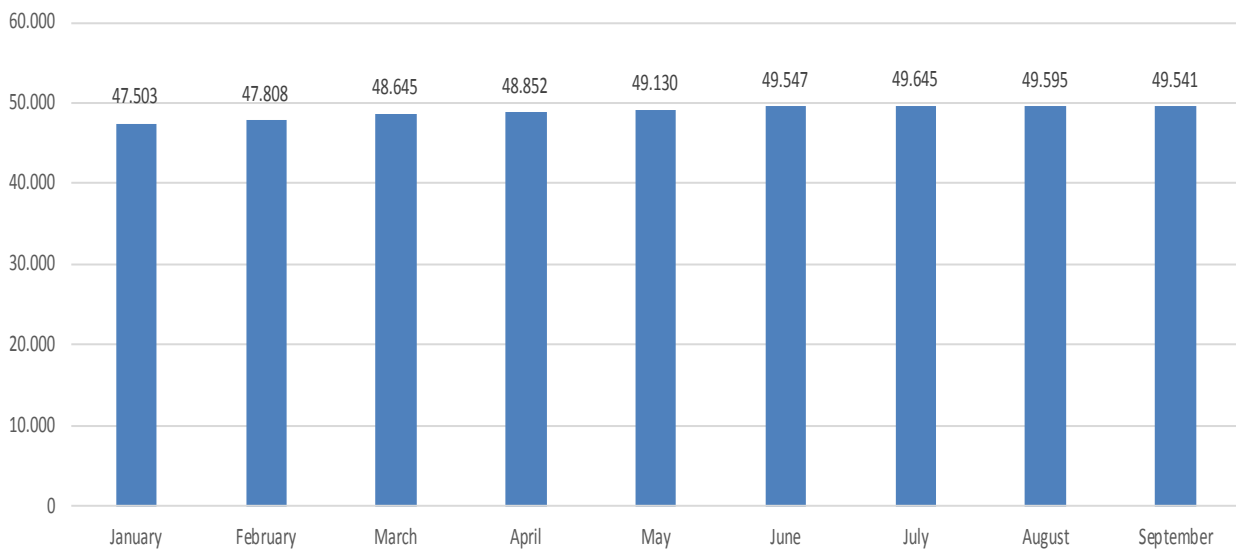
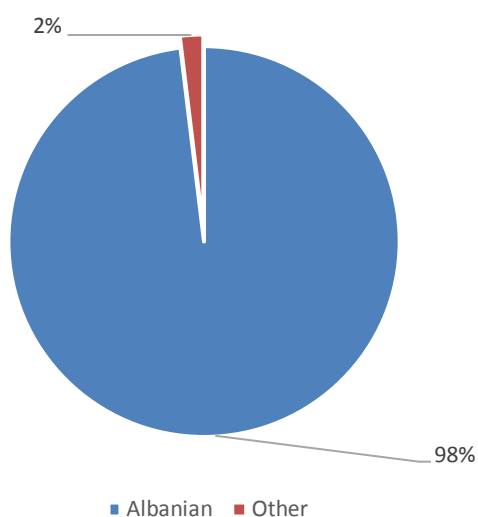


Table 7. Age contribution-payer pensions by nationality, gender and payment

Month		Albanian		Other ¹¹		Total	Payment
		Male	Female	Male	Female		
Q1	January	39,413	7,165	774	151	47,503	€ 9,781,637.00
	February	39,622	7,252	777	157	47,808	€ 9,887,820.00
	March	40,278	7,423	786	158	48,645	€ 9,993,341.00
Q2	April	40,420	7,486	787	159	48,852	€ 9,855,545.00
	May	40,615	7,566	787	162	49,130	€ 9,981,375.00
	June	40,890	7,700	795	162	49,547	€ 10,119,075.00
Q3	July	40911	7766	799	169	49,645	€ 10,059,577.00
	August	40,840	7,796	793	166	49,595	€ 10,063,385.00
	September	40,762	7,826	787	166	49,541	€ 10,047,730.00

Graph 4. Age contribution-payer pensions by nationality in percentage

¹¹ In Other are included the number of Serbs and other non-Albanian nationals living in Kosovo and who benefit from age contribution-payer pensions.

Table 8. Pensions of persons with special needs / disabilities by municipality

Municipality	Q1			Q2			Q3		
	January	February	March	April	May	June	July	August	September
Deçan	250	266	263	336	334	331	307	323	335
Gjakovë	896	905	916	1,101	1,093	1,083	1,029	1,076	1,118
Glogovac	376	387	407	452	451	452	408	434	438
Gjilan	959	966	978	1,212	1,217	1,216	1,187	1,195	1,169
Dragash	278	298	305	363	360	356	345	345	453
Istog	341	362	360	450	450	446	411	441	335
Kaçanik	297	290	285	376	376	372	324	366	367
Klinë	338	361	344	420	418	415	384	405	415
Fushë Kosovë	305	309	332	365	362	362	333	351	350
Kamenicë	308	307	318	410	407	404	395	392	389
Mitrovicë	1,066	1,083	1,101	1,266	1,255	1,246	1,118	1,193	1,221
Leposaviq	100	101	101	133	132	130	83	90	86
Lipjan	570	585	647	705	699	697	641	669	664
Novobërdë	34	29	31	41	41	41	41	41	42
Obiliq	175	181	187	197	196	195	180	188	190
Rahovec	441	445	443	541	544	540	504	529	522
Pejë	853	906	896	1,074	1,067	1,052	976	1,030	1,071
Podujevë	801	819	884	967	963	958	875	936	929
Prishtinë	1,678	1,728	1,796	1,921	1,914	1,913	1,733	1,840	1,838
Prizren	1,578	1,713	1,704	1,897	1,889	1,878	1,822	1,843	1,843
Skenderaj	507	510	507	603	600	595	566	588	604
Shtime	182	179	182	237	236	234	217	235	244
Shtërpçë	75	74	73	97	95	94	75	90	89
Suharekë	519	557	555	629	629	626	612	619	608
Ferizaj	937	948	965	1,200	1,189	1,177	1,064	1,158	1,156
Viti	331	337	345	463	464	461	449	453	455
Vushtrri	915	945	932	1,110	1,097	1,091	1,016	1,049	1,077
Zubin Potok	22	21	20	30	30	29	19	24	22
Zveçan	9	11	9	11	11	11	8	10	9
Malishevë	370	379	375	494	494	494	462	486	476
Junik	:	:	:	:	:	:	-	-	-
Mamushë	:	:	:	:	:	:	-	-	-
Hani i Elezit	46	43	43	53	52	51	48	51	50
Graçanicë	:	:	:	:	:	:	-	-	-
Ranillug	:	:	:	:	:	:	-	-	-
Partesh	:	:	:	:	:	:	-	-	-
Klllokot	:	:	:	:	:	:	-	-	-
North Mitrovica	:	:	:	:	:	:	-	-	-
Total	15,557	16,045	16,304	19,154	19,065	18,950	17,632	18,450	18,565

Based on the state of September 2020, the number of beneficiaries from the pension scheme for persons with disabilities was 18,565. The largest number of beneficiaries was in the municipality of Prishtina with a total of 1,843 or 9.9% of the total number.

Graph 5. Pensions of persons with special needs by month

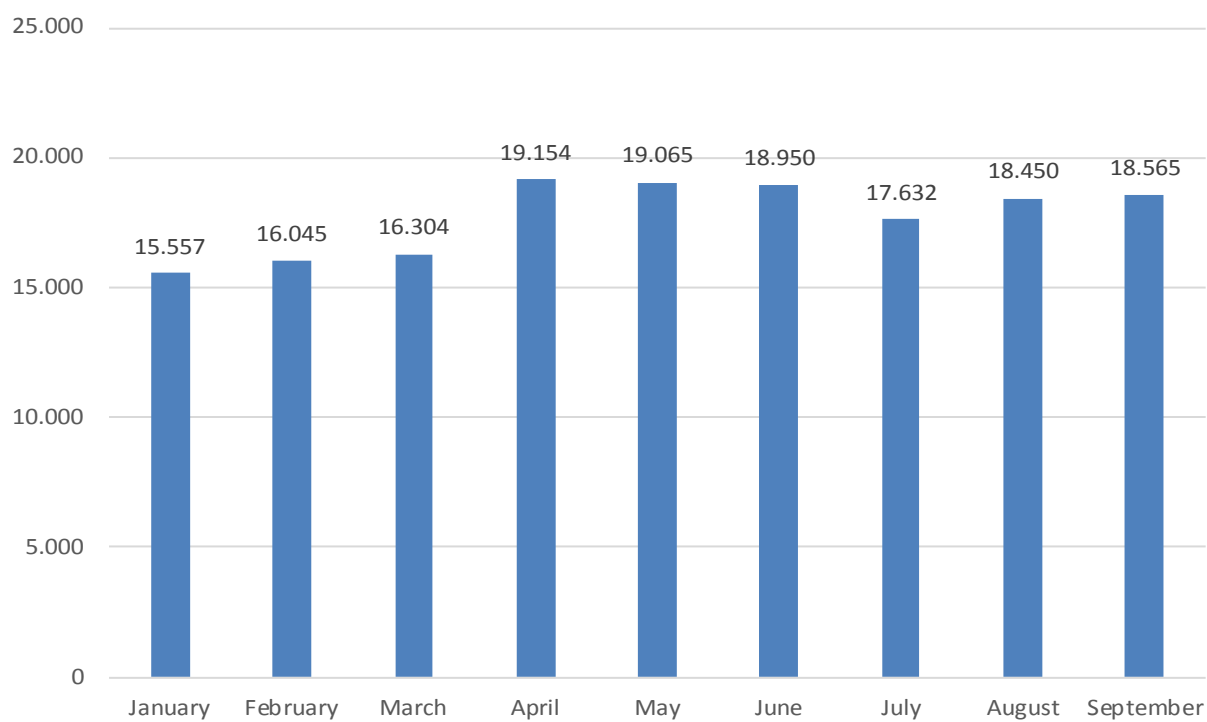
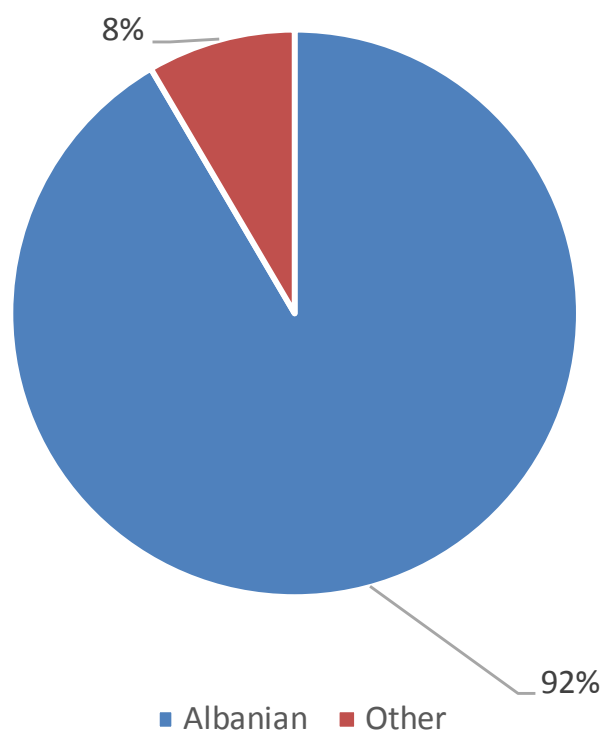


Table 9. Pensions of persons with special needs by nationality, gender and payment

Month	Albanian		Other ¹²		Total	Payment
	Male	Female	Male	Female		
Q1	January	6,891	7,292	718	656	15,557 € 1,247,400.00
	February	7,139	7,496	737	673	16,045 € 1,437,795.00
	March	7,305	7,552	741	706	16,304 € 1,437,375.00
Q2	April	8,547	8,855	911	841	19,154 € 2,027,070.00
	May	8,508	8,820	904	833	19,065 € 2,019,525.00
	June	8,458	8,772	896	824	18,950 € 2,031,980.00
Q3	July	7,985	8,162	781	704	17,632 € 1,867,650.00
	August	8,289	8,576	830	755	18,450 € 1,563,270.00
	September	8,334	8,664	817	750	18,565 € 1,617,525.00

Graph 6. Pensions of persons with special needs by nationality in percentage

¹² In Other are included the number of Serbs and other non-Albanian nationals living in Kosovo and benefiting from the pension of persons with disabilities.

Table 10. Pensions scheme for families with children with special needs / disabilities by municipality, age 0-18

Municipality	Q1			Q2			Q3		
	January	February	March	April	May	June	July	August	September
Decan	41	41	44	44	44	43	42	43	43
Gjakovë	114	112	118	117	115	114	113	116	115
Glllogovc	72	71	78	77	77	75	81	81	80
Gjilan	133	133	136	136	135	132	133	132	132
Dragash	22	21	24	24	24	24	24	25	25
Istog	51	51	57	57	55	54	53	53	53
Kacanik	47	47	49	48	48	47	47	49	49
Kline	49	49	51	52	52	52	52	55	53
Fushë Kosovë	68	68	76	76	76	76	78	77	78
Kamenicë	36	36	37	36	35	35	37	37	36
Mitrovicë	120	120	124	124	123	122	120	124	123
Leposaviq	13	13	13	12	12	12	12	12	12
Lipjan	89	89	92	93	92	92	92	92	92
Novobërdë	21	20	20	20	20	19	20	20	20
Obiliq	32	32	36	35	35	35	34	36	36
Rahovec	66	66	69	68	67	65	65	67	65
Pejë	84	84	94	93	91	91	89	94	94
Podujevë	92	91	94	94	92	92	94	94	93
Prishtinë	309	306	314	312	310	307	310	315	312
Prizren	193	192	199	196	195	193	193	201	200
Skenderaj	73	73	78	78	77	77	77	78	77
Shtime	28	28	30	30	30	29	29	29	28
Shtërpce	18	18	18	18	18	18	18	18	18
Suharekë	62	61	64	64	62	62	62	61	61
Ferizaj	118	119	122	121	120	119	124	124	122
Viti	49	46	46	46	46	46	46	45	44
Vushtrri	108	108	113	113	111	110	108	109	109
Zubin Potok	12	11	12	12	12	12	12	12	12
Zvecan	6	6	6	6	6	6	6	6	6
Malishevë	58	58	68	66	66	67	66	69	69
Junik	:	:	:	-	-	-	-	-	-
Mamusha	3	3	4	4	4	4	4	4	4
Hani i Elezit	10	10	11	11	11	11	11	11	11
Graçanicë	23	23	24	24	24	24	24	23	23
Ranillug	3	3	3	3	3	3	3	3	3
Partesh	3	3	3	3	3	3	3	3	3
Kllokot	6	6	6	6	6	6	6	6	5
North Mitrovica	23	23	25	24	24	24	24	27	27
Total	2,255	2,241	2,358	2,343	2,321	2,301	2,312	2,351	2,333

Based on the state of September 2020, the number of beneficiaries from the scheme for families with children with special needs was 2,333. The largest number of beneficiaries was in the municipality of Prishtina with a total of 312, or 13.4% of the total number.

Graph 7. Pensions scheme for families with children with special needs by month

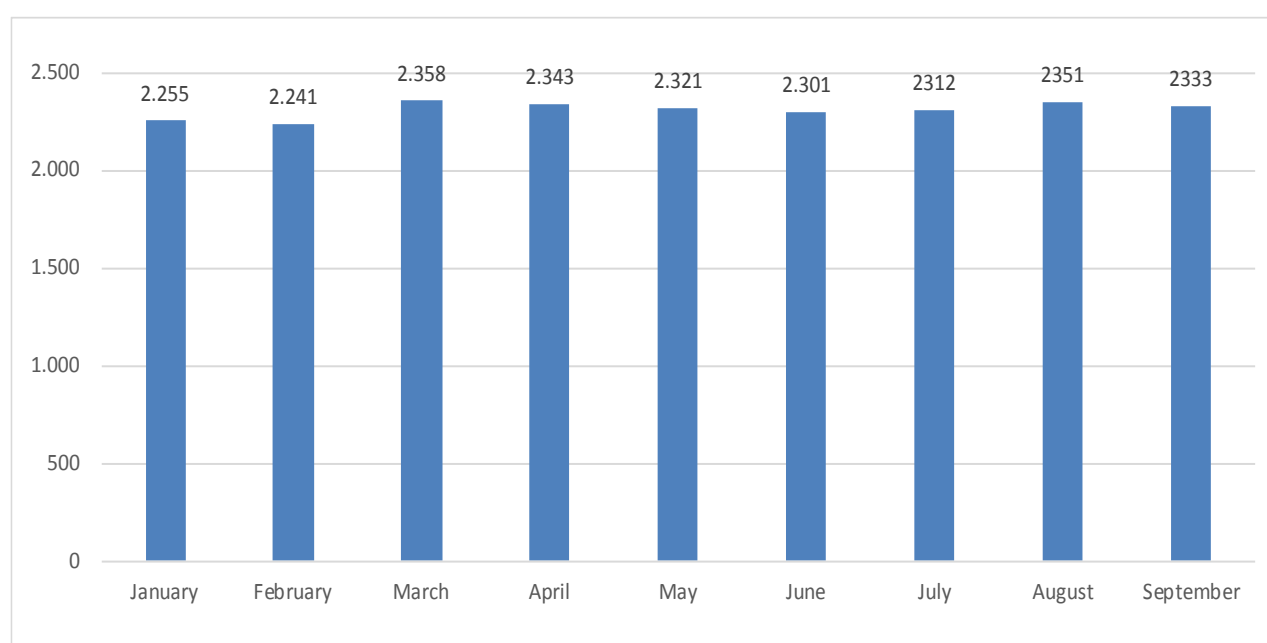


Table 11. Family pensions by municipality

Municipality	Q1			Q2			Q3		
	January	February	March	April	May	June	July	August	September
Deçan	41	41	42	38	36	38	39	37	36
Gjakovë	327	334	331	332	329	327	326	319	315
Glogovac	98	97	97	94	93	89	91	90	92
Gjilan	179	177	178	176	175	173	169	169	165
Dragash	28	26	27	26	26	23	22	22	22
Istog	73	73	70	68	66	65	64	65	63
Kacanik	163	160	157	153	149	147	147	147	146
Kline	42	42	42	39	38	36	38	38	39
Fushë Kosovë	86	85	84	82	82	78	77	75	76
Kamenicë	51	51	46	45	43	44	45	43	43
Mitrovicë	333	329	322	314	309	307	301	299	302
Leposaviq	2	2	2	2	2	2	2	2	2
Lipjan	128	126	125	123	119	118	117	116	114
Novobërdë	1	1	1	1	1	1	1	1	1
Obiliq	71	71	68	68	67	66	66	64	63
Rahovec	113	113	113	111	109	108	107	107	106
Pejë	299	294	297	295	289	290	285	285	293
Podujevë	165	166	165	164	161	161	158	158	157
Prishtinë	495	496	489	473	469	460	453	456	453
Prizren	476	473	467	459	447	433	432	436	437
Skenderaj	59	58	58	59	57	58	59	59	61
Shtime	32	31	29	28	27	27	26	26	26
Shtërpce	6	6	6	6	6	6	6	6	6
Suharekë	97	103	101	101	100	99	100	101	101
Ferizaj	207	207	206	202	197	193	191	191	191
Viti	46	46	46	46	46	46	47	47	48
Vushtrri	223	226	222	217	213	214	215	215	215
Zubin Potok	2	2	2	2	2	3	3	3	3
Zvecan	-	-	-	-	-	-	-	-	-
Malishevë	55	55	55	54	51	51	50	51	53
Junik	-	-	-	-	-	-	-	-	-
Mamusha	-	-	-	-	-	-	-	-	-
Hani i Elezit	-	-	-	-	-	-	-	-	-
Graçanicë	-	-	-	-	-	-	-	-	-
Ranillug	-	-	-	-	-	-	-	-	-
Partesh	-	-	-	-	-	-	-	-	-
Kllokot	-	-	-	-	-	-	-	-	-
North Mitrovica	-	-	-	-	-	-	-	-	-
Total	3,898	3,891	3,848	3,778	3,709	3,663	3,637	3,628	3,629

Table 12. Work disability pensions by municipality

Municipality	Q1			Q2			Q3		
	January	February	March	April	May	June	July	August	September
Deçan	-	-	-	-	-	-	-	-	-
Gjakovë	11	11	9	9	7	6	6	6	6
Glogovac	5	5	5	5	5	5	5	5	5
Gjilan	2	2	2	2	2	2	2	2	2
Dragash	1	1	1	1	1	1	1	1	1
Istog	1	1	1	1	1	1	1	1	1
Kacanik	4	4	3	3	3	3	3	3	3
Kline	-	-	-	-	-	-	-	-	-
Fushë Kosovë	1	1	1	1	1	1	1	1	1
Kamenicë	-	-	-	-	-	-	-	-	-
Mitrovicë	6	6	6	6	6	6	6	6	6
Leposaviq	-	-	-	-	-	-	-	-	-
Lipjan	1	1	1	1	1	1	1	1	1
Novobërdë	-	-	-	-	-	-	-	-	-
Obiliq	-	-	-	-	-	-	-	-	-
Rahovec	1	1	1	1	1	1	1	1	1
Pejë	2	2	2	2	2	2	2	2	2
Podujevë	10	10	9	9	9	9	9	9	9
Prishtinë	21	20	17	16	15	15	15	15	14
Prizren	26	27	27	27	26	25	25	24	23
Skenderaj	1	1	1	1	-	-	-	-	-
Shtime	-	-	-	-	-	-	-	-	-
Shtërpce	-	-	-	-	-	-	-	-	-
Suharekë	4	4	4	4	4	4	4	4	4
Ferizaj	2	2	2	2	2	2	2	2	2
Viti	-	-	-	-	-	-	-	-	-
Vushtrri	7	7	7	7	7	7	6	6	6
Zubin Potok	-	-	-	-	-	-	-	-	-
Zvecan	-	-	-	-	-	-	-	-	-
Malishevë	-	-	-	-	-	-	-	-	-
Junik	-	-	-	-	-	-	-	-	-
Mamusha	-	-	-	-	-	-	-	-	-
Hani i Elezit	-	-	-	-	-	-	-	-	-
Graçanicë	-	-	-	-	-	-	-	-	-
Ranillug	-	-	-	-	-	-	-	-	-
Partesh	-	-	-	-	-	-	-	-	-
Klllokot	-	-	-	-	-	-	-	-	-
North Mitrovica	-	-	-	-	-	-	-	-	-
Total	106	106	99	98	93	91	90	89	87

Table 13. Pensions for paraplegia and tetraplegia persons by municipality

Municipality	Q1			Q2			Q3		
	January	February	March	April	May	June	July	August	September
Decan	73	72	72	72	72	72	68	68	66
Gjakovë	185	184	184	184	184	182	165	168	167
Gllgovc	98	100	100	100	100	100	97	97	95
Gjilan	183	182	183	182	181	180	173	175	169
Dragash	58	59	58	58	58	58	56	57	55
Istog	99	98	98	98	95	95	91	89	87
Kacanik	82	82	82	82	82	82	77	80	78
Kline	64	66	66	66	65	64	58	58	58
Fushë Kosovë	71	72	70	70	70	70	68	69	67
Kamenicë	54	52	53	53	53	52	49	51	51
Mitrovicë	171	171	170	169	169	169	149	159	157
Leposaviq	5	5	5	5	5	5	5	5	5
Lipjan	87	89	89	89	89	89	86	84	83
Novobërdë	8	8	8	8	8	7	6	7	7
Obiliq	42	42	42	42	42	42	42	40	38
Rahovec	88	88	87	86	86	86	84	86	86
Pejë	229	229	227	226	223	222	198	201	195
Podujevë	154	153	153	153	152	152	144	146	145
Prishtinë	325	323	321	319	317	316	306	303	297
Prizren	331	331	328	327	326	324	311	319	316
Skenderaj	106	106	106	105	103	103	94	98	98
Shtime	39	39	39	39	39	38	35	34	34
Shtërpce	16	16	15	15	15	15	15	15	15
Suharekë	83	84	84	86	85	85	84	84	84
Ferizaj	147	145	145	145	144	144	131	135	132
Viti	72	72	72	71	71	72	70	68	67
Vushtrri	139	140	140	140	139	135	128	131	129
Zubin Potok	4	4	4	4	4	4	4	4	4
Zvecan	4	4	4	4	4	4	4	4	4
Malishevë	89	89	88	88	88	88	85	87	86
Junik	-	-	-	-	-	-	-	-	-
Mamusha	-	-	-	-	-	-	-	-	-
Hani i Elezit	-	-	-	-	-	-	-	-	-
Graçanicë	17	17	17	17	17	16	16	16	16
Ranillug	-	-	-	-	-	-	-	-	-
Partesh	-	-	-	-	-	-	-	-	-
Killokot	-	-	-	-	-	-	-	-	-
North Mitrovica	-	-	-	-	-	-	-	-	-
Total	3,123	3,122	3,110	3,103	3,086	3,071	2,899	2,938	2,891

Table 14. Scheme for compensation of Education employees for the years 90/91 until the school year 98/99 by municipality

Municipality	Q1			Q2			Q3		
	January	February	March	April	May	June	July	August	September
Deçan	367	371	376	378	377	377	376	374	375
Gjakovë	776	766	760	771	783	790	792	794	790
Glogovac	401	410	413	413	412	415	418	420	419
Gjilan	576	592	598	598	605	613	613	611	613
Dragash	123	126	127	127	129	129	128	128	128
Istog	203	207	209	210	210	220	218	218	220
Kaçanik	181	188	192	192	196	205	208	209	208
Klinë	227	236	237	237	236	245	246	245	251
Fushë Kosovë	150	157	158	159	161	169	174	178	179
Kamenicë	170	169	171	173	177	177	176	175	175
Mitrovicë	532	545	559	560	569	580	587	591	597
Leposaviq	3	3	3	3	3	3	3	3	3
Lipjan	324	330	335	338	337	356	358	358	357
Novobërdë	5	5	5	5	5	5	5	5	5
Obiliq	79	82	85	84	84	86	86	89	89
Rahovec	158	168	177	176	178	181	183	182	184
Pejë	739	761	772	774	773	783	783	781	793
Podujevë	479	489	495	494	504	512	516	518	517
Prishtinë	1940	1980	2000	2,006	2,021	2,041	2,055	2,072	2,074
Prizren	646	661	668	667	667	682	688	687	689
Skenderaj	364	373	378	379	379	384	389	389	390
Shtime	141	146	152	151	158	162	164	166	168
Shtërpçë	15	16	16	16	17	17	17	17	17
Suharekë	283	293	296	296	301	306	313	313	317
Ferizaj	691	703	711	713	722	732	737	745	747
Viti	259	261	261	261	265	267	268	269	272
Vushtri	486	499	504	504	513	517	523	520	519
Zubin Potok	7	7	7	7	8	8	8	8	8
Zveçan	3	3	3	3	3	3	3	3	3
Malishevë	233	242	246	246	252	255	256	267	268
Junik	-	-	-	-	-	-	-	-	-
Mamushë	-	-	-	-	-	-	-	-	-
Hani i Elezit	-	-	-	-	-	-	-	-	-
Graçanicë	3	3	3	3	3	3	3	3	3
Ranillug	-	-	-	-	-	-	-	-	-
Partesh	-	-	-	-	-	-	-	-	-
Kllokot	-	-	-	-	-	-	-	-	-
North Mitrovica	-	-	-	-	-	-	-	-	-
Total	10,564	10,792	10,917	10,944	11,048	11,223	11,294	11,338	11,378

Table 15. Pension scheme for families of martyrs and war invalids by municipality

Municipality	Q1			Q2			Q3		
	January	February	March	April	May	June	July	August	September
Deçan	614	621	631	638	638	639	640	640	636
Gjakovë	1,069	1,116	1,130	1135	1,134	1,131	1,131	1,133	1,130
Gillogovc	1,317	1,344	1,361	1374	1,375	1,377	1375	1,371	1,369
Gjilan	228	233	234	235	234	230	230	230	230
Dragash	45	49	48	49	49	49	49	49	49
Istog	243	257	260	260	258	258	258	258	258
Kaçanik	248	253	253	254	253	253	253	253	253
Klinë	509	527	528	536	536	534	534	533	532
Fushë Kosovë	185	192	196	198	198	199	200	200	201
Kamenicë	78	79	80	80	78	79	79	79	79
Mitrovicë	569	591	592	599	598	599	597	597	596
Leposaviq	5	5	5	5	5	5	5	4	4
Lipjan	253	268	269	272	274	275	276	276	275
Novobërdë	4	3	4	4	4	4	4	4	3
Obiliq	130	133	133	134	134	134	134	134	133
Rahovec	633	650	652	655	652	652	650	647	644
Pejë	735	757	766	778	780	780	778	776	775
Podujevë	934	980	989	995	994	992	991	990	992
Pristinë	1,075	1,135	1,143	1159	1,160	1,159	1158	1,157	1,156
Prizren	658	687	695	703	703	701	700	698	698
Skenderaj	1,222	1,243	1,249	1255	1,250	1,250	1250	1,247	1,242
Shtime	203	212	212	213	214	214	214	213	213
Shtërpçë	23	24	24	24	24	24	24	24	24
Suharekë	542	569	575	579	580	579	578	577	577
Ferizaj	267	267	272	274	273	274	272	270	271
Viti	94	92	93	94	94	94	94	94	94
Vushtrri	525	539	544	548	546	547	547	545	545
Zubin Potok	7	7	7	7	7	7	7	7	7
Zveçan	2	2	2	2	2	2	2	2	2
Malishevë	354	362	363	366	368	369	371	371	367
Junik	97	104	105	109	109	109	109	109	108
Mamushe	8	9	9	9	9	9	9	9	9
Hani i Elezit	29	28	29	29	29	29	30	31	31
Graçanica	-	-	-	-	-	-	-	-	-
Ranillug	1	1	1	1	1	1	1	1	1
Partesh	1	1	1	1	1	1	1	1	1
Kilokot	-	-	-	-	-	-	-	-	-
North Mitrovica	2	2	2	2	2	2	2	2	2
Outside Kosovo	76	77	78	78	79	79	79	79	79
Total	12,985	13,419	13,535	13,654	13,645	13,640	13,632	13,611	13,586

Based on the state of September 2020, the number of beneficiaries from the scheme for families of martyrs and war invalids was 13,586. The largest number of beneficiaries was in the municipality of Gillogovc with a total of 1,396 or 10.1% of the total number.

Table 16. Pension scheme for families of martyrs and war invalids by age

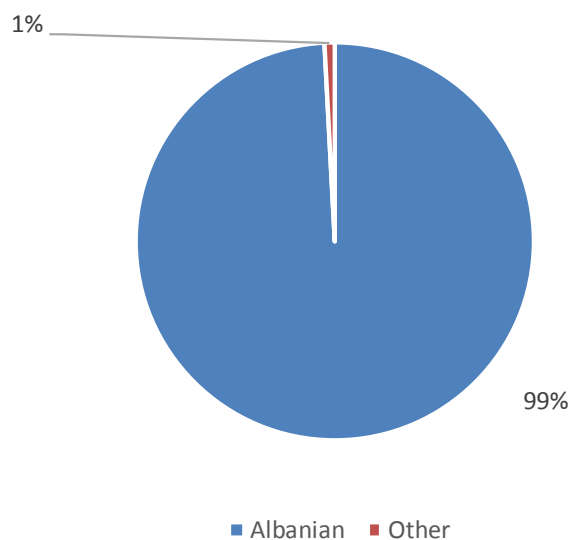
Month		Age							
		< 18	18 -25	26 - 35	36 - 45	46 - 55	56 - 65	65>	Total
Q 1	January	-	254	349	2,248	3,509	3,125	3,500	12,985
	February	-	258	362	2,307	3,631	3,232	3,629	13,419
	March	-	254	363	2,297	3,667	3,270	3,684	13,535
Q 2	April	-	253	367	2,314	3,693	3,298	3,729	13,654
	May	-	246	361	2,240	3,694	3,306	3,798	13,645
	June	-	248	361	2,245	3,697	3,308	3,781	13,640
Q3	July	-	242	358	2,214	3,695	3,313	3,810	13,632
	August	-	242	357	2,216	3,697	3,313	3,786	13,611
	September	-	241	350	2,198	3,702	3,307	3,788	13,586

Table 17. Pension scheme for families of martyrs and war invalids by category

Category	Q1			Q2			Q3		
	January	February	March	April	May	June	July	August	September
Families of martyrs of the KLA	2,272	2,326	2,335	2,352	2,351	2,354	2,350	2,341	2,335
Families of civilian invalids after death	102	111	110	112	112	113	112	112	115
Families of invalids of KLA after death	198	204	205	207	209	212	213	214	215
Families of missing civilians	320	332	332	332	332	329	329	328	328
Families of missing of the KLA	19	18	18	19	19	18	18	18	18
Families of civilian victims	3,812	3,944	3,968	3,990	3,979	3,971	3,966	3,954	3,937
Civilian invalids of war	1,714	1,780	1,799	1,826	1,825	1,826	1,827	1,824	1,823
Invalids of the KLA	4,439	4,590	4,653	4,700	4,702	4,701	4,700	4,703	4,699
Custodians for civilian invalids	30	31	31	32	32	32	33	33	33
Custodians for invalids of the KLA	79	83	84	84	84	84	84	84	83
Total	12,985	13,419	13,535	13,654	13,645	13,640	13,632	13,611	13,586

Table 18. Pension scheme for families of martyrs and war invalids by nationality, gender and payment

Month		Albanian		Other ¹³		Total	Payment
		Male	Female	Male	Female		
Q 1	January	6,346	6,527	20	92	12,985	€ 4,027,051.77
	February	6,558	6,747	21	93	13,419	€ 3,562,282.71
	March	6,636	6,787	21	91	13,535	€ 3,452,591.24
Q 2	April	6,699	6,841	21	93	13,654	€ 3,469,914.97
	May	6,696	6,835	21	93	13,645	€ 3,434,596.72
	June	6,689	6,838	21	92	13,640	€ 3,433,420.03
Q 3	July	6,684	6,835	21	92	13,632	€ 3,419,251.68
	August	6,681	6,817	21	92	13,611	€ 3,414,793.19
	September	6,668	6,805	21	92	13,586	€ 3,402,885.48

Graph 8. Pension scheme for families of martyrs and war invalids by nationality in percentage

¹³ In others are included the number of K-Serbs and other non-Albanian nationals living in Kosovo who benefit from the pension scheme of families of martyrs and war invalids.

Table 19. Pension scheme for war veterans by municipality

Municipality	Q1			Q2			Q3		
	January	February	March	April	May	June	July	August	September
Deçan	4,077	4,083	4,076	4,072	4,077	4,074	4,071	4,069	4,065
Gjakovë	3,778	3,789	3,785	3,788	3,787	3,783	3,770	3,774	3,764
Glogovac	1,684	1,687	1,688	1,690	1,693	1,690	1,683	1,686	1,681
Gjilan	1,980	1,976	1,976	1,985	1,983	1,983	1,984	1,978	1,977
Dragash	260	262	262	266	263	263	263	263	263
Istog	821	823	823	822	820	818	819	820	818
Kaçanik	879	882	882	886	884	883	884	883	885
Klinë	1,702	1,704	1,704	1,703	1,702	1,704	1,703	1,705	1,705
Fushë Kosovë	237	238	239	240	240	239	239	240	241
Kamenicë	257	258	257	255	256	256	256	256	258
Mitrovicë	568	567	569	568	568	562	561	561	562
Leposaviq	4	4	4	4	4	4	4	4	4
Lipjan	550	552	552	552	553	551	551	554	553
Novobërdë	18	18	18	18	18	18	18	18	18
Obiliq	152	152	151	151	151	149	148	149	151
Rahovec	1,663	1,665	1,666	1,668	1,663	1,659	1,659	1,659	1,659
Pejë	3,661	3,661	3,660	3,667	3,674	3,681	3,669	3,672	3,671
Podujevë	1,973	1,976	1,977	1,973	1,980	1,974	1,969	1,970	1,972
Prishtinë	3,824	3,832	3,837	3,846	3,842	3,835	3,825	3,827	3,832
Prizren	2,079	2,081	2,079	2,093	2,088	2,086	2,085	2,081	2,078
Skenderaj	2,619	2,620	2,622	2,627	2,623	2,624	2,618	2,622	2,612
Shtime	566	565	565	568	567	565	566	565	567
Shtërpçë	55	55	55	55	55	55	55	55	55
Suharekë	1,595	1,597	1,598	1,607	1,601	1,601	1,603	1,602	1,602
Ferizaj	906	906	907	907	908	907	904	910	906
Viti	314	314	314	315	315	315	314	315	315
Vushtrri	633	632	632	634	632	632	631	631	627
Zubin Potok	-	-	-	-	-	-	-	-	-
Zveçan	3	3	3	3	3	3	3	3	3
Malishevë	314	315	315	314	313	313	315	315	316
Junik	423	422	422	427	423	423	421	421	421
Mamushe	1	1	1	1	1	1	1	1	1
Hani i Elezit	283	284	284	285	287	284	282	282	282
Graçanica	-	-	-	-	-	-	-	-	-
Ranillug	-	-	-	-	-	-	-	-	-
Partesh	-	-	-	-	-	-	-	-	-
Kilokot	2	2	2	2	2	2	2	2	2
North Mitrovica	-	-	-	-	-	-	-	-	-
Outside Kosovo	275	278	280	280	280	281	284	288	290
Total	38,156	38,204	38,205	38,272	38,256	38,218	38,160	38,181	38,156

Based on the state of September 2020, the number of beneficiaries from the scheme of the pension for war veterans was 38.156. The largest number of beneficiaries was in municipality of Deçan with a total of 4,065 or 10.7% of the total number.

¹⁴ The number of veterans moves, as the right to request the application is not terminated in the right of the beneficiary to continuously apply. After the death of the veteran, the pension is transferred to the spouse or to the children under the age of 18.

Table 20. Pension scheme for war veterans by age

Month	Age								
	< 18	18 -25	26 - 35	36 - 45	46 - 55	56 - 65	65>	Total	
Q 1	January	-	12	59	14,120	13,662	7,470	2,833	38,156
	February	-	13	50	13,964	13,781	7,521	2,875	38,204
	March	-	13	47	13,758	13,878	7,568	2,941	38,205
Q 2	April	-	12	42	13,674	13,935	7,624	2,985	38,272
	May	-	12	33	13,251	14,035	7,819	3106	38,256
	June	-	12	33	13,232	14,027	7,817	3,097	38,218
Q 3	July	-	11	27	12,972	14,114	7,888	3,148	38,160
	August	-	11	27	12,992	14,129	7,892	3130	38,181
	September	-	11	27	12,841	14,227	7,910	3,140	38,156

Table 21. Pension scheme for war veterans by category

Category	Q1			Q2			Q3		
	January	February	March	April	May	June	July	August	September
Fighter veteran of the KLA	36,245	36,281	36,275	36,340	36,316	36,259	36,193	36,193	36,161
Family of KLA veteran after death	1,911	1,923	1,930	1,932	1,940	1,959	1,967	1,988	1,995
Total	38,156	38,204	38,205	38,272	38,256	38,218	38,160	38,181	38,156

Based on the state in September 2020, the number of beneficiaries of the pension scheme for war veterans was 38,156 of which 36,161 were KLA veterans, while 1,995 were families benefiting from this scheme after the death of the veteran.

Table 22. Pension scheme for war veterans by nationality, gender and payment

Month		Albanian		Other ¹⁵		Total	Payment
		Male	Female	Male	Female		
Q ¹	January	35,167	2,983	5	1	38,156	€ 6,424,353.50
	February	35,200	2,998	5	1	38,204	€ 6,404,977.00
	March	35,193	3,006	5	1	38,205	€ 6,399,265.50
Q ²	April	35,257	3,009	5	1	38,272	€ 6,407,829.50
	May	35,232	3,017	6	1	38,256	€ 6,406,770.50
	June	35,175	3,036	6	1	38,218	€ 6,401,964.50
Q ³	July	35,110	3,044	5	1	38,160	€ 6,389,990.50
	August	35,108	3,067	5	1	38,181	€ 6,397,096.50
	September	35,075	3,075	5	1	38,156	€ 6,387,559.50

¹⁵ In Other are included the number of Bosniaks and Ashkali living in Kosovo and benefiting from the war veterans' pension scheme.

Table 23. Pension scheme of Kosovo Protection Corps (KPC) by municipality

Municipality	Q1			Q2			Q3		
	January	February	March	April	May	June	July	August	September
Deçan	48	48	48	48	48	48	48	49	49
Gjakovë	33	33	34	34	34	34	34	35	35
Glogovac	86	87	88	88	90	90	90	90	90
Gjilan	20	20	20	20	20	20	20	20	20
Dragash	3	3	3	3	3	3	3	3	3
Istog	10	10	10	10	10	10	10	10	10
Kaçanik	31	32	32	32	32	32	32	34	34
Klinë	14	14	14	14	14	15	15	15	16
Fushë Kosovë	16	16	16	16	16	16	16	16	16
Kamenicë	7	7	7	7	6	7	7	7	7
Mitrovicë	79	79	79	79	79	80	80	80	81
Leposaviq	1	1	1	1	1	1	1	1	1
Lipjan	30	30	30	30	30	30	30	30	30
Novobërdë	-	-	-	-	-	-	-	-	-
Obiliq	2	2	2	2	2	2	2	2	2
Rahovec	23	23	23	23	23	23	23	23	23
Pejë	43	43	44	44	44	44	44	45	45
Podujevë	68	71	71	71	72	72	73	73	73
Prishtinë	105	106	107	107	109	114	115	115	115
Prizren	85	85	85	85	85	86	86	86	87
Skenderaj	135	135	135	135	135	136	137	138	138
Shtime	25	26	26	26	26	26	26	26	26
Shtërpçë	6	6	6	6	6	6	6	6	6
Suharekë	45	45	45	45	46	46	46	46	46
Ferizaj	35	35	36	36	35	38	38	38	38
Viti	11	11	11	11	11	12	12	12	12
Vushtri	73	73	73	73	73	75	75	76	76
Zubin Potok	-	-	-	-	-	-	-	-	-
Zveçan	-	-	-	-	-	-	-	-	-
Malishevë	66	66	66	66	66	67	67	67	66
Junik	-	-	-	-	-	-	-	-	-
Mamushë	-	-	-	-	-	-	-	-	-
Hani i Elezit	-	-	-	-	-	-	-	-	-
Graçanicë	-	-	-	-	-	-	-	-	-
Ranillug	-	-	-	-	-	-	-	-	-
Partesh	-	-	-	-	-	-	-	-	-
Klllokot	-	-	-	-	-	-	-	-	-
North Mitrovica	-	-	-	-	-	-	-	-	-
Total	1,100	1,107	1,112	1,112	1,116	1,133	1,136	1,143	1,145

Based on the state of September 2020, the number of beneficiaries from the Kosovo Protection Corps (KPC) pension scheme was 1,145. The largest number of beneficiaries was in the municipality of Skenderaj with a total of 138 or 12.1% of the total number.

Table 24. Pension scheme of Kosovo Security Forces (KSF) by municipality

Municipality	Q1			Q2			Q3		
	January	February	March	April	May	June	July	August	September
Deçan	20	20	20	20	20	20	20	20	20
Gjakovë	18	18	19	19	19	20	20	20	20
Glogovc	41	41	42	42	42	42	42	43	43
Gjilan	20	21	21	21	21	21	21	21	21
Dragash	3	3	3	3	3	3	3	3	3
Istog	5	5	5	5	5	5	5	5	5
Kaçanik	11	11	11	11	11	11	12	12	12
Klinë	12	12	12	12	12	12	12	12	12
Fushë Kosovë	8	8	8	8	8	10	10	10	10
Kamenicë	5	5	5	5	5	6	6	6	6
Mitrovicë	33	33	33	33	33	34	34	34	34
Leposaviq	-	-	-	-	-	-	-	-	-
Lipjan	24	24	24	24	24	24	24	24	25
Novobërdë	-	-	-	-	-	-	-	-	-
Obiliq	5	5	5	5	5	6	6	6	6
Rahovec	10	10	10	10	10	12	12	12	12
Pejë	18	18	18	18	18	18	18	18	18
Podujevë	48	48	48	48	48	49	50	50	50
Prishtinë	47	48	48	48	48	49	49	49	50
Prizren	22	22	22	22	22	24	25	25	25
Skenderaj	43	43	43	43	43	44	44	44	44
Shtime	15	15	15	15	15	16	16	16	16
Shtërpçë	5	5	5	5	5	5	5	5	5
Suharekë	23	23	23	23	23	24	24	24	24
Ferizaj	46	47	47	47	47	48	49	49	50
Viti	6	6	6	6	6	6	6	6	6
Vushtrri	38	38	39	39	39	40	41	41	41
Zubin Potok	-	-	-	-	-	-	-	-	-
Zveçan	-	-	-	-	-	-	-	-	-
Malishevë	22	22	22	22	22	23	23	23	23
Junik	-	-	-	-	-	-	-	-	-
Mamushë	-	-	-	-	-	-	-	-	-
Hani i Elezit	-	-	-	-	-	-	-	-	-
Graçanicë	-	-	-	-	-	-	-	-	-
Ranillug	-	-	-	-	-	-	-	-	-
Partesh	-	-	-	-	-	-	-	-	-
Klllokot	-	-	-	-	-	-	-	-	-
North Mitrovica	-	-	-	-	-	-	-	-	-
Total	548	551	554	554	554	572	577	578	581

Based on the state of September 2020, the number of beneficiaries from the Kosovo Security Force (KSF) pension scheme was 581. The largest number of beneficiaries was in the municipality of Prishtina and Podujeva with a total of 50 or 8,6% of the total number.

Table 25. Pension scheme of Trepça miners by municipality

Municipality	Q1			Q2			Q3		
	January	February	March	April	May	June	July	August	September
Deçan	1	1	1	1	1	1	1	1	1
Gjakovë	2	2	2	2	2	2	2	2	2
Glogovc	5	5	5	5	5	5	5	5	5
Gjilan	8	8	8	7	7	7	7	7	7
Dragash	-	-	-	-	-	-	-	-	-
Istog	-	-	-	-	-	-	-	-	-
Kaçanik	-	-	-	-	-	-	-	-	-
Klinë	-	-	-	-	-	-	-	-	-
Fushë Kosovë	9	9	7	6	6	6	6	6	6
Kamenicë	237	230	220	219	215	214	212	211	209
Mitrovicë	1,383	1,367	1,352	1,334	1,321	1,312	1,301	1,289	1,284
Leposaviq	14	14	14	14	14	14	14	14	14
Lipjan	292	289	287	283	278	274	270	268	263
Novobërdë	10	10	8	8	8	8	8	8	8
Obiliq	6	6	6	6	6	6	6	6	6
Rahovec	-	-	-	-	-	-	-	-	-
Pejë	3	3	3	3	3	3	3	3	3
Podujevë	38	38	38	37	37	37	37	37	37
Prishtinë	200	198	193	185	181	181	179	177	177
Prizren	1	1	1	1	1	1	1	1	1
Skenderaj	149	147	146	140	138	133	129	127	126
Shtime	2	2	2	2	2	2	2	2	2
Shtërpçë	-	-	-	-	-	-	-	-	-
Suharekë	-	-	-	-	-	-	-	-	-
Ferizaj	16	16	16	16	16	16	16	16	15
Viti	-	-	-	-	-	-	-	-	-
Vushtrri	229	229	225	220	216	213	211	210	208
Zubin Potok	10	10	10	10	10	9	8	8	8
Zveçan	8	8	8	8	8	8	8	8	8
Malishevë	1	1	1	1	1	1	1	1	
Junik	-	-	-	-	-	-	-	-	-
Mamushë	-	-	-	-	-	-	-	-	-
Hani i Elezit	-	-	-	-	-	-	-	-	-
Graçanicë	-	-	-	-	-	-	-	-	-
Ranillug	-	-	-	-	-	-	-	-	-
Partesh	-	-	-	-	-	-	-	-	-
Kllokot	-	-	-	-	-	-	-	-	-
North Mitrovica	-	-	-	-	-	-	-	-	-
Total	2,624	2,594	2,553	2,508	2,476	2,453	2,427	2,407	2,390

Based on the state of September 2020, the number of beneficiaries from the Trepça pension scheme was 2.390. The largest number of beneficiaries was in the municipality of Mitrovica with 1.284 or 53,7% of the total number.

Table 26. Compensation scheme for blind persons by municipality

Municipality	Q1			Q2			Q3		
	January	February	March	April	May	June	July	August	September
Deçan	22	22	22	23	23	23	18	23	23
Gjakovë	118	121	118	123	124	123	112	121	119
Glogovac	53	53	53	55	54	54	50	53	52
Gjilan	149	148	145	153	153	152	138	145	144
Dragash	31	31	31	32	31	30	27	28	26
Istog	51	51	49	52	53	52	49	52	52
Kaçanik	48	49	48	50	50	50	43	47	44
Klinë	40	40	42	42	42	42	42	42	41
Fushë Kosovë	37	39	41	42	41	41	38	40	40
Kamenicë	53	54	54	55	55	54	52	52	51
Mitrovicë	108	111	110	117	115	114	103	110	111
Leposaviq	14	14	14	14	14	14	11	10	12
Lipjan	71	70	71	73	74	71	64	71	69
Novobërdë	17	17	16	16	16	16	16	16	16
Obiliq	22	22	22	22	22	22	21	22	22
Rahovec	47	46	46	48	48	48	43	47	47
Pejë	91	91	89	92	91	90	79	87	86
Podujevë	71	70	71	73	73	72	67	71	69
Prishtinë	195	195	192	202	201	201	187	198	198
Prizren	131	132	132	136	136	133	123	127	124
Skenderaj	62	64	65	66	65	64	60	61	61
Shtime	41	42	42	42	42	42	38	41	41
Shtërpçë	4	4	3	3	3	3	3	3	3
Suharekë	61	61	61	64	64	63	58	63	61
Ferizaj	155	157	156	163	163	162	146	158	158
Viti	57	59	59	60	60	60	58	60	60
Vushtrri	78	78	76	77	75	75	69	72	71
Zubin Potok	4	4	4	4	4	4	3	4	4
Zveçan	7	7	7	9	9	9	6	7	9
Malishevë	100	101	98	100	99	99	91	99	96
Junik	-	-	-	-	-	-	-	-	-
Mamushë	-	-	-	-	-	-	-	-	-
Hani i Elezit	-	-	-	-	-	-	-	-	-
Graçanicë	5	5	5	5	5	5	5	5	5
Ranillug	-	-	-	-	-	-	-	-	-
Partesh	-	-	-	-	-	-	-	-	-
Klllokot	-	-	-	-	-	-	-	-	-
North Mitrovica	-	-	-	-	-	-	-	-	-
Total	1,943	1,958	1,942	2,013	2,005	1,988	1,820	1,935	1,915

Based on the state of September 2020, the number of beneficiaries from the compensation scheme for blind persons was 1,915. The largest number of beneficiaries was in the municipality of Prishtina with 198 or 10.3% of the total number.

Table 27. Children abandoned by municipality

Municipality	Q 1			Q 2			Q 3		
	Number of abandoned children			Number of abandoned children			Number of abandoned children		
	Male	Female	Total	Male	Female	Total	Male	Female	Total
Deçan	-	-	-	-	-	-	-	-	-
Gjakovë	-	-	-	-	-	-	-	1	1
Glllogovc	-	-	-	-	1	1	1	-	1
Gjilan	-	-	-	-	-	-	1	-	1
Dragash	-	-	-	-	-	-	-	-	-
Istog	-	-	-	-	-	-	-	-	-
Kaçanik	-	-	-	-	1	1	-	-	-
Klinë	-	-	-	-	-	-	-	-	-
Fushë Kosovë	1	-	1	-	-	-	-	-	-
Kamenicë	-	-	-	-	-	-	-	-	-
Mitrovicë	2	-	2	-	-	-	1	-	1
Leposaviq	-	-	-	-	-	-	-	-	-
Lipjan	1	-	1	-	-	-	-	-	-
Novobërdë	-	-	-	-	-	-	-	-	-
Obiliq	-	-	-	-	1	1	-	-	-
Rahovec	-	-	-	-	-	-	-	-	-
Pejë	-	-	-	-	-	-	1	-	1
Podujevë	-	-	-	-	-	-	-	-	-
Prishtinë	-	1	1	-	-	-	-	-	-
Prizren	1	-	1	1	-	1	-	-	-
Skenderaj	-	-	-	-	-	-	-	-	-
Shtime	-	-	-	-	1	1	-	-	-
Shtërpçë	-	-	-	1	-	1	-	-	-
Suharekë	-	-	-	-	-	-	-	-	-
Ferizaj	1	-	1	-	-	-	1	1	2
Viti	-	-	-	-	-	-	-	1	1
Vushtrri	-	-	-	-	-	-	-	-	-
Zubin Potok	-	-	-	-	-	-	-	-	-
Zveçan	-	-	-	-	-	-	-	-	-
Malishevë	-	-	-	-	-	-	-	-	-
Junik	-	-	-	-	-	-	-	-	-
Mamushë	-	-	-	-	-	-	-	-	-
Hani i Elezit	1	-	1	-	-	-	-	-	-
Graçanicë	-	-	-	-	-	-	-	-	-
Ranillug	1	-	1	-	-	-	-	-	-
Partesh	-	-	-	-	-	-	-	-	-
Klllokot	-	-	-	-	-	-	-	-	-
North Mitrovica	-	-	-	-	-	-	-	-	-
Total	8	1	9	2	4	6	5	3	8

Table 28. Number of children placed in family housing and in SOS villages by municipality

Municipality	Q1									Q2									Q3								
	Number of children accommodated in alternative family housing			Number of children accommodated in family households			Number of children placed in SOS villages (0-3) House "Dielli"			Number of children accommodated in alternative family housing			Number of children accommodated in family households			Number of children placed in SOS villages (0-3) House "Dielli" ¹⁶			Number of children accommodated in alternative family housing			Number of children accommodated in family households			Number of children placed in SOS villages (0-3) House "Dielli" ¹⁶		
	Male	Female	Total	Male	Female	Total	Male	Female	Total	Male	Female	Total	Male	Female	Total	Male	Female	Total	Male	Female	Total	Male	Female	Total	Male	Female	Total
Deçan	-	-	-	-	-	-	-	-	-	-	-	-	-	-	-	-	-	-	-	-	-	-	-	-	-	-	-
Gjakovë	-	-	-	3	3	6	-	-	-	-	1	1	-	-	-	-	-	-	-	1	1	-	-	-	-	-	-
Glogoc	-	-	-	-	1	1	-	-	-	-	-	-	2	2	4	-	-	-	1	-	1	-	-	-	-	-	-
Gjilan	-	-	-	4	-	4	-	-	-	-	-	-	-	-	-	-	-	-	-	-	-	-	-	-	-	-	-
Dragash	-	-	-	-	-	-	-	-	-	-	-	-	-	-	-	-	-	-	-	-	-	-	-	-	-	-	-
Istog	-	-	-	1	-	1	-	-	-	-	-	-	1	1	2	-	-	-	-	-	-	-	-	-	-	-	-
Kaçanik	-	-	-	-	-	-	-	-	-	-	1	1	-	-	-	-	-	-	-	-	-	-	-	-	-	-	-
Klinë	-	-	-	-	-	-	-	-	-	-	-	-	1	1	-	-	-	-	-	-	-	-	-	-	-	-	-
Fushë Kosovë	1	-	1	1	2	3	-	-	-	-	-	-	-	-	-	-	-	-	-	-	-	-	-	-	-	-	-
Kamenicë	-	-	-	-	-	-	-	-	-	-	-	-	-	-	-	-	-	-	-	-	1	2	3	-	-	-	-
Mitrovicë	2	-	2	-	-	-	-	-	-	1	-	1	-	-	-	-	-	-	-	-	-	-	-	-	-	-	-
Leposaviq	-	-	-	-	-	-	-	-	-	-	-	-	-	-	-	-	-	-	-	-	-	-	-	-	-	-	-
Lipjan	1	-	1	1	-	1	-	-	-	-	-	-	-	-	-	-	-	-	-	-	-	-	-	-	-	-	-
Novobërdë	-	-	-	1	-	1	-	-	-	-	-	-	-	-	-	-	-	-	-	-	-	-	-	-	-	-	-
Obiliq	-	-	-	-	-	-	-	-	-	-	1	1	-	-	-	-	-	-	-	-	-	-	-	-	-	-	-
Rahovec	-	-	-	-	-	-	-	-	-	-	-	-	-	-	-	-	-	-	-	-	-	-	-	-	-	-	-
Pejë	-	-	-	-	-	-	-	-	-	-	-	-	-	-	-	-	-	-	1	-	1	-	-	-	-	-	-
Podujevë	-	-	-	-	-	-	-	-	-	-	-	-	-	-	-	-	-	-	-	-	-	-	-	-	-	-	-
Prishtinë	-	-	-	-	-	-	1	-	1	-	-	-	1	1	1	-	1	-	-	-	1	1	2	1	-	1	-
Prizren	1	-	1	-	-	-	-	-	-	-	-	-	-	-	-	-	-	-	1	-	1	-	-	-	-	-	-
Skenderaj	-	-	-	-	-	-	-	-	-	-	-	-	-	-	-	-	-	-	-	-	-	-	-	-	-	-	-
Shtime	-	1	1	1	-	1	-	-	-	-	1	1	-	-	-	-	-	-	-	-	-	-	-	-	-	-	-
Shtërpçë	-	-	-	-	-	-	-	-	-	1	-	1	-	-	-	-	-	-	-	-	-	-	-	-	-	-	-
Suharekë	-	-	-	-	-	-	-	-	-	-	-	-	-	-	-	-	-	-	-	-	-	-	-	-	-	-	-
Ferizaj	1	-	1	3	2	5	-	-	-	-	-	-	1	-	1	-	-	-	1	-	1	-	-	-	-	-	-
Viti	-	-	-	-	-	-	-	-	-	-	-	-	-	-	-	-	-	-	-	1	1	-	-	-	-	-	-
Vushtri	-	-	-	-	-	-	-	-	-	-	-	2	-	2	-	-	-	-	-	-	-	-	-	-	-	-	-
Zubin Potok	-	-	-	-	-	-	-	-	-	-	-	-	-	-	-	-	-	-	-	-	-	-	-	-	-	-	-
Zveçan	-	-	-	-	-	-	-	-	-	-	-	-	-	-	-	-	-	-	-	-	-	-	-	-	-	-	-
Malishevë	-	-	-	-	-	-	-	-	-	-	-	-	-	-	-	-	-	-	-	-	2	2	-	-	-	-	-
Junik	-	-	-	-	-	-	-	-	-	-	-	-	-	-	-	-	-	-	-	-	-	-	-	-	-	-	-
Mamushë	-	-	-	-	-	-	-	-	-	-	-	-	-	-	-	-	-	-	-	-	-	-	-	-	-	-	-
Hani i Elezit	-	-	-	2	-	2	-	-	-	-	-	-	-	-	-	-	-	-	-	-	-	-	-	-	-	-	-
Graçanicë	-	-	-	-	-	-	-	-	-	-	-	-	-	-	-	-	-	-	-	-	-	-	-	-	-	-	-
Ranillug	1	-	1	-	-	-	-	-	-	-	-	-	-	-	-	-	-	-	-	-	-	-	-	-	-	-	-
Partesh	-	-	-	-	-	-	-	-	-	-	-	-	-	-	-	-	-	-	-	-	-	-	-	-	-	-	-
Kllokot	-	-	-	-	-	-	-	-	-	-	-	-	-	-	-	-	-	-	-	-	-	-	-	-	-	-	-
North Mitrovica	-	-	-	-	-	-	-	-	-	-	-	-	-	-	-	-	-	-	-	-	-	-	-	-	-	-	-
Total	7	1	8	17	8	25	1	-	1	2	4	6	6	5	11	1	-	1	4	2	6	2	5	7	1	-	1

¹⁶ The data for the children located in the SOS villages (0-3) House "Dielli" are from the period Q4 2019, while for the period Q1, Q2, Q3 2020 based on the reports there were no admission of children.

Table 29. Number of children without parental care by municipality

Municipality	Q1						Q2						Q3					
	Number of children without temporary parental care in the shelter "Hope and Children's Houses" in Prishtina			Number of children without temporary parental care sheltered in SOS Family			Number of children without temporary parental care in the shelter "Hope and Children's Houses" in Prishtina			Number of children without temporary parental care sheltered in SOS Family			Number of children without temporary parental care in the shelter "Hope and Children's Houses" in Prishtina			Number of children without temporary parental care sheltered in SOS Family		
	Male	Female	Total	Male	Female	Total	Male	Female	Total	Male	Female	Total	Male	Female	Total	Male	Female	Total
Deçan	-	-	-	-	-	-	-	-	-	-	-	-	-	-	-	-	-	-
Gjakovë	-	-	-	-	-	-	-	-	-	-	-	-	-	-	-	-	-	-
Glogovc	-	-	-	-	-	-	-	-	-	-	-	-	-	-	-	-	-	-
Gjilan	-	-	-	-	-	-	-	-	-	-	-	-	-	-	-	-	-	-
Dragash	-	-	-	-	-	-	-	-	-	-	-	-	-	-	-	-	-	-
Istog	-	-	-	-	-	-	-	-	-	-	-	-	1	-	1	-	-	-
Kaçanik	-	-	-	-	-	-	-	-	-	-	-	-	-	-	-	-	-	-
Klinë	-	-	-	-	-	-	-	-	-	-	-	-	-	-	-	-	-	-
Fushë Kosovë	-	-	-	-	-	-	-	-	-	-	-	-	1	-	1	-	-	-
Kamenicë	-	-	-	-	-	-	-	-	-	-	-	-	-	-	-	-	-	-
Mitrovicë	-	-	-	1	1	2	-	-	-	1	1	2	-	-	-	1	1	2
Leposaviq	-	-	-	-	-	-	-	-	-	-	-	-	-	-	-	-	-	-
Lipjan	-	-	-	-	-	-	-	-	-	-	-	-	2	-	2	-	-	-
Novobërdë	-	-	-	-	-	-	-	-	-	-	-	-	-	-	-	-	-	-
Obiliq	-	-	-	-	-	-	-	-	-	-	-	-	-	-	-	-	-	-
Rahovec	-	-	-	-	-	-	-	-	-	-	-	-	3	1	4	-	-	-
Pejë	-	-	-	-	-	-	-	-	-	-	-	-	-	-	-	-	-	-
Podujevë	-	-	-	-	-	-	-	-	-	-	-	-	-	-	-	-	-	-
Prishtinë	1	1	2	1	-	1	1	1	2	1	-	1	-	1	1	1	-	1
Prizren	-	-	-	-	-	-	-	-	-	-	-	-	-	-	-	-	-	-
Skenderaj	-	-	-	-	-	-	-	-	-	-	-	-	-	-	-	-	-	-
Shtime	-	-	-	-	-	-	-	-	-	-	-	-	-	-	-	-	-	-
Shtërpçë	-	-	-	-	-	-	-	-	-	-	-	-	-	-	-	-	-	-
Suharekë	-	-	-	-	-	-	-	-	-	-	-	-	-	-	-	-	-	-
Ferizaj	2	-	2	-	-	-	2	-	2	-	-	-	-	-	-	-	-	-
Viti	-	-	-	-	-	-	-	-	-	-	-	-	-	-	-	-	-	-
Vushtrri	-	-	-	-	-	-	-	-	-	-	-	-	-	-	-	-	-	-
Zubin Potok	-	-	-	-	-	-	-	-	-	-	-	-	-	-	-	-	-	-
Zveçan	-	-	-	-	-	-	-	-	-	-	-	-	-	-	-	-	-	-
Malishevë	-	-	-	-	-	-	-	-	-	-	-	-	-	-	-	-	-	-
Junik	-	-	-	-	-	-	-	-	-	-	-	-	-	-	-	-	-	-
Mamushë	-	-	-	-	-	-	-	-	-	-	-	-	-	-	-	-	-	-
Hani i Elezit	-	-	-	-	-	-	-	-	-	-	-	-	-	-	-	-	-	-
Graçanicë	-	-	-	-	-	-	-	-	-	-	-	-	-	-	-	-	-	-
Ranillug	-	-	-	-	-	-	-	-	-	-	-	-	-	-	-	-	-	-
Partesh	-	-	-	-	-	-	-	-	-	-	-	-	-	-	-	-	-	-
Kllokot	-	-	-	-	-	-	-	-	-	-	-	-	-	-	-	-	-	-
North Mitrovica	-	-	-	-	-	-	-	-	-	-	-	-	-	-	-	-	-	-
Total	3	1	4	2	1	3	3	1	4	2	1	3	7	2	9	2	1	3

¹⁷ The data reflected for children without parental care in SOS are from the period Q4 2019, while for the period Q1, Q2, Q3 2020 according to reports there were no admission of children.

Table 30. Number of children who have gone to family reunion by municipality

Municipality	Q1			Q2			Q3		
	Number of children who have gone to family reunion			Number of children who have gone to family reunion			Number of children who have gone to family reunion		
	Male	Female	Total	Male	Female	Total	Male	Female	Total
Deçan	-	-	-	-	-	-	-	-	-
Gjakovë	-	-	-	-	-	-	-	-	-
Glllogovc	-	-	-	-	-	-	-	-	-
Gjilan	-	-	-	-	-	-	-	-	-
Dragash	-	-	-	-	-	-	-	-	-
Istog	1	-	1	-	-	-	-	-	-
Kaçanik	-	-	-	-	-	-	-	-	-
Klinë	-	-	-	-	-	-	-	-	-
Fushë Kosovë	-	-	-	-	-	-	-	-	-
Kamenicë	-	-	-	-	-	-	-	-	-
Mitrovicë	-	-	-	-	-	-	-	-	-
Leposaviq	-	-	-	-	-	-	-	-	-
Lipjan	-	-	-	-	-	-	1	-	-
Novobërdë	-	-	-	-	-	-	-	-	-
Obiliq	-	-	-	-	-	-	-	-	-
Rahovec	-	-	-	-	-	-	-	-	-
Pejë	-	-	-	-	-	-	-	-	-
Podujevë	-	-	-	-	-	-	-	-	-
Prishtinë	-	-	-	-	-	-	1	-	-
Prizren	-	-	-	-	-	-	-	-	-
Skenderaj	-	-	-	-	-	-	-	-	-
Shtime	-	-	-	-	-	-	-	-	-
Shtërpcë	-	-	-	-	-	-	-	-	-
Suharekë	-	-	-	-	-	-	-	-	-
Ferizaj	-	-	-	-	-	-	-	-	-
Viti	-	-	-	-	-	-	-	-	-
Vushtrri	-	-	-	-	-	-	-	-	-
Zubin Potok	-	-	-	-	-	-	-	-	-
Zveçan	-	-	-	-	-	-	-	-	-
Malishevë	-	-	-	-	-	-	-	-	-
Junik	-	-	-	-	-	-	-	-	-
Mamushë	-	-	-	-	-	-	-	-	-
Hani i Elezit	-	-	-	-	-	-	-	-	-
Graçanicë	-	-	-	-	-	-	-	-	-
Ranillug	-	-	-	-	-	-	-	-	-
Partesh	-	-	-	-	-	-	-	-	-
Killokot	-	-	-	-	-	-	-	-	-
North Mitrovica	-	-	-	-	-	-	-	-	-
Total	1	-	1	-	-	-	2	-	2

Table 31. Number of children removed from family housing within the family by municipality

Municipality	Q 1			Q 2			Q 3		
	Number of children removed from family housing within the family			Number of children removed from family housing within the family ¹⁹			Number of children removed from family housing within the family ¹⁸		
	Male	Female	Total	Male	Female	Total	Male	Female	Total
Deçan	-	-	-	2	-	2	-	-	-
Gjakovë	3	1	4	1	2	3	1	1	2
Glogovac	1	1	2	1	1	2	-	-	-
Gjilan	-	-	-	-	-	-	-	-	-
Dragash	-	-	-	-	-	-	1	-	1
Istog	1	-	1	-	-	1	-	-	-
Kaçanik	-	-	-	-	-	-	1	-	1
Klinë	-	1	1	-	-	1	-	-	-
Fushë Kosovë	1	-	1	-	-	-	1	-	1
Kamenicë	-	-	-	-	-	-	-	-	-
Mitrovicë	-	-	-	2	-	2	2	-	2
Leposaviq	-	-	-	-	-	-	-	-	-
Lipjan	1	1	2	-	1	1	-	-	-
Novobërdë	-	-	-	-	-	-	-	-	-
Obiliq	-	-	-	1	-	-	-	1	1
Rahovec	-	-	-	-	-	-	1	-	1
Pejë	1	-	1	1	1	2	-	-	-
Podujevë	-	-	-	1	1	2	-	-	-
Prishtinë	2	2	4	1	1	2	-	1	1
Prizren	2	-	2	2	-	2	3	3	6
Skenderaj	-	-	-	-	-	-	-	-	-
Shtime	-	-	-	-	-	-	-	-	-
Shtërpcë	-	-	-	-	-	-	-	-	-
Suharekë	1	-	1	-	-	1	-	1	1
Ferizaj	-	1	1	-	1	1	-	1	1
Viti	-	-	-	-	1	1	-	1	1
Vushtri	-	-	-	-	1	1	-	-	-
Zubin Potok	-	-	-	-	-	-	-	-	-
Zveçan	-	-	-	-	-	-	-	-	-
Malishevë	1	-	1	-	1	1	-	-	-
Junik	-	-	-	-	-	-	-	-	-
Mamushë	-	-	-	-	-	-	-	-	-
Hani i Elezit	-	-	-	-	-	-	-	-	-
Graçanicë	-	-	-	-	-	-	-	-	-
Ranillug	-	-	-	-	-	-	-	-	-
Partesh	-	-	-	-	-	-	-	-	-
Killokot	-	-	-	-	-	-	-	-	-
North Mitrovica	-	-	-	-	-	-	-	-	-
Total	14	7	21	12	11	23	10	9	19

¹⁸ The term child removed from family housing within the family mainly refers to children who have reached the age of 18 and are considered adults.

Table 32. Number of children for whom the DPSF Committee has given consent for local and international adoption by municipality

Municipality	Q1					Q2					Q3				
	January	February	March	Adoption National	Adoption International	April	May	June	Adoption National	Adoption International	July	August	September	Adoption National	Adoption International
Deçan	-	-	-	-	-	-	-	-	-	-	-	-	-	-	-
Gjakovë	-	-	-	-	-	-	-	-	-	-	-	-	1	1	-
Gillogovc	-	-	-	-	-	-	-	-	-	-	-	-	-	-	-
Gjilan	-	-	-	-	-	-	-	-	-	-	-	-	-	-	-
Dragash	-	-	-	-	-	-	-	-	-	-	-	-	-	-	-
Istog	-	-	-	-	-	-	-	-	-	-	-	-	-	-	-
Kaçanik	-	-	-	-	-	-	-	-	-	-	-	-	-	-	-
Klinë	-	-	-	-	-	-	-	-	-	-	-	-	-	-	-
Fushë Kosovë	-	1	-	-	1	-	-	-	-	-	-	-	-	-	-
Kamenicë	-	-	-	-	-	-	-	-	-	-	-	-	-	-	-
Mitrovicë	-	-	-	-	-	-	-	-	-	-	-	-	-	-	-
Leposaviq	-	-	-	-	-	-	-	-	-	-	-	-	-	-	-
Lipjan	-	-	-	-	-	-	-	-	-	-	-	-	-	-	-
Novobërdë	-	-	-	-	-	-	-	-	-	-	-	-	-	-	-
Obiliq	-	-	-	-	-	-	-	-	-	-	-	-	-	-	-
Rahovec	-	-	-	-	-	-	-	-	-	-	-	-	-	-	-
Pejë	-	-	-	-	-	-	-	-	-	-	-	-	1	1	-
Podujevë	-	-	-	-	-	-	-	-	-	-	-	-	-	-	-
Prishtinë	-	-	-	-	-	-	-	1	1	-	-	-	-	-	-
Prizren	-	1	-	1	-	-	-	1	1	-	-	-	-	-	-
Skenderaj	-	-	-	-	-	-	-	-	-	-	-	-	-	-	-
Shtime	-	-	-	-	-	-	-	-	-	-	-	-	-	-	-
Shtërpçë	-	-	-	-	-	-	-	-	-	-	-	-	-	-	-
Suharekë	-	-	-	-	-	-	-	-	-	-	-	-	-	-	-
Ferizaj	-	-	-	-	-	-	-	-	-	-	1	-	-	1	-
Viti	-	-	-	-	-	-	-	-	-	-	-	-	-	-	-
Vushtri	-	-	-	-	-	-	-	-	-	-	-	-	-	-	-
Zubin Potok	-	-	-	-	-	-	-	-	-	-	-	-	-	-	-
Zveçan	-	-	-	-	-	-	-	-	-	-	-	-	-	-	-
Malishevë	-	-	-	-	-	-	-	-	-	-	-	-	-	-	-
Junik	-	-	-	-	-	-	-	-	-	-	-	-	-	-	-
Mamushë	-	-	-	-	-	-	-	-	-	-	-	-	-	-	-
Hani i Elezit	-	-	-	-	-	-	-	-	-	-	-	-	-	-	-
Graçanicë	-	-	-	-	-	-	-	-	-	-	-	-	-	-	-
Ranillug	-	-	-	-	-	-	-	-	-	-	-	-	1	1	-
Partesh	-	-	-	-	-	-	-	-	-	-	-	-	-	-	-
Kilokot	-	-	-	-	-	-	-	-	-	-	-	-	-	-	-
North Mitrovica	-	-	-	-	-	-	-	-	-	-	-	-	-	-	-
Total	-	2	-	1	1	-	-	2	2	-	1	-	3	4	-

Table 33. Number of elderly persons without family care by nationality placed in HEPFC in Prishtina

Month		Albanian		Serbian		Other ¹⁹		Total
		Male	Female	Male	Female	Male	Female	
Q 1	January	29	33	1	7	3	7	80
	February	28	33	1	7	3	7	79
	March	28	32	1	7	3	6	77
Q 2	April	26	33	1	7	3	6	76
	May	26	31	1	7	3	4	72
	June	25	31	1	7	3	4	71
Q 3	July	25	31	1	7	3	4	71
	August	24	29	1	7	3	4	68
	September	25	29	1	7	3	4	69

Table 34. Number of elderly persons without family care by gender placed in community housing in Skenderaj

Month		Albanian		Serbian		Other ²⁰		Total
		Male	Female	Male	Female	Male	Female	
Q 1	January	7	8	-	-	-	1	16
	February	7	8	-	-	-	1	16
	March	7	8	-	-	-	1	16
Q 2	April	7	7	-	-	-	1	15
	May	7	7	-	-	-	1	15
	June	7	9	-	-	-	1	17
Q 3	July	6	8	-	-	-	1	15
	August	6	8	-	-	-	1	15
	September	6	9	-	-	-	1	16

¹⁹ In Other are included the number of persons accommodated in the House of elderly persons and without family care in Pristina belonging to these ethnicities: Turkish, Bosniak, Egyptian, Ashkali, Roma, Croat, etc.

²⁰ In Other are included the number of persons accommodated in the Skenderaj community housing belonging to these ethnicities: Turkish, Bosniak, Egyptian, Ashkali, Roma, Croat, etc.

Table 35. Number of elderly persons without family care by gender in the community housing in Gurakoc

Month		Albanian		Serbian		Other ²¹		Total
		Male	Female	Male	Female	Male	Female	
Q 1	January	8	8	-	-	-	2	18
	February	8	7	-	-	-	2	17
	March	8	8	-	-	1	2	19
Q 2	April	6	7	-	-	-	2	15
	May	7	8	-	-	-	2	17
	June	7	8	-	-		2	17
Q 3	July	8	8	-	-	-	2	18
	August	8	8	-	-	-	2	18
	September	8	8	-	-	-	2	18

Table 36 Number of elderly persons without family care by gender in the community housing in Graçanica

Month		Albanian		Serbian		Other ²²		Total
		Male	Female	Male	Female	Male	Female	
Q 1	January	-	-	4	4	-	-	8
	February	-	-	4	4	-	-	8
	March	-	-	4	4	-	-	8
Q 2	April	-	-	4	4	-	-	8
	May	-	-	4	4	-	-	8
	June	-	-	4	4	-	-	8
Q 3	July	-	-	4	4	-	-	8
	August	-	-	4	4	-	-	8
	September	-	-	4	4	-	-	8

²¹ In Other are included the number of persons accommodated in the community housing in Gurakoc, belonging to these ethnicities: Turkish, Bosniak, Egyptian, Ashkali, Roma, Croat, etc.

²² In Other are included the number of persons accommodated in the community housing in Graçanica, belonging to these ethnicities: Turkish, Bosniak, Egyptian, Ashkali, Roma, Croat, etc.

Graph 9. Number of elderly persons without family care placed in HEPFC and community housing

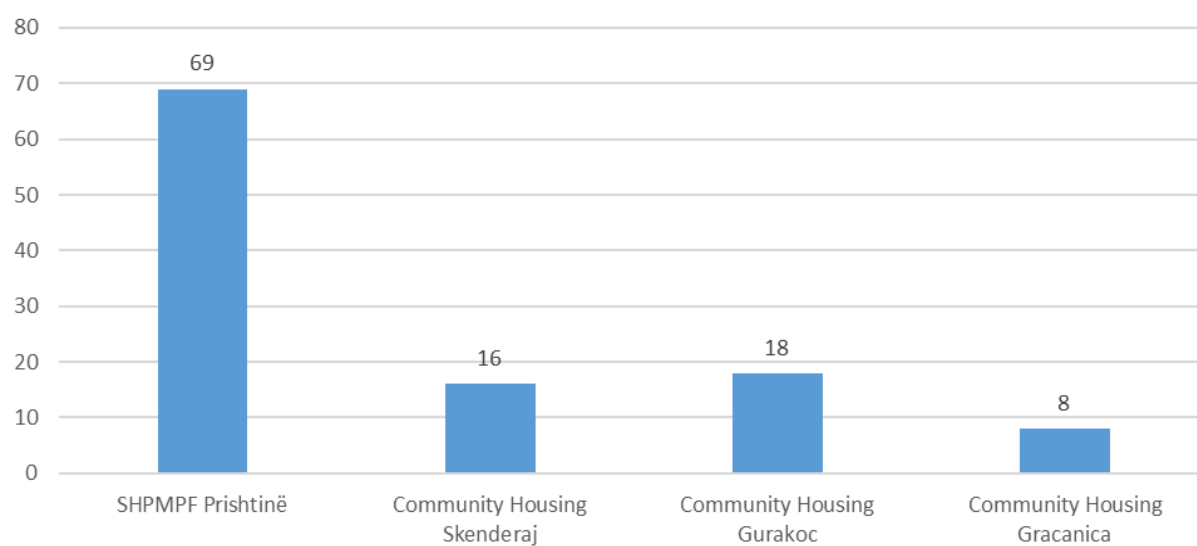


Table 37. Persons placed in the Special Institute in Shtime by nationality and gender

Month		Albanian		Serbian		Other ²³		Total
		Male	Female	Male	Female	Male	Female	
Q 1	January	23	20	8	2	10	1	64
	February	23	20	8	2	10	1	64
	March	23	20	8	2	9	1	63
Q 2	April	23	20	8	2	9	1	63
	May	23	20	8	2	9	1	63
	June	23	20	8	2	9	1	63
Q 3	July	23	20	8	2	9	1	63
	August	23	20	8	2	9	1	63
	September	23	20	8	2	9	1	63

Table 38. Persons placed in the community housing in Kamenica by nationality and gender

Month		Albanian		Serbian		Other ²⁴		Total
		Male	Female	Male	Female	Male	Female	
Q 1	January	3	5	-	2	1	1	12
	February	3	5	-	2	1	1	12
	March	3	5	-	2	1	1	12
Q 2	April	3	5	-	2	1	1	12
	May	3	5	-	2	1	1	12
	June	3	5	-	2	1	1	12
Q 3	July	3	5	-	2	1	1	12
	August	3	5	-	2	1	1	12
	September	3	5	-	2	1	1	12

²³ In Other are included the number of persons with mental disabilities accommodated in the Special Institute in Shtime who belong to these ethnicities: Turkish, Bosniak, Egyptian, Ashkali, Roma, Croat, etc.

²⁴ In Other are included the number of persons with mental disabilities accommodated in the community housing in Kamenica who belong to these ethnicities: Turkish, Bosniak, Egyptian, Ashkali, Roma, Croat, etc.

Table 39. Persons placed in the community housing in Ferizaj by nationality and gender

Month	Albanian		Serbian		Other ²⁵		Total	
	Male	Female	Male	Female	Male	Female		
Q 1	January	5	3	-	1	1	-	10
	February	5	3	-	1	1	-	10
	March	5	3	-	1	1	-	10
Q 2	April	5	3	-	1	1	-	10
	May	5	3	-	1	1	-	10
	June	5	3	-	1	1	-	10
Q 3	July	5	3	-	1	1	-	10
	August	5	3	-	1	1	-	10
	September	5	3	-	1	1	-	10

Table 40. Persons placed in the community housing in Deçan by nationality and gender

Month		Albanian		Serbian		Other ²⁶		Total
		Male	Female	Male	Female	Male	Female	
Q 1	January	5	3	-	1	-	-	9
	February	5	3	-	1	-	-	9
	March	5	3	-	1	-	-	9
Q 2	April	5	3	-	1	-	-	9
	May	5	3	-	1	-	-	9
	June	5	3	-	1	-	-	9
Q 3	July	5	3	-	1	-	-	9
	August	5	3	-	1	-	-	9
	September	5	3	-	1	-	-	9

²⁵ In Other are included the number of persons with mental disabilities placed in the community housing in Ferizaj who belong to these ethnicities: Turkish, Bosniak, Egyptian, Ashkali, Roma, Croat, etc.

²⁶ In Other are included the number of persons with mental disabilities placed in the community housing in Deçan who belong to these ethnicities: Turkish, Bosniak, Egyptian, Ashkali, Roma, Croat, etc.

Table 41. Persons placed in the community housing in Shtime by nationality and gender

Month		Albanian		Serbian		Other ²⁷		Total
		Male	Female	Male	Female	Male	Female	
Q 1	January	7	6	-	-	1	-	14
	February	7	6	-	-	1	-	14
	March	7	5	-	-	1	-	13
Q 2	April	7	5	-	-	1	-	13
	May	7	5	-	-	1	-	13
	June	7	5	-	-	1	-	13
Q 3	July	7	5	-	-	1	-	13
	August	7	5	-	-	1	-	13
	September	7	5	-	-	1	-	13

Table 42. Persons placed in the home for children in Shtime by nationality and gender

Month		Albanian		Serbian		Other ²⁸		Total
		Male	Female	Male	Female	Male	Female	
Q 1	January	3	6	-	-	1	-	10
	February	3	6	-	-	1	-	10
	March	3	6	-	-	1	-	10
Q 2	April	3	6	-	-	1	-	10
	May	3	6	-	-	1	-	10
	June	3	6	-	-	1	-	10
Q 3	July	3	6	-	-	1	-	10
	August	3	6	-	-	1	-	10
	September	3	6	-	-	1	-	10

²⁷ In Other are included the number of persons with mental disabilities placed in the Shtime community housing belonging to these ethnicities: Turkish, Bosniak, Egyptian, Ashkali, Roma, Croat, etc.

²⁸ In Other are included the number of persons with mental disabilities accommodated in the children's community housing in Shtime, belonging to these ethnicities: Turkish, Bosniak, Egyptian, Ashkali, Roma, Croat, etc.

Table 43. Persons placed in community housing in Vushtrri by nationality and gender

Month	Albanian		Serbian		Other ²⁹		Total
	Male	Female	Male	Female	Male	Female	
Q 1	January	2	11	-	-	-	13
	February	2	11	-	-	-	13
	March	2	11	-	-	-	13
Q 2	April	2	11	-	-	-	13
	May	2	11	-	-	-	13
	June	2	11	-	-	-	13
Q 3	July	2	11	-	-	-	13
	August	2	11	-	-	-	13
	September	2	11	-	-	-	13

Table 44. Persons placed in the community housing in Graçanica by nationality and gender

Month		Albanian		Serbian		Other ³⁰		Total
		Male	Female	Male	Female	Male	Female	
Q 1	January	1	-	2	5	-	2	10
	February	1	-	2	5	-	2	10
	March	1	-	2	5	-	2	10
Q 2	April	1	-	2	5	-	2	10
	May	1	-	2	5	-	2	10
	June	1	-	2	5	-	2	10
Q 3	July	1	-	2	5	-	2	10
	August	1	-	2	5	-	2	10
	September	1	-	2	5	-	2	10

²⁹ In Other are included the number of persons with mental disabilities placed in the Vushtrri community housing belonging to these ethnicities: Turkish, Bosniak, Egyptian, Ashkali, Roma, Croat, etc.

³⁰ In Other are included the number of persons with mental disabilities placed in the Graçanica community housing belonging to these ethnicities: Turkish, Bosniak, Egyptian, Ashkali, Roma, Croat, etc.

Table 45. Persons placed in the community housing in Lipjan by nationality and gender

Month		Albanian		Serbian		Other ³¹		Total
		Male	Female	Male	Female	Male	Female	
Q 1	January	4	3	-	-	-	3	10
	February	4	4	-	-	-	3	11
	March	4	4	-	-	-	3	11
Q 2	April	4	4	-	-	-	3	11
	May	4	4	-	-	-	3	11
	June	4	4	-	-	-	3	11
Q 3	July	4	4	-	-	-	3	11
	August	4	4	-	-	-	3	11
	September	4	4	-	-	-	3	11

³¹ In Other are included the number of persons with mental disabilities placed in the Lipjan community housing belonging to these ethnicities: Turkish, Bosniak, Egyptian, Ashkali, Roma, Croat, etc.

Graph 10. Persons placed in the special institute and in community housing

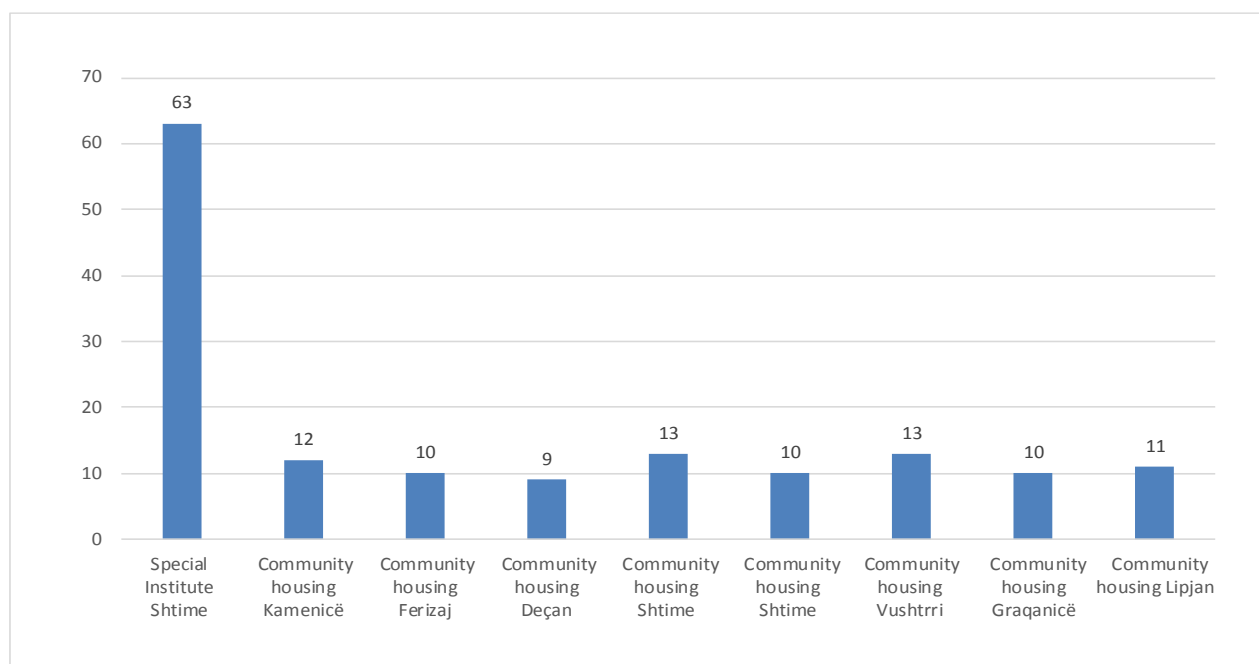


Table 46. Number of beneficiaries from social schemes in Q3 2020

Beneficiaries of pensions and other social schemes	Q1 2020	Q2 2020	Q3 2020
Basic age pensions	137,641	140,917	142,058
Age-contribution-payer pension	48,645	49,547	49,541
Pensions of persons with special needs	16,304	18,950	18,565
Trepça pensions	2,553	2,453	2,390
Pensions of the Kosovo Security Forces	554	572	581
Pensions of the Kosovo Protection Corps	1,112	1,133	1,145
Compensation for the blind persons	1,942	1,988	1,915
Family pensions	3,848	3,663	3,629
Disability pension	99	91	87
Paraplegic and Tetraplegic Pensions	3,110	3,071	2,891
Education compensation pensions for the years 90/91 until the school year 98/99	10,917	11,223	11,378
Pensions of families of martyrs and invalids of war	13,535	13,640	13,586
Veterans of KLA	38,205	38,218	38,156
Social assistance scheme	24,198	24,615	24,496
Scheme for financial support for families with children with disabilities / special needs	2,358	2,301	2,333

Table 47. Amount of funds spent on the payment of pensions and other social schemes in Q3 2020

Pensions and other social schemes	Q 1 2020	Q 2 2020	Q 3 2020
Basic age pensions	€ 37,615,875.00	€ 50,641,005.00	€ 38,742,990.00
Age-contribution-payer pension	€ 29,662,798.00	€ 29,955,995.00	€ 30,170,692.00
Pensions of persons with special needs	€ 4,122,570.00	€ 6,078,575.00	€ 5,048,445.00
Trepça pensions	€ 980,028.00	€ 938,196.00	€ 915,390.00
Pensions of the Kosovo Security Forces	€ 652,935.00	€ 671,681.00	€ 702,993.00
Pensions of the Kosovo Protection Corps	€ 740,056.00	€ 749,977.00	€ 758,620.00
Compensation for the blind persons	€ 1,335,238.00	€ 1,338,625.00	€ 843,700.00
Family pensions	€ 1,066,428.00	€ 1,304,376.00	€ 1,006,635.00
Disability pension	€ 28,170.00	€ 33,840.00	€ 24,030.00
Paraplegic and Tetraplegic Pensions	€ 2,919,845.00	€ 2,908,395.00	€ 2,799,675.00
Pensionet për kompensimin e Arsimit për vitet 90/91 deri në vitin shkollorë 98/99	€ 2,190,209.00	€ 2,086,189.00	€ 2,118,297.00
Pensions of families of martyrs and invalids of war	€ 11,041,925.72	€ 10,337,931.72	€ 10,236,930.35
Veterans of KLA	€ 19,228,596.00	€ 19,216,564.50	€ 19,174,646.50
Social assistance scheme	€ 10,249,557.50	€ 13,100,147.00	€ 7,729,677.50
Scheme for financial support for families with children with disabilities / special needs	€ 727,000.00	€ 907,460.00	€ 722,900.00
Total	€ 122,561,231.22	€ 140,268,957.22	€ 120,995,621.35

Kosovo Agency of Statistics

short description

Kosovo Agency of Statistics is a professional institution which deals with collection, processing and publication of official statistical data. As such acts since 1948 and has passed through several historical stages, structured according to state regulation of those times.

On 2 August 1999, the Agency has resumed his professional work (after nine years of interruption of all statistical series detrimental to the interest of Kosovo), as an independent institution under the Ministry of Public Administration. Since 12.12.2011 the Agency operates in the frames of the Prime Minister's Office. Office is funded by the Kosovo Consolidated Budget, but also by donors for specific projects and for technical professional support.

Kosovo Agency of Statistics acts according to the Law No. 04/L-036 which entered into force on 12.12.2011 and Amendment of Law No. 06/L-058 which entered into force on 17.01.2019 . Programme of Official Statistics 2018/2022 is in implementation for the development of statistical system in correlation with the European Union statistics (EUROSTAT).

Kosovo Agency of Statistics has this organizational structure: production departments; Department of Economic statistics, Department of National Accounts, Department of Agriculture and Environment statistics and Department of Social statistics. **Support Departments**; Department of Methodology and Information Technology, Department of Policy Planning, Coordination and Communication, Department of Census and survey and Department of Administration. **Within the Agency are also established Regional Offices**; Gjakove, Gjilan, Mitrovica, Peja, Prizren, Pristina and Ferizaj

In KAS are employed in total 156 workers, of whom 115 at the headquarters of the Agency, while in the Regional Offices, 41. Agency's educational qualifying structure is as follows: 123 with university education, 15 with non-tertiary education, and 18 with secondary education.

We have professional and technical cooperation with all Ministries of the Government of Kosovo, especially with the Ministry of Economy and Finance, Central Bank of Kosovo, with international institutions, EUROSTAT, International Monetary Fund, World Bank, Sweden's SIDA, DFID, UNFPA, UNDP, UNVEF, and with the statistical institutions of the countries in the region.

Kosovo Agency of Statistics almost completely covers the territory of Kosovo, based on the statistical structure of the enumeration areas as the basic unit and sole in the country from which it gets first hand information. All surveys conducted in the field use the extension of the samples in these enumeration areas but also a statistical methodology according to international recommendations. During the collection of statistical data and reports from reporting entities are involved professionals, technicians, administrators, servants of the country offices, field enumerators from regional offices, etc.

In 2011, the project of Population Census , Households and Dwellings was successfully implemented, and in 2014 was successfully carried out the Agriculture Census. The result obtained from these censuses will have an important role in the development policies.

The mission of the Agency; to meet the needs of users with qualitative statistical data, objective, in time and space so that users have reliable base to conduct regular analysis in the interest of planning and project development at the municipal and country level. To support government institutions, scientific institutes, research academies, businesses in order to provide proper information for decision-makers and other users in Kosovo.

- **Address: KOSOVO AGENCY OF STATISTICS**
Street. "Zenel Salihu", No. 4, 10000 Pristina
- **Telephone: + 383 (0) 38 200 31 129**
- **CEO: + 383 (0) 38 200 31 112**
- **Fax: + 383 (0) 38 235 033**
- **E-mail: infoask@rks-gov.net**
- **Web: <http://ask.rks-gov.net>**