



Republika e Kosovës
Republika Kosova-Republic of Kosovo
Qeveria - Vlada - Government
Zyra e Kryeministrit -Ured Premijera -Office of the Prime Minister
Agjencia e Statistikave të Kosovës - Agencija za Statistike Kosova - Kosovo Agency of Statistics

Series 5: Social Statistics

Social Welfare Statistics 2018

Foreword

The publication of “Social Welfare Statistics in Q1 2019” contains information about: scheme of social assistance, basic age pension, age contribution-payer pensions, pensions for persons with special needs/disabilities, the scheme for material support for families of children with permanent special needs, scheme for the families of martyrs, war invalids and war veterans, pension scheme of the Kosovo Protection Corps (KPC), pension scheme of the Kosovo Security Forces (KSF), pension scheme of the “Trepça” miners, compensation scheme for blind persons, data on the number of abandoned children, the number of persons placed in homes for the elderly without family care, the number of persons with special needs placed in special institute of Shtime and community housing.

The source of these data is the Ministry of Labour and Social Welfare (MLSW), respectively the following departments: Department of Social Welfare, Department of Pension Administration and Department of Families of Martyrs and War Invalids (DFMWI) whom we thank for cooperation.

Comments, remarks, suggestions and proposals regarding this publication can be sent to email address social@rks-gov.net

Avni Kastrati - Director of Department of Social Statistics

Publication was prepared by:

Naime Rexhepi - Head of the Division of Social Statistics

Mirvete Fazliu - Senior officer for other social statistics

Laureta Haziri – Senior Officer for Culture and Sport

Officer for design: Ahmet Cakolli

May, 2019

Chief Executive Officer, KAS

Isa Krasniqi

List of Abbreviations

KAS	-	Kosovo Agency of Statistics
MLSW	-	Ministry of Labour and Social Welfare
DFMWI	-	Department of Families of Martyrs and War Invalids
PPSN	-	Pensions of Persons with Special Needs / Disability Pension
HEWFC	-	Homes for the elderly without family care
SISH	-	Special Institute of Shtime
KPC	-	Kosovo Protection Corps
KSF	-	Kosovo Security Forces
DPSF	-	Department for Social and Family Policy

List of Symbols

:	-	Data not available
-	-	No occurrence

List of Contents

	Page
Explanation for users	5
Table 1. Number of families who have benefited from the social assistance scheme by municipality	13
Table 2. Number of family members who benefited from social assistance scheme by municipality	14
Table 3. Number of families who benefited from social assistance scheme by category	15
Table 4. Basic age pension by municipality	16
Table 5. Basic age pension by nationality, gender and payment	18
Table 6. Age contribution-payer pensions by month	19
Table 7. Age contribution-payer pensions by nationality, gender and payment	21
Table 8. Pensions of persons with special needs / disabilities by municipality	22
Table 9. Pensions of persons with special needs by nationality, gender and payment	23
Table 10. Pensions scheme for families with children with special needs / disabilities by municipality, age 0-18	25
Table 11. Family pensions by municipality	27
Table 12. Work disability pensions by municipality	28
Table 13. Pensions for paraplegia and tetraplegia persons by municipality	29
Table 14. Pension scheme for families of martyrs and war invalids by municipality	30
Table 15.	31
Table 16. Pension scheme for families of martyrs and war invalids by category	31
Table 17. Pension scheme for families of martyrs and war invalids by nationality, gender and payment	32
Table 18. Pension scheme for war veterans by municipality	33
Table 19. Pension scheme for war veterans by age	34
Table 20. Pension scheme for war veterans by category	34
Table 21. Pension scheme for war veterans by nationality, gender and payment	35
Table 22. Pension scheme of Kosovo Protection Corps (KPC) by municipality	36
Table 23. Pension scheme of Kosovo Security Forces (KSF) by municipality	37
Table 24. Pension scheme of Trepça miners by municipality	38
Table 25. Compensation scheme for blind persons by municipality	39
Table 26. Children abandoned by municipality	40
Table 27. Children abandoned placed in housing by municipality	41
Table 28. Number of children without parental care by municipality	42

	Page
Table 29. Number of children who have gone to family reunion by municipality	43
Table 30. Number of children removed from family housing within the family by municipality	44
Table 31. Number of children for whom the DPSF Committee has given consent for local and international adoption by municipality.....	45
Table 32. Number of elderly persons without family care by nationality placed in HEPFC in Prishtina.....	46
Table 33. Number of elderly persons without family care by gender placed in community housing in Skenderaj.....	46
Table 34. Number of elderly persons without family care by gender in the community housing in Gurakoc	47
Table 35. Number of elderly persons without family care by gender in the community housing in Graçanica.....	47
Table 36. Persons placed in the Special Institute in Shtime by nationality and gender	49
Table 37. Persons placed in the community housing in Kamenica by nationality and gender	49
Table 38. Persons placed in the community housing in Ferizaj by nationality and gender.....	50
Table 39. Persons placed in the community housing in Deçan by nationality and gender	50
Table 40. Persons placed in the community housing in Shtime by nationality and gender	51
Table 41. Persons placed in the home for children in Shtime by nationality and gender.....	51
Table 42. Persons placed in community housing in Vushtrri by nationality and gender	52
Table 43. Persons placed in the community housing in Graçanica by nationality and gender	52
Table 44. Persons placed in the community housing in Lipjan by nationality and gender	53
Table 45. Number of beneficiaries from social schemes in Q1 2019.....	55
Table 46. Amount of funds spent on the payment of pensions and other social schemes in Q1 2019	56

Explanation for users

Pensions¹

Basic age pension – the minimal regular monthly pension paid to all citizens of the Republic of Kosovo who have reached the age of sixty-five (65), regardless, regardless if they have been employed or not and who meet the criteria set forth by this law; Basic age pension paid to all persons who are permanent citizens of the Republic of Kosovo who possess identification documents and who have reached the age of sixty-five (65) years. The monthly amount of this pension is 75 €.

Age contribution-payer pension - is the regular monthly pension for employed citizens in the Republic of Kosovo, who have paid contributions in the former Kosovo Pension Fund before 01.01.1999 under the provisions of the Law on Pension and Disability Insurance No. 011-24/83 (Official Gazette of SAPK No. 26/83) and who meet the criteria foreseen by this law. The right to age contribution-payer pensions have all persons who have citizenship of Kosovo and who: have reached the age of sixty-five (65); shall have experience in pension paid contributions, according to the Law on Pension and Disability Insurance No.011-24/83 (Official Gazette of SAPK No. 26/83) before 01.01.1999, provide valuable evidence of payment of contributions under the provisions of the Law on Pension and Disability Insurance No. 011-24/83 (Official Gazette of SAPK No. 26/83) before 01.01.1999.

Persons who meet the requirements and criteria for age contribution-payer pensions shall not be the beneficiaries of any other pension scheme established by this law. Exceptionally, users of age contribution-payer pensions, and other users of pension determined by this law, may be foreign nationals, whose state, the Republic of Kosovo, conclude bilateral agreements on social security.

The amount of age contribution-payer pensions since January 2016 has been amended where pensions are paid according to categorization on the basis of educational attainment, as follows:

The first category - pensioner with no education or primary education - the amount of pension is 158 euros;

The second category – pensioner with secondary education - the amount of pension is 172 euros;

The third category - pensioner with higher education - the amount of pension is 186 euros;

The fourth category – pensioner with university education - the amount of pension is 230 euros.

¹Definitions for basic age pensions, age contribution-payer pensions, pensions for persons with permanent disability and early retirement pensions of Trepça are taken from Law No. 04-L-131.

Pensions of persons with special needs or disability pension – A regular monthly pension paid to citizens of the Republic of Kosovo, based on the decision of relevant body of the Ministry, who meet the criteria set forth by this Law, within the resources allocated for this purpose from the budget of the Republic of Kosovo.

Permanent disability pension paid to all those persons who are nationals of the Republic of Kosovo, which possess identification documents and who are of age eighteen (18) to sixty-five (65). A person will be considered with permanent special needs, if provides evidence that it is permanent disablement before the application for retirement pension, providing all medical evidence. Medical Commission considers that there is a permanent work disability of the applicant and evaluates disability lasting for a period of one (1), three (3) or five (5) years. After the expiry of the deadline, the person undergoes medical reassessment procedure. Respective ministry or authority may authorize officials responsible for random or systematic inspections of persons who receive permanent disability pensions, in order to verify the facts given in the application and continued selection for using the disability pension. The monthly amount of this pension is 75 €.

Trepça pensions - the right to early retirement for all employees employed at complex "Trepça" who have lost their jobs by the end of 2004. Pensions are paid to all miners of complex "Trepça" if they meet conditions and criteria set for the recognition of the right to early retirement under the Law on pension schemes financed by the state (Law No.04-L-31). Monthly payment amount is 105 €.

Pensions of Kosovo Protection Corps (KPC) - a regular pension of KPC is a regular monthly payment made to a former KPC member for life. Also, the pension beneficiaries are the successors - dependent relatives of KPC pensioner's after his/her death, as spouses, children of KPC pensioner who at the time of his/her death are under the age of eighteen. The amount of payment of pensions to KPC is determined by 50%, 60% and 70% of the average salary for the last 3 (three) years.

Pensions of Kosovo Security Forces - is a regular monthly payment paid to KSF member who meets the criteria set forth in the Law on Pensions of Members of the Kosovo Security Force (Law No.04/L-084). Beneficiaries are entitled to KSF pension despite alternative employment in the public or private sector, unless they serve again in the KSF. Also beneficiaries of the pension after the death of the pensioner are spouse, children, including extramarital and adopted children, and parents of pensioner if the pensioner had no spouse and children. The amount of the payment of KSF pensions is determined by 50%, 60% and 70% of the average salary for the last 3 (three) years.

Compensation for the blind persons - Blind is considered a person with full loss of vision born or acquired determined according to medical criteria assessed by the Medical-Social Commission composed of medical and social experts, established by the Ministry of Labour and Social Welfare, that determines the degree of blindness, including its duration, for any person who files request to enjoy compensation for blindness, the benefits and rights arising from the Law No. 04/L-092. These payments are made monthly by the Department of Pension Administration. Material benefit due to blindness is paid to persons, regardless of age, and to the same extent benefit the blind companions of the first group, the need for which is determined by the Medical-Social Commission. The right to material benefit of blindness for blind persons, and their accompanying, according to this law, shall be realized from the day of request submission, if the conditions and criteria for their realization are fulfilled. The amount of payment for blind persons is € 125 per month, and € 125 for persons accompanying blind persons.

² **Family pension** - means a regular monthly pension paid to family members in case of death of the employee who has been in work relation, who meet the criteria set forth by this Law;

The right to family pension will realize all former users of family pension who are under age 65 and that the realization of this right is confirmed by the Decision or pension checks showing that they were beneficiaries of family pension before the date 01.01.1999, under provisions of the Law on Pension and Disability Insurance, Official Gazette of SAPK no.26/83.

Disability pension - means a regular monthly pension paid to persons who suffer occupational injury and illness during the employment relationship, which meet the criteria set forth by this law, and disabled of work under the Disability Pension Law applied before the date 01.01.1999;

Entitled to disability pension work accomplished former disability pension, under 65 age]"] beneficiaries who bear the implementation of this right by the Decision or check (receipts) of the pension showing that the pension beneficiaries have been users of the disability pension under the provisions of the Law on Pension Insurance and Disability no. 011-24/83 in the (Official Gazette of the SAPK no 26/83) before 01.01.1999.

The right to disability pension was well known to all current employees who appeared complete inability to work due to work injury or occupational illness. The height of work disability pension is similar to the basic pension age.

³ **Pension for paraplegics persons** - persons who due to illness or injury of the central or peripheral nervous system have lost permanently the possibility of movement and movement of the lower extremities.

Pension for persons with tetraplegia - persons who due to illness or injury of the central or peripheral nervous system have lost permanently the possibility of movement and movement of the upper and lower extremities. 1.3. Beneficiaries of this Law – Paraplegic and Tetraplegic persons. 1.4 Compensation - the amount of monthly payment to cover daily expenses.

² Definition for Family Pension and Work Disability Pension is taken from Law No. 04 / L-131.

³ Definition for Paraplegic and Tetraplegic Pensions is taken from Law No. 05 / L-067.

Families of martyrs and invalids of war⁴

National martyr– is the KLA fighter who:

- has died in war for liberation of the country;
- was wounded in the war for liberation of the country and has died from the wounds within three (3) years after the end of the war.

KLA invalid - fighter, member and the deported (the imprisoned) of KLA, who has suffered wounds, physical or psychic injuries (damages) or serious diseases during the war or at the prisons or camps of the enemy, during the war period, with the degree of disability at least ten percent (10%). KLA invalid with custodian (KLA invalid with a disability degree above 80% is entitled to additional help and care from another person).

Fighter veteran of KLA - is the citizen of Kosovo and foreign citizen who has become a member of KLA, and has been registered as an armed and uniformed fighter by the commands, headquarters of operational zones of KLA, respectively General Headquarters of KLA, and who has been active till the end of the war.

⁴ Definition for war invalids and veterans is taken from Law No.04/L-172

The amount of monthly payment for all categories of DFMWI scheme is as follows:

Category	Amount of pension
Families of martyrs of the KLA	
The family that has given one Martyr	448,13 €
The family that has given two Martyrs	537,76 €
The family that has given three Martyrs	582,57 €
The family that has given four Martyrs	627,39 €
The family who has given more than 4 Martyrs:	672,19 €
Families of missing of the KLA	
Family with one missing of KLA	448,13 €
Family with two missing of KLA	537,76 €
Family with three missing of KLA	582,57 €
Family with four missing of KLA	627,39 €
Family with more than 4 missing of KLA	672,19 €
Invalids of war	
Invalid with body injury over 80%	448,13 €
Invalid with body injury over 71 - 80%	412,50 €
Invalid with body injury over 61- 70%	393,75 €
Invalid with body injury over 51- 60%	375,00 €
Invalid with body injury over 41 -50%	356,25 €
Invalid with body injury over 31- 40%	318,75 €
Invalid with body injury over 20 -30%	225,00 €
Custodian for invalid	
Custodian for Invalid with body injury by over 80%	225,00 €
Family pension after death of invalid of the KLA	
Invalid with body injury over 80%	358,50 €
Invalid with body injury over 71 - 80%	330,00 €
Invalid with body injury over 61- 70%	315,00 €
Invalid with body injury over 51- 60%	300,00 €
Invalid with body injury over 41 -50%	285,00 €
Invalid with body injury over 31- 40%	255,00 €
Invalid with body injury over 20 -30%	180,00 €
Family pensions for families of Civil Victims	
Family with one victim - Missing civilian	168,75 €
Family with two victims - Missing	202,50 €
Family with three victims - Missing	219,38 €
Family with four victims - Missing	236,25 €
Family with four and more victims - Missing	253,13 €
Family pensions for the Civilian War Invalids	
Invalid with body injury over 80%	152,50 €
Invalid with body injury over 61- 80%	136,25 €
Invalid with body injury over 40 -60%	120,00 €
Allowance for care and help for Civilian War Invalids	
Custodian for invalid with physical impairment with over 80%	50,13 €
Families of civilian war invalids after death	
Invalid with body injury over 80%	123,25 €
Invalid with body injury over 61- 80%	110,25 €
Invalid with body injury over 40 -60%	97,25 €
Veterans	
Fighter veteran	170,00 €
War veteran family after the death of the veteran	119,00 €

Abandoned children⁵

Abandoned children without parental care is considered any child aged under 18 who is abandoned by parents who for various reasons do not or are not able to perform the duties, responsibilities and parental rights. Forms of protection for this category of children are: custody, family reunification, family housing, temporary institutional housing and adoption.

Housing of elderly persons without family care (HEWFC) in Prishtina and Community-Based Housing (CBH)

– To earn the right to placement in HEWFC and CBH the applicant must meet the following basic criteria: to be permanent resident of the Republic of Kosovo, be over the age of 65, has no biological or adopted child (placement - housing is not precluded if the client has a married daughter), be in good mental condition, has no infectious diseases.

HEWFC and CBA offer the following services: food, clothing, health care, and work therapy and physiotherapy services.

Special Institute of Shtime and community based housing

– Provide these services to residents: food, clothing, health care, work therapy, education and training, social treatment and physical therapy. The beneficiaries of these services are people with mental disabilities (delays in mental development), physical and combined and living alone, have members of the immediate family, but for various reasons, are prevented from providing care for member family in social need.

Scheme for material support for families of children with permanent special need / disability⁶

"Material support" is a benefit in the form of monthly financial amount or other form of paying with money that is administered from MLSW for families with children with permanent special need. "Children with permanent physical, mental and sensory form of disability" are considered children from birth to age 18, a resident in Kosovo, who are totally unable to perform daily life activities without the care of other person. Material support for families with children with permanent disability will be provided by the Ministry of Labour and Social Welfare, through its Department of Social Welfare. Material support enables children with permanent disability to have a more normal life in conditions that guarantee their dignity and make their lives easier. Material support for children with permanent disability is paid to the parent or guardian of the child, through bank account.

Help and care for fulfilling daily life activities belong to the children with permanent disability aged 1-18 years, who are citizens of Kosovo and are permanently disabled to independently move and perform activities of daily life, therefore for these people is needed 24-hour care.

⁵ Definition of abandoned children is taken from the Law on the family and family relationships No.10/84..

⁶ Definition of material support to families of children with permanent disabilities is taken from Law No. 03 / L-022.

Children with permanent disabilities are considered:

- a) motionless children (without motor skills),
- b) blind children, and
- c) children who because of the nature of the illness or permanent illnesses are not able to independently move themselves in the apartment, or in places they need to, nor the use of the respective contributions, are not able to feed themselves, dress and undress, to carry out physiological needs and also keep the necessary personal hygiene.

Monthly payment amount is 100€.

Social assistance scheme⁷

The social assistance scheme provides temporary financial assistance to families that are in poverty and are selected in accordance with the criteria set forth in the law and the resources allocated for this purpose from the budget of Kosovo.

To realize the right to social assistance, all family members must be citizens of the Republic of Kosovo and to meet the conditions that fall within one of the categories defined by law. Exceptionally, beneficiaries of social welfare, can be foreign nationals who: have residence in Kosovo, persons in the quality of the asylum seeker, refugee persons and persons who enjoy temporary and complementary protection.

The right to social assistance of the Category One realizes the family where all family members are dependent as defined below where such dependents are not working.

Dependent person – shall be defined as an individual who belongs to one of the following groups: persons who are over 18 years of age and who have permanent and severe disabilities rendering them unable to work for remuneration, person who are sixty-five (65) years of age or older, full-time custodians of a person(s) with permanent disability or of a person(s) at or over the age 65 or older needing full-time care, or of a child(ren) under the age of five (5), person up to fourteen (14) years of age, persons between the ages of 15 and 18 and who are in full time secondary education, single parents with at least one child under the age of 15.

⁷ Definition for the social assistance scheme is taken from Law No. 04/L-096.

The right to social assistance of the Category Two realizes family with a family member able to work (which must be registered as unemployed at the Employment Office) and with at least one child under five (5) years old or that are in the care of an orphan under the age of fifteen (15).

Families who consider that are under social assistance by Category One and Category Two must submit a written application to appropriate authority asking for social assistance - Centre for Social Work in the municipality.

Family selected for social assistance scheme, for every child of age (0) to eighteen (18) years, carries a financial benefit of 5 euros in the form of child allowance, with the aim of promoting and improving health and education.

The family entitled to social assistance in the Category One shall receive social assistance to twelve (12) months.

The family entitled to social assistance in the Category Two shall receive social assistance up to six (6) months.

After the expiry of the period of one (1) year, respectively, six (6) months, the family must reapply in order to continue the right to social assistance.

From November 2015 the amount of the payment of social assistance increased by 25%.

The monthly amount of social assistance paid to families in poverty varies by the number of the members of the family, as follows:

Families by number of members	Amount in €
Family with (1) person	50,00
Family with (2) persons	68,75
Family with (3) persons	75,00
Family with (4) persons	81,25
Family with (5) persons	87,50
Family with (6) persons	93,75
Family with (7) persons	100,00
Family with (8) persons	106,25
Family with (9) persons	112,50
Family with (10) persons	118,75
Family with (11) persons	125,00
Family with (12) persons	131,25
Family with (13) persons	137,50
Family with (14) persons	143,75
Family with (15) persons	150,00

Table 1. Number of families who have benefited from the social assistance scheme by municipality

Municipality	Q1		
	January	February	March
Deçan	318	323	319
Gjakovë	985	1.000	1.015
Glllogovc	1.119	1.121	1.097
Gjilan	890	889	877
Dragash	365	369	369
Istog	450	436	434
Kaçanik	816	824	791
Klinë	799	800	808
Fushë Kosovë	866	862	860
Kamenicë	618	632	626
Mitrovicë	2.273	2.290	2.291
Leposaviq	221	192	169
Lipjan	1.247	1.267	1.250
Novobërdë	511	508	478
Obiliq	803	797	809
Rahovec	627	624	626
Pejë	1.031	1.043	1.037
Podujevë	1.025	1.022	1.007
Prishtinë	1.659	1.628	1.618
Prizren	884	886	877
Skenderaj	820	819	821
Shtime	395	388	391
Shtërpcë	268	283	245
Suharekë	518	523	523
Ferizaj	971	956	961
Viti	486	499	490
Vushtrri	1.452	1.449	1.450
Zubin Potok	440	441	440
Zveçan	301	301	302
Malishevë	727	725	733
Junik	59	57	58
Mamushë	24	24	24
Hani i Elezit	141	139	137
Graçanicë	123	127	129
Ranillug	201	200	191
Partesh	38	39	38
Klllokot	129	127	128
Northern Mitrovica	586	582	576
Total	25.186	25.192	24.995

Based on the state of March 2019 (Q1), the number of families that benefited from the social assistance scheme was 24,995 families. The largest number of families was in the municipality of Mitrovica with a total of 2,291 families.

Table 2. Number of family members who benefited from social assistance scheme by municipality

Municipality	Q1		
	January	February	March
Deçan	1.215	1.239	1.232
Gjakovë	4.071	4.148	4.201
Glllogovc	4.982	4.990	4.876
Gjilan	3.543	3.527	3.486
Dragash	1.209	1.217	1.222
Istog	1.926	1.871	1.867
Kaçanik	3.512	3.529	3.417
Klinë	3.369	3.364	3.390
Fushë Kosovë	3.781	3.786	3.750
Kamenicë	2.346	2.404	2.383
Mitrovicë	9.482	9.552	9.533
Leposaviq	531	452	385
Lipjan	5.672	5.772	5.695
Novobërdë	1.674	1.671	1.581
Obiliq	3.323	3.288	3.363
Rahovec	2.604	2.601	2.604
Pejë	4.078	4.109	4.109
Podujevë	4.822	4.811	4.738
Prishtinë	6.513	6.373	6.318
Prizren	3.406	3.394	3.367
Skenderaj	3.742	3.749	3.741
Shtime	1.857	1.821	1.832
Shtërpcë	908	993	884
Suharekë	2.366	2.371	2.389
Ferizaj	4.087	4.032	4.054
Viti	2.133	2.202	2.168
Vushtrri	6.389	6.410	6.388
Zubin Potok	1.000	1.009	1.000
Zveçan	693	697	695
Malishevë	3.493	3.479	3.523
Junik	189	180	185
Mamushë	94	94	94
Hani i Elezit	596	582	580
Graçanicë	432	440	449
Ranillug	541	538	520
Partesh	107	110	109
Killokot	450	442	452
Northern Mitrovica	1.459	1.465	1.455
Total	102.595	102.712	102.035

Based on the state of march 2019 (Q1), the number of family members who benefited from the social assistance scheme was 102,035. The largest number of members was in the municipality of Mitrovica with a total of 9,533 members or 9.3 % of the total number.

Table 3. Number of families who benefited from social assistance scheme by category

Q1			
Category	January	February	March
	Families	Families	Families
1	16.847	16.811	16.690
2	8.339	8.381	8.305
Total	25.186	25.192	24.995

Table 4. Basic age pension by municipality

Municipality	Q1 ⁸		
	January	February	March
Deçan	3.210	3.201	3.217
Gjakovë	5.997	5.995	5.945
Glllogovc	2.683	2.715	2.727
Gjilan	8.439	8.478	8.422
Dragash	4.313	4.295	4.298
Istog	4.139	4.146	4.132
Kaçanik	1.985	1.985	1.976
Klinë	3.157	3.218	3.194
Fushë Kosovë	2.093	2.117	2.092
Kamenicë	4.021	4.016	3.997
Mitrovicë	6.568	6.633	6.662
Leposaviq	3321	3429	3409
Lipjan	4.265	4.287	4.248
Novobërdë	553	553	563
Obiliq	1.395	1.407	1.393
Rahovec	3.626	3.643	3.618
Pejë	7.636	7.655	7.596
Podujevë	4.820	4.835	4.809
Prishtinë	12.263	12.351	12.355
Prizren	11.112	11.121	11.038
Skenderaj	3.066	3.041	3.028
Shtime	1.681	1.670	1.609
Shtërpcë	2.175	2.149	2.167
Suharekë	4.245	4.268	4.264
Ferizaj	6.852	6.866	6.865
Viti	3.618	3.634	3.610
Vushtrri	3.968	4.018	3.994
Zubin Potok	1037	1058	1055
Zveçan	1426	1446	1439
Malishevë	3.096	3.087	3.106
Junik	-	-	-
Mamushë	-	-	-
Hani i Elezit	270	275	276
Graçanicë	-	-	-
Ranillug	-	-	-
Partesh	-	-	-
Kllokot	-	-	-
Northern Mitrovica	-	-	-
Total	127.030	127.592	127.104

Based on the state of March 2019 (Q1), the number of beneficiaries from the basic pension scheme was 127,104. The largest number of beneficiaries was in the municipality of Prishtina with a total of 12,355 or 9.7% of the total number.

⁸ Basic age pension data for the municipalities of Junik, Mamusha, Graçanica, Ranilug, Partesh, Kllokot, and Northern Mitrovica are included in the old municipalities.

Graph 1. Basic age pension by month

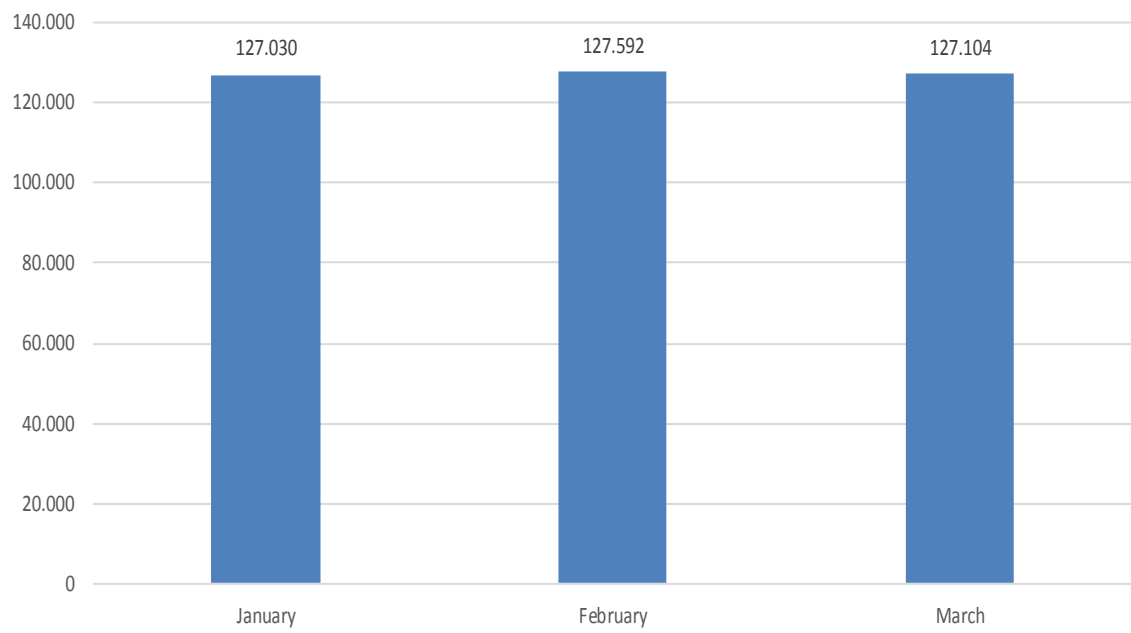
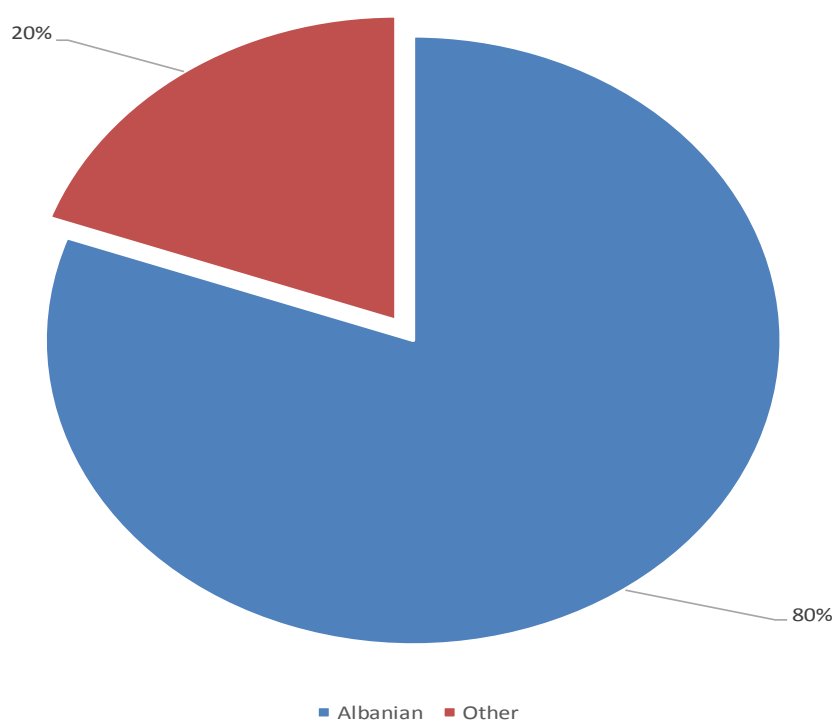


Table 5. Basic age pension by nationality, gender and payment

Month	Albanian		Other ⁹		Total	Payment
	Male	Female	Male	Female		
January	32.081	70.368	11.016	13.565	127.030	€ 9.592.725,00
February	32.029	70.781	11.110	13.672	127.592	€ 13.922.430,00
March	31.988	70.307	11.135	13.674	127.104	€ 11.784.825,00

Graph 2. Basic age pension by nationality in percentage



⁹ In Other are included the number of Serbs and other non-Albanian nationals living in Kosovo and benefiting from the basic age pension.

Table 6. Age contribution-payer pensions by month

Municipality	Q1 ¹⁰		
	January	February	March
Deçan	674	678	687
Gjakovë	3.522	3.530	3.515
Gllgovc	1.027	1.048	1.044
Gjilan	1.946	1.964	1.962
Dragash	588	589	593
Istog	719	719	712
Kaçanik	769	771	768
Klinë	627	638	631
Fushë Kosovë	991	1.002	983
Kamenicë	540	541	536
Mitrovicë	3.403	3.409	3.430
Leposaviq	11	11	11
Lipjan	1.232	1.241	1.225
Novobërdë	38	38	37
Obiliq	678	682	678
Rahovec	733	741	734
Pejë	3.513	3.539	3.509
Podujevë	1.720	1.728	1.732
Prishtinë	9.336	9.428	9.376
Prizren	4.934	4.971	4.967
Skenderaj	977	987	982
Shtime	369	370	359
Shtërpçë	42	44	45
Suharekë	1.085	1.095	1.099
Ferizaj	2.578	2.599	2.600
Viti	566	565	563
Vushtrri	2.274	2.290	2.265
Zubin Potok	31	32	33
Zveçan	16	17	18
Malishevë	499	490	492
Junik	-	-	-
Mamushë	-	-	-
Hani i Elezit	168	171	173
Graçanicë	-	-	-
Ranillug	-	-	-
Partesh	-	-	-
Kllokot	-	-	-
Northern Mitrovica	-	-	-
Total	45.606	45.928	45.759

¹⁰ Basic age pension data for the municipalities of Junik, Mamusha, Graçanica, Ranilug, Partesh, Kllokot, and Northern Mitrovica are included in the old municipalities.

Graph 3. Age contribution-payer pensions by month

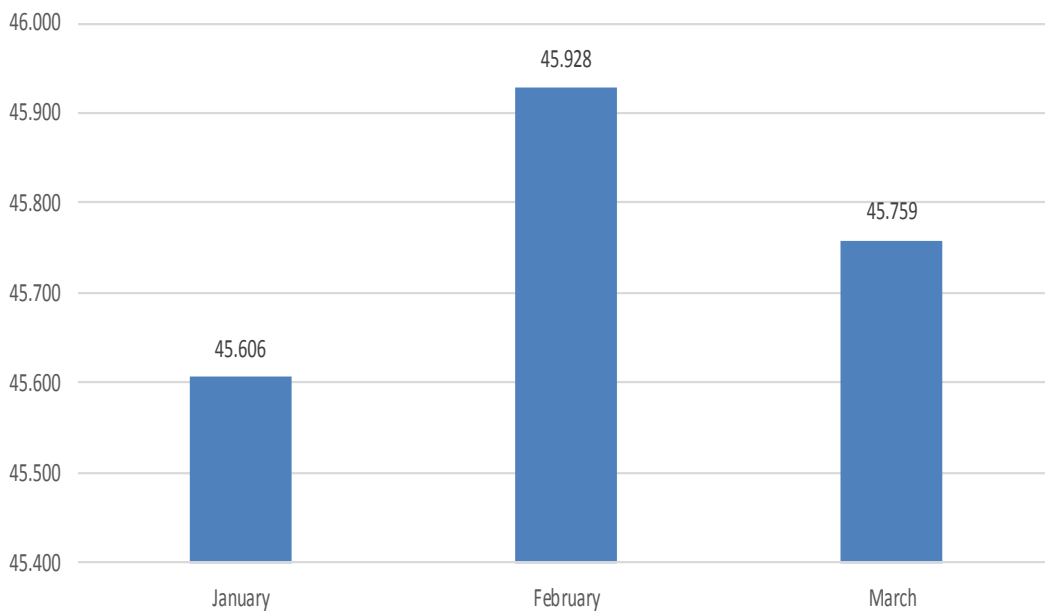
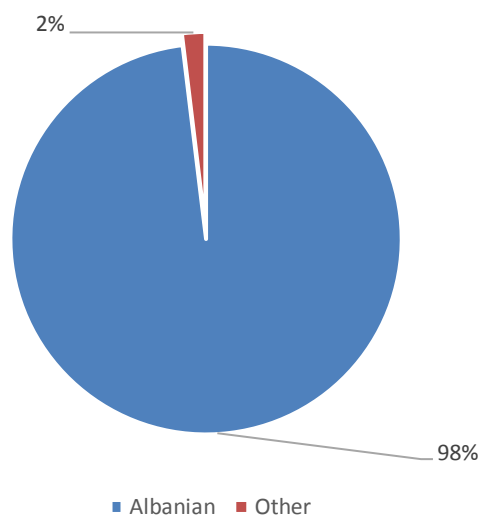


Table 7. Age contribution-payer pensions by nationality, gender and payment

Month	Albanian		Other ¹¹		Total	Payment
	Male	Female	Male	Female		
January	38.190	6.549	723	144	45.606	€ 8.071.307,00
February	38.422	6.624	735	147	45.928	€ 10.694.259,00
March	38.274	6.607	735	143	45.759	€ 9.380.709,00

Graph 4. Age contribution-payer pensions by nationality in percentage



¹¹ In Other are included the number of Serbs and other non-Albanian nationals living in Kosovo and who benefit from age contribution-payer pensions.

Table 8. Pensions of persons with special needs / disabilities by municipality

Municipality	Q1		
	January	February	March
Deçan	254	259	244
Gjakovë	966	959	1.091
Glllogovc	383	389	410
Gjilan	992	1.004	999
Dragash	326	308	317
Istog	370	379	368
Kaçanik	337	328	332
Klinë	338	342	342
Fushë Kosovë	329	317	323
Kamenicë	346	347	348
Mitrovicë	1.056	1.032	1.098
Leposaviq	69	73	87
Lipjan	629	629	663
Novobërdë	38	36	35
Obiliq	180	182	197
Rahovec	477	453	452
Pejë	869	863	864
Podujevë	839	834	887
Prishtinë	1.671	1.686	1.751
Prizren	1.633	1.610	1.644
Skenderaj	497	498	532
Shtime	193	196	193
Shtërpçë	88	92	92
Suharekë	522	516	530
Ferizaj	1.011	1.029	1.061
Viti	379	366	373
Vushtrri	926	923	959
Zubin Potok	22	22	22
Zveçan	8	8	9
Malishevë	436	421	409
Junik	-	-	-
Mamushë	-	-	-
Hani i Elezit	49	50	49
Graçanicë	-	-	-
Ranillug	-	-	-
Partesh	-	-	-
Klllokot	-	-	-
Northern Mitrovica	-	-	-
Total	16.233	16.151	16.681

Based on the state of March 2019, the number of beneficiaries from the pension scheme for persons with disabilities was 16,681. The largest number of beneficiaries was in the municipality of Prishtina with a total of 1,751 or 10.5% of the total number.

Graph 5. Pensions of persons with special needs by month

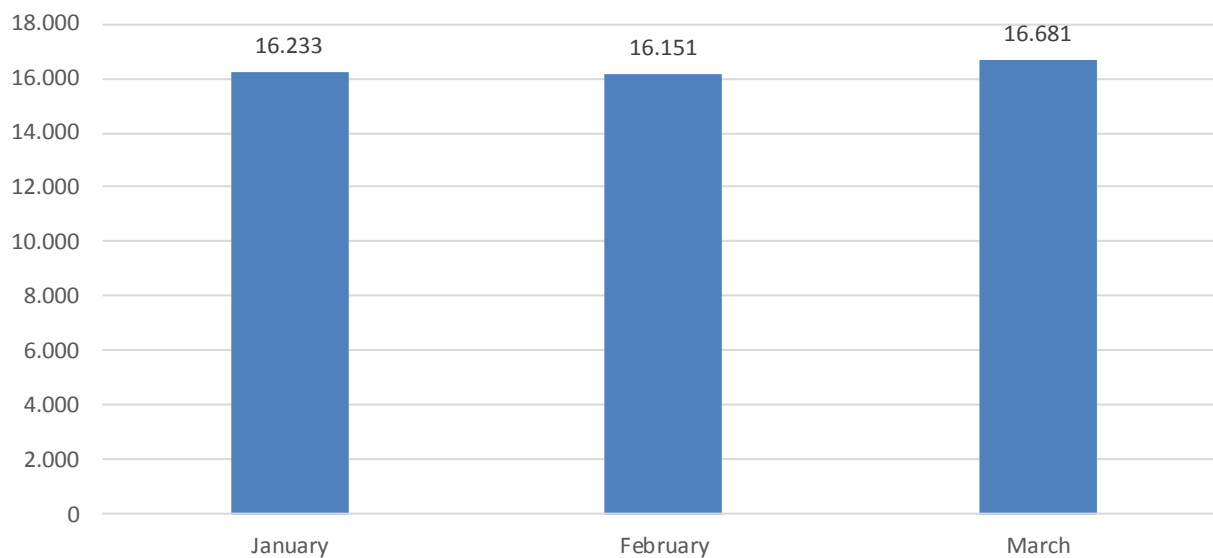
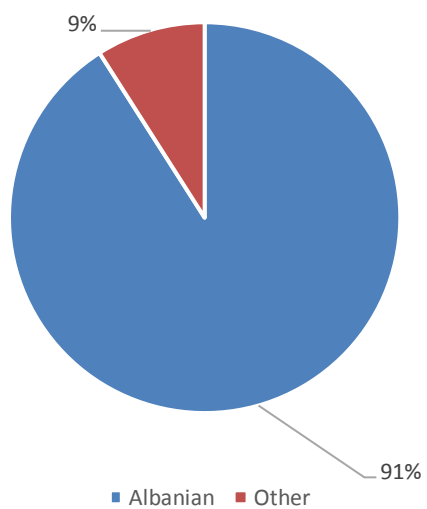


Table 9. Pensions of persons with special needs by nationality, gender and payment

Month	Albanian		Other ¹²		Total	Payment
	Male	Female	Male	Female		
January	7.253	7.522	760	698	16.233	€ 1.299.870,00
February	7.207	7.504	759	681	16.151	€ 1.341.810,00
March	7.472	7.702	798	709	16.681	€ 1.521.075,00

Graph 6. Pensions of persons with special needs by nationality in percentage



¹² In Other are included the number of Serbs and other non-Albanian nationals living in Kosovo and benefiting from the pension of persons with disabilities.

Table 10. Pensions scheme for families with children with special needs / disabilities by municipality, age 0-18

Municipality	Q1		
	January	February	March
Decan	43	42	41
Gjakovë	120	120	122
Glllogovc	62	61	67
Gjilan	134	134	139
Dragash	20	19	20
Istog	43	43	46
Kacanik	47	45	48
Kline	54	54	52
Fushë Kosovë	58	58	62
Kamenicë	39	39	40
Mitrovicë	118	113	120
Leposaviq	13	13	13
Lipjan	83	82	90
Novobërdë	19	19	18
Obiliq	29	29	31
Rahovec	65	66	65
Pejë	87	86	87
Podujevë	88	84	91
Prishtinë	287	285	292
Prizren	181	178	181
Skenderaj	74	70	72
Shtime	24	24	26
Shtërpce	15	15	15
Suharekë	53	54	59
Ferizaj	103	102	108
Viti	47	47	46
Vushtrri	103	102	110
Zubin Potok	13	13	13
Zvecan	9	9	8
Malishevë	60	60	63
Junik	-	-	-
Mamusha	2	2	3
Hani I Elezit	11	11	11
Graçanicë	30	29	28
Ranillug	-	1	2
Partesh	3	2	2
Kllokot	6	6	6
Northern Mitrovica	20	20	20
Total	2.163	2.137	2.217

Based on the state of March 2019 (Q1), the number of beneficiaries from the scheme for families with children with disabilities was 2,217. The largest number of beneficiaries was in the municipality of Prishtina with a total of 292, or 13.2% of the total number.

Graph 7. Pensions scheme for families with children with special needs by month

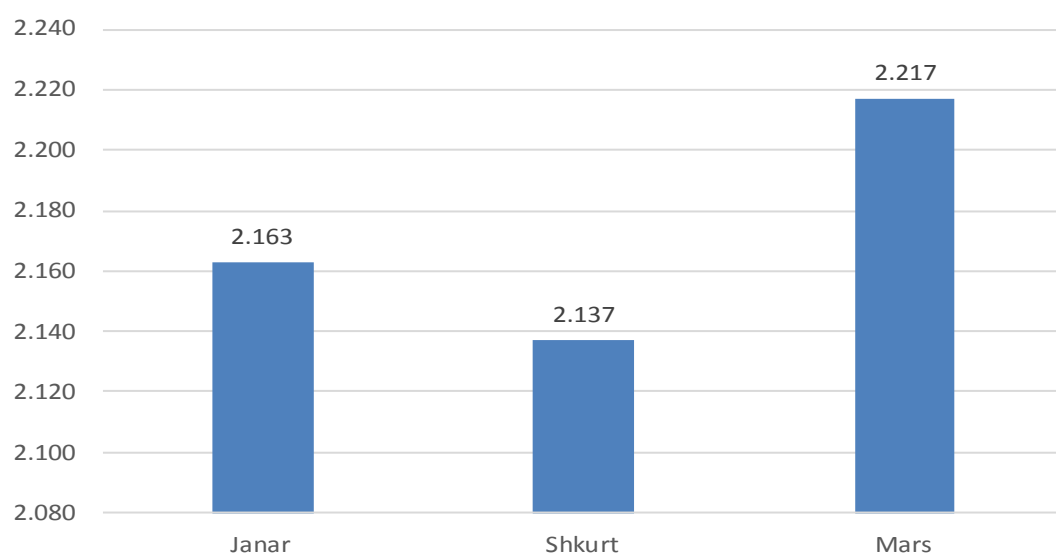


Table 11. Family pensions by municipality

Municipality	Q1		
	January	February	March
Deçan	53	51	50
Gjakovë	336	330	328
Glllogovc	102	103	99
Gjilan	185	190	191
Dragash	25	25	26
Istog	77	77	76
Kacanik	180	176	173
Kline	50	49	51
Fushë Kosovë	85	85	86
Kamenicë	57	57	58
Mitrovicë	363	361	356
Leposaviq	2	2	2
Lipjan	126	129	128
Novobërdë	1	1	1
Obiliq	74	74	73
Rahovec	112	113	114
Pejë	316	313	313
Podujevë	153	158	161
Prishtinë	507	516	514
Prizren	487	490	483
Skenderaj	61	64	65
Shtime	31	31	32
Shtërpce	6	6	6
Suharekë	100	102	100
Ferizaj	212	210	214
Viti	47	44	44
Vushtrri	217	216	219
Zubin Potok	2	2	2
Zvecan	-	-	-
Malishevë	58	58	61
Junik	-	-	-
Mamusha	-	-	-
Hani I Elezit	-	-	-
Graçanicë	-	-	-
Ranillug	-	-	-
Partesh	-	-	-
Klllokot	-	-	-
Northern Mitrovica	-	-	-
Total	4.025	4.033	4.026

Table 12. Work disability pensions by municipality

Municipality	Q1		
	January	February	March
Deçan	-	-	-
Gjakovë	11	11	11
Glllogovc	6	6	6
Gjilan	3	3	3
Dragash	-	-	-
Istog	1	1	1
Kacanik	6	5	5
Kline	-	-	-
Fushë Kosovë	1	1	1
Kamenicë	-	-	-
Mitrovicë	6	6	5
Leposaviq	-	-	-
Lipjan	2	2	1
Novobërdë	-	-	-
Obiliq	1	1	1
Rahovec	2	2	2
Pejë	2	2	2
Podujevë	9	10	11
Prishtinë	20	20	21
Prizren	17	18	20
Skenderaj	1	1	1
Shtime	-	-	-
Shtërpce	-	-	-
Suharekë	4	4	3
Ferizaj	2	2	2
Viti	-	-	-
Vushtrri	7	7	7
Zubin Potok	-	-	-
Zvecan	-	-	-
Malishevë	-	-	-
Junik	-	-	-
Mamusha	-	-	-
Hani I Elezit	-	-	-
Graçanicë	-	-	-
Ranillug	-	-	-
Partesh	-	-	-
Klllokot	-	-	-
Northern Mitrovica	-	-	-
Total	101	102	103

Table 13. Pensions for paraplegia and tetraplegia persons by municipality

Municipality	Q1		
	January	February	March
Decan	78	77	77
Gjakovë	189	187	185
Glogovc	92	94	94
Gjilan	178	178	178
Dragash	53	53	54
Istog	99	98	99
Kacanik	76	76	78
Kline	59	60	61
Fushë Kosovë	56	56	58
Kamenicë	57	53	53
Mitrovicë	170	167	171
Leposaviq	4	4	5
Lipjan	79	79	84
Novobërdë	8	8	8
Obiliq	44	44	44
Rahovec	86	87	87
Pejë	229	227	232
Podujevë	145	144	146
Prishtinë	299	298	306
Prizren	308	310	312
Skenderaj	100	102	103
Shtime	36	36	38
Shtërpce	16	16	16
Suharekë	86	84	85
Ferizaj	146	146	144
Viti	72	72	73
Vushtri	137	143	144
Zubin Potok	1	1	1
Zvecan	2	2	4
Malishevë	89	90	89
Junik	-	-	-
Mamusha	-	-	-
Hani I Elezit	-	-	-
Graçanicë	14	14	18
Ranillug	-	-	-
Partesh	-	-	-
Klllokot	-	-	-
Northern Mitrovica	-	-	-
Total	3.008	3.006	3.047

Table 14. Pension scheme for families of martyrs and war invalids by municipality

Municipality	Q1		
	January	February	March
Deçan	531	622	622
Gjakovë	899	1.132	1.142
Glllogovc	1.272	1.351	1.349
Gjilan	220	233	234
Dragash	38	46	49
Istog	221	259	258
Kaçanik	234	261	261
Klinë	452	517	520
Fushë Kosovë	175	192	190
Kamenicë	68	77	77
Mitrovicë	556	583	593
Leposaviq	4	4	4
Lipjan	237	264	264
Novobërdë	4	4	4
Obiliq	123	142	141
Rahovec	563	644	649
Pejë	657	757	775
Podujevë	871	965	967
Prishtinë	993	1.121	1.125
Prizren	602	676	690
Skenderaj	1.189	1.242	1.239
Shtime	184	206	208
Shtërpcë	24	24	24
Suharekë	507	566	576
Ferizaj	260	270	271
Viti	80	87	88
Vushtrri	506	544	547
Zubin Potok	6	7	7
Zveçan	2	2	2
Malishevë	310	347	354
Junik	86	103	107
Mamushe	9	9	9
Hani I Elezit	28	29	29
Graçanica	-	-	-
Ranillug	1	1	1
Partesh	1	1	1
Klllokot	-	-	-
Northern Mitrovica	2	2	2
Outside Kosovo	59	68	66
Total	11.974	13.358	13.445

Based on the state of March 2019 (Q1), the number of beneficiaries from the scheme for families of martyrs and war invalids was 13,445. The largest number of beneficiaries was in the municipality of Glllogovc with a total of 1,349, or 10% of the total number.

Table 15. Pension scheme for families of martyrs and war invalids by age

Month	Age							Total
	< 18	18 -25	26 - 35	36 - 45	46 - 55	56 - 65	65>	
January	-	260	339	2,177	3,114	2,838	3,246	11,974
February	-	280	375	2,454	3,509	3,152	3,588	13,358
March	-	282	379	2,491	3,536	3,174	3,583	13,445

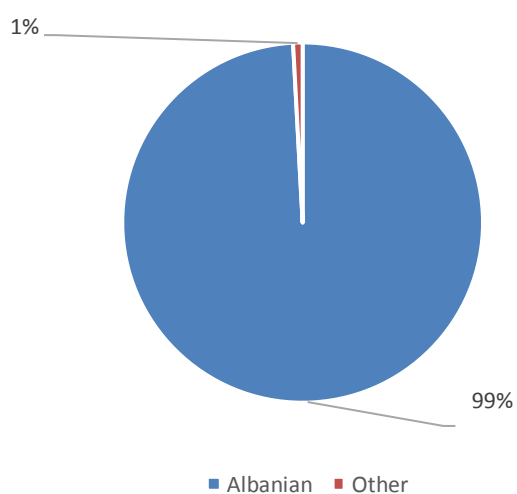
Table 16. Pension scheme for families of martyrs and war invalids by category

Category	Q1		
	January	February	March
Famililes of martyrs of the KLA	2,110	2,352	2,361
Families of civilian invalids after death	101	104	107
Families of invalids of KLA after death	165	183	188
Families of missing civilians	296	330	334
Families of missing of the KLA	18	20	20
Families of civilian victims	3,621	4,090	4,088
Civilian invalids of war	1,623	1,804	1,810
Invalids of the KLA	3,947	4,366	4,426
Custodians for civilian invalids	29	33	33
Custodians for invalids of the KLA	64	76	78
Total	11,974	13,358	13,445

Table 17. Pension scheme for families of martyrs and war invalids by nationality, gender and payment

Month	Albanian		Other ¹³		Total	Payment
	Male	Female	Male	Female		
January	5.834	6.042	19	79	11.974	€ 3.228.291,55
February	6.426	6.818	22	92	13.358	€ 3.947.378,26
March	6.483	6.848	21	93	13.445	€ 3.599.501,53

Graph 8. Pension scheme for families of martyrs and war invalids by nationality in percentage



¹³ In others are included the number of K-Serbs and other non-Albanian nationals living in Kosovo who benefit from the pension scheme of families of martyrs and war invalids.

Table 18. Pension scheme for war veterans by municipality

Municipality	Q1		
	January	February	March
Deçan	4.082	4.076	4.066
Gjakovë	3.807	3.811	3.787
Glllogovc	1.716	1.704	1.693
Gjilan	1.989	1.989	1.984
Dragash	264	264	259
Istog	826	822	823
Kaçanik	881	880	879
Klinë	1.711	1.711	1.709
Fushë Kosovë	232	233	233
Kamenicë	257	257	257
Mitrovicë	565	565	561
Leposaviq	4	4	4
Lipjan	551	551	545
Novobërdë	18	18	18
Obiliq	149	151	151
Rahovec	1.669	1.666	1.663
Pejë	3.659	3.660	3.646
Podujevë	1.971	1.969	1.969
Prishtinë	3.867	3.858	3.841
Prizren	2.079	2.074	2.071
Skenderaj	2.650	2.646	2.634
Shtime	569	573	571
Shtërpcë	54	54	54
Suharekë	1.586	1.593	1.587
Ferizaj	903	903	900
Viti	314	313	315
Vushtrri	632	634	632
Zubin Potok	-	-	-
Zveçan	3	3	3
Malishevë	305	307	306
Junik	422	426	424
Mamushe	1	1	1
Hani I Elezit	280	281	281
Graçanica	-	-	-
Ranillug	-	-	-
Partesh	-	-	-
Klllokot	2	2	2
Northern Mitrovica	-	-	-
Outside Kosovo	214	218	225
Total	38.232	38.217	38.094

Based on the state of March 2019 (Q1), the number of beneficiaries from the scheme of the pension for war veterans was 38,094. The largest number of beneficiaries was in municipality of Deçan with a total of 4,066 or 10.7 % of the total number.

Table 19. Pension scheme for war veterans by age

Month	Q1							
	Age							
	< 18	18 -25	26 - 35	36 - 45	46 - 55	56 - 65	65>	Total
January	-	11	116	15.304	13.074	7.120	2.607	38.232
February	-	14	115	15.301	13.077	7.124	2.586	38.217
March	-	18	116	15.251	13.037	7.101	2.571	38.094

Table 20. Pension scheme for war veterans by category

Category	Q1		
	January	February	March
Fighter veteran of the KLA	36.467	36.438	36.308
Family of KLA veteran after death	1.765	1.779	1.786
Total	38.232	38.217	38.094

Based on the state of March 2019 (Q1), the number of beneficiaries from the pension scheme for war veterans was 38,094 of which 36,308 were KLA veterans, while 1,786 were family of veterans after their death.

Table 21. Pension scheme for war veterans by nationality, gender and payment

Month	Albanian		Other ¹⁴		Total	Payment
	Male	Female	Male	Female		
January	35.399	2.827	5	1	38.232	€ 6.418.959,00
̄ Q February	35.374	2.837	5	1	38.217	€ 6.423.148,00
March	35.246	2.842	5	1	38.094	€ 6.401.960,50

¹⁴ In Other are included the number of Bosniaks and Ashkali living in Kosovo and benefiting from the war veterans' pension scheme.

Table 22. Pension scheme of Kosovo Protection Corps (KPC) by municipality

Municipality	Q1		
	January	February	March
Deçan	47	47	47
Gjakovë	33	33	33
Glllogovc	83	83	83
Gjilan	18	19	19
Dragash	3	3	3
Istog	8	9	9
Kaçanik	30	31	31
Klinë	14	14	14
Fushë Kosovë	12	12	12
Kamenicë	7	7	7
Mitrovicë	77	78	78
Leposaviq	1	1	1
Lipjan	30	30	30
Novobërdë	-	-	-
Obiliq	2	2	2
Rahovec	22	23	23
Pejë	39	39	39
Podujevë	64	66	66
Prishtinë	98	99	99
Prizren	81	81	82
Skenderaj	128	128	130
Shtime	23	23	24
Shtërpcë	5	5	5
Suharekë	42	42	43
Ferizaj	34	34	34
Viti	8	8	8
Vushtrri	70	70	71
Zubin Potok	-	-	-
Zveçan	-	-	-
Malishevë	65	66	66
Junik	-	-	-
Mamushë	-	-	-
Hani i Elezit	-	-	-
Graçanicë	-	-	-
Ranillug	-	-	-
Partesh	-	-	-
Klllokot	-	-	-
Northern Mitrovica	-	-	-
Total	1.044	1.053	1.059

Based on the state of March 2019, the number of beneficiaries from the Kosovo Protection Corps (KPC) pension scheme was 1,059. The largest number of beneficiaries was in the municipality of Skenderaj with a total of 130, or 12.3% of the total number.

Table 23. Pension scheme of Kosovo Security Forces (KSF) by municipality

Municipality	Q1		
	January	February	March
Deçan	19	20	20
Gjakovë	17	18	18
Glllogovc	41	41	41
Gjilan	19	19	19
Dragash	3	3	3
Istog	5	5	5
Kaçanik	11	11	11
Klinë	11	12	12
Fushë Kosovë	8	8	8
Kamenicë	4	5	5
Mitrovicë	27	29	30
Leposaviq	-	-	-
Lipjan	21	23	24
Novobërdë	-	-	-
Obiliq	5	5	5
Rahovec	9	10	10
Pejë	17	18	18
Podujevë	43	43	44
Prishtinë	44	46	46
Prizren	22	22	22
Skenderaj	43	43	43
Shtime	14	15	15
Shtërpcë	5	5	5
Suharekë	22	22	23
Ferizaj	44	45	45
Viti	6	6	6
Vushtrri	35	35	35
Zubin Potok	-	-	-
Zveçan	-	-	-
Malishevë	21	21	21
Junik	-	-	-
Mamushë	-	-	-
Hani i Elezit	-	-	-
Graçanicë	-	-	-
Ranillug	-	-	-
Partesh	-	-	-
Klllokot	-	-	-
Northern Mitrovica	-	-	-
Total	516	530	534

Based on the state of March 2019, the number of beneficiaries from the Kosovo Security Force (KSF) pension scheme was 534. The largest number of beneficiaries was in the municipality of Prishtina with a total of 46 or 8,6% of the total number.

Table 24. Pension scheme of Trepça miners by municipality

Municipality	Q1		
	January	February	March
Deçan	1	1	1
Gjakovë	2	2	2
Glllogovc	6	6	5
Gjilan	9	9	9
Dragash	-	-	-
Istog	-	-	-
Kaçanik	-	-	-
Klinë	-	-	-
Fushë Kosovë	11	11	11
Kamenicë	265	264	264
Mitrovicë	1.530	1.517	1.500
Leposaviq	14	13	13
Lipjan	324	322	311
Novobërdë	11	11	11
Obiliq	6	6	6
Rahovec	-	-	-
Pejë	2	2	2
Podujevë	45	45	45
Prishtinë	236	234	230
Prizren	1	1	1
Skenderaj	174	171	168
Shtime	3	3	3
Shtërpcë	-	-	-
Suharekë	-	-	-
Ferizaj	17	17	16
Viti	-	-	-
Vushtrri	253	250	246
Zubin Potok	11	10	10
Zveçan	11	11	10
Malishevë	1	1	1
Junik	-	-	-
Mamushë	-	-	-
Hani i Elezit	-	-	-
Graçanicë	-	-	-
Ranillug	-	-	-
Partesh	-	-	-
Klllokot	-	-	-
Northern Mitrovica	-	-	-
Total	2.933	2.907	2.865

Based on the state of March 2019 (Q1), the number of beneficiaries from the Trepça pension scheme was 2,865. The largest number of beneficiaries was in the municipality of Mitrovica with 1,500 or 52.4 % of the total number.

Table 25. Compensation scheme for blind persons by municipality

Municipality	Q1		
	January	February	March
Deçan	23	23	22
Gjakovë	118	115	118
Gllgovc	45	45	47
Gjilan	135	136	139
Dragash	33	32	33
Istog	47	47	51
Kaçanik	45	45	46
Klinë	37	37	36
Fushë Kosovë	40	37	39
Kamenicë	47	46	49
Mitrovicë	117	114	114
Leposaviq	12	12	12
Lipjan	64	67	71
Novobërdë	19	19	19
Obiliq	13	12	14
Rahovec	43	45	47
Pejë	95	95	94
Podujevë	71	71	72
Prishtinë	189	193	193
Prizren	129	130	133
Skenderaj	58	55	57
Shtime	37	36	37
Shtërpçë	4	4	4
Suharekë	63	63	65
Ferizaj	152	150	152
Viti	62	59	61
Vushtrri	81	80	81
Zubin Potok	2	2	2
Zveçan	10	10	10
Malishevë	95	94	95
Junik	-	-	-
Mamushë	-	-	-
Hani i Elezit	-	-	-
Graçanicë	3	3	3
Ranillug	-	-	-
Partesh	-	-	-
Kllokot	-	-	-
Northern Mitrovica	-	-	-
Total	1.889	1.877	1.916

Based on the state of March 2019 (Q1), the number of beneficiaries from the compensation scheme for blind persons was 1,916. The largest number of beneficiaries was in the municipality of Prishtina with 193 or 10.1% of the total number.

Table 26. Children abandoned by municipality

Municipality	Q1		
	Number of abandoned children		
	Male	Female	Total
Deçan	-	-	-
Gjakovë	-	-	-
Gllgovc	-	-	-
Gjilan	-	-	-
Dragash	-	-	-
Istog	-	-	-
Kaçanik	-	-	-
Klinë	-	-	-
Fushë Kosovë	-	-	-
Kamenicë	1	-	1
Mitrovicë	-	-	-
Leposaviq	-	-	-
Lipjan	-	-	-
Novobërdë	-	-	-
Obiliq	-	-	-
Rahovec	-	-	-
Pejë	-	-	-
Podujevë	-	-	-
Prishtinë	-	1	1
Prizren	-	-	-
Skenderaj	1	-	1
Shtime	-	-	-
Shtërpcë	-	-	-
Suharekë	-	-	-
Ferizaj	-	-	-
Viti	-	-	-
Vushtrri	-	-	-
Zubin Potok	-	-	-
Zveçan	-	-	-
Malishevë	-	-	-
Junik	-	-	-
Mamushë	-	-	-
Hani i Elezit	-	-	-
Graçanicë	-	-	-
Ranillug	-	-	-
Partesh	-	-	-
Kllokot	-	-	-
Northern Mitrovica	-	-	-
Total	2	1	3

Table 27. Children abandoned placed in housing by municipality

Municipality	Q1								
	Number of children accommodated in alternative family housing			Number of children accommodated in family households			Number of children placed in SOS villages (0 -3) House "Dielli"		
	Male	Female	Total	Male	Female	Total	Male	Female	Total
Deçan	-	-	-	-	-	-	-	-	-
Gjakovë	-	-	-	-	1	1	-	-	-
Gllgovc	-	-	-	-	-	-	-	-	-
Gjilan	-	1	1	-	-	-	-	-	-
Dragash	-	-	-	-	-	-	-	-	-
Istog	-	-	-	-	-	-	-	-	-
Kaçanik	-	-	-	-	-	-	-	-	-
Klinë	-	-	-	-	-	-	-	-	-
Fushë Kosovë	-	-	-	-	-	-	-	-	-
Kamenicë	-	-	-	-	-	-	-	-	-
Mitrovicë	1	-	1	2	-	2	-	-	-
Leposaviq	-	-	-	-	-	-	-	-	-
Lipjan	-	-	-	2	1	3	-	-	-
Novobërdë	-	-	-	-	-	-	-	-	-
Obiliq	-	-	-	-	-	-	-	-	-
Rahovec	-	-	-	-	-	-	-	-	-
Pejë	-	-	-	-	1	1	-	-	-
Podujevë	-	-	-	-	-	-	-	-	-
Prishtinë	-	-	-	1	2	3	-	-	-
Prizren	-	1	1	-	-	-	-	-	-
Skenderaj	-	-	-	-	-	-	-	-	-
Shtime	-	-	-	1	-	1	-	-	-
Shtërpcë	-	-	-	-	-	-	-	-	-
Suharekë	-	-	-	1	-	1	-	-	-
Ferizaj	-	-	-	-	-	-	-	-	-
Viti	-	-	-	-	1	1	-	-	-
Vushtrri	-	-	-	-	-	-	-	-	-
Zubin Potok	-	-	-	-	-	-	-	-	-
Zveçan	-	-	-	-	-	-	-	-	-
Malishevë	-	-	-	-	-	-	-	-	-
Junik	-	-	-	-	-	-	-	-	-
Mamushë	-	-	-	-	-	-	-	-	-
Hani i Elezit	-	-	-	-	-	-	-	-	-
Graçanicë	-	-	-	-	-	-	-	-	-
Ranillug	-	-	-	-	-	-	-	-	-
Partesh	-	-	-	-	-	-	-	-	-
Kllokot	-	-	-	-	-	-	-	-	-
Northern Mitrovica	-	-	-	-	-	-	-	-	-
Total	1	2	3	7	6	13	-	-	-

Table 28. Number of children without parental care by municipality

Municipality	Q1								
	Number of children without temporary parental care sheltered at the "Caaritas Umria" shelter in Klina			Number of children without temporary parental care in the shelter "Hope and Children's Houses" in Prishtina			Number of children without temporary parental care sheltered in SOS Family		
	Male	Female	Total	Male	Female	Total	Male	Female	Total
Deçan	-	-	-	-	-	-	-	-	-
Gjakovë	-	-	-	-	-	-	-	-	-
Gllgovc	-	-	-	-	-	-	-	-	-
Gjilan	-	-	-	-	-	-	-	-	-
Dragash	-	-	-	-	-	-	-	-	-
Istog	-	-	-	-	-	-	-	-	-
Kaçanik	-	-	-	-	-	-	-	-	-
Klinë	-	-	-	-	-	-	-	-	-
Fushë Kosovë	-	-	-	-	-	-	-	-	-
Kamenicë	-	-	-	-	-	-	-	-	-
Mitrovicë	-	-	-	-	2	2	2	-	2
Leposaviq	-	-	-	-	-	-	-	-	-
Lipjan	-	-	-	-	-	-	-	-	-
Novobërdë	-	-	-	-	-	-	-	-	-
Obiliq	-	-	-	-	-	-	-	-	-
Rahovec	-	-	-	-	-	-	-	-	-
Pejë	-	-	-	-	-	-	-	-	-
Podujevë	-	-	-	-	-	-	-	-	-
Prishtinë	-	-	-	-	1	1	-	-	-
Prizren	-	-	-	-	-	-	-	-	-
Skenderaj	-	-	-	-	-	-	-	-	-
Shtime	-	-	-	-	-	-	-	-	-
Shtërpcë	-	-	-	-	-	-	-	-	-
Suharekë	-	-	-	-	-	-	-	-	-
Ferizaj	-	-	-	-	-	-	1	-	1
Viti	-	-	-	1	2	3	-	-	-
Vushtrri	-	-	-	-	-	-	-	-	-
Zubin Potok	-	-	-	-	-	-	-	-	-
Zveçan	-	-	-	-	-	-	-	-	-
Malishevë	-	-	-	-	-	-	-	-	-
Junik	-	-	-	-	-	-	-	-	-
Mamushë	-	-	-	-	-	-	-	-	-
Hani i Elezit	-	-	-	-	-	-	1	2	3
Graçanicë	-	-	-	-	-	-	-	-	-
Ranillug	-	-	-	-	-	-	-	-	-
Partesh	-	-	-	-	-	-	-	-	-
Kllokot	-	-	-	-	-	-	-	-	-
Northern Mitrovica	-	-	-	-	-	-	-	-	-
Total	-	-	-	1	5	6	4	2	6

Table 29. Number of children who have gone to family reunion by municipality

Municipality	Q1		
	Number of children who have gone to family reunion		
	Male	Female	Total
Deçan	-	-	-
Gjakovë	-	-	-
Glogovc	-	-	-
Gjilan	-	-	-
Dragash	-	-	-
Istog	-	-	-
Kaçanik	-	-	-
Klinë	-	-	-
Fushë Kosovë	1	-	1
Kamenicë	-	-	-
Mitrovicë	-	-	-
Leposaviq	-	-	-
Lipjan	-	-	-
Novobërdë	-	-	-
Obiliq	1	-	1
Rahovec	-	-	-
Pejë	-	-	-
Podujevë	-	-	-
Prishtinë	-	-	-
Prizren	-	-	-
Skenderaj	1	-	1
Shtime	-	-	-
Shtërpcë	-	-	-
Suharekë	-	-	-
Ferizaj	-	-	-
Viti	-	-	-
Vushtrri	-	-	-
Zubin Potok	-	-	-
Zveçan	-	-	-
Malishevë	-	-	-
Junik	-	-	-
Mamushë	-	-	-
Hani i Elezit	-	-	-
Graçanicë	-	-	-
Ranillug	-	-	-
Partesh	-	-	-
Klllokot	-	-	-
Northern Mitrovica	-	-	-
Total	3	0	3

Table 30. Number of children removed from family housing within the family by municipality

Municipality	TM 1		
	Number of children removed from family housing within the family ¹⁵		
	Male	Female	Total
Deçan	-	-	-
Gjakovë	2	2	4
Gllgovc	-	1	1
Gjilan	1	1	2
Dragash	-	1	1
Istog	-	-	-
Kaçanik	-	-	-
Klinë	-	-	-
Fushë Kosovë	-	1	1
Kamenicë	-	1	1
Mitrovicë	-	2	2
Leposaviq	-	-	-
Lipjan	-	1	1
Novobërdë	-	-	-
Obiliq	-	2	2
Rahovec	2	-	2
Pejë	-	-	-
Podujevë	1	2	3
Prishtinë	3	-	3
Prizren	-	1	1
Skenderaj	-	-	-
Shtime	-	1	1
Shtërpcë	-	-	-
Suharekë	-	-	-
Ferizaj	4	1	5
Viti	-	1	1
Vushtrri	-	1	1
Zubin Potok	-	-	-
Zveçan	-	-	-
Malishevë	3	1	4
Junik	-	-	-
Mamushë	-	2	2
Hani i Elezit	-	-	-
Graçanicë	-	-	-
Ranillug	-	-	-
Partesh	-	-	-
Kllokot	-	-	-
Northern Mitrovica	-	-	-
Total	16	22	38

¹⁵ The number of children removed from family housing within the family mainly means children who have reached the age of 18, have been under care for years and come out of the protection system at the time of reaching the age of majority.

Table 31. Number of children for whom the DPSF Committee has given consent for local and international adoption by municipality

Municipality	Q1				
	January	February	March	Adoption National	Adoption International
Deçan	-	-	-	-	-
Gjakovë	-	-	-	-	-
Glogovc	-	-	-	-	-
Gjilan	-	-	-	-	-
Dragash	-	-	-	-	-
Istog	-	-	-	-	-
Kaçanik	-	-	-	-	-
Klinë	-	-	-	-	-
Fushë Kosovë	-	-	-	-	-
Kamenicë	-	-	-	-	-
Mitrovicë	-	-	-	-	-
Leposaviq	-	-	-	-	-
Lipjan	-	-	-	-	-
Novobërdë	-	-	-	-	-
Obiliq	-	-	-	-	-
Rahovec	-	-	-	-	-
Pejë	-	-	-	-	-
Podujevë	-	-	-	-	-
Prishtinë	-	-	2	2	-
Prizren	-	-	-	-	-
Skenderaj	-	-	-	-	-
Shtime	-	-	-	-	-
Shtërpçë	-	-	-	-	-
Suharekë	-	-	-	-	-
Ferizaj	-	-	-	-	-
Viti	-	-	-	-	-
Vushtrri	-	-	-	-	-
Zubin Potok	-	-	-	-	-
Zveçan	-	-	-	-	-
Malishevë	-	-	-	-	-
Junik	-	-	-	-	-
Mamushë	-	-	-	-	-
Hani i Elezit	-	-	-	-	-
Graçanicë	-	-	-	-	-
Ranillug	-	-	-	-	-
Partesh	-	-	-	-	-
Kllokot	-	-	-	-	-
Northern Mitrovica	-	-	-	-	-
Total	-	-	2	2	-

Table 32. Number of elderly persons without family care by nationality placed in HEPFC in Prishtina

Month	Albanian		Serbian		Other ¹⁶		Total
	Male	Female	Male	Female	Male	Female	
January	28	28	-	5	2	7	70
February	30	26	-	5	2	7	70
March	29	26	-	5	2	7	69

Table 33. Number of elderly persons without family care by gender placed in community housing in Skenderaj

Month	Albanian		Serbian		Other ¹⁷		Total
	Male	Female	Male	Female	Male	Female	
January	10	9	-	-	-	1	20
February	10	8	-	-	-	1	19
March	10	8	-	-	-	1	19

¹⁶ In Other are included the number of persons accommodated in the House of elderly persons and without family care in Pristina belonging to these ethnicities: Turkish, Bosniak, Egyptian, Ashkali, Roma, Croat, etc.

¹⁷ In Other are included the number of persons accommodated in the Skenderaj community housing belonging to these ethnicities: Turkish, Bosniak, Egyptian, Ashkali, Roma, Croat, etc.

Table 34. Number of elderly persons without family care by gender in the community housing in Gurakoc

Month	Albanian		Serbian		Other ¹⁸		Total
	Male	Female	Male	Female	Male	Female	
January	6	8	-	-	-	2	16
February	6	8	-	-	-	2	16
March	6	8	-	-	-	2	16

Table 35. Number of elderly persons without family care by gender in the community housing in Gračanica

Month	Albanian		Serbian		Other ¹⁹		Total
	Male	Female	Male	Female	Male	Female	
January	-	-	3	4	-	-	7
February	-	-	3	4	-	-	7
March	-	-	3	4	-	-	7

¹⁸ In Other are included the number of persons accommodated in the community housing in Gurakoc, belonging to these ethnicities: Turkish, Bosniak, Egyptian, Ashkali, Roma, Croat, etc.

¹⁹ In Other are included the number of persons accommodated in the community housing in Gračanica, belonging to these ethnicities: Turkish, Bosniak, Egyptian, Ashkali, Roma, Croat, etc.

Graph 9. Number of elderly persons without family care placed in HEPFC and community housing

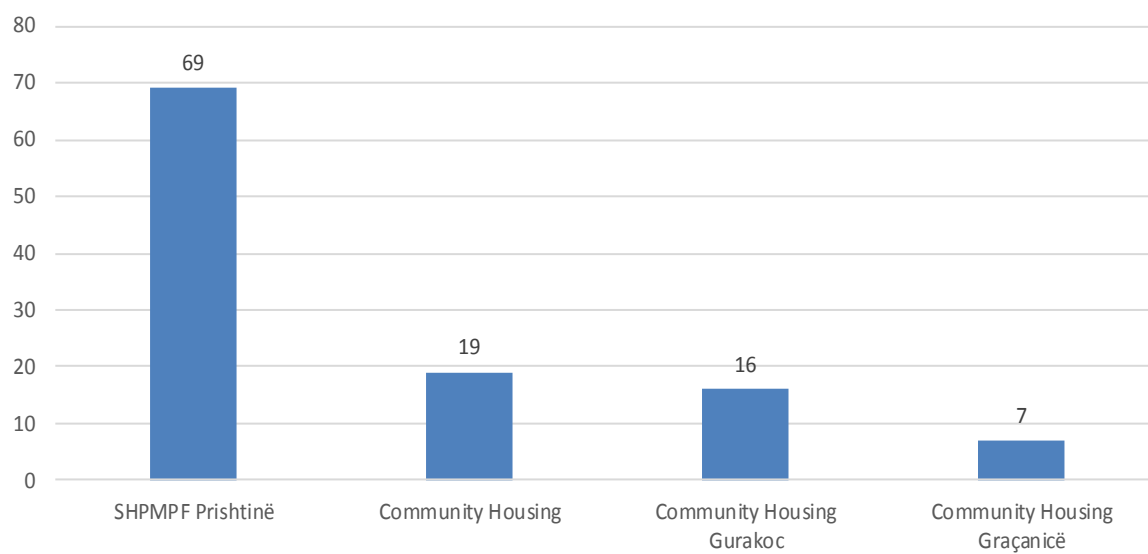


Table 36. Persons placed in the Special Institute in Shtime by nationality and gender

Month	Albanian		Serbian		Other ²⁰		Total
	Male	Female	Male	Female	Male	Female	
January	18	20	12	3	12	1	66
̄ February	19	20	12	3	12	1	67
March	19	20	12	3	12	1	67

Table 37. Persons placed in the community housing in Kamenica by nationality and gender

Month	Albanian		Serbian		Other ²¹		Total
	Male	Female	Male	Female	Male	Female	
January	3	5	-	2	1	1	12
̄ February	3	5	-	2	1	1	12
March	3	5	-	2	1	1	12

²⁰ In Other are included the number of persons with mental disabilities accommodated in the Special Institute in Shtime who belong to these ethnicities: Turkish, Bosniak, Egyptian, Ashkali, Roma, Croat, etc.

²¹ In Other are included the number of persons with mental disabilities accommodated in the community housing in Kamenica who belong to these ethnicities: Turkish, Bosniak, Egyptian, Ashkali, Roma, Croat, etc.

Table 38. Persons placed in the community housing in Ferizaj by nationality and gender

Month	Albanian		Serbian		Other ²²		Total
	Male	Female	Male	Female	Male	Female	
January	5	3	-	1	1	-	10
̄ February	5	3	-	1	1	-	10
March	5	3	-	1	1	-	10

Table 39. Persons placed in the community housing in Deçan by nationality and gender

Month	Albanian		Serbian		Other ²³		Total
	Male	Female	Male	Female	Male	Female	
January	6	2	-	1	-	-	9
̄ February	6	2	-	1	-	-	9
March	6	2	-	1	-	-	9

²² In Other are included the number of persons with mental disabilities placed in the community housing in Ferizaj who belong to these ethnicities: Turkish, Bosniak, Egyptian, Ashkali, Roma, Croat, etc.

²³ In Other are included the number of persons with mental disabilities placed in the community housing in Deçan who belong to these ethnicities: Turkish, Bosniak, Egyptian, Ashkali, Roma, Croat, etc.

Table 40. Persons placed in the community housing in Shtime by nationality and gender

Month	Albanian		Serbian		Other ²⁴		Total
	Male	Female	Male	Female	Male	Female	
January	7	6	-	-	1	-	14
February	7	5	-	-	1	-	13
March	7	5	-	-	1	-	13

Table 41. Persons placed in the home for children in Shtime by nationality and gender

Month	Albanian		Serbian		Other ²⁵		Total
	Male	Female	Male	Female	Male	Female	
January	3	6	-	-	1	-	10
February	3	6	-	-	1	-	10
March	3	6	-	-	1	-	10

²⁴ In Other are included the number of persons with mental disabilities placed in the Shtime community housing belonging to these ethnicities: Turkish, Bosniak, Egyptian, Ashkali, Roma, Croat, etc.

²⁵ In Other are included the number of persons with mental disabilities accommodated in the children's community housing in Shtime, belonging to these ethnicities: Turkish, Bosniak, Egyptian, Ashkali, Roma, Croat, etc.

Table 42. Persons placed in community housing in Vushtrri by nationality and gender

Month	Albanian		Serbian		Other ²⁶		Total
	Male	Female	Male	Female	Male	Female	
January	2	11	-	-	-	-	13
February	2	11	-	-	-	-	13
March	2	11	-	-	-	-	13

Table 43. Persons placed in the community housing in Graçanica by nationality and gender

Month	Albanian		Serbian		Other ²⁷		Total
	Male	Female	Male	Female	Male	Female	
January	1	-	2	5	-	2	10
February	1	-	2	5	-	2	10
March	1	-	2	5	-	2	10

²⁶ In Other are included the number of persons with mental disabilities placed in the Vushtrri community housing belonging to these ethnicities: Turkish, Bosniak, Egyptian, Ashkali, Roma, Croat, etc.

²⁷ In Other are included the number of persons with mental disabilities placed in the Graçanica community housing belonging to these ethnicities: Turkish, Bosniak, Egyptian, Ashkali, Roma, Croat, etc.

Table 44. Persons placed in the community housing in Lipjan by nationality and gender

Month	Albanian		Serbian		Other ²⁸		Total
	Male	Female	Male	Female	Male	Female	
January	4	3	-	-	-	3	10
̄ February	4	3	-	-	-	3	10
March	4	3	-	-	-	3	10

²⁸ In Other are included the number of persons with mental disabilities placed in the Lipjan community housing belonging to these ethnicities: Turkish, Bosniak, Egyptian, Ashkali, Roma, Croat, etc.

Graph 10. Persons placed in the special institute and in community housing

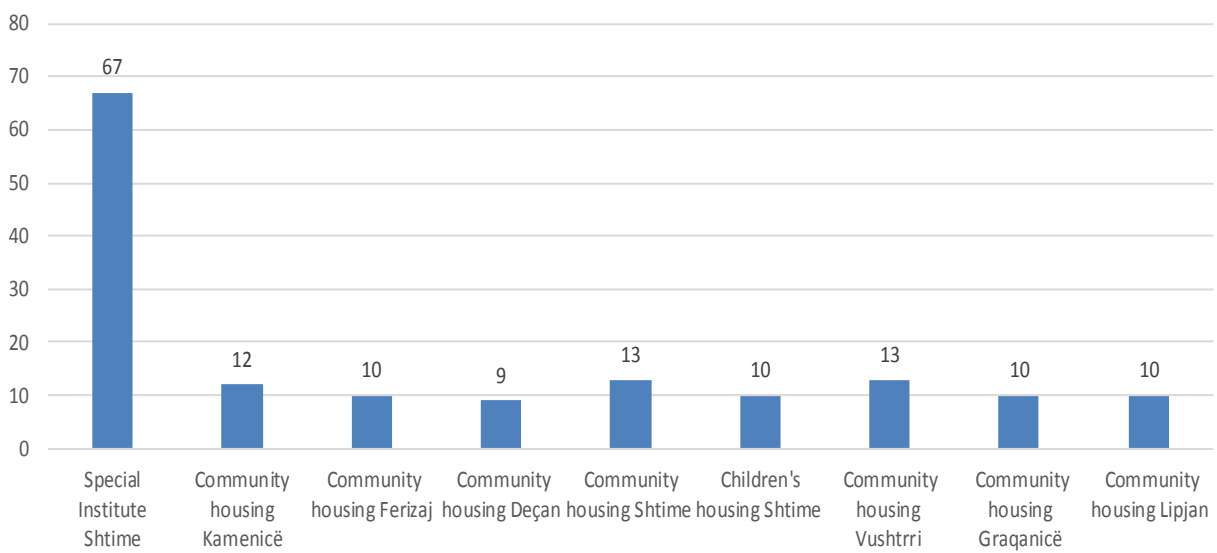


Table 45. Number of beneficiaries from social schemes in Q1 2019

Social welfare schemes	Q1 2019
Basic age pensions	127.104
Contribution pension of the age	45.759
Disability pensions	16.681
Trepça pensions	2.865
Pensions of the Kosovo Security Forces	534
Pensions of the Kosovo Protection Corps	1.059
Compensation for the blind persons	1.916
Pensions of families of martyrs and invalids of war	13.445
Veterans of KLA	38.094
Social assistance scheme	24.995
Scheme for financial support for families with children with disabilities / special needs	2.217

Table 46. Amount of funds spent on the payment of pensions and other social schemes in Q1 2019

Pensions	Q1 2019
Basic age pensions	€ 35.299.980,00
Contribution pension of the age	€ 28.146.275,00
Disability pensions	€ 63.446.255,00
Trepça pensions	€ 1.108.908,00
Pensions of the Kosovo Security Forces	€ 524.637,00
Pensions of the Kosovo Protection Corps	€ 850.957,00
Compensation for the blind persons	€ 1.330.855,00
Pensions of families of martyrs and invalids of war	€ 10.775.171,34
Veterans of KLA	€ 19.244.067,50
Social assistance scheme	€ 8.015.250,00
Scheme for financial support for families with children with disabilities / special needs	€ 651.700,00
Total	€ 169.394.055,84

Kosovo Agency of Statistics

short description

Kosovo Agency of Statistics is a professional institution which deals with collection, processing and publication of official statistical data. As such acts since 1948 and has passed through several historical stages, structured according to state regulation of those times.

On 2 August 1999, the Agency has resumed his professional work (after nine years of interruption of all statistical series detrimental to the interest of Kosovo), as an independent institution under the Ministry of Public Administration. Since 12.12.2011 the Agency operates in the frames of the Prime Minister's Office. Office is funded by the Kosovo Consolidated Budget, but also by donors for specific projects and for technical professional support.

Kosovo Agency of Statistics acts according to the Law No. 04/L-036 which entered into force on 12.12.2011. Programme of Official Statistics 2013/2017 is in implementation for the development of statistical system in correlation with the European Union statistics (EUROSTAT).

Kosovo Agency of Statistics has this organizational structure: production departments; Department of Economic statistics, Department of National Accounts, Department of Agriculture and Environment statistics and Department of Social statistics. **Support Departments**; Department of Methodology and Information Technology, Department of Policy Planning, Coordination and Communication, Department of Census and survey and Department of Administration. **Within the Agency are also established Regional Offices**; Gjakove, Gjilan, Mitrovica, Peja, Prizren, Pristina and Ferizaj

In KAS are employed in total 155 workers, of whom 100 (68,0 %) at the headquarters of the Agency, while in the Regional Offices, 47 (32,0%). Agency's educational qualifying structure is as follows: 75,5% with university education, 12,3% with with non-tertiary education, and 12.3% with secondary education.

We have professional and technical cooperation with all Ministries of the Government of Kosovo, especially with the Ministry of Economy and Finance, Central Bank of Kosovo, with international institutions, EUROSTAT, International Monetary Fund, World Bank, Sweden's SIDA, DFID, UNFPA, UNDP, UNVEF, and with the statistical institutions of the countries in the region.

Kosovo Agency of Statistics almost completely covers the territory of Kosovo, based on the statistical structure of the enumeration areas as the basic unit and sole in the country from which it gets first hand information. All surveys conducted in the field use the extension of the samples in these enumeration areas but also a statistical methodology according to international recommendations. During the collection of statistical data and reports from reporting entities are involved professionals, technicians, administrators, servants of the country offices, field enumerators from regional offices, etc.

In 2011, the project of Population Census , Households and Dwellings was successfully implemented, and in 2014 was successfully carried out the Agriculture Census. The result obtained from these censuses will have an important role in the development policies.

The mission of the Agency; to meet the needs of users with qualitative statistical data, objective, in time and space so that users have reliable base to conduct regular analysis in the interest of planning and project development at the municipal and country level. To support government institutions, scientific institutes, research academies, businesses in order to provide proper information for decision-makers and other users in Kosovo.

- **Address: KOSOVO AGENCY OF STATISTICS**
Street. "Zenel Salihu", No. 4, 10000 Pristina
- **Telephone:** +383 (0) 38 200 31 129
CEO: +383 (0) 38 200 31 112
- **Fax::** +383 (0) 38 235 033
- **E-mail:** infoask@rks-gov.net
- **Web:** <http://ask.rks-gov.net>

ISBN 978-9951-22-550-2



9 789951 225502