

# Republic of Kosovo

and

# Roma, Ashkali and Egyptian Communities in the Republic of Kosovo 2019–2020

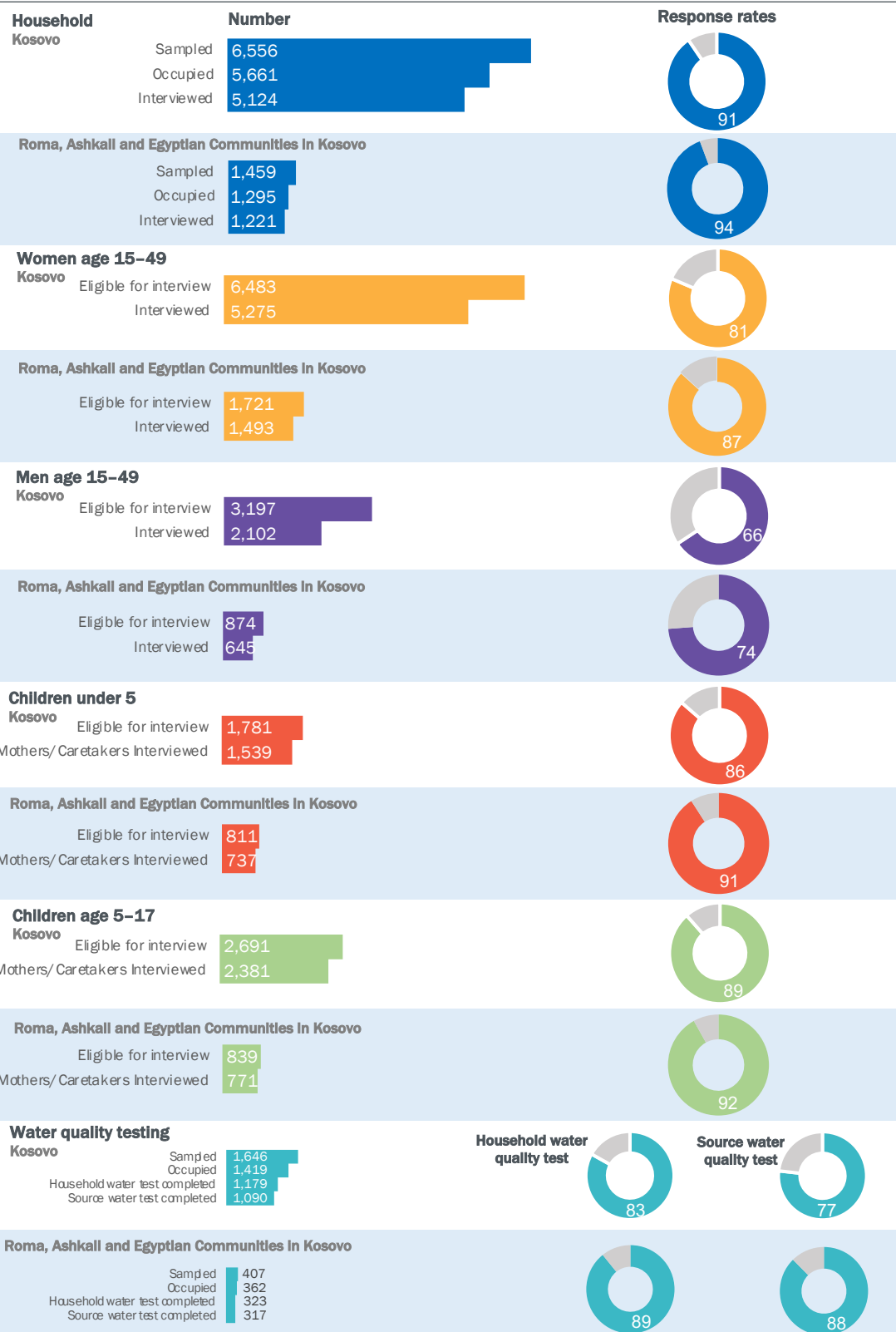
## Sample & Survey Characteristics



Multiple Indicator  
Cluster Surveys



### Response Rates



### Survey Implementation

Implementing agency:  
Kosovo Agency of Statistics

Sampling frame:  
2011 Kosovo Population and Housing Census

Listing & mapping:  
June–September 2019

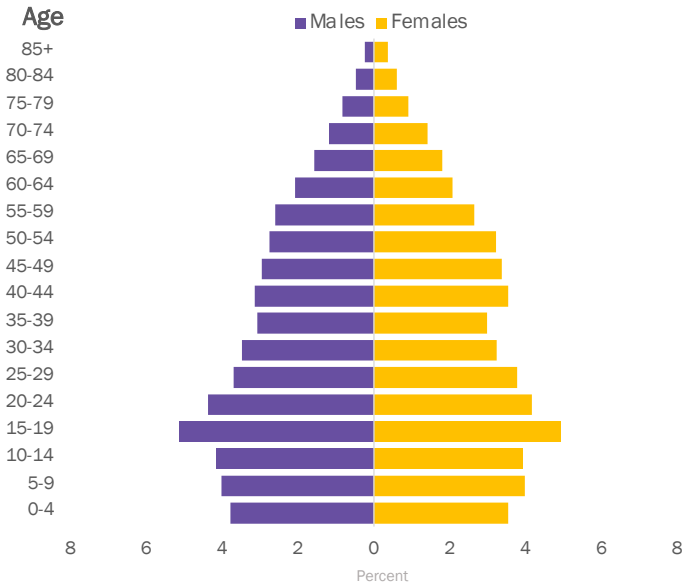
Interviewer training:  
October–November 2019

Fieldwork:  
December 2019–March 2020

Questionnaires:  
Household  
Women age 15–49  
Men age 15–49  
Children under 5  
Children age 5–17  
Water Quality Testing  
Form for Vaccination Records  
at Health Facility

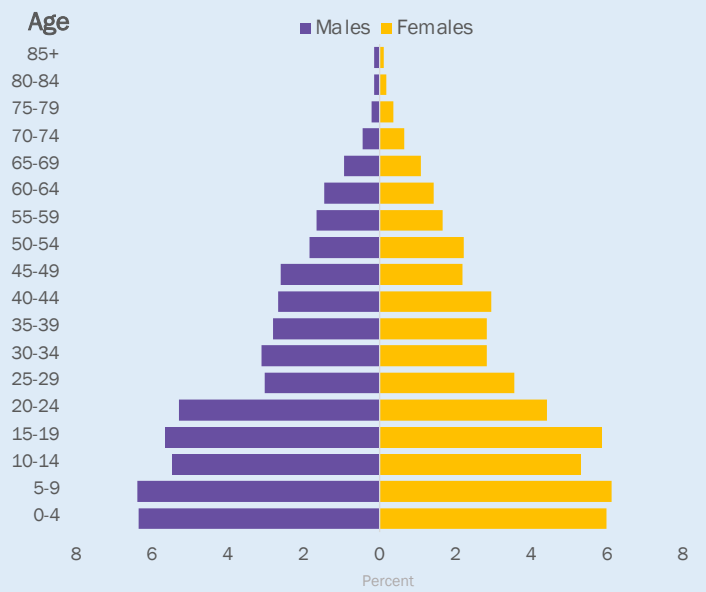
## Population Characteristics

### Household Population Age & Sex Distribution Kosovo



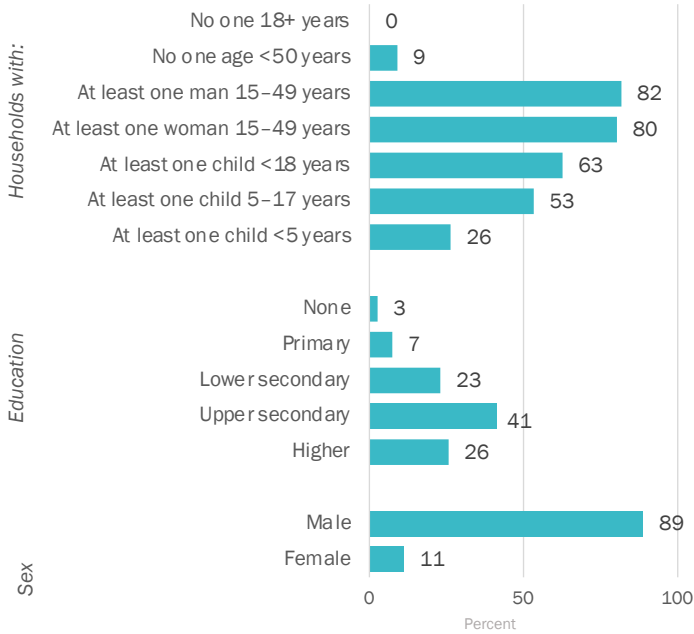
Percent distribution of household population by age group and sex

### Household Population Age & Sex Distribution Roma, Ashkali and Egyptian Communities in Kosovo



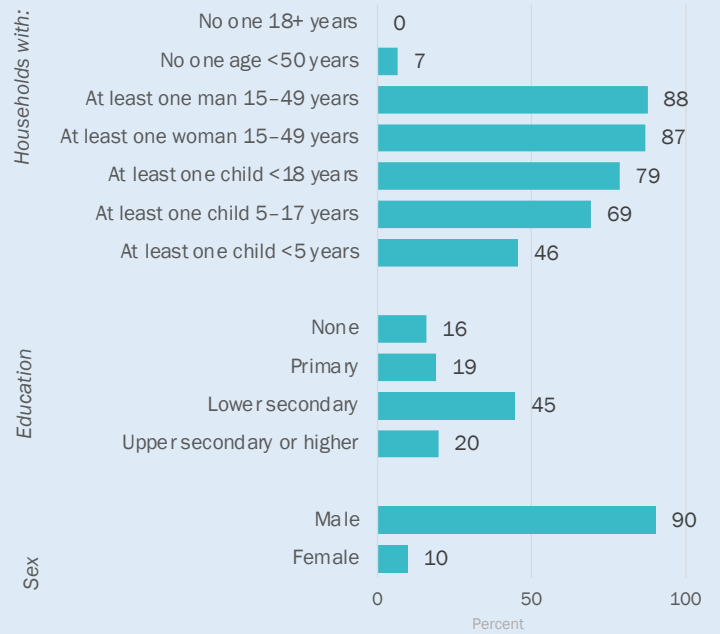
Percent of households by selected characteristics

### Household Composition & Characteristics of Head of Household Kosovo



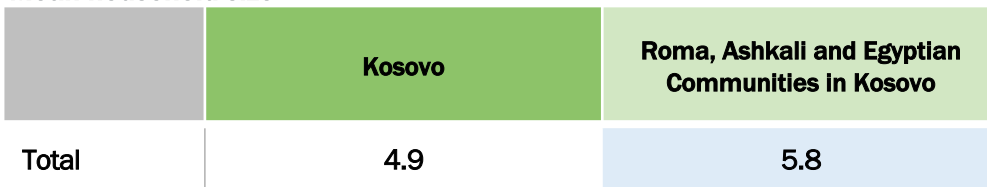
Percent of households by selected characteristics

### Household Composition & Characteristics of Head of Household Roma, Ashkali and Egyptian Communities in Kosovo



Percent of households by selected characteristics

### Mean household size

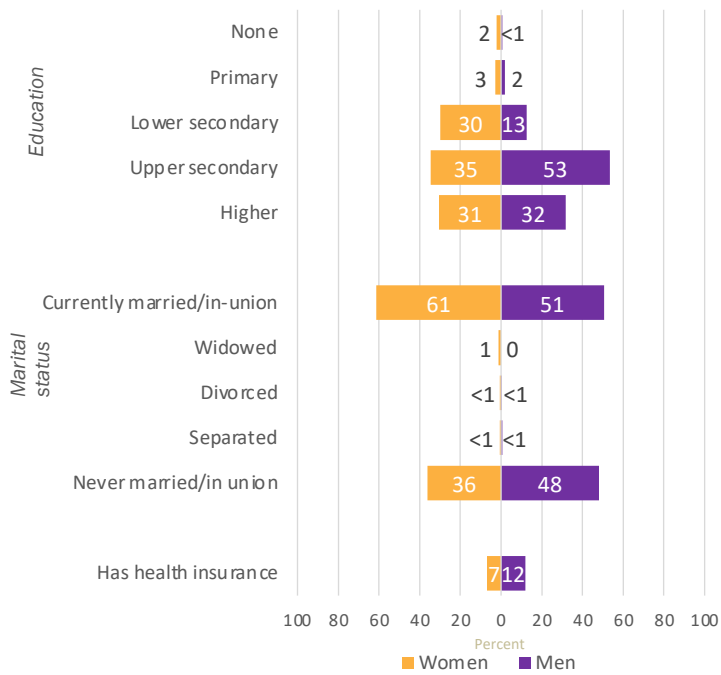


Mean number of household members

## Population Characteristics

### Women & Men's Profile

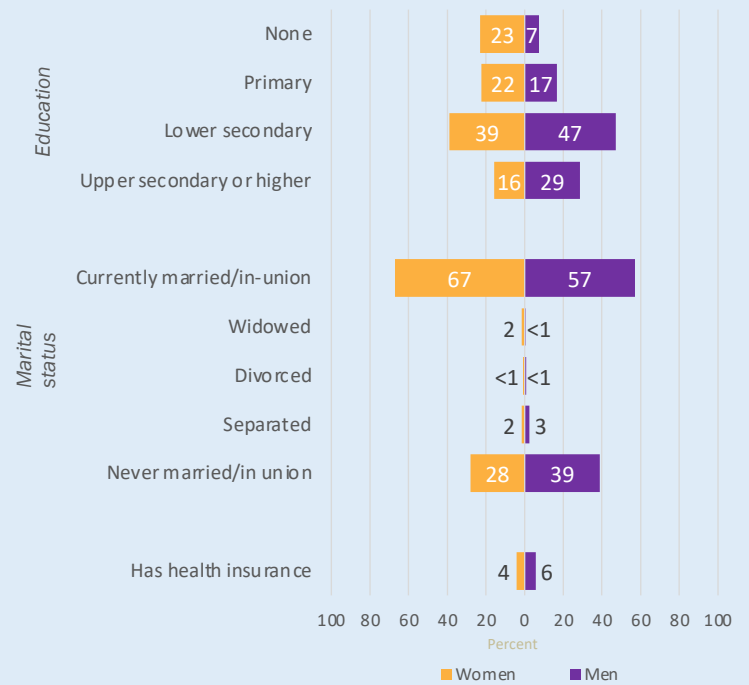
Kosovo



Percent distribution of women and men age 15–49 years by background characteristics

### Women & Men's Profile

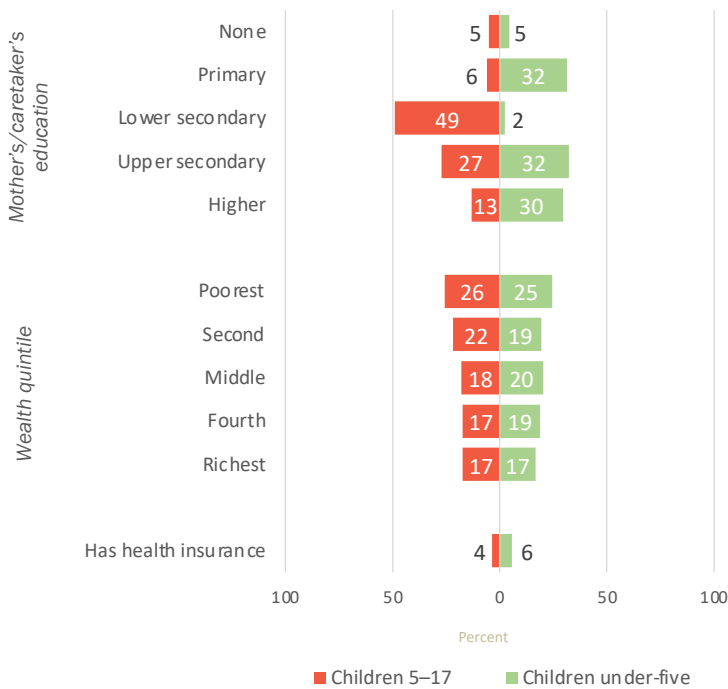
Roma, Ashkali and Egyptian Communities in Kosovo



Percent distribution of women and men age 15–49 years by background characteristics

### Children's Profile

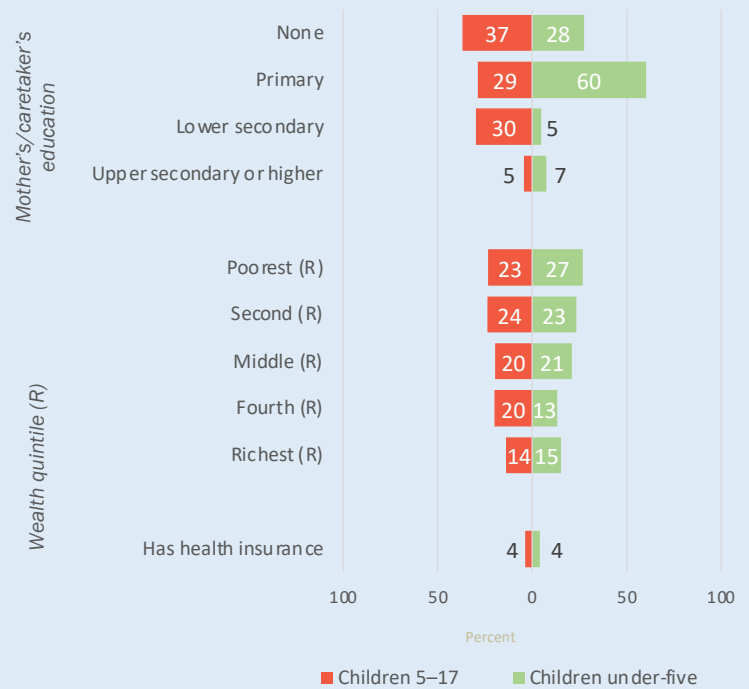
Kosovo



Percent distribution of children age 5–17 years and under-five by background characteristics

### Children's Profile

Roma, Ashkali and Egyptian Communities in Kosovo

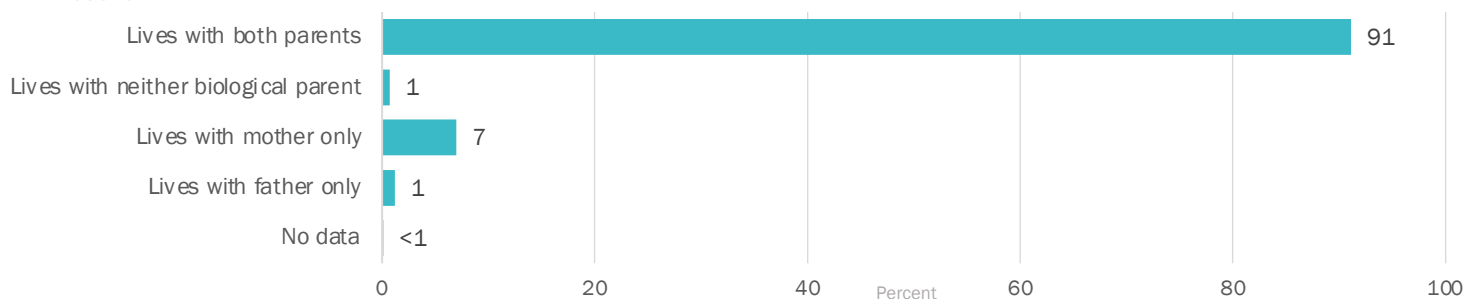


Percent distribution of children age 5–17 years and under-five by background characteristics

(R) The wealth index has been constructed using information on household assets and is assumed to capture underlying long-term wealth, ranking households by wealth, from poorest to richest. The calculations have been conducted separately on the sample for the Kosovo MICS and the sample for the Roma, Ashkali and Egyptian Communities in Kosovo MICS, using characteristics for each respective sample. The wealth scores calculated are therefore applicable for only the particular dataset they are based on and differ for the two surveys. Findings by wealth scores calculated for the Roma, Ashkali and Egyptian Communities in Kosovo MICS are indicated with an '(R)' in the charts.

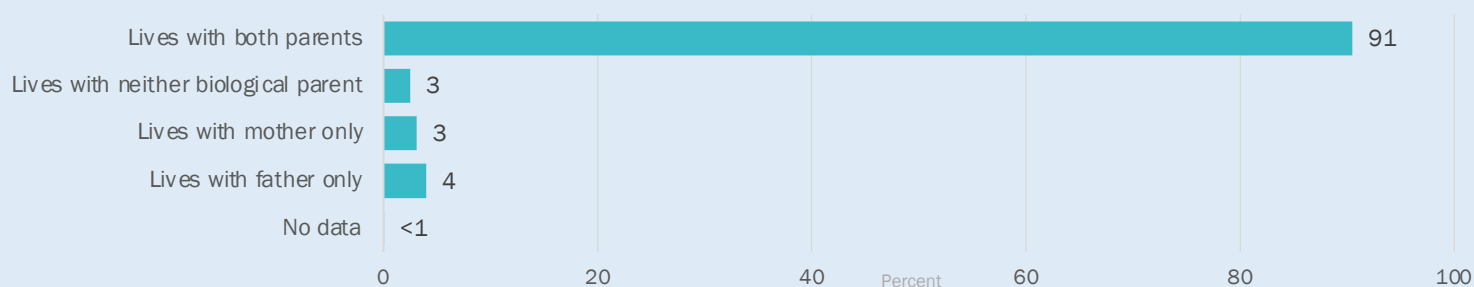
## Children's Living Arrangements

### Kosovo



Percent distribution of children age 0–17 years according to living arrangements  
Values do not add up to 100 percent because of rounding

### Roma, Ashkali and Egyptian Communities in Kosovo



Percent distribution of children age 0–17 years according to living arrangements  
Values do not add up to 100 percent because of rounding

## Key Messages

- The 2019–2020 Kosovo Multiple Indicator Cluster Survey (MICS) and the 2019–2020 Roma, Ashkali and Egyptian Communities in Kosovo MICS were conducted with the aim of providing estimates for a large number of indicators on the situation of children and women at national level as well as urban and rural areas.
- The household-level response rate for the general population survey is 91 percent. For the Roma, Ashkali and Egyptian Communities survey, the household response rate is 94 percent.
- The mean household size in Kosovo is 4.9 members. In Roma, Ashkali and Egyptian communities, the mean household size is 5.8 members.
- 9 out of 10 households are headed by men, and 1 out of 10 are headed by women – both in the overall Kosovo population and in Roma, Ashkali and Egyptian communities in Kosovo.
- About two-thirds of women age 15–49 years and slightly more than one-half of men this age are married or in-union.
- Coverage with health insurance is very low among women and men age 15–49 years, children under 5 years and children age 5–17 years, both in the general population and among those living in Roma, Ashkali and Egyptian communities in Kosovo (the highest being 12 percent among men).
- 3 percent of children age 0–17 years live with neither biological parent, while 7 percent live with one parent only. 1 percent of children this age among Roma, Ashkali and Egyptian communities live with neither biological parent, while 8 percent live with one parent only.

The Kosovo Multiple Indicator Cluster Survey (MICS) and the Roma, Ashkali and Egyptian Communities in Kosovo MICS were carried out in 2019–2020 by the Kosovo Agency of Statistics (KAS) as part of the global MICS programme. Technical support was provided by the United Nations Children's Fund (UNICEF), with funding provided by the Ministry of Finance (MoF), the Government of Luxembourg, the Millennium Foundation Kosovo (MFK), UNICEF, the United Nations Kosovo Team (UNKT), United Nations Population Fund (UNFPA) and UN Women.

The objective of this snapshot is to disseminate selected findings from the 2019–2020 Kosovo MICS and the 2019–2020 Roma, Ashkali and Egyptian Communities in Kosovo MICS related to Survey and Sample Characteristics. Data from this snapshot can be found in tables SR.1.1, SR.4.1, SR.3.1, SR.5.1W, SR.5.1M, SR.5.2 and SR.5.3 (indicated with the letter 'R' for the Roma, Ashkali and Egyptian Communities in Kosovo MICS) in the Survey Findings Report.

Further statistical snapshots and the Survey Findings Report for this and other surveys are available on [mics.unicef.org/surveys](https://mics.unicef.org/surveys).