



Republika e Kosovës  
Republika Kosova-Republic of Kosovo  
*Qeveria - Vlada - Government*

Ministria e Financave - Ministarstvo za Financije - Ministry of Finance  
*Agjencia e Statistikave të Kosovës - Agencija za Statistike Kosova - Kosovo Agency of Statistics*

## Series 5: Social Statistics

# Health Statistics 2019







Republika e Kosovës  
Republika Kosova-Republic of Kosovo  
*Qeveria - Vlada - Government*

Ministria e Financave - Ministarstvo za Financije - Ministry of Finance  
*Agjencia e Statistikave të Kosovës - Agencija za Statistike Kosova - Kosovo Agency of Statistics*

## Series 5: Social Statistics

# Health Statistics 2019



Publisher: Kosovo Agency of Statistics (KAS)  
Publication date: October, 2020  
© - Kosovo Agency of Statistics  
Reproduction is authorized when source is indicated

More information is available on Internet  
<http://ask.rks-gov.net/>

## Foreword

Health Statistics publication provides information on health in the public sector and some data for the private sector. The data source is the Ministry of Health (MoH), the National Institute of Health (NIH) and the Association of Private Institutions in Kosovo.

This publication contains the following data:

Number of health institutions, the total number of employees in health by educational qualification and gender,  
Chambers of health workers in the Republic of Kosovo,  
Primary Health Care (PHC) by department and municipality,  
Activities of general hospitals in the Republic of Kosovo,  
Volume indicators of quality in general hospitals,  
Activities of the University Clinical Centre of Kosovo (UCCK),  
Basic indicators of hospitalization,  
Pre-clinical services,  
Malignant diseases, their number by age group, etc.  
Oncology services provided and the number of people affected with malignant diseases,  
TB patients,  
Infectious diseases,  
Health Insurance in Kosovo,  
Number of licensed private health institutions, and  
Activity of private hospitals.

This publication will serve as useful information in the field of health in Kosovo.

Avni Kastrati - Director of the Department of Social Statistics

Naime Rexhepi – Head of the Division of Social Statistics

This publication was prepared by:

Luljeta Selimi – Senior Officer for Health Statistics

Ahmet Cakolli – Design Officer

We invite all users of this publication to provide comments, remarks and suggestions at this address:  
[social@ks-gov.net](mailto:social@ks-gov.net)

Prishtina, October 2020

Chief Executive Officer, KAS  
Isa Krasniqi

## HEALTH STATISTICS

Data description: Data on the number of employees in health institutions by gender, age, qualifications and nationality. Data on morbidity in Primary Family Medicine Centers (PFMC), number of visits to Primary Health Care (PHC), the number of hospitalizations in Kosovo hospitals, number of operations, number of births, medications and illnesses. Primary Health Care Indicators at PHCs by departments and municipalities, Regional Hospital activities and University Clinical Center of Kosovo (UCCK), quality volume indicators in regional hospitals.

Geographical comparability: At country and regional level.

Data sources: Health institutions, UCHSK Directorate, Ministry of Health, National Institute of Public Health, Association of Private Institutions in Kosovo.  
Central Bank of Kosovo, Ministry of Kosovo security Forces (KSF) and Corporations.

Coverage: Serial data is available from 2004 on an annual basis.

Frequency of data collection: Annual.

**List of Abbreviations and Symbols**

KAS	-	Kosovo Agency of Statistics
MoH	-	Ministry of Health
UCHSK	-	University and Clinical Hospital Service of Kosovo
FMC	-	Family Medicine Center
UCCK	-	University Clinical Center of Kosovo
UDCC	-	University Dentistry Clinical Center
CHA	-	County Health Authority
NIPH	-	National Institute of Public Health
RPHI	-	Regional Public Health Institute
MHC	-	Mental Health Center
CFDFM	-	Center for the Development of Family Medicine
PHC	-	Primary Health Care
-	-	Data not available
BD	-	Board of Directors
MF	-	Ministry of Finance
AFSH	-	Health Financing Agency
NCPS	-	National Center for Sports Medicine
NBTC	-	National Blood Transfusion Center
NTC	-	National Telemedicine Center
GH	-	General Hospital
MHCHCI	-	Mental Health Centers with Homes for Community Integration
CIRCPS	-	Center for Integration and Rehabilitation of Chronic Psychiatric Sickness
KSF	-	Kosovo Security Force
CPh	-	Central Pharmacy

**List of Contents**

	Page
<b>HEALTH STATISTICS</b> .....	2
Tab .1. Gender structure of employees in public health institutions in Kosovo .....	6
Tab. 2. Structure of education qualification in public health institutions .....	7
Tab. 3. Chambers of health workers in the Republic of Kosovo .....	8
<b>PRIMARY HEALTHCARE</b> .....	9
Tab. 4. Staff in FMC in Kosovo .....	10
Tab. 5. Visits to Primary Health Care .....	11
<b>GENERAL HOSPITALS</b> .....	13
Tab.6. Staff in general hospitals .....	14
Tab. 7. Activity of general hospitals .....	15
Tab. 8. Number of patients who died in general hospitals .....	16
Tab. 9. Outpatient visits to general hospitals .....	17
<b>UNIVERSITY AND CLINICAL HOSPITAL SERVICE</b> .....	19
Tab. 10. Kosovo University Center Clinics - staff .....	20
Tab. 11 . UCCK activities .....	21
Tab .12 . Outpatient visits in the University Clinical Centre of Kosovo .....	22
Tab. 13. Number of deaths in UCCK clinics .....	23
Tab. 14 . Number of services provided by the University Dental Clinic Center of Kosovo .....	24
Tab. 15. Radiological services provided in all public hospitals of Kosovo .....	25
Tab. 16. Number of dialysis realized by year .....	26
Tab. 17. Laboratory services .....	27
Tab. 18. Invasive Cardiac Surgery and Cardiology .....	28
Tab. 19 . Births in public hospitals .....	29
Tab. 20. Comparisons of the number of children born in public hospitals .....	30
Tab. 21. Services provided by the Mental Health Professional Centers .....	31
Tab. 22. New cases reported for malignant and benign diseases in 2019 .....	32
Tab. 23. Affected by malignant and benign diseases by age and gender .....	33
Tab. 24 . Number of people affected by malignant and benign diseases by municipality .....	34
Tab. 25. Institutions that identified those with malignant and benign diseases .....	35
Tab. 26. Affected by malignant and benign diseases in 2012 - 2019 .....	36

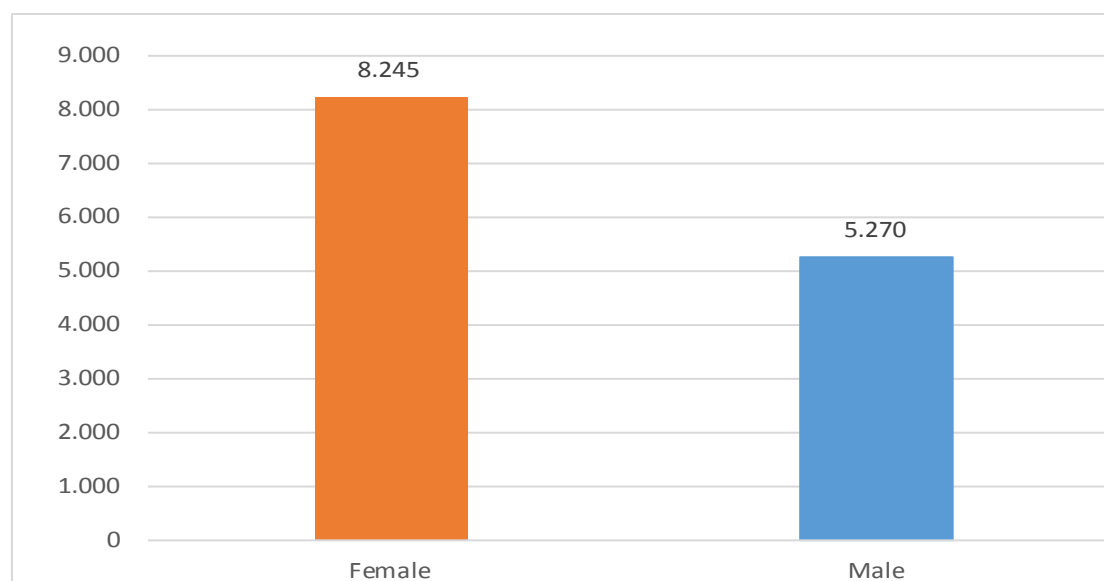


	Page
<b>CONTAGIOUS DISEASES .....</b>	<b>37</b>
Tab. 27. Affected by TBC (tuberculosis) by municipality .....	38
Tab. 28. Cases of TBC by age group and gender .....	39
Tab. 29. Patients with TB by type .....	39
Tab. 30. The trend of infectious diseases and their incidence in Kosovo in 2017 and 2019 .....	40
Tab. 31. Cases of infectious diseases in Kosovo .....	41
Tab. 32. Sexually transmitted diseases .....	42
Tab. 33. Cases of deaths by infectious disease, 2019 .....	43
Tab. 34. Rate of inclusion with regular vaccines in 2019 .....	44
 <b>LICENSED MEDICAL PRIVATE INSTITUTIONS AND MEDICAL PRIVATE INSURANCE .....</b>	 <b>45</b>
Tab. 35. Private hospitals and their types.....	46
Tab. 36. Licensed medical private institutions .....	47
Tab. 37. Private medical insurance in Kosovo.....	49

**Tab .1. Gender structure of employees in public health institutions in Kosovo**

Health institutions	Number of employees	Female	Male
University and Clinical Hospital Service	7.297	4.743	2.554
Family Medicine Centers	5.511	3.080	2.431
Mental health services	248	141	107
Dentistry Clinical Center	177	97	80
Ministry of Health	162	94	68
National Blood Transfusion Center	123	90	30
<b>Total</b>	<b>13.518</b>	<b>8.245</b>	<b>5.270</b>

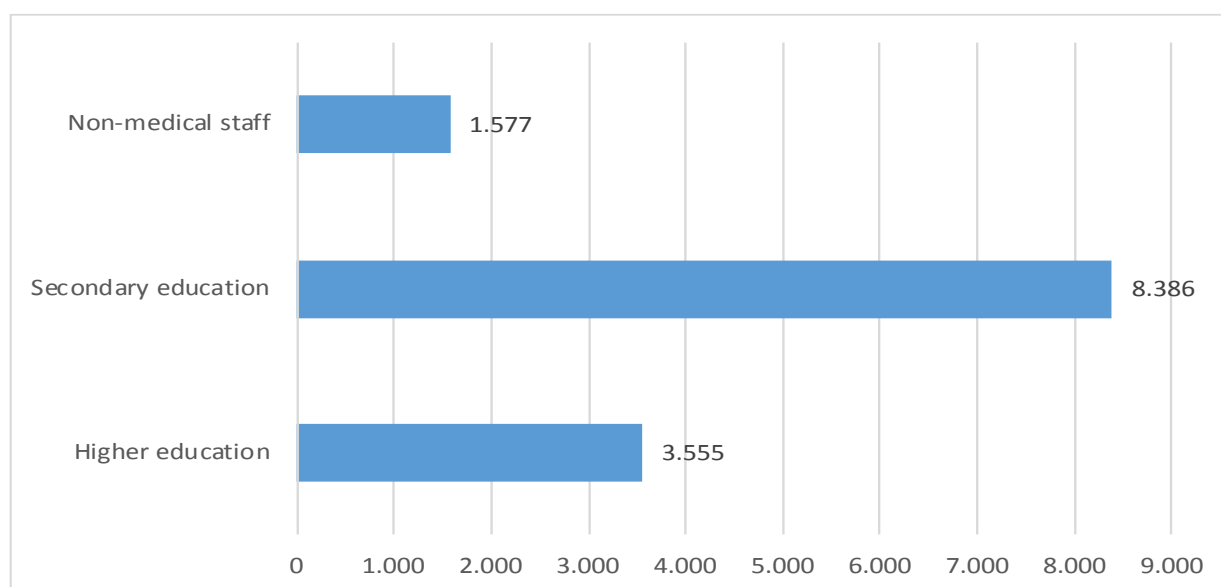
**Graph 1. Gender structure of employees in health institutions**



**Tab. 2. Structure of education qualification in public health institutions**

Health institutions	Total	Level of education		Non-medical staff
		Superior	Upper secondary education (nursing)	
University and Clinical Hospital Service	7.297	1.612	4.321	1.364
Family Medicine Centers	5.511	1.677	3.712	122
Mental health services	248	26	186	36
Dentistry Clinical Center	177	79	78	20
Ministry of Health	162	142	5	15
National Blood Transfusion Center	123	19	84	20
<b>Total</b>	<b>13.518</b>	<b>3.555</b>	<b>8.386</b>	<b>1.577</b>

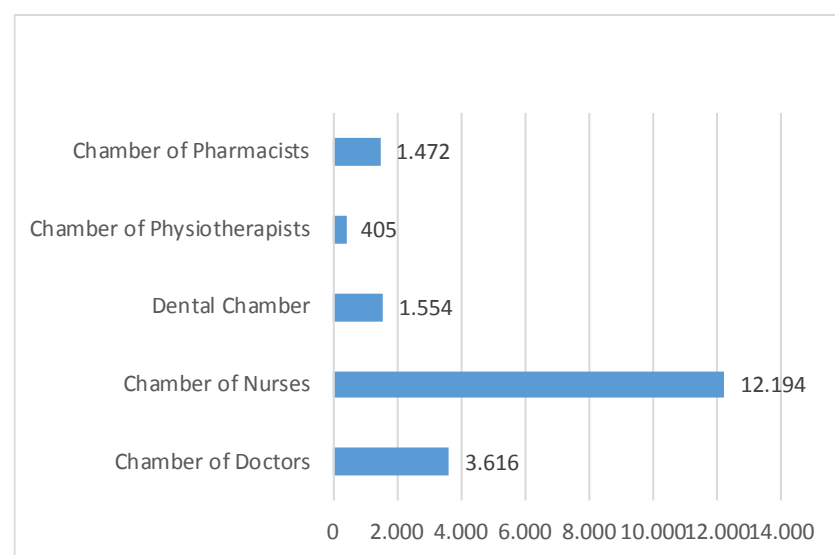
**Graph. 2. Structure of education qualification in public health institutions**



**Tab. 3. Chambers of health workers in the Republic of Kosovo**

Chamber	Total	Female	Male
Chamber of Doctors	4.244	1.855	2.389
Chamber of Nurses	16.398	11.192	5.206
Dental Chamber	1.554	663	891
Chamber of Physiotherapists	405	247	158
Chamber of Pharmacists	1.257	829	428
<b>Total</b>	<b>23.858</b>	<b>14.786</b>	<b>9.072</b>

**Graph. 3. Licensed health workers**



## **PRIMARY HEALTHCARE**

Tab. 4. Staff in FMC in Kosovo

Municipality	Total	Physicians	Dentists	Nurses	Pharmacists	Health associates and non-medical workers
Deçan	125	26	5	75	-	19
Gjakovë	350	71	47	201	1	30
Glogovc	181	42	3	103	1	32
Gjilan	271	55	17	149	1	49
Dragash	107	18	5	59	1	24
Istog	126	23	8	66	1	28
Kaçanik	106	21	1	66	-	18
Klinë	148	30	1	86	1	30
Ferizaj	303	54	23	175	1	50
Fushë Kosovë	102	24	4	52	-	22
Kamenicë	141	20	4	80	1	36
Mitrovicë	261	42	15	142	1	61
Lipjan	220	43	8	132	1	36
Novobërdë	33	2	1	24	-	6
Obiliq	101	25	5	52	1	18
Rahovec	145	36	9	71	-	29
Pejë	333	74	30	177	1	51
Podujevë	241	58	4	127	-	52
Prishtinë	733	180	46	422	1	84
Prizren	470	106	39	251	1	73
Skenderaj	178	30	3	105	1	39
Shtime	61	9	1	35	-	16
Shtërpcë	19	2	1	10	1	5
Suharekë	155	28	8	85	-	29
Viti	136	27	3	86	1	19
Vushtrri	207	40	8	127	1	31
Malishevë	125	25	4	76	1	19
Junik	33	9	2	18	1	3
Mamushë	26	6	1	15	2	2
Hani i Elezit	30	7	-	19	1	3
Partesh	7	-	-	6	-	1
Ranilluk	-	-	-	-	-	-
Graçanicë	37	9	3	16	1	8
Kllokot	-	-	-	-	-	-
<b>Total</b>	<b>5.511</b>	<b>1.142</b>	<b>309</b>	<b>3.108</b>	<b>24</b>	<b>923</b>

Tab. 5. Visits to Primary Health Care

FMC	Family medicine	Interventions, services	Laboratory	Other dental services
Deçan	42.482	386.976	343.519	4.563
Dragash	31.287	125.661	12925	4.466
Glllogovc	110.769	387.753	-	3.624
Ferizaj	252.892	375.617	125.437	21.359
Fushë Kosovë	117.048	58.656	16.572	1.638
Gjakova	126.360	214.929	12.939	23.984
Gjilani	171.868	95.828	27.877	18.694
Hani I Elezit	27.051	32.842	1.807	-
Istogu	41.945	466.481	250.221	5.323
Juniku	17.731	16.236	1.815	2.012
Kaçaniku	100.487	45.763	8.267	2.465
Kamenica	58.864	178.972	76.830	4.175
Klina	79.610	72.733	3.010	2.859
Lipjan	177.091	141.074	24.104	9.581
Malishevë	76.509	74.336	18.245	8.864
Mamusha	19.994	7.507	2.187	1.007
Mitrovica	131.381	246.430	23.657	20.029
Novobërdë	4.287	1.234	189	499
Obiliq	57.052	38.266	5.759	4.876
Peja	139.061	196.764	15.731	20.817
Podujevë	98.262	614.852	165.069	23.218
Prishtinë	1.114.542	740.957	976.750	200.697
Prizren	319.739	174.884	12.235	10.369
Rahovec	78.772	100.280	4.171	11.543
Shtime	58.848	152.497	129.810	3.726
Shterpcës	3.029	3.032	2.113	532
Skenderaj	71.339	115.282	10.846	433
Suharekë	176.123	244.771	16.859	8.406
Viti	86.158	100.324	15.591	3.259
Vushtrri	163.306	193.912	17.367	11.650
Ranilluk	-	321	-	-
<b>Total</b>	<b>3.953.887</b>	<b>5.605.170</b>	<b>2.321.902</b>	<b>434.668</b>





## **GENERAL HOSPITALS**

Tab.6. Staff in general hospitals

Unit	Specialist doctors	Nurses	Non-medical	Without a pay	Total
Hospital in Prizren	168	426	131	4	729
Hospital in Peja	106	302	148	4	560
Hospital in Gjilan	116	330	98	4	548
Hospital in Vushtrria	52	92	36	0	180
Hospital in Mitrovica	89	256	104	2	451
Hospital in Gjakova	99	339	123	3	564
Hospital in Ferizaj	69	159	64	2	294
<b>Total</b>	<b>699</b>	<b>1.904</b>	<b>704</b>	<b>19</b>	<b>3.326</b>

**Tab. 7. Activity of general hospitals**

Municipality	Beds	Hospitalization days	Number of hospitalized	Operated	Laboratory services	Other services / diagnostic	Capacity use
Vushtrri	63	16.513	4.350	1.707	59.147	27.761	71.81%
Gjakovë	418	76.002	16.205	2.281	130.816	62.699	49.81%
Mitrovicë	158	36.001	9.431	2.304	62.430	41.151	62.43%
Ferizaj	77	15.643	4.104	1.588	102.208	30.133	55.66%
Gjilan	368	58.379	14.563	1.879	205.672	82.528	43.46%
Prizren	521	103.532	23.244	5.403	657.448	268.733	54.44%
Pejë	376	74.041	14.698	3.037	400.248	106.016	53.95%
<b>Total</b>	<b>1.981</b>	<b>380.111</b>	<b>86.595</b>	<b>18.199</b>	<b>1.617.969</b>	<b>619.021</b>	<b>52.57%</b>

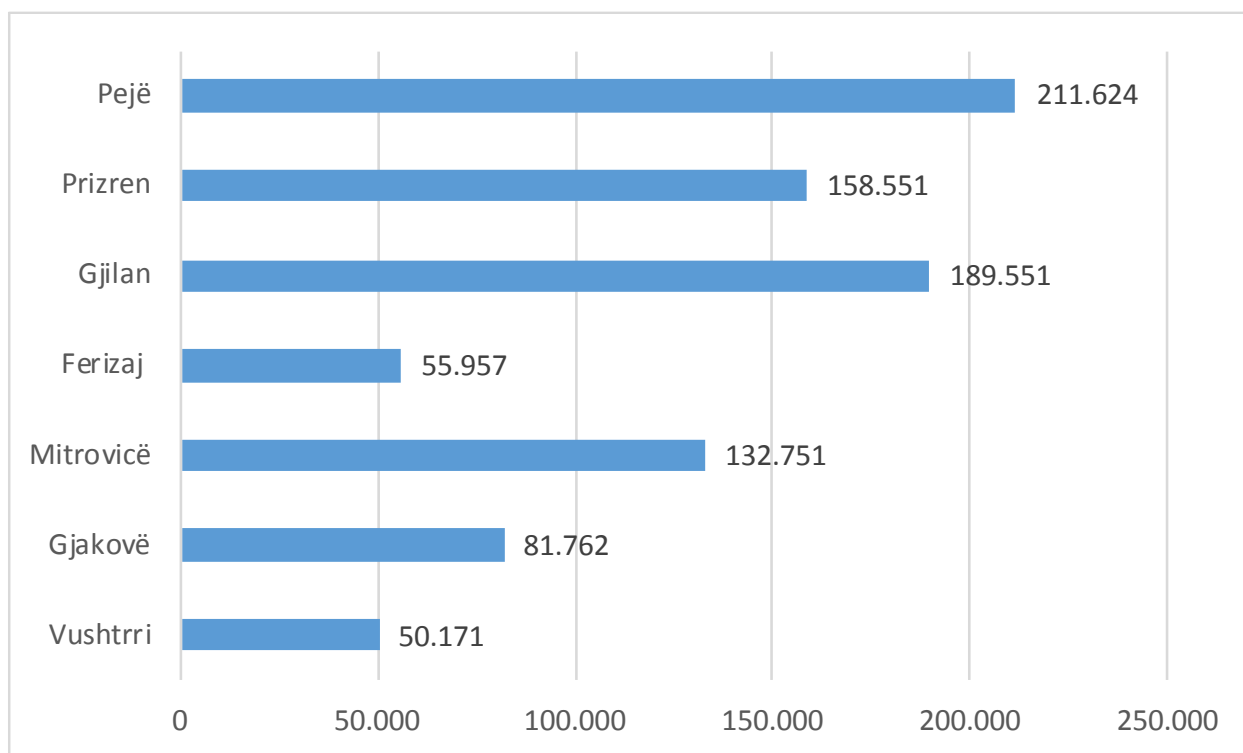
**Tab. 8. Number of patients who died in general hospitals**

General hospitals	Dead patients
Ferizaj	23
Gjakovë	180
Gjilan	155
Mitrovicë	80
Pejë	246
Prizren	318
Vushtrri	19
<b>Total</b>	<b>1.021</b>

**Tab. 9. Outpatient visits to general hospitals**

General hospitals	Visits
Vushtrri	50.171
Gjakovë	81.762
Mitrovicë	132.751
Ferizaj	55.957
Gjilan	189.551
Prizren	158.551
Pejë	211.624
<b>Total</b>	<b>880.367</b>

**Graph. 4. Outpatient visits to general hospitals**



**UNIVERSITY AND CLINICAL HOSPITAL SERVICE**

Tab. 10. Kosovo University Center Clinics - staff

Clinic	Doctors			Nurses				Non medical	Total
	Total	In specialization	Specialists	Total	Midd	Lower	Other		
Gynecology and Obstetrics Clinic	56	-	56	245	245	-	-	31	332
Dermato-venereology Clinic	19	-	19	25	25	-	-	17	61
Abdominal surgery	58	-	58	52	52	-	-	14	124
Maxillofacial Surgery Clinic	13	-	13	20	20	-	-	11	44
Orthopedics and Traumatology Clinic	34	-	34	80	80	-	-	20	134
Thoracic Surgery Clinic	13	-	13	29	29	-	-	20	62
Gastroenterology Clinic	11	-	11	22	22	-	-	12	45
Hematology Clinic	7	-	7	17	17	-	-	11	35
Neonatology Clinic	12	-	12	106	106	-	-	16	134
Infectious Disease Clinic	24	-	24	71	71	-	-	11	106
Ophthalmology Clinic	29	-	29	52	52	-	-	16	97
Nephrology Clinic	17	-	17	65	65	-	-	10	92
Orthopedics Service	6	-	6	65	65	-	-	30	101
Pulmonology Clinic	16	-	16	37	37	-	-	13	66
Cardiology Clinic	30	-	30	85	85	-	-	20	135
Infectious Disease Clinic	52	-	52	137	137	-	-	30	219
Endocrinology Clinic	13	-	13	16	16	-	-	11	40
Intensive Care Clinic	60	-	60	192	192	-	-	28	280
ENT Clinic	16	-	16	59	59	-	-	14	89
Neurology Clinic	24	-	24	65	65	-	-	10	99
Medical Biochemistry Clinic	20	-	20	82	82	-	-	9	111
Nuclear Medicine Service	6	-	6	11	11	-	-	7	24
Emergency Clinical Service	27	-	27	91	91	-	-	11	129
Physiatrist Clinic	16	-	16	63	63	-	-	10	89
Plastic Surgery Clinic	11	-	11	23	23	-	-	9	43
Neurosurgery Clinic	9	-	9	29	29	-	-	12	50
Urology Clinic	19	-	19	35	35	-	-	13	67
Oncology Clinic	20	-	20	45	45	-	-	11	76
Cardio-Surgery Clinic	22	-	22	56	56	-	-	22	100
Psychiatric Clinic	17	-	17	54	54	-	-	8	79
Radiology Clinic	28	-	28	61	61	-	-	11	100
Rheumatology Clinic	12	-	12	12	12	-	-	9	33
Children Surgery Clinic	13	-	13	24	24	-	-	24	61
Institutes	34	-	34	21	21	-	-	12	67
Vascular Surgery Clinic	9	-	9	30	30	-	-	21	60
Forensics	7	-	7	28	28	-	-	22	57
<b>Total</b>	<b>780</b>	-	<b>780</b>	<b>2.105</b>	<b>2.105</b>	-	-	<b>556</b>	<b>3.441</b>



**Tab. 11 . UCCK activities**

Clinic	Beds	Hospitalization days	Number of hospitalized	Number of operated	Diagnostic visits	Special services	Capacity use
Gynecology and Obstetrics Clinic	382	88.471	16.538	6.253	37.201	62.327	63.5
Derma-venorology Clinic	36	8.370	919	-	2.603	11.210	63.7
Abdominal surgery	69	16.608	2.657	2.843	3.017	2.625	65.9
Maxillofacial Surgery Clinic	25	7.239	803	1.142	158	1.594	79.3
Orthopedics and Traumatology Clinic	97	21.506	2.457	1.947	2.450	7.448	60.7
Thoracic Surgery Clinic	26	6.457	917	525	314	2.238	68.0
Gastroenterology Clinic	33	10.749	1.052	-	9.173	3.428	89.2
Hematology Clinic	28	6.779	728	-	1.325	9.065	66.3
Neonatology Clinic	180	35.596	10.441	-	828	1.708	54.2
Infectious Disease Clinic	88	34.851	3.139	-	6.832	3.079	108.5
Ophthalmology Clinic	50	10.402	2.846	2.933	5.468	5.772	57.0
Nephrology Clinic	24	6.670	529	-	1.411	48.930	76.1
Orthopedics Service	-	-	-	-	-	1.460	-
Pulmonology Clinic	68	19.979	1.559	-	4.440	2.187	80.5
Cardiology Clinic	61	22.075	5.489	-	26.686	4.970	99.1
Pediatric Clinic	151	44.994	6.726	-	14.405	3.718	81.6
Endocrinology Clinic	36	9.974	905	-	2.304	31.236	75.9
Anesthesiology and Intensive Care Clinic	46	13.371	5.859	-	-	17.842	79.6
ENT Clinic	74	26.752	2.359	2.215	5.994	2.730	99.0
Neurology Clinic	68	16.393	1.839	-	5.947	-	66.0
Medical Biochemistry Clinic	-	-	-	-	-	-	-
Nuclear Medicine Service	-	-	-	-	4.291	3.535	-
Emergency Clinical Service	19	-	-	-	389	-	-
Physiatrist Clinic	15	3.493	233	-	231	252.941	63.8
Plastic Surgery Clinic	20	4.406	625	1.470	1.326	4.994	60.4
Neurosurgery Clinic	24	6.243	761	541	2.363	2.231	71.3
Urology Clinic	24	6.324	1.611	1.185	;	167	72.2
Oncology Clinic	11	2.713	205	-	3.872	53.167	67.6
Cardio-Surgery Clinic	28	6.000	1.989	320	-	1.462	58.7
Psychiatric Clinic	68	15.469	745	-	2.322	31.765	62.3
Radiology Clinic	-	-	-	-	133.773	-	-
Rheumatology Clinic	26	8.165	1.134	-	2.980	961	86.0
Children Surgery Clinic	37	7.084	1.889	1.425	23	2.420	52.5
Vascular Surgery Clinic	24	7.094	1.296	1.106	2.081	-	81.0
Allergology	-	-	-	-	2.205	485	-
Institute of Forensic Psychiatry	36	13.011	412	-	333	191	99.0
Preclinical institutes	-	-	-	-	20.174	<b>4.731</b>	-
<b>Total</b>	<b>1.874</b>	<b>487.238</b>	<b>78.662</b>	<b>23.905</b>	<b>306.919</b>	<b>582.617</b>	<b>71.2</b>

Tab .12 . Outpatient visits in the University Clinical Centre of Kosovo

Clinic	Number of visits
Gynecology and Obstetrics Clinic	17.027
Derma-venorology Clinic	19.191
Abdominal surgery	4.491
Maxillofacial Surgery Clinic	5.188
Orthopedics and Traumatology Clinic	35.989
Thoracic Surgery Clinic	4.379
Gastroenterology Clinic	7.637
Hematology Clinic	6.232
Neonatology Clinic	5.209
Infectious Disease Clinic	19.441
Ophthalmology Clinic	30.168
Nephrology Clinic	4.165
Orthopedic Service	1.377
Pulmonology Clinic	13.727
Cardiology Clinic	14.143
Pediatric Clinic	53.375
Endocrinology Clinic	13.125
Anesthesiology and Intensive Care Clinic	55.671
ENT Clinic	26.023
Neurology Clinic	13.220
Medical Biochemistry Clinic	-
Nuclear Medicine Service	796
Emergency Clinical Service	80.217
Physiatrist Clinic	10.267
Plastic Surgery Clinic	8.173
Neurosurgery Clinic	4.026
Urology Clinic	8.137
Oncology Clinic	90519
Cardio-Surgery Clinic	1.647
Psychiatric Clinic	14.030
Radiology Clinic	-
Rheumatology Clinic	10.722
Children Surgery Clinic	4.938
Vascular Surgery Clinic	7.353
Allergology	3.431
Institute of Forensic Psychiatry	444
Preclinical institutes	2.154
<b>Total</b>	<b>596.632</b>

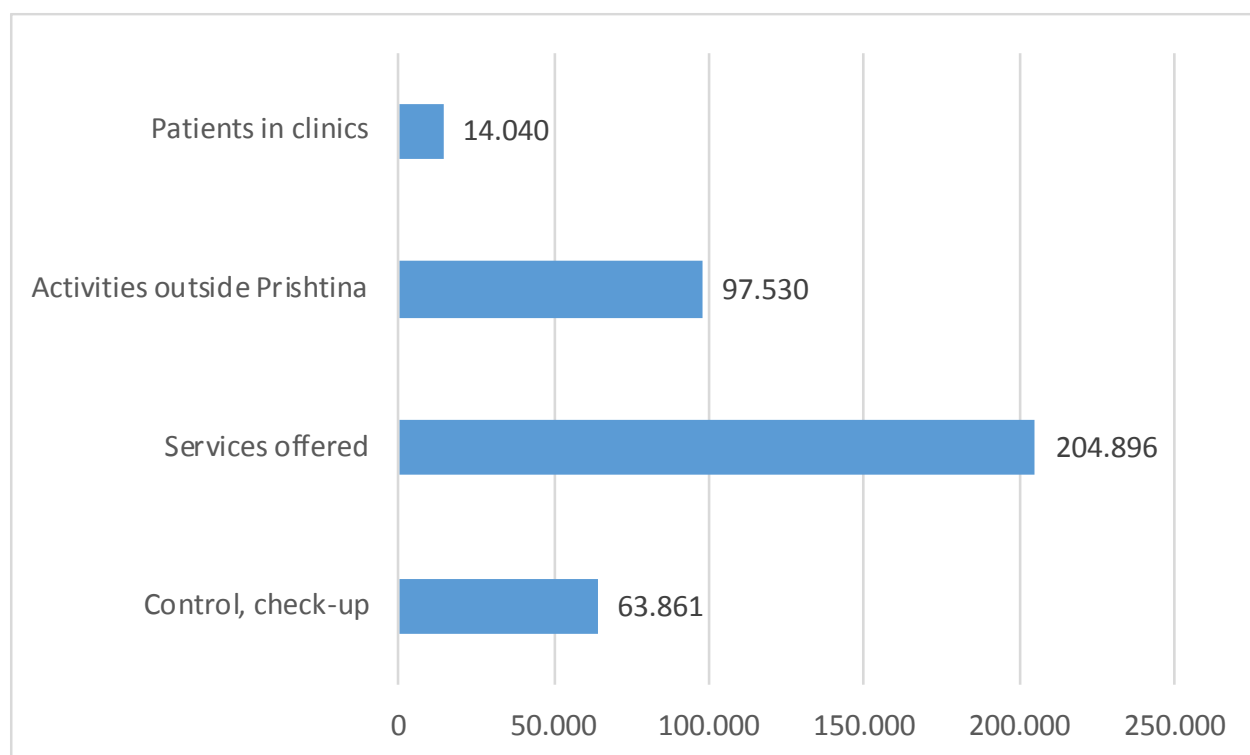
**Tab. 13. Number of deaths in UCCK clinics**

Clinic	Number of dead
Gynecology and Obstetrics Clinic	3
Dermato-venerology Clinic	-
Abdominal surgery	69
Maxillofacial Surgery Clinic	-
Orthopedics and Traumatology Clinic	15
Thoracic Surgery Clinic	-
Gastroenterology Clinic	58
Hematology Clinic	43
Neonatology Clinic	168
Infectious Disease Clinic	155
Ophthalmology Clinic	-
Nephrology Clinic	68
Orthopedics Service	-
Pulmonology Clinic	103
Cardiology Clinic	
Cardiac Surgery Clinic	219
Pediatric Clinic	26
Endocrinology Clinic	7
Anesthesiology and Intensive Care Clinic	232
ENT Clinic	5
Neurology Clinic	303
Medical Biochemistry Clinic	-
Nuclear Medicine Service	-
Emergency Clinical Service	-
Cardio-Surgery Clinic	66
Physiatrist Clinic	-
Plastic Surgery Clinic	1
Neurosurgery Clinic	1
Urology Clinic	-
Oncology Clinic	7
Psychiatric Clinic	-
Radiology Clinic	-
Rheumatology Clinic	-
Children Surgery Clinic	-
Vascular Surgery Clinic	17
Allergology Clinic	-
Institute of Forensic Psychology	-
Dermatology Clinic	-
Thoracic Clinic	3
Preclinical institutes	-
<b>Total</b>	<b>1.569</b>

**Tab. 14 . Number of services provided by the University Dental Clinic Center of Kosovo**

Activities	Visits
Control, check-up	63.861
Services offered	204.896
Activities outside Prishtina	97.530
Patients in clinics	14.040
<b>Total services</b>	<b>380.327</b>

**Graph. 5. University Dental Clinic Center of Kosovo**



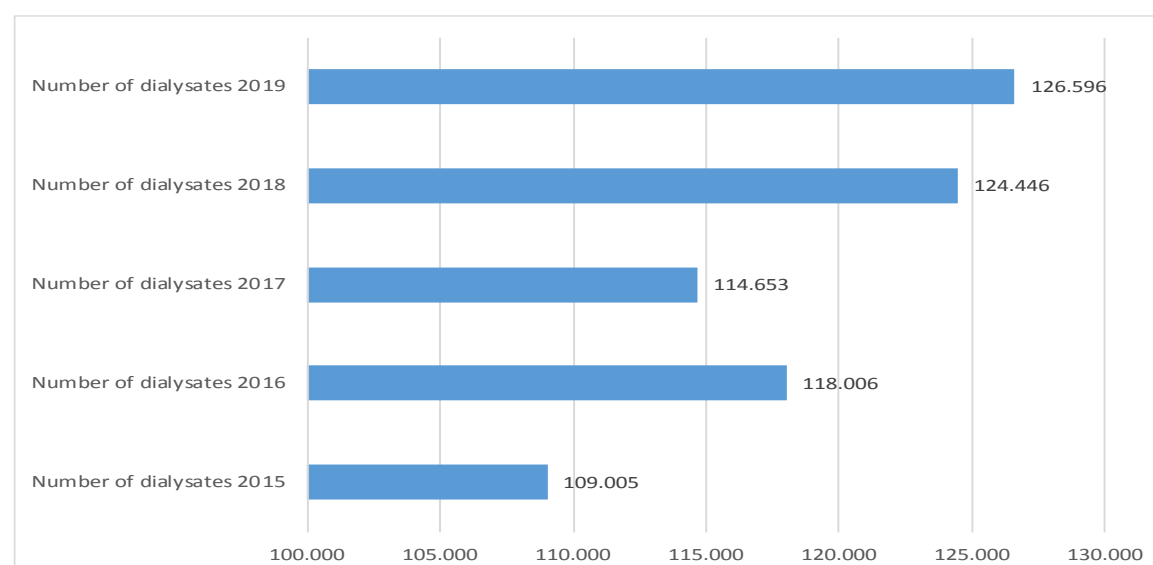
**Tab. 15. Radiological services provided in all public hospitals of Kosovo**

Institutions	Ct	MRI	Ultrasound	Radiography	Angiography	Mammography	Other radiological services
Hospital Vushtrri	371	-	2.818	3.281	-	-	-
Hospital Gjakovë	2.540	-	12.236	12.926	-	-	862
Hospital Mitrovicë	1.284	-	1.661	2.536	-	-	14
Hospital Ferizaj	-	-	3.411	13.272	-	-	-
Hospital Gjilan	1.758	-	2.261	13.473	-	-	-
Hospital Prizren	3.817	-	8.288	22.082	-	-	-
Hospital Pejë	4.802	-	20.561	23.455	-	-	-
UCCK	21.501	7.295	22.452	77.338	1.088	3.396	-
NCLM	-	-	-	6.462	-	-	736
<b>Total</b>	<b>36.073</b>	<b>7.295</b>	<b>73.688</b>	<b>174.825</b>	<b>1.088</b>	<b>3.396</b>	<b>1.612</b>

**Tab. 16. Number of dialysis realized by year**

Hospital	Number of dialysates 2015	Number of dialysates 2016	Number of dialysates 2017	Number of dialysates 2018	Number of dialysates 2019
Hospital Vushtrri	-	-	-	-	-
Hospital Gjakovë	9.682	10.669	1.018	10.901	11090
Hospital Mitrovicë	10.840	10.905	10.855	9.058	10010
Hospital Ferizaj	7.735	8.551	10.509	10.509	11638
Hospital Gjilan	7.349	8.331	8.628	8.882	8252
Hospital Prizren	26.426	28.056	30.468	30.150	30877
Hospital Pejë	12.749	14.090	13.995	14.990	13704
UÇCK	34.224	37.404	39.180	39.374	41025
<b>Total</b>	<b>109.005</b>	<b>118.006</b>	<b>114.653</b>	<b>124.446</b>	<b>126596</b>

**Graph. 6. Number of dialysis by year**



Tab. 17. Laboratory services

Hospital	Number of patients	Analyzes carried out	% of the analyzes carried out
Vushtrri	4.350	59.147	3%
Gjakovë	16.205	130.816	5%
Mitrovicë	9.431	62.430	2%
Ferizaj	4.104	102.208	3%
Gjilan	14.563	205.672	7%
Prizren	23.244	657.448	22%
Pejë	14.698	400.248	14%
UCCK	355.085	1.386.771	43%
Occupational Medicine Gjakovë	22.244	127.421	4%
<b>Total</b>	<b>463.924</b>	<b>3.132.161</b>	<b>100%</b>

**Tab. 18. Invasive Cardiac Surgery and Cardiology**

Invasive Cardiac Surgery and Cardiology

Name	Number of visits
Operations By Pass	203
Valve operations	21
Coronarography	3.335
Stents	1.638
Various cardiac surgeries	96



Tab. 19 . Births in public hospitals

Name of Institution	Number of births	Number of births by operation	Number of children born
Hospital Vushtrri	330	110	331
Hospital Gjakovë	1.881	630	1.902
Hospital Mitrovicë	1.397	450	1.402
Hospital Ferizaj	1.627	247	1.629
Hospital Gjilan	1.615	466	1.662
Hospital Prizren	3.118	953	3.150
Hospital Pejë	1.762	675	1.775
UCCK	9.461	3.344	9.676
<b>Total</b>	<b>21.191</b>	<b>6.875</b>	<b>21.527</b>

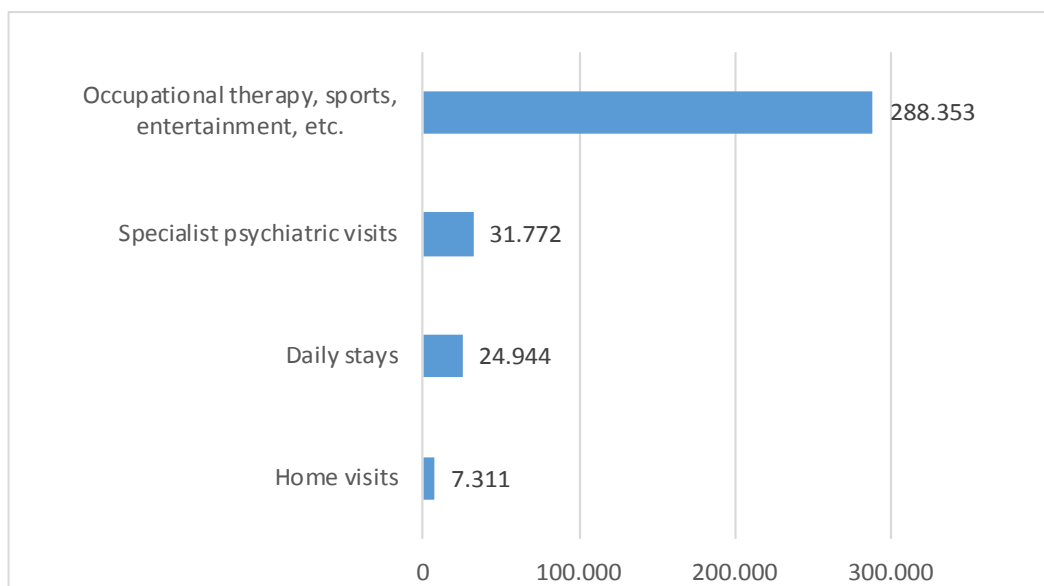
**Tab. 20. Comparisons of the number of children born in public hospitals**

Name of Institution	Number of children born 2015	Number of children born 2016	Number of children born 2017	Number of children born 2018	Number of children born 2019
Hospital Vushtrri	267	205	466	421	331
Hospital Gjakovë	2.009	2.116	2.059	1.984	1.902
Hospital Mitrovicë	1.613	1.607	1.504	1.447	1.402
Hospital Ferizaj	1.600	1.644	1.485	1.509	1.629
Hospital Gjilan	1.760	1.852	1.768	1.715	1.662
Hospital Prizren	3.736	3.619	3.521	3.422	3.150
Hospital Pejë	2.178	2.171	2.065	1.937	1.775
UÇCK	9.641	10.047	10.161	10.225	9.676
<b>Total</b>	<b>22.804</b>	<b>23.261</b>	<b>23.029</b>	<b>22.660</b>	<b>21.527</b>

**Tab. 21. Services provided by the Mental Health Professional Centers**

Services from the Professional Mental Health Centers	Number of visits
Home visits	10.025
Daily stays	23.196
Specialist psychiatric visits	36.244
Occupational therapy, sports, entertainment, etc.	129.617
<b>Total</b>	<b>199.082</b>

**Graph. 7. Services provided by the Mental Health Professional Centers**



**Tab. 22. New cases reported for malignant and benign diseases in 2019**

Diagnosis groups	Female	Male	Total
Malignant tumors of the lips, the oral cavity and larynx (COO-C14)	33	36	69
Malignant tumors of the digestive organs (C15-C26)	182	289	471
Malignant tumors of respiratory and intrathoracic organs (C30-C39)	48	279	327
Malignant tumors of the bone and joints (C40-C41)	3	7	10
Melanoma and other malignant neoplasms of skin (C43--C44)	131	202	333
Malignant neoplasms of mesothelial and soft tissue (C45-C49)	15	25	40
Malignant breast neoplasm (C50-C50)	501	4	505
Malignant tumors of the female reproductive system (C51-C58)	283	-	283
Malignant tumors of male genital tract (C60-C63)	-	172	172
Malignant tumors of the urinary tract (C64-C68)	49	145	194
Malignant tumors of the eye, brain and other parts of central nervous system (C64-C68)	34	49	83
Malignant tumors of the thyroid and other endocrine glands (C73-C75)	19	10	29
Malignant tumors of non-specified parts (C76-C80)	32	28	60
Primary malignant tumors of lymphoid tissue, hematopoietic and related tissue (C81-C96)	35	38	73
Neoplasms in situ (D00-D09)	1	-	1
Benign tumors (D10-D36)	2	-	2
Unspecified and non-recognized neoplasms (D37-D48)	-	-	-
Non-codified	-	-	-
<b>Total</b>	<b>1.368</b>	<b>1.284</b>	<b>2.652</b>

**Tab. 23. Affected by malignant and benign diseases by age and gender**

Age group	Female	Male	Total
0	5	5	10
5-9	5	8	13
10-14	2	7	9
15-19	4	6	10
20-24	7	6	13
25-29	19	16	35
30-34	40	22	62
35-39	59	21	80
40-44	129	40	169
45-49	133	63	196
50-54	161	105	266
55-59	175	145	320
60-64	170	177	347
65-69	164	230	394
70-74	119	180	299
75-79	88	126	214
80+	61	98	159
Unknown	27	29	56
<b>Total</b>	<b>1.368</b>	<b>1.284</b>	<b>2.652</b>

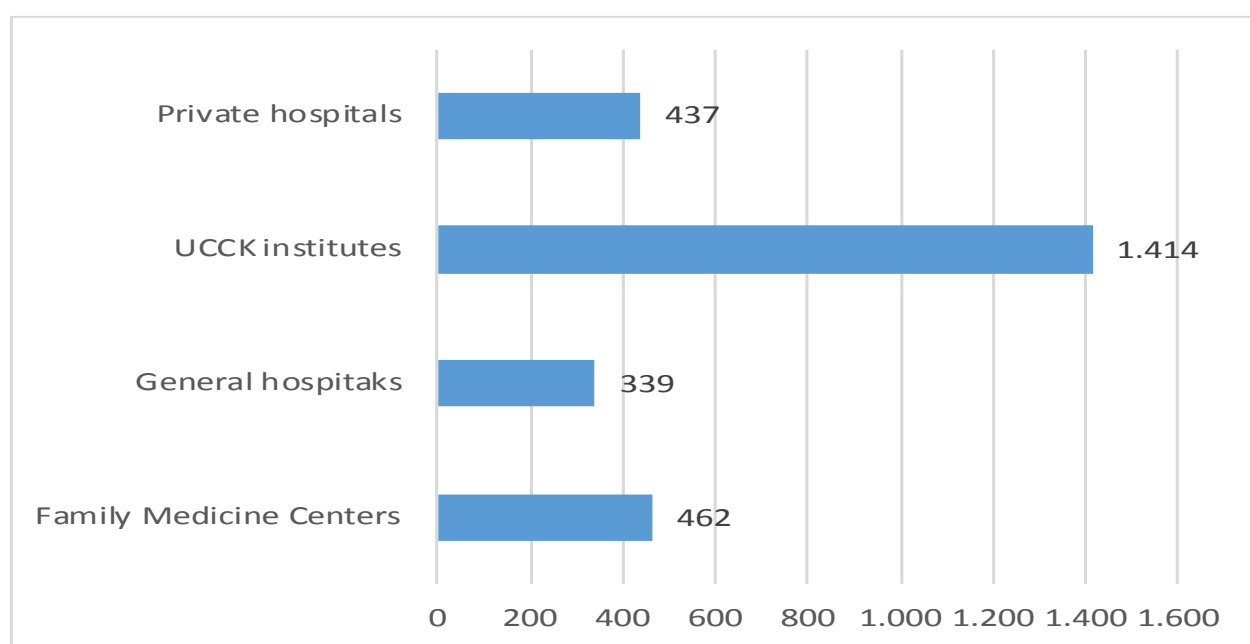
Tab. 24 . Number of people affected by malignant and benign diseases by municipality

Municipality	Number of patients
Deçan	41
Dragash	21
Ferizaj	149
Fushë Kosovë	44
Gjakovë	138
Gjilan	136
Drenas	68
Istog	33
Kaçanik	27
Hani i Elezit	15
Kamenicë	34
Klinë	74
Lipjan	64
Malishevë	62
Mitrovicë	126
Novo Bërda	3
Obiliq	25
Pejë	142
Junik	6
Podujevë	117
Prishtinë	417
Prizren	180
Rahovec	44
Shtime	30
Skenderaj	52
Suharekë	80
Mamushë	2
Viti	38
Shtërpcë	3
Vushtrri	117
Graçanicë	1
Leposaviq	-
Zubin potok	1
Outside Kosovo	11
Unknown	351
<b>Total</b>	<b>2652</b>

**Tab. 25. Institutions that identified those with malignant and benign diseases**

Visits and services	Total	Percentage (%)
Family Medicine Centers	462	17,4
General hospitaks	339	9,7
UCCK institutes	1.414	49,6
Private hospitals	437	23,3
<b>Total</b>	<b>2.652</b>	<b>100</b>

**Graph. 8. Institutions that identified those with malignant and benign diseases**



**Tab. 26. Affected by malignant and benign diseases in 2012 - 2019**

Diagnoses	Year							
	2012	2013	2014	2015	2016	2017	2018	2019
Malignant tumors of the lips, the oral cavity and larynx (C00-C14)	38	15	72	73	53	117	51	69
Malignant tumors of the digestive organs (C15-C26)	197	177	398	376	363	470	439	471
Malignant tumors of respiratory and intrathoracic organs (C30-C39)	212	173	421	319	316	353	303	327
Malignant tumors of the bone and joints (C40-C41)	3	3	15	6	11	12	15	10
Melanoma and other malignant neoplasms of skin (C43--C44)	383	282	670	464	614	433	350	333
Malignant neoplasms of mesothelial and soft tissue (C45-C49)	4	7	22	14	13	30	22	40
Malignant breast neoplasm (C50-C50)	207	224	443	439	380	481	445	505
Malignant tumors of the female reproductive system (C51-C58)	73	103	225	222	225	262	240	283
Malignant tumors of male genital tract (C60-C63)	48	50	149	126	132	162	176	172
Malignant tumors of the urinary tract (C64-C68)	88	59	189	143	160	206	192	194
Malignant tumors of the eye, brain and other parts of central nervous system (C64-C68)	43	93	143	125	70	90	71	83
Malignant tumors of the thyroid and other endocrine glands (C73-C75)	29	15	42	21	19	39	28	29
Malignant tumors of non-specified parts (C76-C80)	5	-	19	5	25	38	36	60
Primary malignant tumors of lymphoid tissue, hematopoietic and related tissue (C81-C96)	39	105	93	22	84	162	102	73
Neoplasms in situ (D00-D09)	-	-	-	-	-	-	-	-
Benign tumors (D10-D36)	-	3	3	3	1	3	1	1
Unspecified and non-recognized neoplasms (D37-D48)	14	7	14	7	5	11	2	2
Non-codified	6	7	21	2	6	4	2	-
Non-codified	199	160	50	102	37	29	-	-
<b>Total</b>	<b>1.588</b>	<b>1.483</b>	<b>2.989</b>	<b>2.469</b>	<b>2.514</b>	<b>2.902</b>	<b>2.475</b>	<b>2.652</b>



## **CONTAGIOUS DISEASES**

Tab. 27. Affected by TBC (tuberculosis) by municipality

Municipality	Number of patients
Deçan	4
Dragash	5
Ferizaj	46
Fushë Kosovë	20
Gjakovë	22
Gjilan	11
Drenas	25
Istog	23
Kaçanik	10
Hani i Elezit	2
Kamenicë	11
Klinë	15
Lipjan	40
Malishevë	14
Mitrovicë	16
Novo Bërda	2
Obiliq	14
Pejë	29
Junik	-
Podujevë	39
Prishtinë	118
Prizren	40
Rahovec	19
Shtime	20
Skenderaj	12
Suharekë	15
Mamushë	-
Viti	11
Shtërpcë	3
Vushtrri	22
Graçanicë	-
Leposaviq	1
From other countries	2
<b>Total</b>	<b>611</b>

**Tab. 28. Cases of TBC by age group and gender**

Age group	Female	Male	Total
0-4	2	3	5
5-14	5	4	9
15-24	51	38	89
25-34	49	43	92
35-44	33	33	66
45-54	21	39	60
55-64	51	60	111
>65	89	90	179
<b>Total</b>	<b>301</b>	<b>310</b>	<b>611</b>

**Tab. 29. Patients with TB by type**

With TBC by types	Number of affected
Pulmonary TBC	545
TBC Extrapulmonar	66
<b>Total</b>	<b>611</b>

**Tab. 30. The trend of infectious diseases and their incidence in Kosovo in 2017 and 2019**

Diseases	2017		2018		2019	
	cases	Over / 100 000	cases	Over / 100 000	cases	Over / 100 000
ITPR - Pneumonia / ARI	13.608	744.7	12.607	689.9	12.284	672.27
*Sari (severe acute respiratory infections)	117	6.4	72	3.9	63	3.45
Seasonal Influenza	51.504	2.818.7	75.643	4.139.7	79.952	4375.58
Acute diarrhea	91.312	4.997.2	75.492	4.131.5	87.635	47966.05
Varicella (chickenpox)	8.152	446.1	7.327	400.9	12.600	689.57
Acute Bloody Diarrhea	35	1.9	36	1.9	35	1.92
Meningism symptoms	149	8.1	124	6.7	195	10.67
EHKK	-	-	1	-	1	0.05
EHSV	6	0.3	4	5,0	3	0.16
West Nile virus	2	0.1	14	0.7	-	0,0
Leishmaniasis	2	0.1	3	0.1	9	0.49
Malaria	-	-	3	0.1	3	0.16
Legionellosis	1	0.05	-	-	1	0.05
Exanthematous fever syndrome	1	0.05	83	4.5	-	-
Mumps	538	29.4	195	10.6	16	0.87
Pertussis	32	1.7	22	1.2	17	0.93
Epidemic parotitis	120	6.5	92	5.03	63	3.45
**TBC	721	39.4	702	38.3	-	-
Intoxicatio alimentaris	2.278	124.6	1.896	103.7	-	-
Acute jaundice A	115	6.3	77	4.2	44	2.68
Jaundice B	83	4.5	80	4.3	36	1.97
Jaundice C	3	0.1	11	0.6	11	0.60
Fulminant jaundice	3	0.1	-	-	-	-
Typhus abdominalis	2	0.1	2	0.1	-	-
Sallmonelosis	109	5.9	99	5.4	134	7.33
Rota virus	169	9.2	191	10.4	271	14.83
E.coli patogjene	39	2.1	18	0.9	22	1.20
Campylobacter	1	0.05	-	-	-	-
Adenovirosis	-	-	11	0.6	35	1.92
Yersinia enterocolitica	-	-	1	0.05	-	-
Giardiasis	-	-	3	0.1	-	-
Tularemia	36	1.9	19	1.04	12	0.66
Lymphadenitis ac. Coli	240	13.1	102	5.5	49	2.68
Leptospirosis	4	0.2	2	0.1	4	0.22
Brucellosis	32	1.7	28	1.5	13	0.71
Q fever	1	0.05	-	-	1	0.5
Echinococcosis	1	0.05	2	0.1	-	-
Toxoplas mosis	3	0.2	9	0.4	8	0.44
Vulnus morsum viperi	31	1.7	-	-	19	1.04
IST	612	33.5	1.155	63.2	1.321	67.10
Other contagious diseases	656	35.9	643	35.1	503	27.53
<b>Total</b>	<b>170.718</b>	<b>9.303.5</b>	<b>176.767</b>	<b>9.674,0</b>	<b>195.360,0</b>	<b>10884.34</b>

\*Other infectious diseases: Scarlatina, Herpeszoster, Erysipella, Mycosis, Momonucleosis.

Tab. 31. Cases of infectious diseases in Kosovo

MUNICIPALITY	ITPR & ARI	SARI	Seasonal Influenza (ILI)			Acute diarrhea	Varicella	Total
			Unspecific Influenza	Influenza A	Influenza AH1 pdm09			
DEÇAN	30	-	582	2	-	666	75	1.355
DRAGASH	130	-	837	1	-	1.378	138	2.484
FERIZAJ	594	3	4.971	11	1	5.883	803	12.266
F. KOSOVË	561	1	2.009	18	5	1.993	239	4.826
GJAKOVË	308	1	1.517	12	1	2.327	305	4.471
GJILAN	769	2	2.565	7	4	4.788	597	8.732
DRENAS	159		1.803	18	2	2.811	468	5.261
ISTOG	146	1	3.644	-	1	2.916	269	6.977
KAÇANIK	31	3	1.191	1	-	367	69	1.662
H. I ELEZIT	9	-	1.988	-	-	606	90	2.694
DARDANË	55	1	2.375	1	-	1.300	208	3.940
KLINË	45	-	689	5	-	1.656	176	2.571
LIPJAN	244	3	2.095	11	3	2.731	389	5.476
MITROVICË	518	2	2.007	8	2	3.870	428	6.835
N. BËRDË	-	-	174	-	-	106	33	313
OBILIQ	224	2	1.059	6	1	887	647	2.826
PEJË	231	5	2.683	2	1	4.072	450	7.444
JUNIK	2	-	817	-	-	977	94	1.890
PODUJEVË	522	5	6.782	13	2	3.382	538	11.244
PRISHTINË	5.498	16	21.159	222	39	18.919	2.390	48.243
PRIZREN	849	5	6.996	13	-	9.556	1.412	18.831
MAMUSHË	-	-	-	-	-	-	-	-
MALISHEVË	132	2	3.019	4	2	4.546	872	8.577
RAHOVEC	618	-	393	4	-	1.519	197	2.731
SHTIME	77	1	1.620	6	1	984	145	2.834
SKENDERAJ	7	3	1.656	6	1	1.668	195	3.536
SUHAREKË	310	2	3.617	1	-	3.825	735	8.490
GRACANICË	-	-	-	-	1	-	-	1
VITI	3	2	1.241	4	3	2.521	337	4.111
VUSHTRRI	212	3	463	9		1.381	301	2.369
SHTERRPCE	-	-	-	1	-	-	-	-
No address	-	-	-	-	-	-	-	-
<b>TOTAL</b>	<b>12.284</b>	<b>63</b>	<b>79.952</b>	<b>386</b>	<b>70</b>	<b>87.635</b>	<b>12.600</b>	<b>192.990</b>

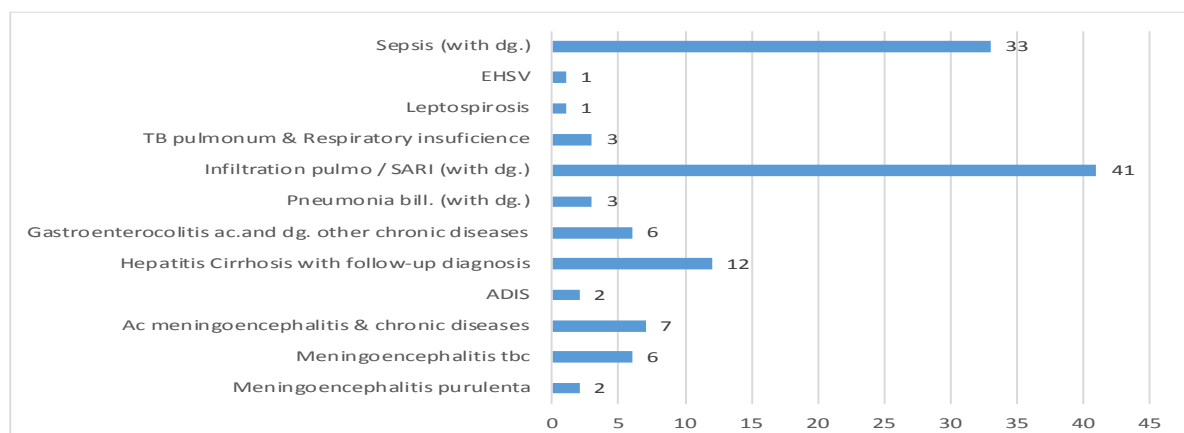
**Tab. 32. Sexually transmitted diseases**

Diagnosis	Male	Female	Total
Condyloma actuminata	130	66	196
Trichomonas vaginalis	3	-	3
Gardnerella	2	384	386
Chlamydia trachomatis	17	217	234
Molluscum Contagiosum	6	1	7
Mycoplasma hominis	7	57	64
Balanitis	7	-	7
Ureaplasma ureliticum	19	362	381
Neisseria Gonorrhoea	39	-	39
Genital herpes	2	1	3
Syphilis	1	-	1
<b>Total</b>	<b>233</b>	<b>1088</b>	<b>1321</b>

**Tab. 33. Cases of deaths by infectious disease, 2019**

Diagnosis	Deaths
Meningoencephalitis purulenta	2
Meningoencephalitis tbc	6
Ac meningoencephalitis & chronic diseases	7
ADIS	2
Hepatitis Cirrhosis with follow-up diagnosis	12
Gastroenterocolitis ac.and dg. other chronic diseases	6
Pneumonia bill. (with dg.)	3
Infiltration pulmo / SARI (with dg.)	41
TB pulmonum & Respiratory insuficience	3
Leptospirosis	1
EHSV	1
Sepsis (with dg.)	33
<b>Total</b>	<b>117</b>

**Graph. 9. Cases of deaths by infectious disease, 2019**



**Tab. 34. Rate of inclusion with regular vaccines in 2019**

Age	Antigens	Involvement %
0-11 months	BCG / Hepatiti 0	97
0-11 months	IPV1	97
0-11 months	IPV2	96
0-11 months	IPV3	96
0-11 months	DPT1/HIB1/HepB1	97
0-11 months	DPT2/HIB2/HepB2	96
0-11 months	DPT3/HIB3/HepB3	96
12-24 months	bOPV-R1	95
12-24 months	DTP-R1	95
12-24 months	MMR	95
age 6-7	bOPV-R1	96
age 6-7	DTP-R2	96
age 6-7	MMR-R	97
age 12-13	bOPV-R3	98
age 12-13	dt-R3	98
age 17-18	dt	93



**LICENSED MEDICAL PRIVATE INSTITUTIONS AND  
MEDICAL PRIVATE INSURANCE**

**Tab. 35. Private hospitals and their types**

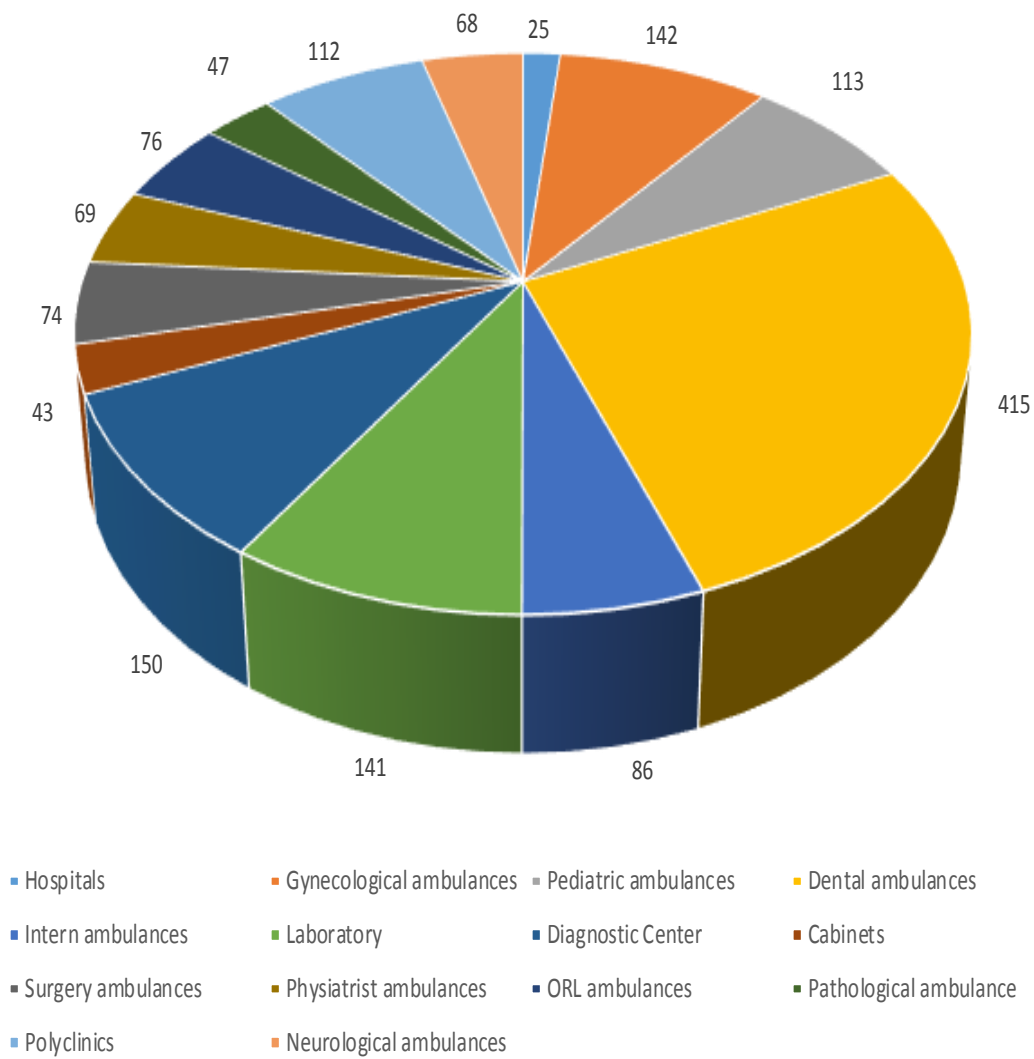
Type of hospital	No. of hospitals	Number of doctors specialists	Number of nurses	Number of beds
General hospitals	5	117	252	155
Special hospitals for ophthalmology	2	32	61	38
Special hospitals for cardiovascular disease	2	38	65	33
Special hospital for gynecology, infertility and endocrinology	5	91	181	82
Special general rehabilitation hospitals	3	27	79	89
Special hospitals for Urology	2	11	31	38
Special hospital for Orthopedics	2	29	59	39
Special hospitals for Surgery	4	84	111	102
<b>Total</b>	<b>25</b>	<b>429</b>	<b>839</b>	<b>576</b>

\* Two hospitals are under re-licensing procedure.

**Tab. 36. Licensed medical private institutions**

Health institutions	Total
Hospitals	25
Gynecological ambulances	142
Pediatric ambulances	113
Dental ambulances	415
Intern ambulances	86
Laboratory	141
Diagnostic Center	150
Cabinets	43
Surgery ambulances	74
Physiatrist ambulances	69
ORL ambulances	76
Pathological ambulance	47
Polyclinics	112
Neurological ambulances	68
<b>Total</b>	<b>1.561</b>

**Graph. 10. Licensed medical private institutions**



**Tab. 37. Private medical insurance in Kosovo**

Year	Written gross premiums	
	Number of policies	Value in Euro (premiums written in Euro)
Year 2013	120,103	8,807,943
Year 2014	105,319	8,613,668
Year 2015	39,678	13,378,121
Year 2016	138,677	16,292,554
Year 2017	170,758	16,996,000
Year 2018	214,475	18,040,766
Year 2019	276,415	19,600,812

