



Republika e Kosovës
Republika Kosova-Republic of Kosovo
Qeveria - Vlada - Government
Zyra e Kryeministrit -Ured Premijera -Office of the Prime Minister
Agjencia e Statistikave të Kosovës - Agencija za Statistike Kosova - Kosovo Agency of Statistics

Series 3: Economic Statistics

Statistical Repertoire of Economic Enterprises in Kosovo Q1 2020



AGJENCIA E STATISTIKAVE TË KOSOVËS
AGENCIJA ZA STATISTIKE KOSOVA
KOSOVO AGENCY OF STATISTICS

Foreword

Kosovo Agency of Statistics (KAS) has compiled the publication of "**Statistical Repertoire of Enterprises in Kosovo in Q1 2020**", which contains statistical data on new registered businesses at the Kosovo Business Registration Agency (KBRA) from 01.01.2020 until 30.03.2020 (first quarter of 2020).

Statistical Business Register (SBR) is part of KAS which contains basic information for all businesses that exercise economic activity in the territory of the Republic of Kosovo and as such serves for statistics and analysis of demographics of the business, sampling design and for raising the country-level results for all surveys conducted with businesses. SBR also serves as an important source of information for calculating Gross Domestic Product.

SBR is constructed and is continuously updated based on two administrative data sources (KBRA and Tax Administration of Kosovo), as well as from regular statistical surveys conducted by KAS.

Continuous demand for statistical data on enterprises are daily requirements from different users whether they are internal or external users of data from KAS, therefore based on these requirements we have compiled various tabular and graphical data.

We believe that this publication will serve as a useful reference base for all users of KAS statistical data and will serve as useful and relevant economic information for Kosovo.

Comments, remarks, suggestions and proposals regarding this publication are welcome and they can be sent to: economic@rks-gov.net

Statistical Repertoire of Enterprises in Kosovo is a regular quarterly publication.

NOTE: From 1 September, 2014, the nomenclature of economic activities is in the new version of NACE Rev. 2, and some of the previously published data have been converted into this version.

Publication was prepared by:

Ilir T. Berisha - Director of Department,
Ismajl Sahiti - Head of Division,
Hysni Elshani - Senior Officer,
Guxim Neziri - IT in economic statistics,
Ahmet Cakolli - Design Officer.

April, 2020

Chief Executive Officer, KAS
Isa Krasniqi

List of Abbreviations

KAS Kosovo Agency of Statistics

SBR Statistical Business Register

KBRA Kosovo Business Registration Agency

TAK Tax Administration of Kosovo

MTI Ministry of Trade and Industry

GDP Gross Domestic Product

KPA Kosovo Privatization Agency

EC European Commission

NEA Nomenclature of Economic Activities

NACE Rev. 1 (Nomenclature of Economic Activities EC - 1st version)

NACE Rev.2 (Nomenclature of Economic Activities EC - 2nd Version)

SMEs Small and medium-sized enterprises

Q1 First quarter

Q2 Second quarter

Q3 Third quarter

Q4 Fourth quarter

Symbols

- No occurrence

: Data not available

List of Contents

	Page
1 Characteristics of enterprises registered in Q1 2020	5
2 Methodological explanations and definitions	6
2.1. Definitions.....	7
2.2. Legal forms of organization of business.....	8
3 New and terminated enterprises by quarter.....	9
4 Enterprises by economic sector, legal form of organization and the category of number of employees.....	11
Categorization of enterprises by size and gender.....	12
5 Number of registered enterprises by municipality.....	13
6 Registered individual and non-individual enterprises.....	15
7 Registered enterprises by sector of economic activity and number of employees ...	17
8 Registered enterprises by legal form.....	18
9 Registered enterprises by origin of capital.....	19
10 Terminated enterprises	200

1 Characteristics of enterprises registered in Q1 2020

In the first quarter of 2020 (Q1 2020) a total of 2311 enterprises were registered.

In Q1 2020 compared to the previous quarter (Q4 2019) there is a decrease by 9.94% of registered enterprises. While compared to the same quarter of the previous year (Q1 2018) there is a decrease by 3.86 of registered enterprises.

The most favored economic activities during this quarter were: wholesale and retail trade, repair of motor vehicles, motorcycles with 590 registered enterprises or (25.5%), manufacture with 363 registered enterprises or (15.7%), accommodation and food service activities with 270 registered enterprises or (11.7%), professional, scientific and technical activities with 225 registered enterprises or (9.7%), construction with 213 enterprises or (9.2%), etc.

In the category of 1 to 4 employees there are 2209 enterprises registered in this quarter (95.6%), with 5 to 9 employees are 64 registered enterprises (2.8%), 10 to 19 employees are 25 (1.1%), 20 to 249 employees with 13 (0.6%) and in the category of 250 or more employees there are no enterprise registered in this quarter.

Regarding the geographic extent of enterprises registered at municipal level, as in every quarter prevails the municipality of Prishtina with 741 registered enterprises (32.1%), Ferizaj with 178 registered enterprises (7.7%), Prizren with 162 registered enterprises (7.0%), Gjilan with 139 registered enterprises (6.0%), Peja with 133 registered enterprises (5.8%) and Fushe Kosova with 101 registered enterprises (4.4%), while other municipalities have smaller number of enterprises registered in this quarter.

2 Methodological explanations and definitions

Statistical Business Register (SBR) serves for statistical purposes and should clearly identify the units in order to:

- Enable obtaining the information about them via administrative sources.
- Enable the preparation of samplings; coordination of surveys and raising their results at the country level;
- Enable demographic analysis of enterprises and related entities.
- Provide input data for calculating Gross Domestic Product (GDP).

Statistical Business Register (SBR) - **Includes** all legal entities (enterprises) that exercise economic activity within the territory of Kosovo.

Does not include: Public administration, Non-profit Organizations and International Organizations.

Sources for updating the variables of SBR are:

- Administrative
 - o Information from the Kosovo Business Registration Agency
 - o Information from the Tax Administration of Kosovo
- Statistical
 - o Structural Business Survey
 - o Short-term Statistical Surveys
 - o Survey about Hotel Services
 - o Collection of Producer Prices
 - o Collection of Import Prices

Main variables in the SBR are grouped by:

- **Identification variables**
 - o Number of business registration (NBR), name, legal form, ownership, address, communication (phone, fax, email, etc.)
- **Stratified variables**
 - o Main economic activity (NACE Rev.2), size by employees
- **Demographic variables**
 - o Date of registration, date of termination/closure
- **Updated variables are**
 - o Status of activity (active or inactive)
 - o Economic activity of the enterprise
 - o Size by employees
 - o Address, and communication variables (telephone, fax, mobile, e-mail)

2.1. Definitions

Nomenclature of Economic Activities (NACE) is a four-digit level classification of economic activity exercised in different subjects.

This nomenclature is translation and adaptation of the European Classification of Economic Activities (NACE Rev. 2. in English).

The use of this nomenclature is mandatory since 1 September, 2014 by the institutions of the Republic of Kosovo and based on the regulation No. 11/2013 adopted by the Government of the Republic of Kosovo.

The structure of economic activities NACE Rev. 2 consists of 21 sections presented below labelled with letters from A to U.

- A. Agriculture, forestry and fishing
- B. Mining and quarrying
- C. Manufacturing
- D. Electricity, gas, steam and air conditioning supply
- E. Water supply, sewerage, waste management and remediation activities
- F. Construction
- G. Wholesale and retail trade, repair of motor vehicles and motorcycles
- H. Transportation and storage
- I. Accommodation and food service activities
- J. Information and communication
- K. Financial and insurance activities
- L. Real estate activities
- M. Professional, scientific and technical activities
- N. Administrative and support service activities
- O. Public administration and defense
- P. Education
- Q. Human health and social work activities
- R. Arts, entertainment and recreation
- S. Other services activities
- T. Activities of households as employers
- U. Activities of extraterritorial organizations and bodies

Classes of economic activities according to the new nomenclature **NACE Rev. 2** are total of 615 of them, which are encoded by four digit code ranging from 0111 to 9900.

2.2. Legal forms of organization of business

Definitions applied to legal forms of enterprises under Regulation 2001/16 and Law No. 02/L123 on Business Organizations which are applied when registering in the KBRA, are as follows:

1. **Individual business** - is the **only natural person** who performs economic activities for the purpose of profit and who is registered in the KBRA. In the individual business the owner has unlimited liability for all debts of the company. The company has an official name or includes the surname of the lawful owner
2. **General partnership** - The general partnership, all partners jointly respond without restriction for partnership debts. A partnership has a label, which may include the name of one or more partners.
3. **Limited partnership** - In limited partnerships, except "unlimited" partners (partners responsible jointly without limitation for the debts of the company) also participate "limited" partners or those responsible for the company's obligations to the limit of the value of their founding contributions / capital.
4. **Limited liability enterprises** - Limited liability enterprises are those enterprises that are established by one or several founders, who answer only to the limit of the value of their contribution. Limited liability enterprise has a label, which may include the name of one or more partners.
5. **Shareholders** – Shareholders are those whose capital is divided into shares and shareholders respond only to the limit of the value of their contribution. Shareholder enterprise (a joint stock enterprises) can be established by having one or more shareholders.
6. **Foreign business organization** - A foreign company is a business and from the moment of registration is considered a branch in Kosovo that has no identity of legal person. After its registration it shall enjoy all the rights and obligations established under the applicable law.
7. **Social enterprise** - Social enterprise means a legal person that most assets and capital are socially owned. These enterprises until the privatization are monitored and registered by the Kosovo Privatization Agency under the Law on Commercial Companies No.02/L-123.
8. **Public enterprise** - Public enterprise is the enterprise which carries out activities of general interest which is established by the state. Public enterprise is monitored by the government and organized as a joint stock company in accordance with applicable law on Commercial Companies. All ownership interests in a public company will be represented by shares and these shares will be registered.
9. **Agricultural cooperative** - Agricultural cooperative is a business organization created by natural or legal persons who must be farmers who contribute with their private property to the share of capital.
10. **Enterprises under the jurisdiction of the KPA** - are ex-social owned enterprises which are now managed and supervised by the KPA (Kosovo Privatization Agency).

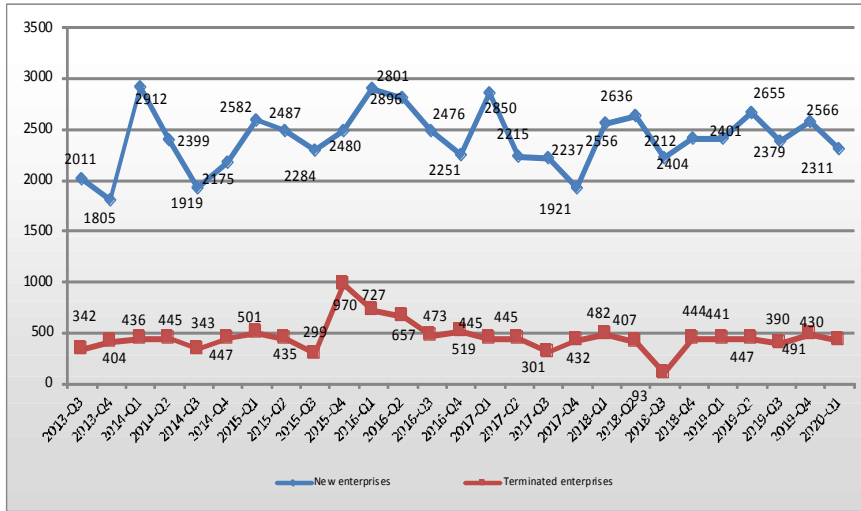
3 New and terminated enterprises by quarter

Table 1. Number of registered enterprises by quarter and sector of economic activity

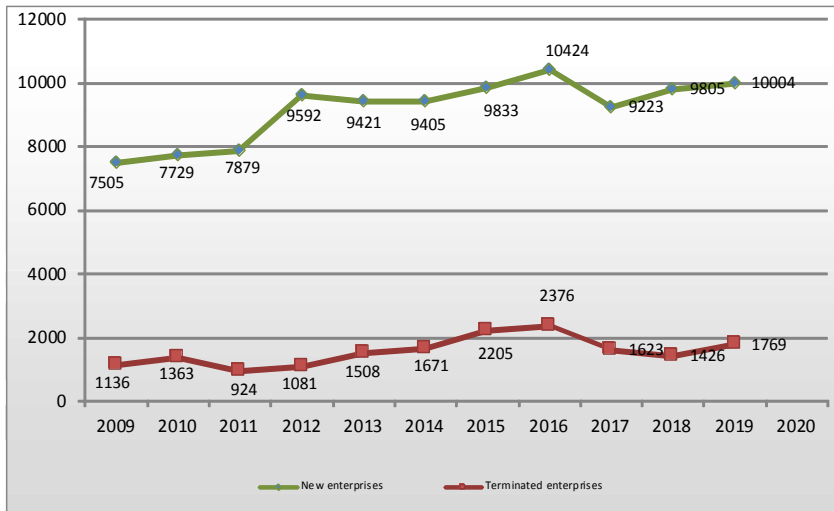
Period	Sector of economic activity																			
	Agriculture, forestry and fishing	Mining and quarrying	Manufacturing	Electricity, gas, steam and air conditioning supply	Water supply, sewage, waste management and remediation activities	Construction	Wholesale and retail trade, repair of motor vehicles and motorcycles	Transportation and storage	Accommodation and food service activities	Information and communication	Financial and insurance activities	Real estate activities	Professional, scientific and technical activities	Administrative and support service activities	Public administration and protection: compulsory social protection	Education	Human health and social work activities	Arts, entertainment and recreation	Other service activities	
Quarter	Total	A	B	C	D	E	F	G	H	I	J	K	L	M	N	O	P	Q	R	S
2013 - Q1	3100	301	10	299	9	19	337	867	201	264	104	6	135	169	60	9	32	48	54	176
2013 - Q2	2504	142	7	258	2	14	227	759	107	246	101	4	95	162	65	9	28	43	52	183
2013 - Q3	2011	122	7	163	6	11	201	565	108	240	82	8	15	119	53	6	20	48	63	174
2013 - Q4	1805	188	5	152	5	6	178	543	109	161	70	2	12	135	36	9	18	34	62	80
2013 Total	9420	753	29	872	22	50	943	2734	525	911	357	20	257	585	214	33	98	173	231	613
2014 - Q1	2911	205	10	283	4	13	284	887	181	293	121	12	21	180	77	12	33	50	88	157
2014 - Q2	2399	186	9	283	3	16	207	704	99	282	95	8	10	146	61	11	20	39	55	165
2014 - Q3	1919	115	7	196	3	13	146	574	111	237	61	11	7	97	49	2	18	33	60	179
2014 - Q4	2175	168	6	216	14	9	166	649	143	222	80	12	21	147	65	17	19	51	50	120
2014 Total	9404	674	32	978	24	51	803	2814	534	1034	357	43	59	570	252	42	90	173	253	621
2015 - Q1	2582	255	7	276	8	12	237	784	143	253	104	12	15	144	80	6	20	36	57	133
2015 - Q2	2487	212	12	261	5	13	193	751	142	263	98	15	15	139	76	10	29	67	60	126
2015 - Q3	2284	208	8	239	4	8	160	622	108	256	86	43	19	123	66	3	25	49	68	189
2015 - Q4	2480	270	5	271	13	15	163	746	131	246	80	25	25	175	74	6	35	35	58	107
2015 Total	9833	945	32	1047	30	48	753	2903	524	1018	368	95	74	581	296	25	109	187	243	555
2016 - Q1	2896	261	16	343	12	17	254	820	151	249	108	68	14	183	82	8	40	63	73	134
2016 - Q2	2801	223	6	334	11	13	202	779	150	326	114	34	17	170	101	6	42	60	51	162
2016 - Q3	2476	372	6	258	9	26	194	552	125	232	105	28	15	122	81	8	31	46	77	189
2016 - Q4	2251	234	6	246	10	9	177	587	102	210	96	48	12	179	89	2	28	35	70	111
2016 Total	10424	1090	34	1181	42	65	827	2738	528	1017	423	178	58	654	353	24	141	204	271	596
2017 - Q1	2850	350	12	265	10	11	269	799	115	261	118	23	23	188	110	6	39	50	76	125
2017 - Q2	2237	96	11	234	6	8	202	623	84	278	100	30	16	189	110	1	15	50	52	132
2017 - Q3	2215	245	6	225	5	9	188	529	78	208	116	20	17	186	91	6	30	45	51	160
2017 - Q4	1921	131	6	166	17	10	180	511	70	183	107	37	9	171	90	5	26	46	52	104
2017 Total	9223	822	35	890	38	38	839	2462	347	930	441	110	65	734	401	18	110	191	231	521
2018 - Q1	2556	127	7	316	7	13	266	722	94	247	114	23	14	204	111	3	29	59	69	131
2018 - Q2	2636	198	10	299	6	9	260	723	93	277	114	24	15	170	125	9	20	62	86	136
2018 - Q3	2212	145	8	214	6	9	189	519	65	212	149	15	19	182	78	4	33	54	72	239
2018 - Q4	2401	156	7	280	15	10	244	561	57	252	154	22	14	212	125	2	49	45	45	151
2018 Total	9805	626	32	1109	34	41	959	2525	309	988	531	84	62	768	439	18	131	220	272	657
2019 - Q1	2404	121	15	277	7	9	232	596	80	240	152	19	22	253	130	5	38	52	55	101
2019 - Q2	2655	0	2	479	5	9	247	590	76	359	149	17	18	236	151	5	36	59	50	167
2019 - Q3	2379	0	0	294	9	10	245	572	77	275	155	16	25	197	135	3	44	67	77	178
2019 - Q4	2566	0	0	497	5	6	221	602	77	265	165	21	15	232	145	4	28	49	61	173
2019 Total	10004	121	17	1547	26	34	945	2360	310	1139	621	73	80	918	561	17	146	227	243	619
2020 - Q1	2311	0	0	363	6	5	213	590	85	270	137	15	22	225	133	5	34	58	41	109

Statistical Repertoire of Economic Enterprises in Kosovo, Q1 2020

Graph 1. Number of registered and terminated enterprises by quarter



Graph 2: Number of registered and terminated enterprises by year

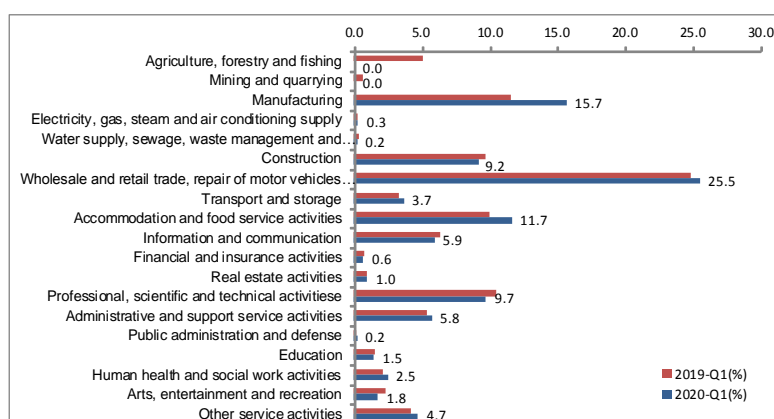


4 Enterprises by economic sector, legal form of organization and the category of number of employees

Table 2. Number of registered enterprises by sector of economic activity, type and number of employees in Q1 2020

Sector of economic activity	Total	Category of number of employees					
		individual businesses			non-individual businesses		
		Total	1-4	5 +	Total	1-4	5 +
Total	2311	885	880	5	1426	1328	98
A Agriculture, forestry and fishing	0	-	-	-	-	-	-
B Mining and quarrying	0	-	-	-	-	-	-
C Manufacturing	363	177	177	-	186	171	15
D Electricity, gas, steam and air conditioning supply	6	1	1	-	5	5	-
E Water supply, sewage, waste management and remediation activities	5	1	1	-	4	3	1
F Construction	213	60	60	-	153	142	11
G Wholesale and retail trade, repair of motor vehicles and motorcycles	590	189	188	1	401	372	29
H Transport and storage	85	44	44	-	41	40	1
I Accommodation and food service activities	270	131	130	1	139	128	11
J Information and communication	137	43	43	-	94	83	11
K Financial and insurance activities	15	4	4	-	11	9	2
L Real estate activities	22	5	5	-	17	17	-
M Professional, scientific and technical activities	225	77	76	1	148	145	3
N Administrative and support service activities	133	35	34	1	98	94	4
O Public administration and defense	5	-	-	-	5	3	2
P Education	34	10	10	-	24	23	1
Q Human health and social work activities	58	22	22	-	36	30	6
R Arts, entertainment and recreation	41	22	21	1	19	19	-
S Other service activities	109	64	64	-	45	44	1

Graph 3. Enterprises registered by economic sector in Q1 2020



Categorization of enterprises by size and gender

Table 3. The number of SMEs in Q1 2020

Classification employees	Number of	Number of businesses	%
Micro enterprises	1 - 9 employees	2273	98,4%
Small enterprises	10 - 49 employees	34	1,5%
Medium-sized enterprises	50 - 249 employees	1	0,0%
Large enterprises	250 + employees	3	0,1%
Total		2311	100,0%

Graph 4. Structure of enterprises by size in Q1 2020

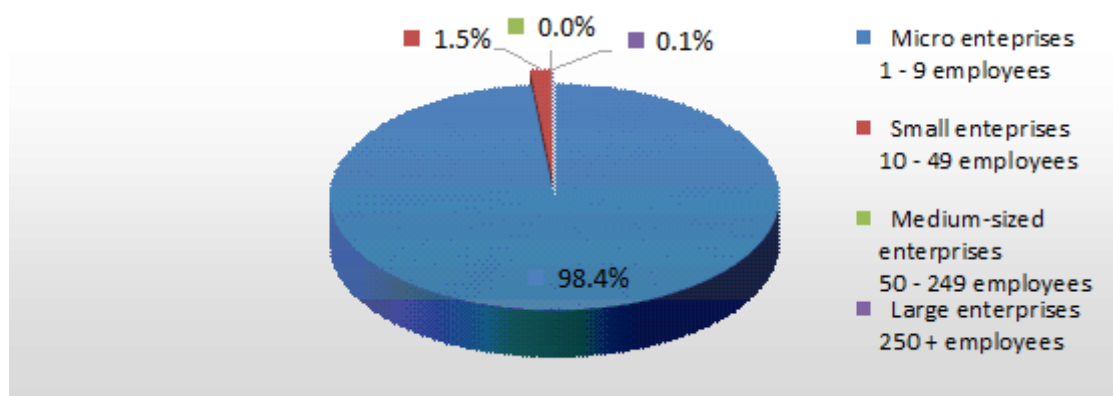
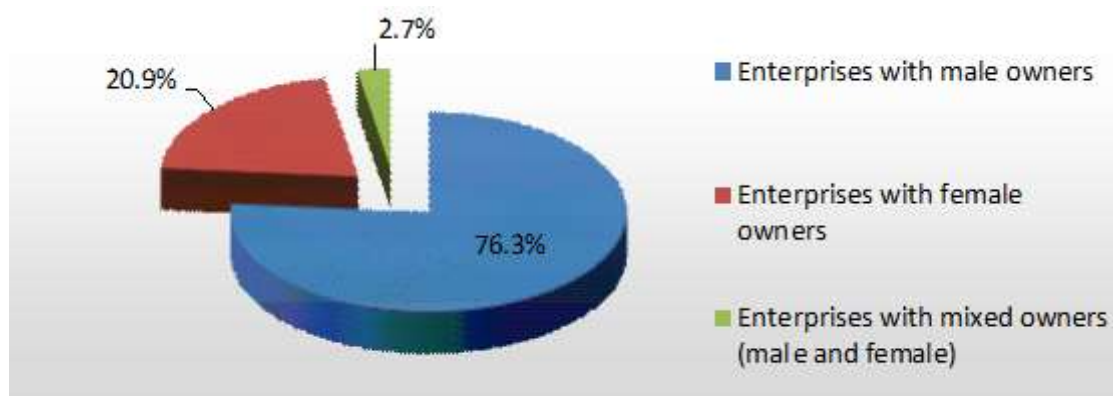


Table 4. Structure of enterprises by gender of the owner in Q1 2020

Structure of registered enterprises according to gender of the owners						
Total	Enterprises with male owners		Enterprises with female owners		Enterprises with mixed owners (male and female)	
2311	1764	76.3%	484	20.9%	63	2.7%

Graph 5. Presentation of enterprises by gender of the owner in Q1 2020

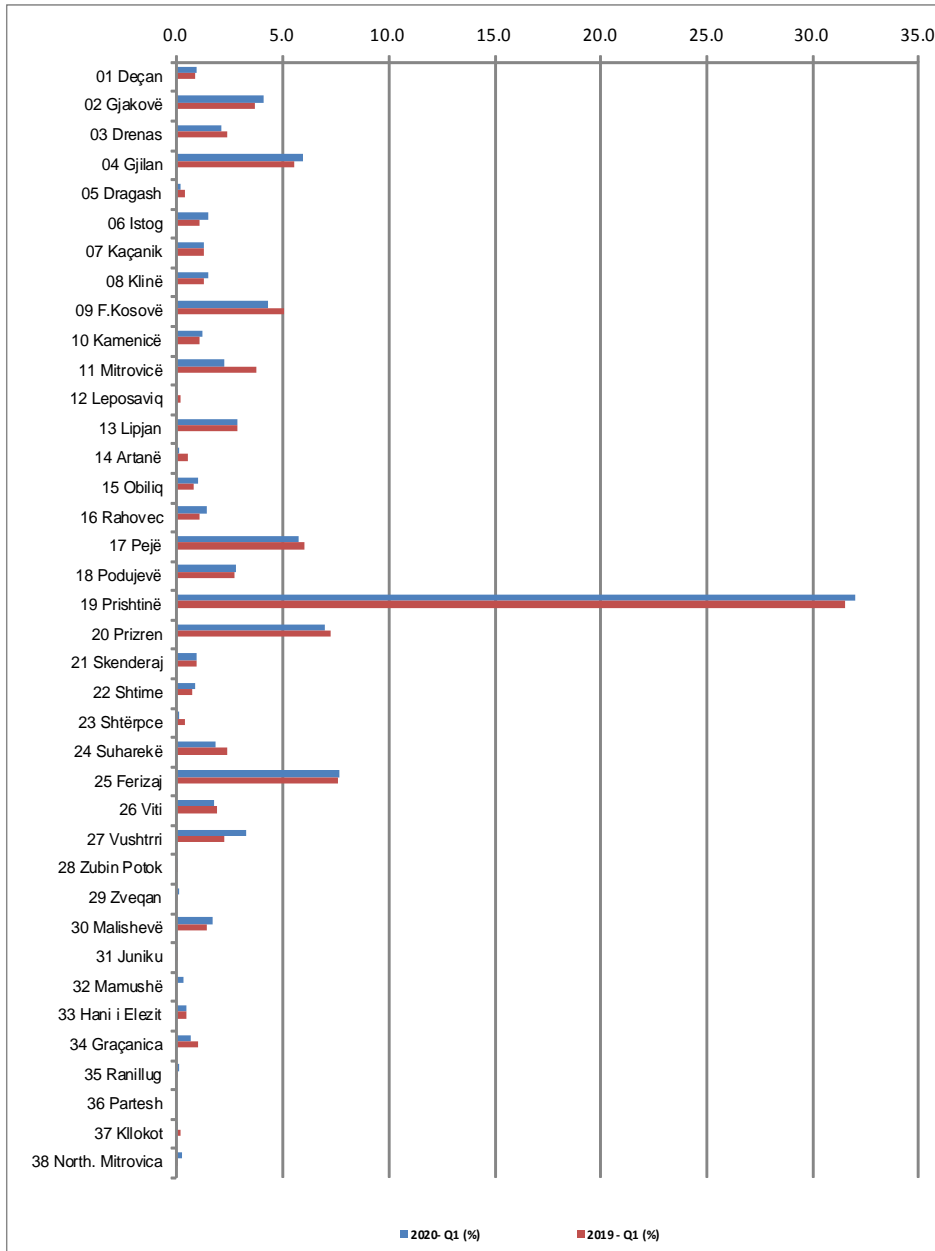


5 Number of registered enterprises by municipality

Table 5. Number of registered enterprises by municipality and sector of economic activity in Q1 2020

Municipality	Sector of economic activity																			
	A	B	C	D	E	F	G	H	I	J	K	L	M	N	O	P	Q	R	S	
Code and name	Total	Agriculture, forestry and fishing	Mining and quarrying	Manufacturing	Electricity, gas, steam and air conditioning supply	Water supply, sewage, waste management and remediation activities	Construction	Wholesale and retail trade, repair of motor vehicles and motorcycles	Transportation and storage	Accommodation and food service activities	Information and communication	Financial and insurance activities	Real estate activities	Professional, scientific and technical activities	Administrative and support service activities	Public administration and protection: compulsory social protection	Education	Human health and social work activities	Arts, entertainment and recreation	Other service activities
	2311	-	-	363	6	5	213	590	85	270	137	15	22	225	133	5	34	58	41	109
01 Deçan	22	-	-	2	-	1	5	6	-	3	-	1	1	2	1	-	-	-	-	-
02 Gjakovë	96	-	-	18	1	-	8	29	1	17	2	2	-	2	5	-	1	4	2	4
03 Drenas	49	-	-	11	-	-	8	12	2	4	-	-	-	-	2	-	-	2	-	6
04 Gjilan	139	-	-	21	1	-	15	34	6	17	3	3	-	18	7	-	2	4	3	5
05 Dragash	5	-	-	3	-	-	1	-	-	-	-	-	-	-	-	-	-	-	-	1
06 Istog	36	-	-	8	-	-	9	4	1	3	1	-	2	3	2	-	2	-	-	1
07 Kaçanik	31	-	-	7	-	-	6	10	1	2	1	-	-	1	1	1	-	-	1	-
08 Klinë	36	-	-	4	-	-	8	7	1	6	-	1	-	2	2	-	-	1	3	1
09 F.Kosovë	101	-	-	20	-	-	11	23	6	9	3	-	1	5	6	-	5	5	2	5
10 Kamenicë	29	-	-	7	-	-	2	10	1	5	1	-	-	-	-	-	-	-	3	-
11 Mitrovicë	53	-	-	9	-	-	7	13	-	7	2	-	-	6	4	-	-	1	2	2
12 Leposaviq	2	-	-	-	-	-	1	1	-	-	-	-	-	-	-	-	-	-	-	-
13 Lipjan	67	-	-	9	-	-	9	12	12	9	3	-	-	5	4	-	-	2	1	1
14 Artanë	3	-	-	2	-	-	-	1	-	-	-	-	-	-	-	-	-	-	-	-
15 Obiliq	24	-	-	6	-	-	4	6	-	4	-	-	-	-	-	-	-	1	-	3
16 Rahovec	34	-	-	7	-	-	6	8	1	2	3	-	-	1	1	-	1	1	-	3
17 Pejë	133	-	-	23	-	-	11	38	5	22	2	-	-	16	6	-	1	3	1	5
18 Podujevë	66	-	-	11	-	-	6	22	5	10	4	-	-	2	3	-	-	-	-	3
19 Prishtinë	741	-	-	58	2	-	36	176	24	73	79	5	14	123	55	3	15	25	11	42
20 Prizren	162	-	-	34	2	1	11	48	3	28	2	-	-	14	4	1	-	4	1	9
21 Skenderaj	22	-	-	3	-	-	4	6	1	2	1	-	-	3	-	-	1	-	-	1
22 Shtime	21	-	-	4	-	-	1	8	-	3	1	-	-	1	-	-	-	-	2	1
23 Shtërpce	3	-	-	-	-	-	-	3	-	-	-	-	-	-	-	-	-	-	-	-
24 Suharekë	44	-	-	10	-	-	3	10	2	3	5	1	1	2	3	-	2	-	1	1
25 Ferizaj	178	-	-	42	-	-	9	52	4	18	11	-	-	9	14	-	2	3	7	7
26 Viti	41	-	-	4	-	1	9	11	-	4	1	2	1	2	3	-	-	-	-	3
27 Vushtrri	77	-	-	23	-	1	7	14	3	8	7	-	1	4	6	-	1	1	-	1
28 Zubin Potok	2	-	-	2	-	-	-	-	-	-	-	-	-	-	-	-	-	-	-	-
29 Zveçan	3	-	-	-	-	-	1	1	-	-	-	-	-	-	1	-	-	-	-	-
30 Malishevë	40	-	-	6	-	1	10	9	2	5	-	-	1	1	3	-	1	-	1	-
31 Juniku	1	-	-	-	-	-	-	1	-	-	-	-	-	-	-	-	-	-	-	-
32 Mamushë	9	-	-	3	-	-	-	3	-	2	-	-	-	-	-	-	-	-	-	1
33 Hani i Elezit	12	-	-	2	-	-	1	4	2	1	-	-	-	1	-	-	-	-	-	1
34 Graçanica	17	-	-	2	-	-	3	3	2	4	-	-	-	1	-	-	-	1	-	1
35 Ranillug	3	-	-	2	-	-	-	1	-	-	-	-	-	-	-	-	-	-	-	-
36 Partesh	-	-	-	-	-	-	-	-	-	-	-	-	-	-	-	-	-	-	-	-
37 Klokot	2	-	-	-	-	-	-	2	-	-	-	-	-	-	-	-	-	-	-	-
38 North. Mitrovica	7	-	-	-	-	-	1	2	-	1	1	-	-	1	-	-	-	-	-	1

Graph 6. Structure of registered enterprises by municipality in Q1 2020



6 Registered individual and non-individual enterprises

Table 6. Number of registered individual enterprises by municipality and sector of economic activity in Q1 2020

Municipality	Sector of economic activity																			
	A	B	C	D	E	F	G	H	I	J	K	L	M	N	O	P	Q	R	S	
Code and name	Total																			
	885	-	-	177	1	1	60	189	44	131	43	4	5	77	35	-	10	22	22	64
01 Deçan	9	-	-	1	-	-	1	3	-	2	-	-	-	1	1	-	-	-	-	-
02 Gjakovë	65	-	-	11	-	-	5	18	1	15	2	2	-	2	1	-	1	2	1	4
03 Drenas	34	-	-	9	-	-	6	8	-	1	3	-	-	-	2	-	-	-	-	5
04 Gjilan	51	-	-	11	-	-	2	8	5	6	-	-	-	7	2	-	1	3	2	4
05 Dragash	4	-	-	3	-	-	-	-	-	-	-	-	-	-	-	-	-	-	-	1
06 Istog	18	-	-	3	-	-	4	2	1	3	-	-	2	1	-	-	1	-	-	1
07 Kaçanik	17	-	-	2	-	-	4	6	-	2	-	-	-	1	1	-	-	-	1	-
08 Klinë	12	-	-	1	-	-	1	4	-	1	-	-	-	1	-	-	-	1	2	1
09 F.Kosovë	27	-	-	5	-	-	7	4	3	2	-	-	-	1	-	-	1	1	1	2
10 Kamenicë	23	-	-	7	-	-	1	7	1	4	1	-	-	-	-	-	-	-	2	-
11 Mitrovicë	24	-	-	4	-	-	2	6	-	4	1	-	-	3	1	-	-	-	2	1
12 Leposaviq	-	-	-	-	-	-	-	-	-	-	-	-	-	-	-	-	-	-	-	-
13 Lipjan	36	-	-	5	-	-	4	3	12	4	1	-	-	5	2	-	-	-	-	-
14 Artanë	2	-	-	2	-	-	-	-	-	-	-	-	-	-	-	-	-	-	-	-
15 Obiliq	10	-	-	2	-	-	1	2	-	3	-	-	-	-	-	-	-	-	-	2
16 Rahovec	22	-	-	6	-	-	2	5	-	2	2	-	-	-	1	-	-	1	-	3
17 Pejë	65	-	-	10	-	-	5	13	3	17	1	-	-	9	2	-	1	1	1	2
18 Podujevë	34	-	-	8	-	-	1	6	4	7	3	-	-	-	2	-	-	-	-	3
19 Prishtinë	128	-	-	12	-	-	4	27	4	10	10	-	2	22	8	-	3	9	2	15
20 Prizren	86	-	-	19	1	-	5	17	1	19	1	-	-	8	4	-	-	3	1	7
21 Skenderaj	15	-	-	2	-	-	3	4	-	2	-	-	-	2	-	-	1	-	-	1
22 Shtime	15	-	-	3	-	-	-	4	-	3	1	-	-	1	-	-	-	-	2	1
23 Shtërpce	2	-	-	-	-	-	-	2	-	-	-	-	-	-	-	-	-	-	-	-
24 Suharekë	18	-	-	4	-	-	-	3	1	2	3	1	-	1	1	-	-	-	1	1
25 Ferizaj	70	-	-	23	-	-	1	17	3	4	5	-	-	5	4	-	1	-	3	4
26 Viti	20	-	-	3	-	-	3	7	-	1	-	1	-	2	1	-	-	-	-	2
27 Vushtrri	36	-	-	10	-	-	2	3	2	6	6	-	1	3	1	-	-	1	-	1
28 Zubin Potok	-	-	-	-	-	-	-	-	-	-	-	-	-	-	-	-	-	-	-	-
29 Zveqan	1	-	-	-	-	-	-	1	-	-	-	-	-	-	-	-	-	-	-	-
30 Malishevë	12	-	-	5	-	1	-	1	-	3	-	-	-	-	1	-	-	-	1	-
31 Juniku	-	-	-	-	-	-	-	-	-	-	-	-	-	-	-	-	-	-	-	-
32 Mamushë	5	-	-	2	-	-	-	-	-	2	-	-	-	-	-	-	-	-	-	1
33 Hani i Elezit	9	-	-	2	-	-	1	2	1	1	-	-	-	1	-	-	-	-	-	1
34 Graçanicë	6	-	-	1	-	-	1	-	1	3	-	-	-	-	-	-	-	-	-	-
35 Ranillug	2	-	-	1	-	-	-	1	-	-	-	-	-	-	-	-	-	-	-	-
36 Partesh	-	-	-	-	-	-	-	-	-	-	-	-	-	-	-	-	-	-	-	-
37 Klokot	-	-	-	-	-	-	-	-	-	-	-	-	-	-	-	-	-	-	-	-
38 North. Mitrovicë	7	-	-	-	-	-	1	2	-	1	1	-	-	1	-	-	-	-	-	1

Statistical Repertoire of Economic Enterprises in Kosovo, Q1 2020

Table 7. Number of registered non-individual enterprises by municipality and sector of economic activity in Q1 2020

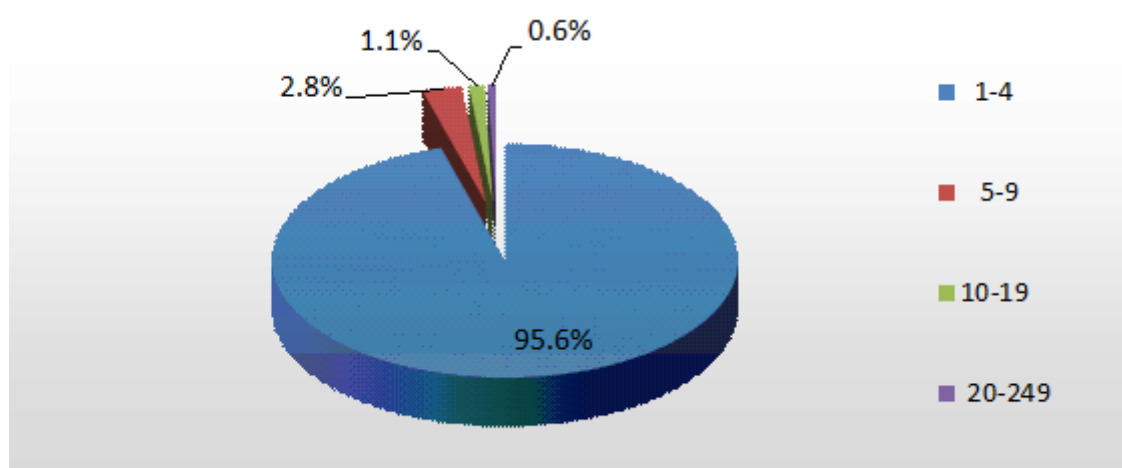
Municipality	Sector of economic activity																			
	Agriculture, forestry and fishing	Mining and quarrying	Manufacturing	Electricity, gas, steam and air conditioning supply	Water supply, sewage, waste management and remediation activities	Construction	Wholesale and retail trade, repair of motor vehicles and motorcycles	Transportation and storage	Accommodation and food service activities	Information and communication	Financial and insurance activities	Real estate activities	Professional, scientific and technical activities	Administrative and support service activities	Public administration and protection: compulsory social protection	Education	Human health and social work activities	Arts, entertainment and recreation	Other service activities	
Code and name	Total	A	B	C	D	E	F	G	H	I	J	K	L	M	N	O	P	Q	R	S
	1426	0	0	186	5	4	153	401	41	139	94	11	17	148	98	5	24	36	19	45
01 Deçan	13	-	-	1	-	1	4	3	-	1	-	1	1	1	-	-	-	-	-	-
02 Gjakovë	31	-	-	7	1	-	3	11	-	2	-	-	-	-	4	-	-	2	1	-
03 Drenas	15	-	-	2	-	-	2	4	2	1	1	-	-	-	-	-	-	2	-	1
04 Gjilan	88	-	-	10	1	-	13	26	1	11	3	3	-	11	5	-	1	1	1	1
05 Dragash	1	-	-	-	-	-	1	-	-	-	-	-	-	-	-	-	-	-	-	-
06 Istog	18	-	-	5	-	-	5	2	-	-	1	-	-	2	2	-	1	-	-	-
07 Kaçanik	14	-	-	5	-	-	2	4	1	-	1	-	-	-	-	1	-	-	-	-
08 Klinë	24	-	-	3	-	-	7	3	1	5	-	1	-	1	2	-	-	-	1	-
09 F.Kosovë	74	-	-	15	-	-	11	16	2	6	1	-	1	4	6	-	4	4	1	3
10 Kamenicë	6	-	-	-	-	-	1	3	-	1	-	-	-	-	-	-	-	-	1	-
11 Mitrovicë	29	-	-	5	-	-	5	7	-	3	1	-	-	3	3	-	-	1	-	1
12 Leposaviq	2	-	-	-	-	-	1	1	-	-	-	-	-	-	-	-	-	-	-	-
13 Lipjan	31	-	-	4	-	-	5	9	-	5	2	-	-	-	2	-	-	2	1	1
14 Artanë	1	-	-	-	-	-	-	1	-	-	-	-	-	-	-	-	-	-	-	-
15 Obiliq	14	-	-	4	-	-	3	4	-	1	-	-	-	-	-	-	-	1	-	1
16 Rahovec	12	-	-	1	-	-	4	3	1	-	1	-	-	1	-	-	1	-	-	-
17 Pejë	68	-	-	13	-	-	6	25	2	5	1	-	-	7	4	-	-	2	-	3
18 Podujevë	32	-	-	3	-	-	5	16	1	3	1	-	-	2	1	-	-	-	-	-
19 Prishtinë	613	-	-	46	2	-	32	149	20	63	69	5	12	101	47	3	12	16	9	27
20 Prizren	76	-	-	15	1	1	6	31	2	9	1	-	-	6	-	1	-	1	-	2
21 Skenderaj	7	-	-	1	-	-	1	2	1	-	1	-	-	1	-	-	-	-	-	-
22 Shtime	6	-	-	1	-	-	1	4	-	-	-	-	-	-	-	-	-	-	-	-
23 Shtërpce	1	-	-	-	-	-	-	1	-	-	-	-	-	-	-	-	-	-	-	-
24 Suharekë	26	-	-	6	-	-	3	7	1	1	2	-	1	1	2	-	2	-	-	-
25 Ferizaj	108	-	-	19	-	-	8	35	1	14	6	-	-	4	10	-	1	3	4	3
26 Viti	21	-	-	1	-	1	6	4	-	3	1	1	1	-	2	-	-	-	-	1
27 Vushtrri	41	-	-	13	-	1	5	11	1	2	1	-	-	1	5	-	1	-	-	-
28 Zubin Potok	2	-	-	2	-	-	-	-	-	-	-	-	-	-	-	-	-	-	-	-
29 Zveçan	2	-	-	-	-	-	1	-	-	-	-	-	-	-	1	-	-	-	-	-
30 Malishevë	28	-	-	1	-	-	10	8	2	2	-	-	1	1	2	-	1	-	-	-
31 Juniku	1	-	-	-	-	-	-	1	-	-	-	-	-	-	-	-	-	-	-	-
32 Mamushë	4	-	-	1	-	-	-	3	-	-	-	-	-	-	-	-	-	-	-	-
33 Hani i Elezit	3	-	-	-	-	-	-	2	1	-	-	-	-	-	-	-	-	-	-	-
34 Graçanicë	11	-	-	1	-	-	2	3	1	1	-	-	-	1	-	-	-	1	-	1
35 Ranillug	1	-	-	1	-	-	-	-	-	-	-	-	-	-	-	-	-	-	-	-
36 Partesh	-	-	-	-	-	-	-	-	-	-	-	-	-	-	-	-	-	-	-	-
37 Kilokot	2	-	-	-	-	-	-	2	-	-	-	-	-	-	-	-	-	-	-	-
38 North. Mitrovica	-	-	-	-	-	-	-	-	-	-	-	-	-	-	-	-	-	-	-	-

7 Registered enterprises by sector of economic activity and number of employees

Table 8. Number of registered enterprises by sector of economic activity and number of employees in Q1 2020

Sector of economic activity	Total	Category of number of employees				
		1-4	5-9	10-19	20-249	250 +
Total	2311	2209	64	25	13	0
A Agriculture, forestry and fishing	-	-	-	-	-	-
B Mining and quarrying	-	-	-	-	-	-
C Manufacturing	363	348	6	6	3	-
D Electricity, gas, steam and air conditioning supply	6	6	-	-	-	-
E Water supply, sewage, waste management and remediation activities	5	4	-	1	-	-
F Construction	213	202	7	3	1	-
G Wholesale and retail trade, repair of motor vehicles and motorcycles	590	560	19	5	6	-
H Transport and storage	85	84	-	1	-	-
I Accommodation and food service activities	270	258	7	5	-	-
J Information and communication	137	126	9	1	1	-
K Financial and insurance activities	15	13	2	-	-	-
L Real estate activities	22	22	-	-	-	-
M Professional, scientific and technical activities	225	221	4	-	-	-
N Administrative and support service activities	133	128	3	1	1	-
O Public administration and defense	5	3	1	-	1	-
P Education	34	33	1	-	-	-
Q Human health and social work activities	58	52	4	2	-	-
R Arts, entertainment and recreation	41	41	-	-	-	-
S Other service activities	109	108	1	-	-	-

Graph 7. Structure of registered enterprises by category of number of employees, Q1 2020

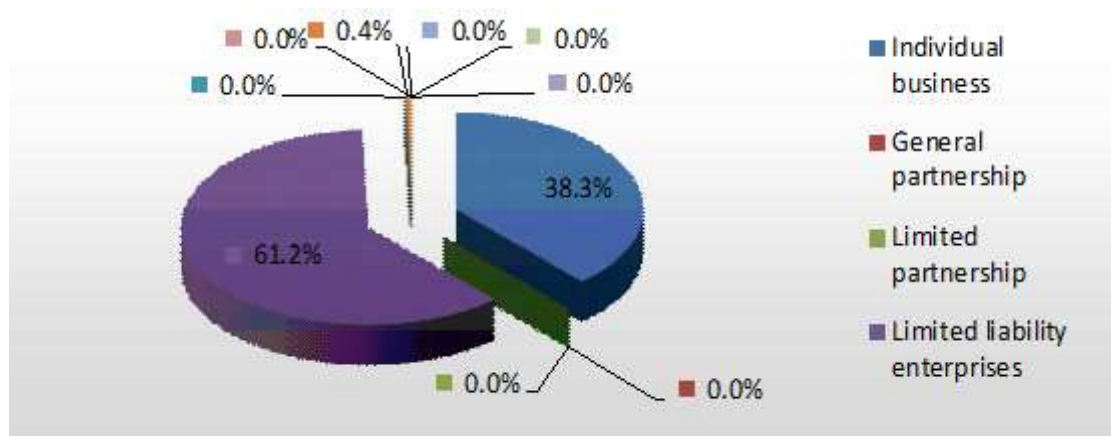


8 Registered enterprises by legal form

Table 9. Number of registered enterprises by sector of economic activity and legal form of organization in Q1 2020

Sector of economic activity	Legal form and organization										
	Total	Individual business	General partnership	Limited partnership	Limited liability enterprises	Shareholders	Foreign business organiz	Socially owned enterprise	Public enterprises	Agricultural Cooperatives	Other companies under the jurisdiction of KTA
Total	2311	885	-	-	1414	1	10	-	-	1	-
A Agriculture, forestry and fishing	-	-	-	-	-	-	-	-	-	-	-
B Mining and quarrying	-	-	-	-	-	-	-	-	-	-	-
C Manufacturing	362	177	-	-	185	-	-	-	-	-	-
D Electricity, gas, steam and air conditioning supply	7	1	-	-	4	-	1	-	-	1	-
E Water supply, sewage, waste management and remediation activities	5	1	-	-	4	-	-	-	-	-	-
F Construction	213	60	-	-	149	-	4	-	-	-	-
G Wholesale and retail trade, repair of motor vehicles and motorcycles	590	189	-	-	399	-	2	-	-	-	-
H Transport and storage	85	44	-	-	41	-	-	-	-	-	-
I Accommodation and food service activities	270	131	-	-	139	-	-	-	-	-	-
J Information and communication	137	43	-	-	94	-	-	-	-	-	-
K Financial and insurance activities	15	4	-	-	10	1	-	-	-	-	-
L Real estate activities	22	5	-	-	17	-	-	-	-	-	-
M Professional, scientific and technical activities	225	77	-	-	146	-	2	-	-	-	-
N Administrative and support service activities	133	35	-	-	97	-	1	-	-	-	-
O Public administration and defense	5	-	-	-	5	-	-	-	-	-	-
P Education	34	10	-	-	24	-	-	-	-	-	-
Q Human health and social work activities	58	22	-	-	36	-	-	-	-	-	-
R Arts, entertainment and recreation	41	22	-	-	19	-	-	-	-	-	-
S Other service activities	109	64	-	-	45	-	-	-	-	-	-

Graph 8. Registered enterprises by legal form of organization in Q1 2020

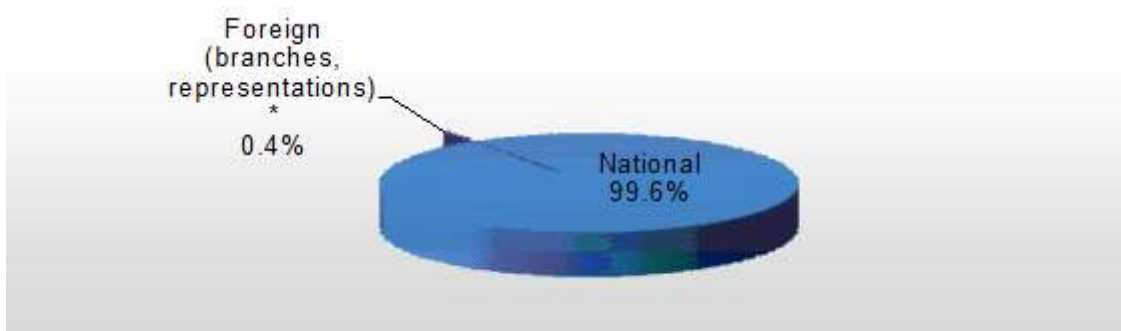


9 Registered enterprises by origin of capital

Table 10. Number of registered enterprises by origin of capital in Q1 2020

Category of number of employees	Total		Foreign (branches, representations)*		National	
	2311	100%	10	100,0%	2301	100%
1-4	2.209	95,6%	9	90,0%	2200	95,6%
5-9	64	2,8%	-	0,0%	64	2,8%
10-19	25	1,1%	-	0,0%	25	1,1%
20-249	13	0,6%	1	10,0%	12	0,5%
250+	-	0,0%	-	-	0	0,0%

Graph 9. Structure of registered enterprises by origin of capital in Q1 2020



Note: The sign "***" indicates that we are dealing only with foreign businesses defined in page 8 (Foreign businesses as defined by KBRA).

Table 4. Number of registered enterprises by type of ownership in Q1 2020

Total	National	Foreign and joint**		
		Total	Joint (Local + Foreign)	Foreign (branches, representations)*
2311	2301	10	0	10

Graph 10. Structure of registered enterprises by type of ownership in Q1 2020



Note: The sign "***" in Table 11 and Graph 10 shows that we are dealing with a broader concept of definition of the origin of capital or ownership (registered enterprises with foreign and joint ownership).

10 Terminated enterprises

Table 52. Number of terminated enterprises by municipality and sector of economic activity in Q1 2020

Municipality	Sector of economic activity																			
	Agriculture, forestry and fishing	Mining and quarrying	Manufacturing	Electricity, gas, steam and air conditioning supply	Water supply, sewage, waste management and remediation activities	Construction	Wholesale and retail trade, repair of motor vehicles and motorcycles	Transportation and storage	Accommodation and food service activities	Information and communication	Financial and insurance activities	Real estate activities	Professional, scientific and technical activities	Administrative and support service activities	Public administration and protection: compulsory social protection	Education	Human health and social work activities	Arts, entertainment and recreation	Other service activities	
Code and name	Total	A	B	C	D	E	F	G	H	I	J	K	L	M	N	O	P	Q	R	S
	430	29	-	43	-	-	42	146	32	20	34	-	1	22	14	-	4	11	4	28
01 Deçan	5	1	-	-	-	-	1	2	-	-	-	-	-	-	-	-	-	-	1	-
02 Gjakovë	38	2	-	3	-	-	2	18	3	1	3	-	-	1	-	-	-	2	1	2
03 Glogoc	6	-	-	-	-	-	-	4	-	-	-	-	-	1	-	-	-	1	-	-
04 Gjilan	35	1	-	4	-	-	1	16	2	1	2	-	-	-	2	-	1	2	-	3
05 Dragash	7	-	-	2	-	-	-	1	1	-	1	-	-	-	1	-	-	-	-	1
06 Istog	4	2	-	-	-	-	-	-	-	-	-	-	1	-	1	-	-	-	-	-
07 Kaçanik	7	2	-	3	-	-	1	-	-	1	-	-	-	-	-	-	-	-	-	-
08 Klinë	9	-	-	1	-	-	-	2	3	-	1	-	-	-	-	-	-	1	-	1
09 F.Kosovë	9	-	-	2	-	-	1	1	4	-	-	-	-	1	-	-	-	-	-	-
10 Kamenicë	11	3	-	1	-	-	-	6	1	-	-	-	-	-	-	-	-	-	-	-
11 Mitrovicë	32	2	-	2	-	-	6	12	4	-	1	-	-	1	-	-	-	1	-	3
12 Leposaviq	-	-	-	-	-	-	-	-	-	-	-	-	-	-	-	-	-	-	-	-
13 Lipjan	11	-	-	-	-	-	2	2	2	1	1	-	-	1	-	-	-	-	-	2
14 Novobërdë	2	-	-	1	-	-	-	-	-	-	-	-	-	-	1	-	-	-	-	-
15 Obiliq	5	-	-	-	-	-	2	2	-	-	-	-	-	-	-	-	-	-	-	1
16 Rahovec	4	-	-	-	-	-	-	2	-	-	-	-	-	-	-	-	-	-	-	2
17 Pejë	21	1	-	4	-	-	1	7	-	2	4	-	-	1	1	-	-	-	-	-
18 Podujevë	13	-	-	2	-	-	2	4	-	1	3	-	-	-	-	-	-	-	-	1
19 Prishtinë	61	-	-	2	-	-	4	18	3	4	7	-	-	8	4	-	-	4	-	7
20 Prizren	39	-	-	4	-	-	3	15	4	2	5	-	-	4	1	-	-	-	-	1
21 Skenderaj	16	6	-	2	-	-	4	2	1	-	-	-	-	-	-	-	1	-	-	-
22 Shtime	5	1	-	1	-	-	-	2	-	1	-	-	-	-	-	-	-	-	-	-
23 Shtërpce	4	2	-	-	-	-	1	1	-	-	-	-	-	-	-	-	-	-	-	-
24 Suharekë	12	-	-	-	-	-	2	3	-	1	-	-	-	1	-	-	1	-	1	3
25 Ferizaj	24	-	-	1	-	-	3	10	1	2	2	-	-	-	2	-	1	-	1	1
26 Viti	11	2	-	2	-	-	2	3	1	-	-	-	-	1	-	-	-	-	-	-
27 Vushtrri	33	3	-	5	-	-	3	10	2	3	4	-	-	2	1	-	-	-	-	-
28 Zubin Potok	-	-	-	-	-	-	-	-	-	-	-	-	-	-	-	-	-	-	-	-
29 Zveçan	-	-	-	-	-	-	-	-	-	-	-	-	-	-	-	-	-	-	-	-
30 Malishevë	2	-	-	-	-	-	-	2	-	-	-	-	-	-	-	-	-	-	-	-
31 Juniku	-	-	-	-	-	-	-	-	-	-	-	-	-	-	-	-	-	-	-	-
32 Mamushë	-	-	-	-	-	-	-	-	-	-	-	-	-	-	-	-	-	-	-	-
33 Hani i Elezit	-	-	-	-	-	-	-	-	-	-	-	-	-	-	-	-	-	-	-	-
34 Graçanica	1	-	-	-	-	-	-	1	-	-	-	-	-	-	-	-	-	-	-	-
35 Ranillug	1	-	-	-	-	-	1	-	-	-	-	-	-	-	-	-	-	-	-	-
36 Partesh	-	-	-	-	-	-	-	-	-	-	-	-	-	-	-	-	-	-	-	-
37 Kllokot	-	-	-	-	-	-	-	-	-	-	-	-	-	-	-	-	-	-	-	-
38 North. Mitrovica	2	1	-	1	-	-	-	-	-	-	-	-	-	-	-	-	-	-	-	-

Kosovo Agency of Statistics

short description

Kosovo Agency of Statistics is a professional institution which deals with collection, processing and publication of official statistical data. As such acts since 1948 and has passed through several historical stages, structured according to state regulation of those times.

On 2 August 1999, the Agency has resumed his professional work (after nine years of interruption of all statistical series detrimental to the interest of Kosovo), as an independent institution under the Ministry of Public Administration. Since 12.12.2011 the Agency operates in the frames of the Prime Minister's Office. Office is funded by the Kosovo Consolidated Budget, but also by donors for specific projects and for technical professional support.

Kosovo Agency of Statistics acts according to the Law No. 04/L-036 which entered into force on 12.12.2011 and Amendment of Law No. 06/L-058 which entered into force on 17.01.2019 . Programme of Official Statistics 2018/2022 is in implementation for the development of statistical system in correlation with the European Union statistics (EUROSTAT).

Kosovo Agency of Statistics has this organizational structure: production departments; Department of Economic statistics, Department of National Accounts, Department of Agriculture and Environment statistics and Department of Social statistics. **Support Departments**; Department of Methodology and Information Technology, Department of Policy Planning, Coordination and Communication, Department of Census and survey and Department of Administration. **Within the Agency are also established Regional Offices**; Gjakove, Gjilan, Mitrovica, Peja, Prizren, Pristina and Ferizaj

In KAS are employed in total 156 workers, of whom 115 at the headquarters of the Agency, while in the Regional Offices, 41. Agency's educational qualifying structure is as follows: 123 with university education, 15 with with non-tertiary education, and 18 with secondary education.

We have professional and technical cooperation with all Ministries of the Government of Kosovo, especially with the Ministry of Economy and Finance, Central Bank of Kosovo, with international institutions, EUROSTAT, International Monetary Fund, World Bank, Sweden's SIDA, DFID, UNFPA, UNDP, UNVEF, and with the statistical institutions of the countries in the region.

Kosovo Agency of Statistics almost completely covers the territory of Kosovo, based on the statistical structure of the enumeration areas as the basic unit and sole in the country from which it gets first hand information. All surveys conducted in the field use the extension of the samples in these enumeration areas but also a statistical methodology according to international recommendations. During the collection of statistical data and reports from reporting entities are involved professionals, technicians, administrators, servants of the country offices, field enumerators from regional offices, etc.

In 2011, the project of Population Census , Households and Dwellings was successfully implemented, and in 2014 was successfully carried out the Agriculture Census. The result obtained from these censuses will have an important role in the development policies.

The mission of the Agency; to meet the needs of users with qualitative statistical data, objective, in time and space so that users have reliable base to conduct regular analysis in the interest of planning and project development at the municipal and country level. To support government institutions, scientific institutes, research academies, businesses in order to provide proper information for decision-makers and other users in Kosovo.

- **Address: KOSOVO AGENCY OF STATISTICS**
Street. "Zenel Salihu", No. 4, 10000 Pristina
- **Telephone: + 383 (0) 38 200 31 129**
- **CEO: + 383 (0) 38 200 31 112**
- **Fax: + 383 (0) 38 235 033**
- **E-mail: infoask@rks-gov.net**
- **Web: <http://ask.rks-gov.net>**