



Republika e Kosovës/
Republika Kosova/Republic of Kosovo
Qeveria - Vlada - Government

Zyra e Kryeministrit -Ured Premijera -Office of the Prime Minister
*Agjencia e Statistikave të Kosovës - Agencija za Statistike Kosova -
Kosovo Agency of Statistics*

Series 2: Agriculture and Environment Statistics

Municipal Waste Survey 2018



AGJENCIA E STATISTIKAVE TË KOSOVËS
AGENCIJA ZA STATISTIKE KOSOVA
KOSOVO AGENCY OF STATISTICS



Republika e Kosovës/Republika Kosova/Republic of Kosovo
Qeveria - Vlada - Government
Zyra e Kryeministrit -Ured Premijera -Office of the Prime Minister
Agjencia e Statistikave të Kosovës - Agencija za Statistike Kosova -
Kosovo Agency of Statistics

Series 2: Agriculture and Environment Statistics

Municipal Waste Survey 2018



Publisher: - Kosovo Agency of Statistics (KAS)

Publication date: November, 2019

© - Kosovo Agency of Statistics

Reproduction is authorized when source is indicated

More information is available on Internet

<http://ask.rks-gov.net>

F o r e w o r d

The Kosovo Agency of Statistics (KAS), the Department of Agriculture and Environment Statistics, has organized and conducted the Municipal Waste Survey in 2018 as a regular annual survey.

The purpose of this survey is to provide consistent statistical data for municipal waste sector in Kosovo.

The results presented in this publication provide an important source of statistics on the current state of this sector.

The methodology used for conducting the survey is in line with regulations and recommendations of the EU, including the Law on Waste in Kosovo 2005/02/L-30 and 2011/04-L-060.

KAS thanks GOPA expert, Volker Küchen (AGRUS GmbH, Berlin), for professional support.

Publication was prepared by:

Bajrush Qevani, Director of DAES
Haki Kurti, Head of Division of Environment Statistics
Flutura Shosholli, Officer of Environment Statistics

Suggestions, proposals and remarks for this publication are welcome and can be sent to: E- mail: agricultural@rks-gov.net

November, 2019

Chief Executive Officer, KAS
Isa Krasniqi

Symbols And Abbreviations

KAS	Kosovo Agency of Statistics
PMC	Public Municipal Companies
DtD	Door to Door
CH	Collective Housing /Dwelling
DAES	Department of Agriculture and Environment Statistics

Symbols

Kg/inhabitant	Kilograms per inhabitant
kg	Kilogram
t	Tons

List of Contents

	Page
Objective, methodology of the survey.....	5
Methodology	5
Field procedures	6
Definition	6
Results	7
Table 1	7
Table 2	8
Table.3.....	10
Table 4.....	12
Annex 1 Questionnaire.....	14

1. Objective, methodology of the survey

1.1 Objective

The objective of the Municipal Waste Survey 2018 is to provide statistical data on municipal waste for:

- Generation of municipal waste, and
- Treatment of municipal waste

It was also intended to provide a basis for monitoring municipal waste in the future in this sector.

1.2 Methodology

1.2.1 Scope of the survey

In June 2019 all methodological preparations for the implementation of MWS 2018 were made as follows:
From the KAS Business Register, a list of businesses was issued, preparation of questionnaire and guidelines.

In MWS 2018 are included all regional companies and all economic operators dealing with municipal waste management. MWS 2018 is comprised of 27 businesses (including 7 regional municipal waste management companies).

1.2.2 Field procedures

The MWS 2018 data is collected in the period July-August 2019.

In order to improve the quality of the Municipal Waste Survey data for 2018, unlike previous years, data were collected through a web application specially prepared for the implementation of the MWS.

The aforementioned application was prepared as the product of the pilot waste project PP.5.6 IPA 2015.

Data from the field were collected by KAS officials electronically via tablet. During the data collection period, the municipal waste management company managers were informed about the web application and its usage.

Data quality control was performed by the staff of the KAS environmental statistics division. Data validation was done in cooperation with the GOPA expert.

2. Definition

Municipal waste - waste from households, as well as waste from other activities which, due to their nature and composition, are similar to those of the household.

3. RESULTS OF THE MUNICIPAL WASTE SURVEY 2018

Table 1: Municipal waste collected in 2018

Collection place	Collected quantity	Population ¹	Collected waste	
Unit	1000/tons		kg/inhabitant s/year	kg/inhabitants/ day
Prishtina and region ²	110	493.058	223	0.61
Other regions	297	1.302.608	228	0.62
Total Kosovo	407	1.795.666	227	0.62

In Kosovo in 2018 a total of 407 thousand tons of municipal waste was collected.

Data from 2018 indicate that the average municipal waste collected in Kosovo was 227 kg per inhabitant per year or 0.62 kg of waste per inhabitant per day.

In Prishtina and its region, municipal waste collection was 0.61 kg per day per inhabitant.

In other regions of Kosovo, the amount of municipal waste generated per inhabitant per day was 0.62 kg (see Table 1).

In 2018, 76% of households were covered by the municipal waste collection system.

¹ KAS, Estimation of Kosovo Population in 2018 by municipality (published in June 2019)

² Prishtina, Obiliqi, Glllogoci, Fushë Kosova, Lipjani, Graçanica, Podujeva.

Table 2. Total amount of municipal waste collected by regions in the years 2012-2018.

Year	2012	2013	2014	2015	2016	2017	2018
Unit	in 1000 tons						
Prishtina and region	249	255	95	105	105	115	110
Other regions	358	320	152	214	289	294	297
Kosovo total	607	575	247	319	395	409	407
Unit	in kg / inhabitant,v						
Prishtina and region	515	517	193	214	221	235	223
Other regions	269	242	119	163	224	225	228
Kosovo total	334	317	140	177	223	228	227
Unit	In kg / inhabitant,d						
Prishtina and region	1.41	1.41	0.50	0.60	0.60	0.60	0.61
Other regions	0.70	0.66	0.30	0.50	0.61	0.61	0.62
Kosovo total	0.90	0.86	0.40	0.50	0.61	0.61	0.62

Municipal waste data collected from 2012 to 2018 indicate that waste accumulated by collection site has significant quantitative differences from year to year. This phenomenon is observed especially in the years 2012-2014. Also the collected data per inhabitant per year/kg indicate that more significant quantitative differences were observed from 2012-2014. While for the coming years there is no big difference.

The total amount of municipal waste collected in 2018 compared to 2017 was lower by 1%.

³ Since 2010, the quantity of municipal waste per inhabitant has been calculated on the basis of data from the Census 2011 (for 2010 preliminary data, and for 2011 final data). The high growth of municipal waste per inhabitant from 2009-2010 is the result of the data with the lowest number of population since 2011.

Graph 1. Municipal waste collection by regions in 2017/2018.

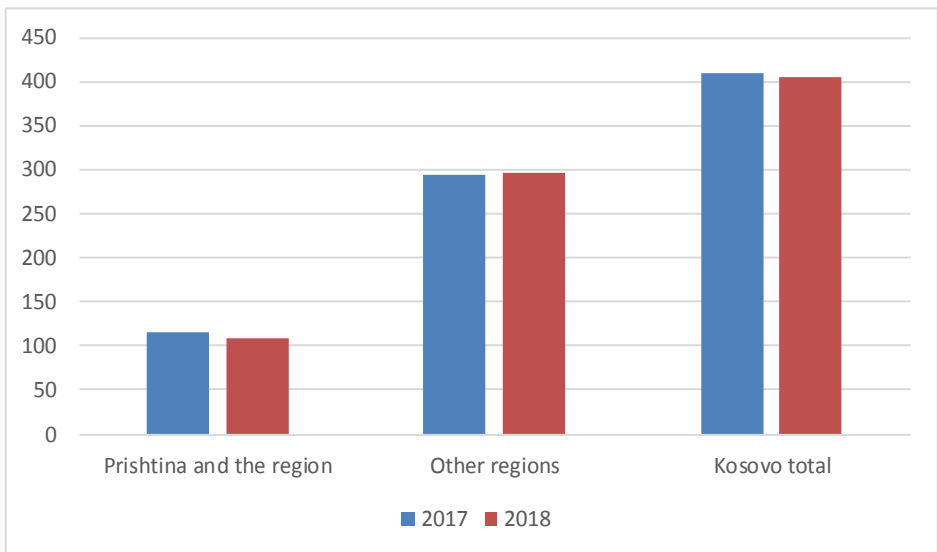


Table 3. Total amount of municipal waste collected by regions in 2018.

Collection place	Quantity collected	Population	Waste collected	
Unit	1000/Tons		kg/inhabitant/ year	kg/inhabitant/d ay
Prishtinë	110	493.058	223	0.61
Ferizaj	41	182.881	223	0.61
Gjakovë	30	201.303	147	0.40
Gjilan	33	164.007	203	0.56
Mitrovicë	66	224.929	292	0.80
Pejë	53	180.097	295	0.81
Prizren	74	349.391	213	0.58
Total Kosovo	407	1.795.666	227	0.62

Table 3 indicates the data of municipal waste collected by regions in 2018, and the table indicates that the largest amount of collected waste was in the Prishtina region, by 110 thousand tons per year, and 223 kg per inhabitant per year. Whereas the smallest amount of waste collected was in Gjakova region with 30 thousand tons per year, while the amount of waste collected per inhabitant was 147 kg.

Graph 2: Municipal waste collection per inhabitant by regions in 2018.

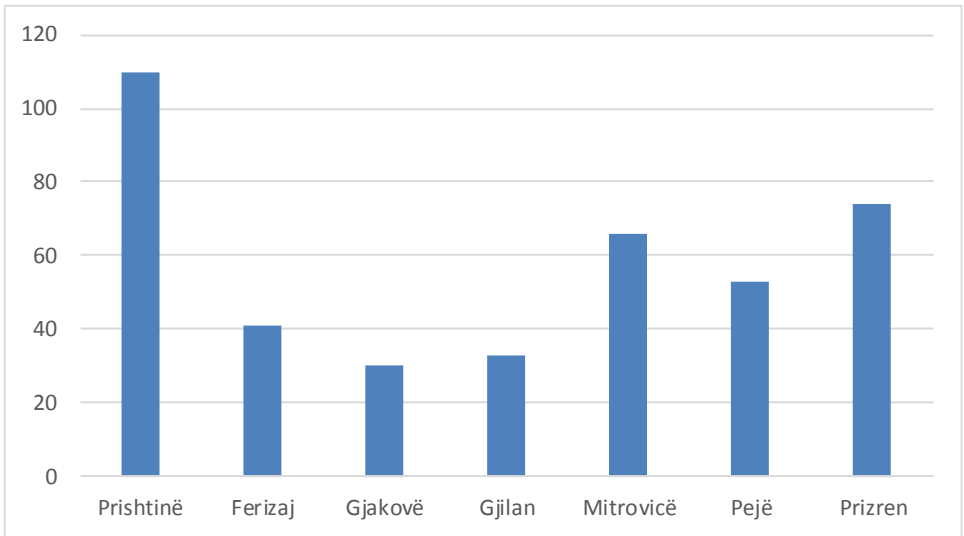


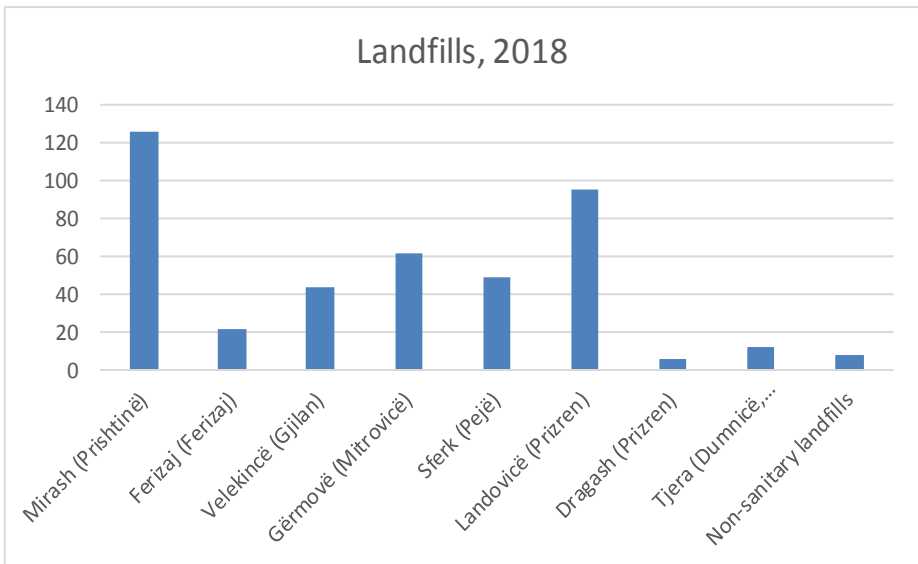
Table 4: Municipal waste disposed in sanitary and non-sanitary landfills in 2018.

Landfills	2018
	1000/tons
Mirash (Prishtinë)	126
Ferizaj (Ferizaj)	22
Velekincë (Gjilan)	44
Gërmovë (Mitrovicë)	62
Sferk (Pejë)	49
Landovicë (Prizren)	96
Dragash (Prizren)	6
Tjera (Dumnicë, Podujevë, Tupeq-Istog, Trokone)	13
Non-sanitary landfills	8
Total:	426

The total amount of waste disposed of in sanitary and non-sanitary landfills in 2018 was 426 thousand tons (see table 4).

The data from these landfills indicate that the largest amount of waste landfilled was in the Mirash landfill with 126 thousand tons of waste disposed per year, while the smallest amount of waste disposed was in Dragash landfill with only 6 thousand tons of waste disposed per year, while the total amount of waste disposed in non-sanitary landfills was 8 thousand tons.

Graph 3: Municipal waste collected in Kosovo landfills in 2018.



Annex 1 Qauesstionnaire

Cataloging in publication - (CIP)

National Library of Kosovo "Pjetër Bogdani"

628.54(496.51) "2018"(084.2)

Municipal Waste Survey: 2018 / this publication was prepared by: Bajrush Qevani, Haki Kurti, Flutura Shosholli - Prishtinë : Kosovo Agency of Statistics, 2019. - 13 f. : ilustr. ; 24 cm. - (Series 2: Agriculture and Environment Statistics)

1.Qevaai, Bajrush 2.Kurti, Haki 3.Shosholi, Flutura

ISBN 978-9951-22-611-0

Kosovo Agency of Statistics, a brief description

Kosovo Agency of Statistics is a professional institution which deals with collection, processing and publication of official statistical data. As such acts since 1948 and has passed through several historical stages, structured according to state regulation of those times. On 2 August 1999, the Agency has resumed his professional work (after nine years of interruption of all statistical series detrimental to the interest of Kosovo), as an independent institution under the Ministry of Public Administration. Since 12.12.2011 the Agency operates in the frames of the Prime Minister's Office. Office is funded by the Kosovo Consolidated Budget, but also by donors for specific projects and for technical professional support.

The mission of the Agency; to meet the needs of users with qualitative statistical data, objective, in time and space so that users have reliable base to conduct regular analysis in the interest of planning and project development at the municipal and country level. To support government institutions, scientific institutes, research academies, businesses in order to provide proper information for decision-makers and other users in Kosovo.

- **Address: Statistical Office of Kosovo, Str. Zenel Salihu,**
- **No. 4, Pristina**
- **Telephones: Head-Quarters: +383 (0) 38 200 31 104**
- **Director: +383 (0) 38 200 31 112**
- **Fax: +383 (0) 38 235 033**
- **E-mail: infoask@rks-gov.net**
- **Web-site: <http://ask.rks-gov.net>**
-

ISBN 978-9951-22-611-0



9 789951 226110