



Republika e Kosovës  
Republika Kosova-Republic of Kosovo  
*Qeveria - Vlada - Government*

Zyra e Kryeministrit -Ured Premijera -Office of the Prime Minister  
*Agjencia e Statistikave të Kosovës - Agencija za Statistike Kosova - Kosovo Agency of Statistics*

## Series 5: Social Statistics

# Health Statistics 2018







Republika e Kosovës  
Republika Kosova-Republic of Kosovo  
*Qeveria - Vlada - Government*

Zyra e Kryeministrit -Ured Premijera -Office of the Prime Minister  
*Agjencia e Statistikave të Kosovës - Agencija za Statistike Kosova - Kosovo Agency of Statistics*

## Series 5: Social Statistics

# Health Statistics 2018



Publisher: Kosovo Agency of Statistics (KAS)

Publication date: October, 2019

© - Kosovo Agency of Statistics

Reproduction is authorized when source is indicated

More information is available on Internet

<http://ask.rks-gov.net/>

## Foreword

Health Statistics publication provides information on health in the public sector and some data for the private sector. The data source is the Ministry of Health (MoH), the National Institute of Health (NIH) and the Association of Private Institutions in Kosovo.

This publication contains the following data:

Number of health institutions, the total number of employees in health by educational qualification and gender,  
Chambers of health workers in the Republic of Kosovo,  
Primary Health Care (PHC) by department and municipality,  
Activities of general hospitals in the Republic of Kosovo,  
Volume indicators of quality in general hospitals,  
Activities of the University Clinical Centre of Kosovo (UCCK),  
Basic indicators of hospitalization,  
Pre-clinical services,  
Malignant diseases, their number by age group, etc.  
Oncology services provided and the number of people affected with malignant diseases,  
TB patients,  
Infectious diseases,  
Health Insurance in Kosovo,  
Number of licensed private health institutions, and  
Activity of private hospitals.

This publication will serve as useful information in the field of health in Kosovo.

Avni Kastrati - Director of the Department of Social Statistics

This publication was prepared by:

Naime Rexhepi – Head of the Division of Social Statistics

Luljeta Selimi – Senior Officer for Health Statistics

Ahmet Cakolli – Design Officer

We invite all users of this publication to provide comments, remarks and suggestions at this address:  
[social@ks-gov.net](mailto:social@ks-gov.net)

Prishtina, October 2019

Chief Executive Officer, KAS  
Isa Krasniqi

## HEALTH STATISTICS

Data description: Data on the number of employees in health institutions by gender, age, qualifications and nationality. Data on morbidity in Primary Family Medicine Centers (PFMC), number of visits to Primary Health Care (PHC), the number of hospitalizations in Kosovo hospitals, number of operations, number of births, medications and illnesses. Primary Health Care Indicators at PHCs by departments and municipalities, Regional Hospital activities and University Clinical Center of Kosovo (UCCK), quality volume indicators in regional hospitals.

Geographical comparability: At country and regional level.

Data sources: Health institutions, UCHSK Directorate, Ministry of Health, National Institute of Public Health, Association of Private Institutions in Kosovo.

Central Bank of Kosovo, Ministry of Kosovo Security Forces (KSF) and Corporations.

Coverage: Serial data is available from 2004 on an annual basis.

Frequency of data collection: Annual.

## List of Abbreviations and Symbols

KAS	-	Kosovo Agency of Statistics
MoH	-	Ministry of Health
UCHSK	-	University and Clinical Hospital Service of Kosovo
FMC	-	Family Medicine Center
UCCK	-	University Clinical Center of Kosovo
UDCC	-	University Dentistry Clinical Center
CHA	-	County Health Authority
NIPH	-	National Institute of Public Health
RPHI	-	Regional Public Health Institute
MHC	-	Mental Health Center
CFDFM	-	Center for the Development of Family Medicine
PHC	-	Primary Health Care
-	-	Data not available
BD	-	Board of Directors
MF	-	Ministry of Finance
AFSH	-	Health Financing Agency
NCPS	-	National Center for Sports Medicine
NBTC	-	National Blood Transfusion Center
NTC	-	National Telemedicine Center
GH	-	General Hospital
MHCHCI	-	Mental Health Centers with Homes for Community Integration
CIRCPS	-	Center for Integration and Rehabilitation of Chronic Psychiatric Sickness
KSF	-	Kosovo Security Force
CPh	-	Central Pharmacy

## List of Contents

	Page
<b>HEALTH STATISTICS</b> .....	2
Tab .1. Gender structure of employees in public health institutions in Kosovo .....	7
Tab. 2. Structure of education qualification in public health institutions .....	8
Tab. 3. Chambers of health workers in the Republic of Kosovo .....	9
<b>PRIMARY HEALTHCARE</b> .....	11
Tab. 4. Staff in FMC in Kosovo .....	12
Tab. 5. Visits to Primary Health Care .....	13
Tab. 6. Total number of visits in Primary Health Care .....	14
<b>GENERAL HOSPITALS</b> .....	15
Tab. 7. Staff in general hospitals .....	16
Tab. 8. Activity of general hospitals .....	17
Tab. 9. Number of operated patients in general hospitals .....	18
Tab. 10. Outpatient visits to general hospitals .....	19
<b>UNIVERSITY AND CLINICAL HOSPITAL SERVICE</b> .....	21
Tab. 11. Kosovo University Center Clinics - staff .....	22
Tab. 12. UCCK activities .....	23
Tab .13. Outpatient visits in the University Clinical Centre of Kosovo .....	24
Tab. 14. Number of deaths in UCCK clinics .....	25
Tab. 15. Number of services provided by the University Dental Clinic Center of Kosovo .....	26
Tab. 16. Radiological services provided in all public hospitals of Kosovo .....	27
Tab. 17. Number of dialysis realized by years .....	28
Tab. 18. Laboratory services .....	30
Tab. 19. Invasive Cardiac Surgery and Cardiology .....	31
Tab. 20. Births in public hospitals .....	32
Tab. 21. Comparisons of the number of children born in public hospitals .....	33
Tab. 22. Services provided by the Mental Health Professional Centers .....	34
Tab. 23. New cases reported for malignant and benign diseases in 2018 .....	35
Tab. 24. Affected by malignant and benign diseases by age and gender .....	36
Tab. 25. Number of people affected by malignant and benign diseases by municipality .....	37
Tab. 26. Institutions that identified those with malignant and benign diseases .....	38



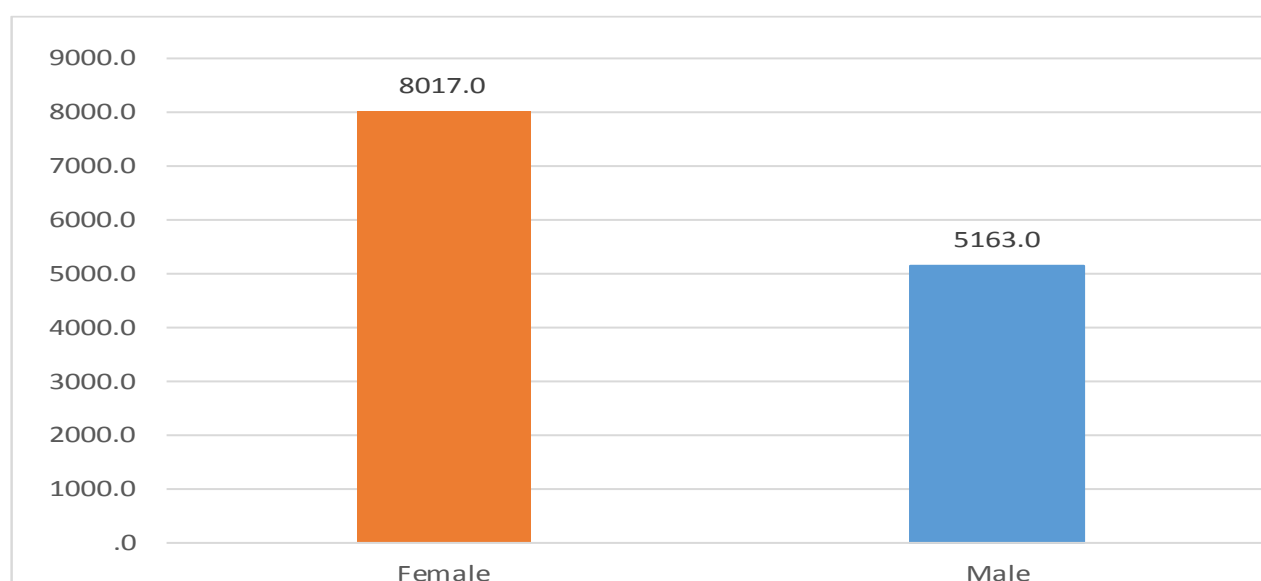
	Page
Tab. 27. Affected by malignant and benign diseases in 2012 - 2018.....	39
<b>CONTAGIOUS DISEASES .....</b>	<b>41</b>
Tab. 28. Affected by TBC (tuberculosis) by municipality .....	42
Tab. 29. Cases of TBC by age group .....	43
Tab. 30. All new and repeated cases .....	43
Tab. 31. Patients with TBC by type .....	44
Tab. 32. Patients with TBC by gender .....	44
Tab. 33. The trend of infectious diseases and their incidence in Kosovo in 2017 and 2018 .....	45
Tab. 34. Cases of infectious diseases in Kosovo .....	46
Tab. 35. Sexually transmitted diseases .....	47
Tab. 36. Cases of deaths by infectious disease, 2018 .....	48
Tab. 37. Rate of inclusion with regular vaccines in 2018 .....	49
<b>LICENSED PRIVATE INSTITUTIONS AND .....</b>	<b>51</b>
<b>PRIVATE INSURANCE .....</b>	<b>51</b>
Tab. 38. Private hospitals and their types.....	52
Tab. 39. Licensed private institutions .....	53
Tab. 40. Private insurance in Kosovo .....	55



**Tab .1. Gender structure of employees in public health institutions in Kosovo**

Health institutions	Number of employees	Female	Male
University and Clinical Hospital Service	7.076	4.599	2.477
Family Medicine Centers	5.511	3.080	2.431
Mental health services	254	147	107
Dentistry Clinical Center	177	97	80
Ministry of Health	162	94	68
<b>Total</b>	<b>13.180</b>	<b>8.017</b>	<b>5.163</b>

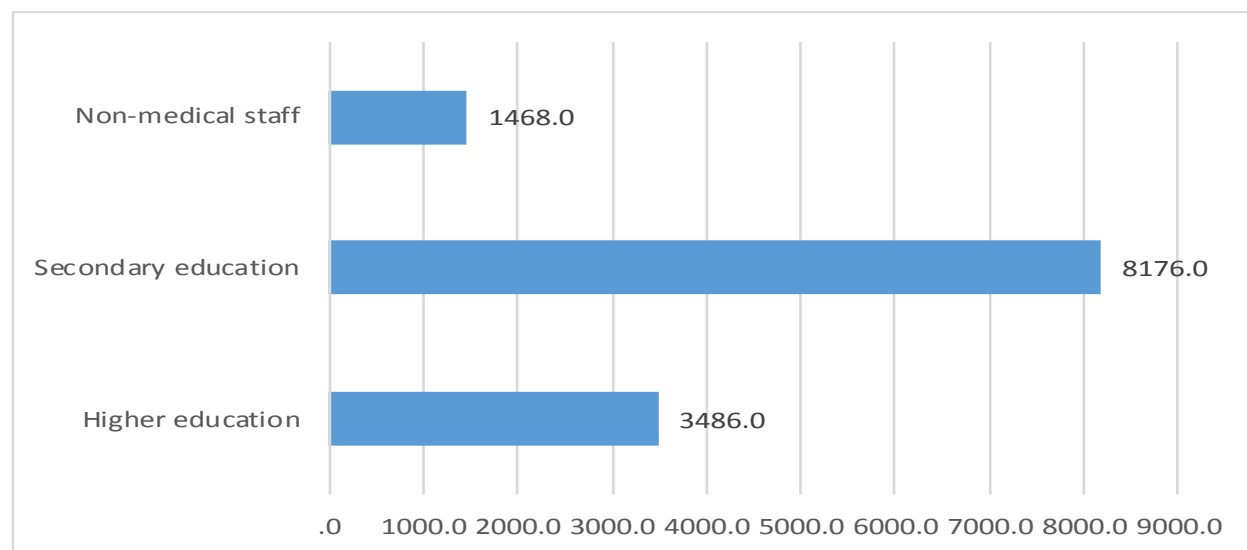
**Graph 1. Gender structure of employees in health institutions**



**Tab. 2. Structure of education qualification in public health institutions**

Health institutions	Total	Level of education		Non-medical staff
		Superior	Upper secondary education (nursing)	
University and Clinical Hospital Service	7.076	1.562	4.239	1.275
Family Medicine Centers	5.511	1.677	3.712	122
Mental health services	254	26	192	36
Dentistry Clinical Center	177	79	78	20
Ministry of Health	162	142	5	15
<b>Total</b>	<b>13.180</b>	<b>3.486</b>	<b>8.226</b>	<b>1.468</b>

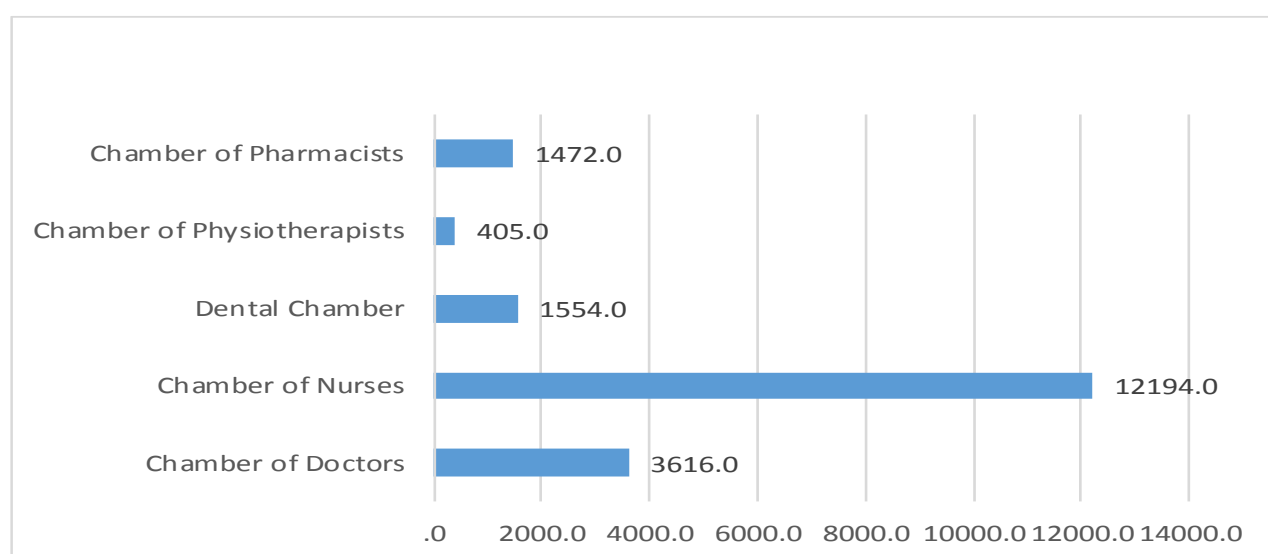
**Graph. 2. Structure of education qualification in public health institutions**



**Tab. 3. Chambers of health workers in the Republic of Kosovo**

Chamber	Total	Female	Male
Chamber of Doctors	3.616	1.586	2.030
Chamber of Nurses	12.194	9.873	2.321
Dental Chamber	1.554	663	891
Chamber of Physiotherapists	405	247	158
Chamber of Pharmacists	1.472	1.072	400
<b>Total</b>	<b>19.241</b>	<b>13.441</b>	<b>5.800</b>

**Graph. 3. Licensed health workers**





## **PRIMARY HEALTHCARE**

Tab. 4. Staff in FMC in Kosovo

Municipality	Total	Physicians	Dentists	Nurses	Pharmacists	Health associates and non-medical workers
Deçan	125	30	6	75	-	14
Gjakovë	306	60	15	200	1	30
Glllogovc	181	37	3	108	1	32
Gjilan	282	68	8	156	1	49
Dragash	103	19	6	53	1	24
Istog	124	33	6	56	1	28
Kaçanik	106	24	2	62	-	18
Klinë	192	36	4	90	1	61
Fushë Kosovë	100	24	5	49	-	22
Kamenicë	146	21	5	83	1	36
Mitrovicë	258	43	12	141	1	61
Lipjan	229	56	8	128	1	36
Novobërdë	18	3	1	8	-	6
Obiliq	101	23	5	54	1	18
Rahovec	129	21	6	73	-	29
Pejë	349	72	25	200	1	51
Podujevë	246	55	7	132	-	52
Prishtinë	731	181	98	367	1	84
Prizren	475	92	39	270	1	73
Skenderaj	185	32	6	107	1	39
Shtime	86	20	5	45	-	16
Shtërpçë	19	2	1	10	1	5
Suharekë	155	29	8	89	-	29
Ferizaj	306	54	23	178	1	50
Viti	142	33	3	86	1	19
Vushtrri	205	35	8	130	1	31
Malishevë	122	22	2	78	1	19
Junik	28	5	2	17	1	3
Mamushë	27	6	1	16	2	2
Hani i Elezit	28	5	-	19	1	3
Partesh	7	-	-	6	-	1
Ranilluk	-	-	-	-	-	-
Graçanicë	-	-	-	-	-	-
Klokot	-	-	-	-	-	-
<b>Total</b>	<b>5.511</b>	<b>1.141</b>	<b>320</b>	<b>3.086</b>	<b>23</b>	<b>941</b>



Tab. 5. Visits to Primary Health Care

FMC	Family medicine	Interventions, services	Laboratory	Other dental services
Deçan	69.039	327.042	163.473	14.960
Dragash	35.667	8.399	11521	6.331
Glllogovc	106.846	128.064	88723	15.059
Ferizaj	249.388	508.323	77.333	57.627
Fushë Kosovë	123.762	247.834	46.426	14.906
Gjakova	159.966	200.834	5.169	82.701
Gjilani	177.362	351.367	25.113	16.553
Hani I Elezit	26.988	22.093	2.254	357
Istogu	33.599	27.441	34.997	5.358
Juniku	14.284	16.147	2.011	3.211
Kaçaniku	77.256	94.713	3.567	2.760
Kamenica	36.289	191.142	83.466	6.055
Klina	66.210	80.566	10.524	4.223
Lipjan	253.635	207.225	22.576	9.055
Malishevë	66.887	92.588	20.222	8.416
Mamusha	12.984	3.067	1.163	1.008
Mitrovica	131.660	24.125	468.492	79.923
Novobërdë	4.331	1.963	604	588
Obiliq	49.944	136.812	14.870	4.292
Peja	165.328	113.194	155.300	4.466
Podujevë	295.595	211.439	158.988	12.624
Prishtinë	1.089.978	601.780	880.781	218.601
Prizren	311.544	156.661	36.137	36.000
Rahovec	133.747	124.102	3.387	11.422
Shtime	61.252	111.835	2.609	883
Shterpcës	3.129	4.032	2.733	732
Skenderaj	56.806	65.805	140.894	5.663
Suharekë	59.083	161.221	14.360	7.745
Viti	112.425	103.194	11.222	4.466
Vushtrri	151.404	259.414	177.065	47.148
<b>Total</b>	<b>4.136.388</b>	<b>4.582.422</b>	<b>2.665.980</b>	<b>683.133</b>

Tab. 6. Total number of visits in Primary Health Care

Municipality	Specialist visits
Deçan	69.039
Dragashi	35.667
Glllogovc	106.846
Ferizaji	249.388
Fushë Kosovë	123.762
Gjakova	159.966
Gjilani	177.362
Hani I Elezit	26.988
Istogu	33.599
Juniku	14.284
Kaçaniku	77.256
Kamenica	36.289
Klina	66.210
Lipjani	253.635
Malisheva	66.887
Mamusha	12.984
Mitrovica	131.660
Novoberda	4.331
Obiliqi	49.944
Peja	165.328
Podujeva	295.595
Prishtina	1.089.978
Prizreni	311.544
Rahoveci	133.747
Shtime	61.252
Shterpcës	3.129
Skenderaj	56.806
Suhareka	59.083
Viti	112.425
Vushtrri	151.404
<b>Total</b>	<b>4.136.388</b>

## **GENERAL HOSPITALS**

Tab. 7. Staff in general hospitals

Unit	Specialist doctors	Nurses	Non-medical	Without a pay	Total	%
Hospital in Prizren	168	422	131	1	722	22%
Hospital in Peja	106	300	148	2	556	17%
Hospital in Gjilan	113	328	97	4	542	17%
Hospital in Vushtrria	32	88	35	0	155	5%
Hospital in Mitrovica	83	256	103	1	443	14%
Hospital in Gjakova	95	336	122	2	555	17%
Hospital in Ferizaj	64	152	63	2	281	9%
<b>Total</b>	<b>661</b>	<b>1.882</b>	<b>699</b>	<b>12</b>	<b>3.254</b>	<b>100%</b>

**Tab. 8. Activity of general hospitals**

Municipality	Beds	Hospitalization days	Number of hospitalized	Operated	Laboratory services	Other services / diagnostic	Capacity use
Vushtrri	57	16.254	4.506	1.850	42.411	21.278	78.13%
Gjakovë	426	72.193	15.559	2.295	134.005	16.670	46.43%
Mitrovicë	158	30.846	9.194	2.117	61.695	25.593	53.49%
Ferizaj	79	12.763	3.345	1.372	82.283	15.311	43.71%
Gjilan	374	63.375	12.781	1.928	198.416	46.434	46.43%
Prizren	509	112.015	23.953	5.724	650.224	305.338	60.29%
Pejë	397	73.894	14.884	3.090	402.352	119.265	51.12%
<b>Total</b>	<b>2.000</b>	<b>381.340</b>	<b>84.222</b>	<b>18.376</b>	<b>1.571.386</b>	<b>549.889</b>	<b>52.24%</b>

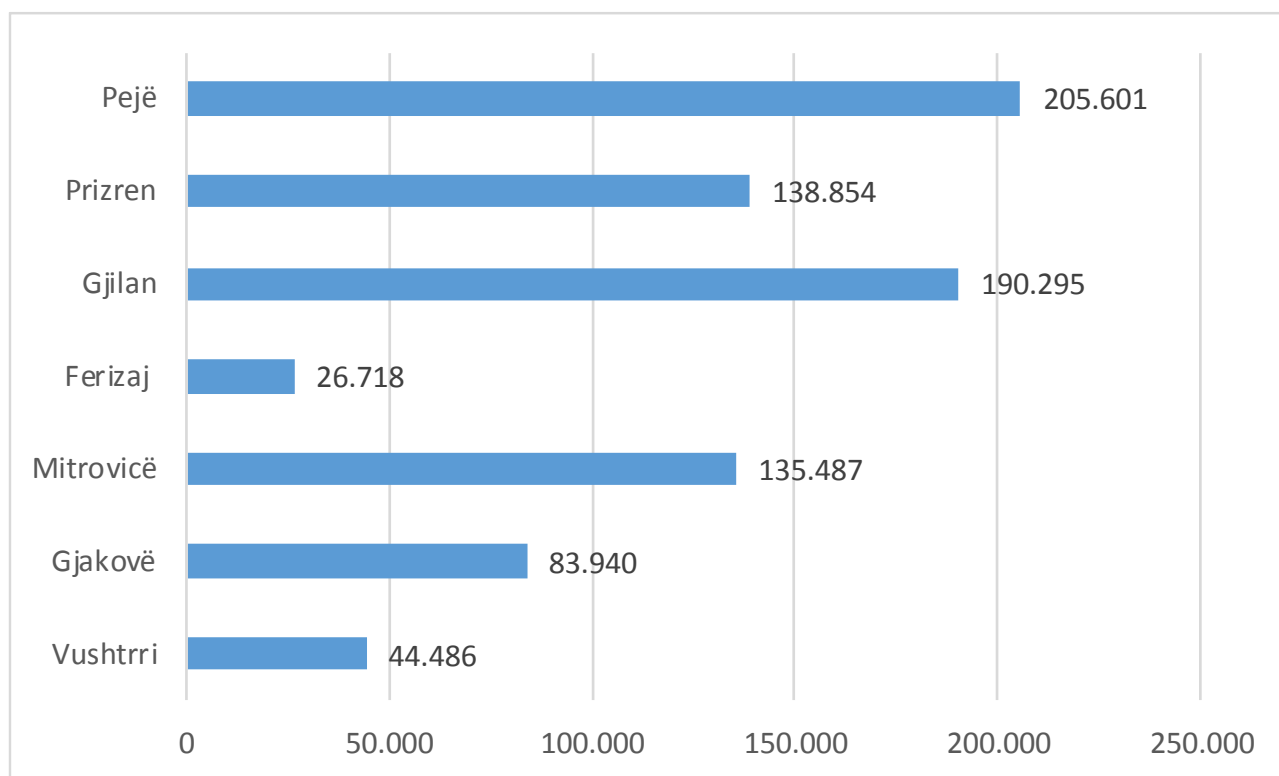
**Tab. 9. Number of operated patients in general hospitals**

General hospitals	Dead patients
Ferizaj	6
Gjakovë	168
Gjilan	149
Mitrovicë	47
Pejë	284
Prizren	323
Vushtrri	15
<b>Total</b>	<b>992</b>

Tab. 10. Outpatient visits to general hospitals

General hospitals	Visits
Vushtrri	44.486
Gjakovë	83.940
Mitrovicë	135.487
Ferizaj	26.718
Gjilan	190.295
Prizren	138.854
Pejë	205.601
<b>Total</b>	<b>825.381</b>

**Graph. 4. Outpatient visits to general hospitals**





**UNIVERSITY AND CLINICAL HOSPITAL SERVICE**

**Tab. 11. Kosovo University Center Clinics - staff**

Clinic	Doctors			Nurses			Non medical	Total	
	Total	In specialization	Specialists	Total	Midd	Lower			Other
Gynecology and Obstetrics Clinic	38	-	38	197	130	29	7	31	235
Dermato-venereology Clinic	21	-	21	88	68	-	3	17	109
Abdominal surgery	18	-	18	60	45	4	2	9	78
Maxillofacial Surgery Clinic	19	-	19	66	49	4	2	11	85
Orthopedics and Traumatology Clinic	19	-	19	75	49	5	1	20	94
Thoracic Surgery Clinic	34	-	34	72	46	4	2	20	106
Gastroenterology Clinic	31	-	31	61	47	-	2	12	92
Hematology Clinic	30	-	30	55	41	-	3	11	85
Neonatology Clinic	39	-	39	111	94	-	1	16	150
Infectious Disease Clinic	24	-	24	48	37	-	4	7	72
Ophthalmology Clinic	28	-	28	76	59	-	1	16	104
Nephrology Clinic	22	-	22	49	36	-	3	10	71
Orthopedics Service	19	-	19	55	42	-	4	9	74
Pulmonology Clinic	18	-	18	77	47	12	5	13	95
Cardiology Clinic	31	-	31	85	44	18	3	20	116
Pediatric Clinic	28	-	28	131	70	29	2	30	159
Endocrinology Clinic	18	-	18	70	39	19	4	8	88
Intensive Care Clinic	41	-	41	181	120	45	5	11	222
ENT Clinic	27	-	27	55	39	-	2	14	82
Neurology Clinic	17	-	17	77	48	15	4	10	94
Medical Biochemistry Clinic	20	-	20	50	39	-	2	9	70
Nuclear Medicine Service	23	-	23	50	40	-	3	7	73
Emergency Clinical Service	18	-	18	66	36	18	1	11	84
Physiatrist Clinic	18	-	18	50	38	-	2	10	68
Plastic Surgery Clinic	20	-	20	47	36	-	2	9	67
Neurosurgery Clinic	19	-	19	52	39	-	1	12	71
Urology Clinic	20	-	20	59	42	-	4	13	79
Oncology Clinic	21	-	21	87	59	13	4	11	108
Cardio-Surgery Clinic	19	-	19	74	59	-	4	11	93
Psychiatric Clinic	15	-	15	65	32	20	5	8	80
Radiology Clinic	14	-	14	66	31	20	4	11	80
Rheumatology Clinic	11	-	11	59	31	17	2	9	70
Children Surgery Clinic	17	-	17	50	36	-	6	8	67
Vascular Surgery Clinic	11	-	11	52	41	-	-	11	63
<b>Total</b>	<b>768</b>	<b>-</b>	<b>768</b>	<b>2.516</b>	<b>1.709</b>	<b>272</b>	<b>100</b>	<b>6.133</b>	<b>3.284</b>

Tab. 12. UCKK activities

Clinic	Beds	Hospitalization days	Number of hospitalized	Number of operated	Diagnostic visits	Special services	Capacity use
Gynecology and Obstetrics Clinic	396	86.977	18.005	5.720	6.846	128.966	60.2
Derma-venorology Clinic	36	8.107	889	-	1.256	2.534	61.7
Abdominal surgery	68	17.179	2.985	2.351	2.023	3.800	69.2
Maxillofacial Surgery Clinic	25	6.100	800	1.229	4.219	9.269	66.8
Orthopedics and Traumatology Clinic	103	16.098	2.740	2.771	3.320	12.996	42.8
Thoracic Surgery Clinic	26	7.068	938	844	234	5.593	74.5
Gastroenterology Clinic	33	9.519	958	-	2.843	13.532	79.0
Hematology Clinic	31	6.736	675	-	1.245	6.328	59.5
Neonatology Clinic	180	39.550	10.947	-	3.507		60.2
Infectious Disease Clinic	126	31.490	3.275	-	11.206	3.811	68.5
Ophthalmology Clinic	49	10.214	2.758	2.566	3.343	4.981	57.1
Nephrology Clinic	24	5.989	519	-	2.275	46.955	68.4
Orthopedics Service	-	-	-	-	-	787	-
Pulmonology Clinic	68	22.694	1.647	-	1.361	3.770	91.4
Cardiology Clinic	56	19.275	5.020	-	24.224	5.747	94.3
Pediatric Clinic	151	42.279	6.764	-	10.162	4.846	76.7
Endocrinology Clinic	36	9.955	749	-	29.260	2.348	75.8
Anesthesiology and Intensive Care Clinic	41	15.114	6.202	-	-	18.972	101.0
ENT Clinic	74	22.859	2.456	2.128	5.827	7.070	84.6
Neurology Clinic	68	19.412	1.919	-	6.286	2.881	78.2
Medical Biochemistry Clinic	-	-	-	-	-	-	-
Nuclear Medicine Service	-	-	-	-	3.491	5.171	-
Emergency Clinical Service	19	-	-	-	-	-	-
Physiatrist Clinic	14	3.806	206	-	1.954	161.520	74.5
Plastic Surgery Clinic	22	3.925	658	951		5.196	48.9
Neurosurgery Clinic	22	6.507	851	518	1.722	3.364	81.0
Urology Clinic	24	6.759	1.389	1.092	2.589	-	15.9
Oncology Clinic	10	1.425	196		2.517	72.035	39.0
Cardio-Surgery Clinic	15	2.863	274	212	2.067	1.663	52.3
Psychiatric Clinic	68	14.046	721	-	196.016	3.317	56.6
Radiology Clinic	-	-	-	-	830	-	-
Rheumatology Clinic	26	8.226	1.195	-	29	482	86.7
Children Surgery Clinic	37	5.260	1.786	1.353	-	2.644	38.9
Vascular Surgery Clinic	24	7.033	1.239	980	2.652	6.642	80.3
Allergology	-	-	-	-	304	462	-
Institute of Forensic Psychiatry	36	9.023	30	-	18.769	211	68.7
Preclinical institutes	-	-	-	-	-	<b>3.143</b>	-
<b>Total</b>	<b>1.908</b>	<b>465.488</b>	<b>78.791</b>	<b>22.715</b>	<b>352.377</b>	<b>551.036</b>	<b>66.8</b>

**Tab .13. Outpatient visits in the University Clinical Centre of Kosovo**

Clinic	Number of visits
Gynecology and Obstetrics Clinic	7.054
Derma-venorology Clinic	17.666
Abdominal surgery	4.648
Maxillofacial Surgery Clinic	9.308
Orthopedics and Traumatology Clinic	27.047
Thoracic Surgery Clinic	28.47
Gastroenterology Clinic	6.424
Hematology Clinic	6.102
Neonatology Clinic	24.793
Infectious Disease Clinic	19.871
Ophthalmology Clinic	36.647
Nephrology Clinic	3.205
Orthopedic Service	710
Pulmonology Clinic	17.829
Cardiology Clinic	18.198
Pediatric Clinic	49.162
Endocrinology Clinic	9.474
Anesthesiology and Intensive Care Clinic	56.916
ENT Clinic	17.263
Neurology Clinic	12.716
Medical Biochemistry Clinic	-
Nuclear Medicine Service	658
Emergency Clinical Service	41.653
Physiatrist Clinic	5.726
Plastic Surgery Clinic	8.814
Neurosurgery Clinic	5.622
Urology Clinic	6.679
Oncology Clinic	62572
Cardio-Surgery Clinic	610
Psychiatric Clinic	13.204
Radiology Clinic	-
Rheumatology Clinic	6.288
Children Surgery Clinic	5.245
Vascular Surgery Clinic	8.405
Allergology	2.988
Institute of Forensic Psychiatry	346
Preclinical institutes	1.190
<b>Total</b>	<b>515.033</b>

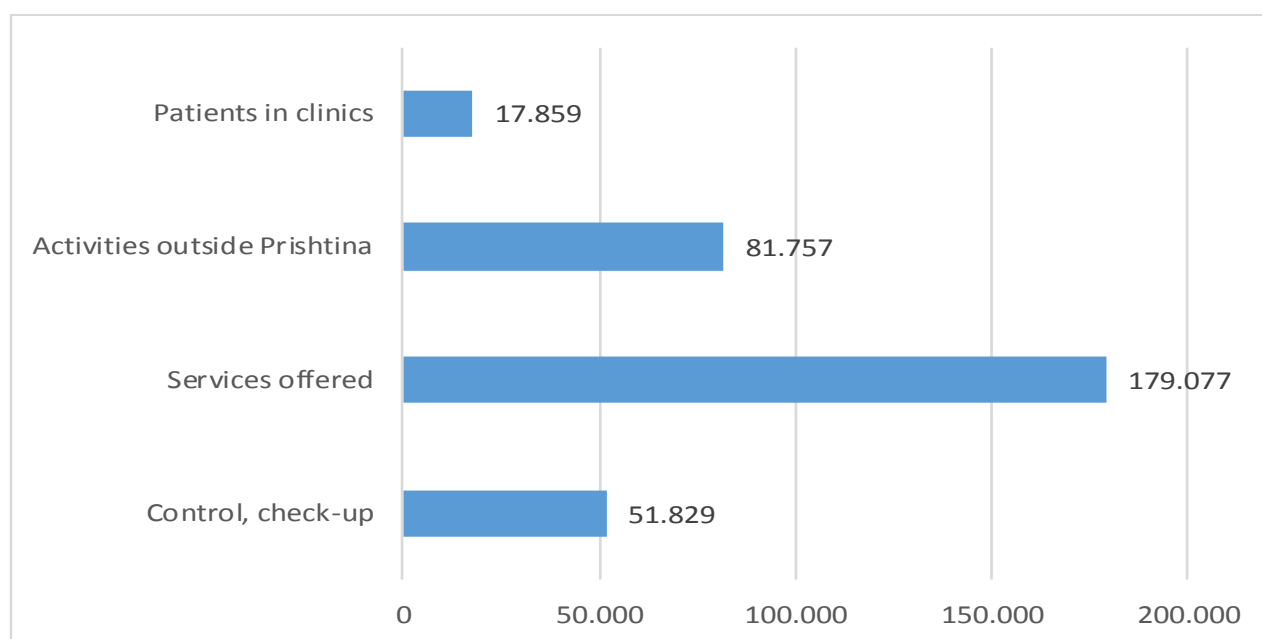
Tab. 14. Number of deaths in UCCK clinics

Clinic	Number of dead
Gynecology and Obstetrics Clinic	3
Dermato-venerology Clinic	-
Abdominal surgery	64
Maxillofacial Surgery Clinic	-
Orthopedics and Traumatology Clinic	7
Thoracic Surgery Clinic	-
Gastroenterology Clinic	45
Hematology Clinic	54
Neonatology Clinic	211
Infectious Disease Clinic	88
Ophthalmology Clinic	-
Nephrology Clinic	56
Orthopedics Service	-
Pulmonology Clinic	-
Cardiology Clinic	113
Cardiac Surgery Clinic	23
Pediatric Clinic	40
Endocrinology Clinic	6
Anesthesiology and Intensive Care Clinic	221
ENT Clinic	4
Neurology Clinic	272
Medical Biochemistry Clinic	-
Nuclear Medicine Service	-
Emergency Clinical Service	-
Cardio-Surgery Clinic	167
Physiatrist Clinic	-
Plastic Surgery Clinic	3
Neurosurgery Clinic	4
Urology Clinic	-
Oncology Clinic	8
Psychiatric Clinic	-
Radiology Clinic	-
Rheumatology Clinic	2
Children Surgery Clinic	-
Vascular Surgery Clinic	24
Allergology Clinic	-
Institute of Forensic Psychology	-
Dermatology Clinic	-
Thoracic Clinic	7
Preclinical institutes	-
<b>Total</b>	<b>1.422</b>

**Tab. 15. Number of services provided by the University Dental Clinic Center of Kosovo**

Activities	Visits
Control, check-up	51.829
Services offered	179.077
Activities outside Prishtina	81.757
Patients in clinics	17.859
<b>Total services</b>	<b>330.522</b>

**Graph 5. University Dental Clinic Center of Kosovo**



**Tab. 16. Radiological services provided in all public hospitals of Kosovo**

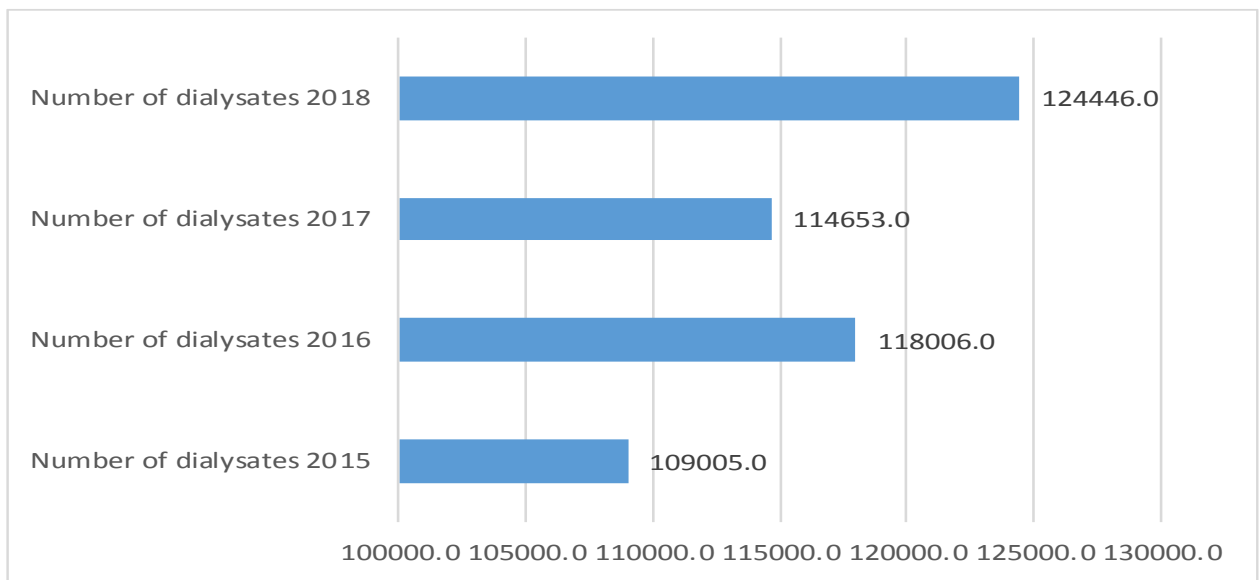
Institutions	Ct	MRI	Ultrasound	Radiography	Angiography	Mammography	Other radiological services
Hospital Vushtrri	461	-	1.851	2.514	-	-	-
Hospital Gjakovë	2.177	-	12.339	16.164	-	-	866
Hospital Mitrovicë	1.066	-	2.002	1.647	-	-	26
Hospital Ferizaj	-	-	3.396	7.606	-	-	-
Hospital Gjilan	1.755	-	2.159	13.727	-	-	-
Hospital Prizren	4.395	-	7.175	24.185	-	-	-
Hospital Pejë	4.472	-	23.252	25.801	-	-	-
UCCK	29.883	5.826	27.692	115.108	597	16.548	362
NCLM	-	-	-	2.755	-	-	399
<b>Total</b>	<b>44.209</b>	<b>5.826</b>	<b>79.866</b>	<b>209.508</b>	<b>597</b>	<b>16.548</b>	<b>1.653</b>

Tab. 17. Number of dialysis realized by years

Hospital	Number of dialysates 2015	Number of dialysates 2016	Number of dialysates 2017	Number of dialysates 2018
Hospital Vushtrri	-	-	-	-
Hospital Gjakovë	9.682	10.669	1.018	10.901
Hospital Mitrovicë	10.840	10.905	10.855	9.058
Hospital Ferizaj	7.735	8.551	10.509	11.091
Hospital Gjilan	7.349	8.331	8.628	8.882
Hospital Prizren	26.426	28.056	30.468	30.150
Hospital Pejë	12.749	14.090	13.995	14.990
UCCK	34.224	37.404	39.180	39.374
<b>Total</b>	<b>109.005</b>	<b>118.006</b>	<b>114.653</b>	<b>124.446</b>



**Graf. 6. Number of dialysis by years**



Tab. 18. Laboratory services

Hospital	Number of patients	Analyzes carried out	% of the analyzes carried out
Vushtri	5.613	42.411	1%
Gjakovë	26.801	134.005	5%
Mitrovicë	18.121	61.695	2%
Ferizaj	19.310	82.283	3%
Gjilan	24.911	198.416	7%
Prizren	45.075	650.244	22%
Pejë	20.102	402.352	14%
QKUK	343.085	1.246.917	43%
Occupational Medicine Gjakovë	8.812	112.464	4%
<b>Total</b>	<b>511.830</b>	<b>2.930.787</b>	<b>100%</b>

**Tab. 19. Invasive Cardiac Surgery and Cardiology**

Name	Number of visits
Operations By Pass	142
Valve operations	35
Coronarography	2.517
Stents	1.663
Various cardiac surgeries	35

Tab. 20. Births in public hospitals

Name of Institution	Number of births	Number of births by operation	Number of children born
Hospital Vushtrri	420	145	421
Hospital Gjakovë	1.963	610	1.984
Hospital Mitrovicë	1.439	417	1.447
Hospital Ferizaj	1.296	208	1.509
Hospital Gjilan	1.711	436	1.715
Hospital Prizren	3.380	992	3.422
Hospital Pejë	1.919	699	1.937
UCCK	9.963	3.128	10.225
<b>Total</b>	<b>22.091</b>	<b>6.635</b>	<b>22.660</b>

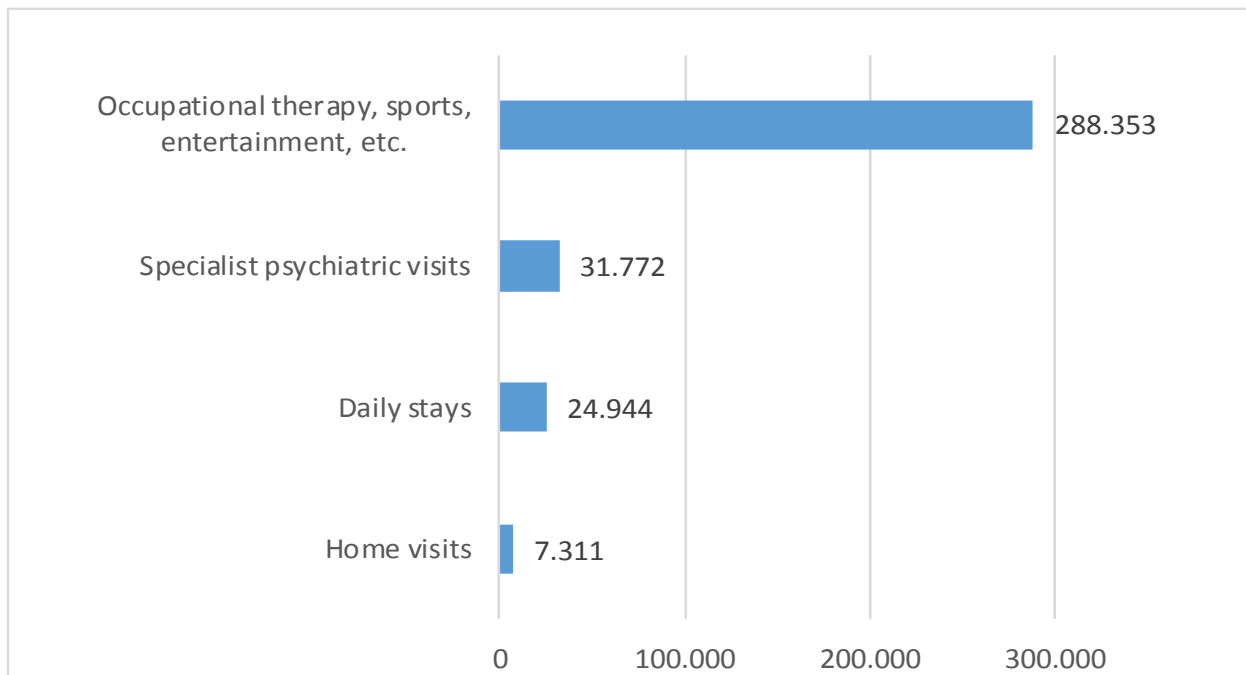
**Tab. 21. Comparisons of the number of children born in public hospitals**

Name of Institution	Number of children born 2015	Number of children born 2016	Number of children born 2017	Number of children born 2018
Hospital Vushtrri	267	205	466	421
Hospital Gjakovë	2.009	2.116	2.059	1.984
Hospital Mitrovicë	1.613	1.607	1.504	1.447
Hospital Ferizaj	1.600	1.644	1.485	1.509
Hospital Gjilan	1.760	1.852	1.768	1.715
Hospital Prizren	3.736	3.619	3.521	3.422
Hospital Pejë	2.178	2.171	2.065	1.937
UCCK	9.641	10.047	10.161	10.225
<b>Total</b>	<b>22.804</b>	<b>23.261</b>	<b>23.029</b>	<b>22.660</b>

**Tab. 22. Services provided by the Mental Health Professional Centers**

Services from the Professional Mental Health Centers	Number of visits
Home visits	7.311
Daily stays	24.944
Specialist psychiatric visits	31.772
Occupational therapy, sports, entertainment, etc.	288.353
<b>Total</b>	<b>352.380</b>

**Graph. 7. Services provided by the Mental Health Professional Centers**



**Tab. 23. New cases reported for malignant and benign diseases in 2018**

Diagnosis groups	Female	Male	Total
Malignant tumors of the lips, the oral cavity and larynx	20	31	51
Malignant tumors of the digestive organs	175	264	439
Malignant tumors of respiratory and intrathoracic organs	42	259	301
Malignant tumors of the bone and joints	4	11	15
Melanoma and other malignant neoplasms of skin	127	223	350
Malignant tumors of soft tissues	8	14	22
Malignant breast neoplasm	442	2	444
Malignant tumors of the female reproductive system	240	-	240
Malignant tumors of male genital tract	-	176	176
Malignant tumors of the urinary tract	44	148	192
Malignant tumors of the eye, brain and other parts of central nervous system	28	44	72
Malignant tumors of the thyroid and other endocrine glands	17	11	28
Malignant tumors of non-specified parts	14	22	36
Primary malignant tumors of lymphoid tissue, hematopoietic and related tissue	46	57	103
Neoplasms in situ	1	1	2
Benign tumors	1	1	2
Unspecified and non-recognized neoplasms	-	2	2
Non-codified	-	-	-
<b>Total</b>	<b>1.209</b>	<b>1.266</b>	<b>2.475</b>

**Tab. 24. Affected by malignant and benign diseases by age and gender**

Age group	Female	Male	Total
0	14	8	22
5-9	3	7	10
10-14	4	5	9
15-19	5	6	11
20-24	6	14	20
25-29	15	16	31
30-34	16	17	33
35-39	70	23	93
40-44	110	40	150
45-49	146	59	205
50-54	145	95	240
55-59	144	142	286
60-64	159	233	392
65-69	133	176	278
70-74	106	172	309
75-79	54	136	190
80+	56	96	152
Unknown	23	21	44
<b>Total</b>	<b>1.209</b>	<b>1.266</b>	<b>2.475</b>



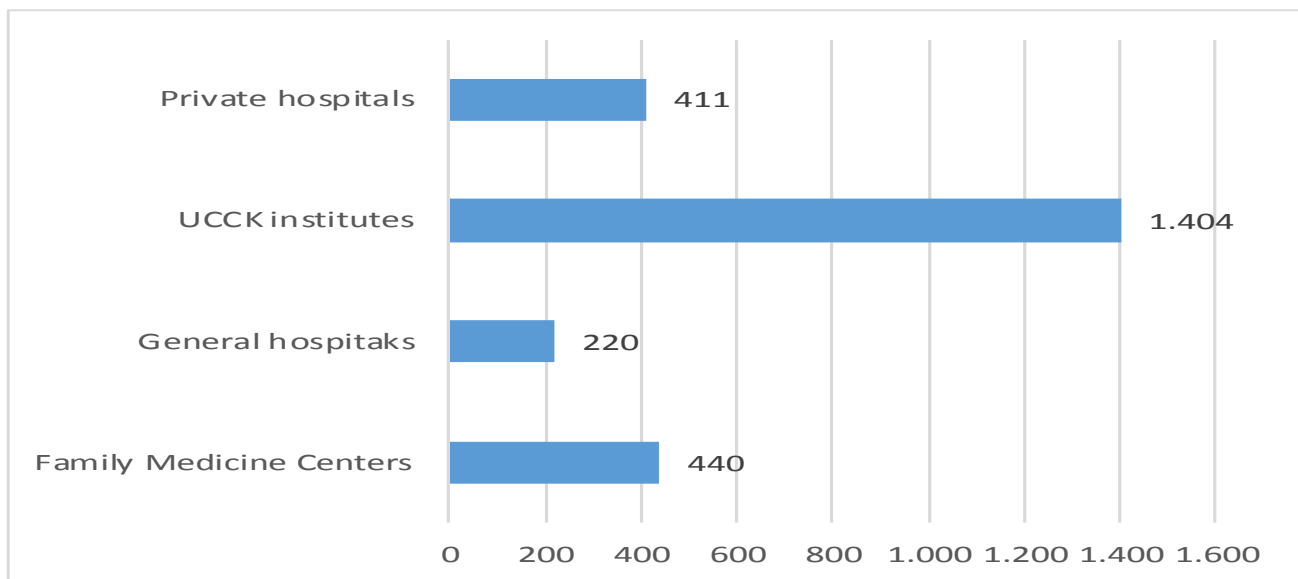
Tab. 25. Number of people affected by malignant and benign diseases by municipality

Municipality	Number of persons	%
Deçan	48	1.9
Gjakovë	145	5.9
Glllogoc	73	2.9
Gjilan	128	5.2
Dragash	24	1.0
Istog	50	2.0
Kaçanik	32	1.3
Klinë	48	1.9
Fushë Kosovë	36	1.5
Kamenicë	33	1.3
Mitrovicë	97	3.9
Leposaviq	-	-
Lipjan	77	3.1
Novobërdë	1	0.0
Obiliq	35	1.4
Rahovec	42	1.7
Pejë	163	6.6
Podujevë	121	4.9
Prishtinë	382	15.4
Prizren	167	6.7
Skenderaj	53	2.1
Shtime	29	1.2
Shtërpcë	-	-
Suharekë	75	3.0
Ferizaj	127	5.1
Viti	44	1.8
Vushtri	96	3.9
Zubin Potok	-	-
Veçan	-	-
Malishevë	61	2.5
Junik	4	0.2
Miushe	2	0.1
Garancie	-	-
Hani i Melezit	12	0.5
Ranillug	-	-
Partesh	-	-
Klllokot	-	-
Northern Mitrovica	-	-
Outside Kosovo	7	0.3
Unknown	263	10.6
<b>Total</b>	<b>2.475</b>	<b>100.0</b>

**Tab. 26. Institutions that identified those with malignant and benign diseases**

Visits and services	Total	Percentage (%)
Family Medicine Centers	440	17.4
General hospitaks	220	9.7
UCCK institutes	1.404	49.6
Private hospitals	411	23.3
<b>Total</b>	<b>2.475</b>	<b>100</b>

**Graph. 8. Institutions that identified those with malignant and benign diseases**



**Tab. 27. Affected by malignant and benign diseases in 2012 - 2018**

Diagnoses	Years						
	2012	2013	2014	2015	2016	2017	2018
Malignant tumors of the lips, the oral cavity and larynx	38	15	72	73	53	117	51
Malignant tumors of the digestive organs	197	177	398	376	363	470	439
Malignant tumors of respiratory and intrathoracic organs	212	173	421	319	316	353	303
Malignant tumors of the bone and joints	3	3	15	6	11	12	15
Melanoma and other malignant neoplasms of skin	383	282	670	464	614	433	350
Malignant tumors of soft tissues	4	7	22	14	13	30	22
Malignant breast neoplasm	207	224	443	439	380	481	445
Malignant tumors of the female reproductive system	73	103	225	222	225	262	240
Malignant tumors of male genital tract	48	50	149	126	132	162	176
Malignant tumors of the urinary tract	88	59	189	143	160	206	192
Malignant tumors of the eye, brain and other parts of central nervous system	43	93	143	125	70	90	71
Malignant tumors of the thyroid and other endocrine glands	29	15	42	21	19	39	28
Malignant tumors of non-specified parts	5	-	19	5	25	38	36
Primary malignant tumors of lymphoid tissue, hematopoietic and related tissue	39	105	93	22	84	162	102
Malignant primary tumors with different primary localization	-	-	-	-	-	-	-
Neoplasms in situ	-	3	3	3	1	3	1
Benign tumors	14	7	14	7	5	11	2
Unspecified and non-recognized neoplasms	6	7	21	2	6	4	2
Non-codified	199	160	50	102	37	29	-
<b>Total</b>	<b>1.588</b>	<b>1.483</b>	<b>2.989</b>	<b>2.469</b>	<b>2.514</b>	<b>2.902</b>	<b>2.475</b>



## **CONTAGIOUS DISEASES**

Tab. 28. Affected by TBC (tuberculosis) by municipality

Municipality	Number of patients
Deçan	5
Dragash	5
Ferizaj	58
Fushë Kosovë	24
Gjakovë	27
Gjilan	12
Drenas	27
Istog	23
Kaçanik	14
Hani i Elezit	2
Kamenicë	11
Klinë	19
Lipjan	45
Malishevë	17
Mitrovicë	16
Novo Bërda	2
Obiliq	14
Pejë	31
Junik	-
Podujevë	51
Prishtinë	138
Prizren	40
Rahovec	27
Shtime	20
Skenderaj	12
Suharekë	20
Mamushë	-
Viti	11
Shtërpcë	3
Vushtrri	26
Graçanicë	-
Leposaviq	-
From other countries	2
<b>Total</b>	<b>702</b>

**Tab. 29. Cases of TBC by age group**

Age group	Female	Male	Total
0-4	4	5	9
5-14	6	8	14
15-24	61	43	104
25-34	53	56	109
35-44	40	43	83
45-54	29	46	75
55-64	55	64	119
>65	90	99	189
<b>Total</b>	<b>338</b>	<b>364</b>	<b>702</b>

**Tab. 30. All new and repeated cases**

Age group	Female	Male	Total
0-4	1	2	3
5-14	1	-	1
15-24	23	23	46
25-34	15	22	37
35-44	16	15	31
45-54	6	16	22
55-64	7	23	30
>65	39	24	63
<b>Total</b>	<b>108</b>	<b>125</b>	<b>233</b>

**Tab. 31. Patients with TBC by type**

With TBC by types	Number of affected
Pulmonary TBC	513
TBC Extrapulmonar	189
<b>Total</b>	<b>702</b>
New cases with TBC	653
Recidivism case	32
Treated before	13
Previous history of unknown treatment	4
<b>Total</b>	<b>702</b>

**Tab. 32. Patients with TBC by gender**

With TBC by gender	Number of affected
Male	355
Female	347
<b>Total</b>	<b>702</b>



Tab. 33. The trend of infectious diseases and their incidence in Kosovo in 2017 and 2018

Diseases	2017		2018	
	Cases	Over / 100 000	Cases	Over / 100 000
ITPR - Pneumonia / ARI	13.608.0	744.7	12.607.0	689.9
*Sari (severe acute respiratory infections)	117.0	6.4	72.0	3.9
Seasonal Influenza	51.504.0	2.818.7	75.643.0	4.139.7
Acute diarrhea	91.312.0	4.997.2	75.492.0	4.131.5
Varicella (chickenpox)	8.152.0	446.1	7.327.0	400.9
Acute Bloody Diarrhea	35.0	1.9	36.0	1.9
Meningism symptoms	149.0	8.1	124.0	6.7
EHKK	-	-	1.0	-
EHSV	6.0	0.3	4.0	5.0
West Nile virus	2.0	0.1	14.0	0.7
Leishmaniasis	2.0	0.1	3.0	0.1
Malaria	-	-	3.0	0.1
Legionellosis	1.0	0.05	-	-
Exanthematous fever syndrome	1.0	0.05	83.0	4.5
Mumps	538.0	29.4	195.0	10.6
Pertussis	32.0	1.7	22.0	1.2
Epidemic parotitis	120.0	6.5	92.0	5.03
**TBC	721.0	39.4	702.0	38.3
Intoxicatio alimentaris	2.278.0	124.6	1.896.0	103.7
Acute jaundice A	115.0	6.3	77.0	4.2
Jaundice B	83.0	4.5	80.0	4.3
Jaundice C	3.0	0.1	11.0	0.6
Fulminant jaundice	3.0	0.1	-	-
Typhus abdominalis	2.0	0.1	2.0	0.1
Sallmonelosis	109.0	5.9	99.0	5.4
Rota virus	169.0	9.2	191.0	10.4
E.coli patogjene	39.0	2.1	18.0	0.9
Campylobacter	1.0	0.05	-	-
Adenovirosis	-	-	11.0	0.6
Yersinia enterocolitica	-	-	1.0	0.05
Giardiasis	-	-	3.0	0.1
Tularemia	36.0	1.9	19.0	1.04
Lymphadenitis ac. Coli	240.0	13.1	102.0	5.5
Leptospirosis	4.0	0.2	2.0	0.1
Brucellosis	32.0	1.7	28.0	1.5
Q fever	1.0	0.05	-	-
Echinococcosis	1.0	0.05	2.0	0.1
Toxoplasmosis	3.0	0.2	9.0	0.4
Vulnus morsum viperi	31.0	1.7	-	-
IST	612.0	33.5	1.155.0	63.2
Other contagious diseases	656.0	35.9	643.0	35.1
<b>Total</b>	<b>170.718.0</b>	<b>9.303.5</b>	<b>176.767.0</b>	<b>9.674.0</b>

\* Other infectious diseases: Scarlatina, Herpeszoster, Erysipella, Mycosis, Momonucleosis.

Tab. 34. Cases of infectious diseases in Kosovo

MUNICIPALITY	ITPR & ARI	SARI	Seasonal Influenza (ILI)			Acute diarrhea	Varicella	Total
			Unspecific Influenza	Influenza A	Influenza B			
DEÇAN	50.0	3.0	1.093.0	4.0	-	704.0	35.0	1.889.0
DRAGASH	128.0	1.0	826.0	-	-	1.441.0	18.0	2.414.0
FERIZAJ	526.0	3.0	5.438.0	3.0	1.0	4.666.0	411.0	11.048.0
F. KOSOVË	275.0	3.0	979.0	7.0	12.0	1.249.0	93.0	2.618.0
GJAKOVË	474.0	2.0	1.682.0	4.0	-	3.215.0	273.0	5.650.0
GJILAN	851.0	2.0	2.746.0	2.0	1.0	3.827.0	435.0	7.864.0
DRENAS	57.0	2.0	1.461.0	5.0	5.0	2.144.0	166.0	3.840.0
ISTOG	185.0	1.0	4.334.0	-	-	3.326.0	143.0	7.989.0
KAÇANIK	36.0	-	1.474.0	-	-	628.0	34.0	2.172.0
H. I ELEZIT	18.0	-	1.685.0	-	-	767.0	56.0	2.526.0
DARDANË	90.0	-	2.596.0	-	-	1.582.0	189.0	4.457.0
KLINË	465.0	-	573.0	3.0	2.0	1.820.0	185.0	3.048.0
LIPJAN	243.0	3.0	1.770.0	10.0	7.0	2.085.0	270.0	4.388.0
MITROVICË	593.0	3.0	1.801.0	1.0	1.0	5.713.0	498.0	8.610.0
N. BËRDË	-	-	180.0	-	-	126.0	5.0	311.0
OBILIQ	450.0	-	775.0	3.0	3.0	1.271.0	236.0	2.738.0
PEJË	331.0	-	4.525.0	3.0	4.0	3.971.0	305.0	9.139.0
JUNIK	6.0	-	1.051.0	-	-	656.0	35.0	1.748.0
PODUJEVË	830.0	6.0	7.928.0	7.0	10.0	3.142.0	391.0	12.314.0
PRISHTINË	4.345.0	25.0	13.532.0	64.0	108.0	14.222.0	1.387.0	33.683.0
PRIZREN	1.014.0	2.0	6.507.0	5.0	2.0	5.566.0	916.0	14.012.0
MAMUSHË	-	-	-	-	-	6.0	-	6.0
MALISHEVË	105.0	3.0	3.220.0	4.0	8.0	2.398.0	354.0	6.092.0
RAHOVEC	924.0	1.0	1.621.0	3.0	1.0	1.531.0	82.0	4.163.0
SHTIME	99.0	3.0	2.679.0	-	1.0	996.0	135.0	3.913.0
SKENDERAJ	27.0	2.0	1.342.0	4.0	-	1.578.0	169.0	3.122.0
SUHAREKË	240.0	2.0	1.855.0	2.0	1.0	1.810.0	224.0	4.134.0

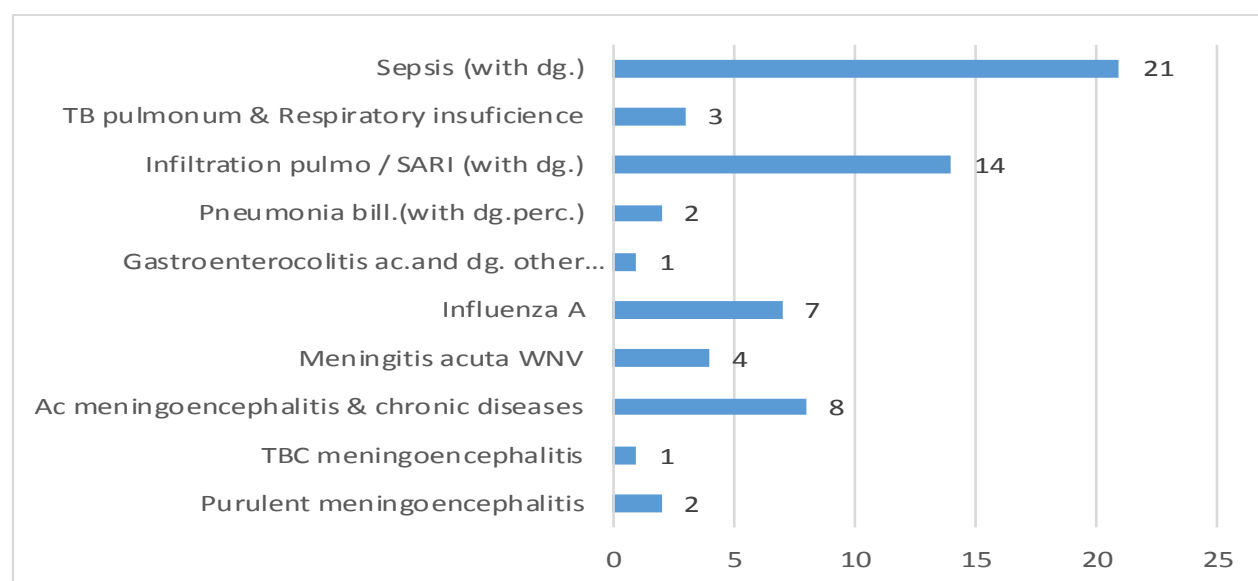
**Tab. 35. Sexually transmitted diseases**

Diagnosis	Number of cases
Ano-genital Condylomatosis	186
Trichomonas vaginalis	4
Gardnerella	111
Chlamydia trachomatis	17
Molluscum Contagiosum	11
Balanitis	5
Ureaplasma ureliticum	62
Gonorrhoea	29
Genital herpes	1
Vulvo vaginitis	8
Syphilis	2
<b>Total</b>	<b>436</b>

**Tab. 36. Cases of deaths by infectious disease, 2018**

Diagnosis	Deaths
Purulent meningoenzephalitis	2
TBC meningoenzephalitis	1
Ac meningoenzephalitis & chronic diseases	8
Meningitis acuta WNV	4
Influenza A	7
Gastroenterocolitis ac.and dg. other chronic diseases	1
Pneumonia bill.(with dg.perc.)	2
Infiltration pulmo / SARI (with dg.)	14
TB pulmonum & Respiratory insuficiencia	3
Sepsis (with dg.)	21
<b>Total</b>	<b>63</b>

**Graph. 9. Cases of deaths by infectious disease, 2018**



**Tab. 37. Rate of inclusion with regular vaccines in 2018**

Anti genes	Inclusion %
BCG / Hepatitis 0	98
IPV1	100
IPV2	100
IPV3	100
DPT1/HIB1/HepB1	100
DPT2/HIB2/HepB2	100
DPT3/HIB3/HepB3	100
MMR	100
OPVr	100
DPTr	100
DT	98
OPVr	97
MMRr	99
Td	98
BOPVR	97
Td	93



**LICENSED PRIVATE INSTITUTIONS AND  
PRIVATE INSURANCE**

**Tab. 38. Private hospitals and their types**

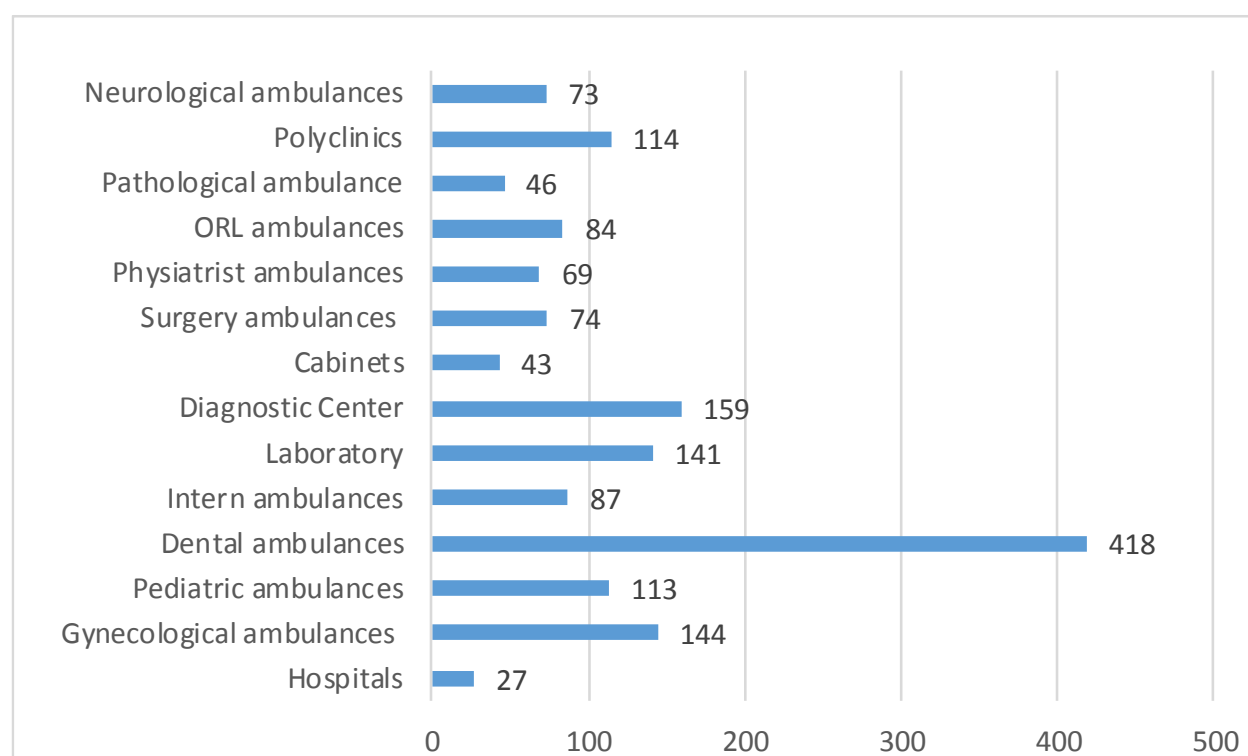
Type of hospital	No. of hospitals	Number of doctors specialists	Number of nurses	Number of beds
General hospitals	5	99	168	106
Special hospitals for ophthalmology	2	14	32	20
Special hospitals for cardiovascular disease	2	15	23	29
Special hospital for gynecology, infertility and endocrinology	6	50	104	66
Special general rehabilitation hospitals	3	27	43	69
Special hospitals for Urology	2	11	19	23
Special hospital for Orthopedics	2	29	42	39
Special hospitals for Surgery	5	39	72	88
<b>Total</b>	<b>27</b>	<b>284</b>	<b>503</b>	<b>440</b>



**Tab. 39. Licensed private institutions**

Health institutions	Total
Hospitals	27
Gynecological ambulances	144
Pediatric ambulances	113
Dental ambulances	418
Intern ambulances	87
Laboratory	141
Diagnostic Center	159
Cabinets	43
Surgery ambulances	74
Physiatrist ambulances	69
ORL ambulances	84
Pathological ambulance	46
Polyclinics	114
Neurological ambulances	73
<b>Total</b>	<b>1.592</b>

**Graph. 10. Licensed private institutions in the Republic of Kosovo**



**Tab. 40. Private insurance in Kosovo**

Year	Written gross premiums	
	Number of policies	Amount in euro
Year 2013	120.103	8.807.943
Year 2014	105.319	8.613.668
Year 2015	39.678	13.378.121
Year 2016	138.677	16.292.554
Year 2017	127.024	16.996.000
Year 2018	182.950	18,040,766

