



Republika e Kosovës
Republika Kosova-Republic of Kosovo
Qeveria - Vlada - Government
Zyra e Kryeministrit -Ured Premijera -Office of the Prime Minister
Agjencia e Statistikave të Kosovës - Agencija za Statistike Kosova - Kosovo Agency of Statistics

Series 3: Economic Statistics

Statistical Repertoire of Economic Enterprises in Kosovo Q3 2019



AGJENCIA E STATISTIKAVE TË KOSOVËS
AGENCIJA ZA STATISTIKE KOSOVA
KOSOVO AGENCY OF STATISTICS

Foreword

Kosovo Agency of Statistics (KAS) has compiled the publication of "**Statistical Repertoire of Enterprises in Kosovo in Q3 2019**", which contains statistical data on new registered businesses at the Kosovo Business Registration Agency (KBRA) from 01.07.2019 until 30.09.2019 (third quarter of 2019).

Statistical Business Register (SBR) is part of KAS which contains basic information for all businesses that exercise economic activity in the territory of the Republic of Kosovo and as such serves for statistics and analysis of demographics of the business, sampling design and for raising the country-level results for all surveys conducted with businesses. SBR also serves as an important source of information for calculating Gross Domestic Product.

SBR is constructed and is continuously updated based on two administrative data sources (KBRA and Tax Administration of Kosovo), as well as from regular statistical surveys conducted by KAS.

Continuous demand for statistical data on enterprises are daily requirements from different users whether they are internal or external users of data from KAS, therefore based on these requirements we have compiled various tabular and graphical data.

We believe that this publication will serve as a useful reference base for all users of KAS statistical data and will serve as useful and relevant economic information for Kosovo.

Comments, remarks, suggestions and proposals regarding this publication are welcome and they can be sent to: muhamet.kastrati@rks-gov.net

Statistical Repertoire of Enterprises in Kosovo is a regular quarterly publication.

NOTE: From 1 September, 2014, the nomenclature of economic activities is in the new version of NACE Rev. 2, and some of the previously published data have been converted into this version.

Publication was prepared by:

Ilir T. Berisha - Director of Department,
Ismajl Sahiti - Head of Division,
Hysni Elshani - Senior Officer,
Muhamet Kastrati - IT specialist for SBR,
Bekim Bojku – Senior Officer,
Qendresa Shala – Officer,
Violeta Sylja - Officer,
Ahmet Cakolli - Design Officer.

October, 2019

Chief Executive Officer, KAS
Isa Krasniqi

List of Abbreviations

KAS Kosovo Agency of Statistics

SBR Statistical Business Register

KBRA Kosovo Business Registration Agency

TAK Tax Administration of Kosovo

MTI Ministry of Trade and Industry

GDP Gross Domestic Product

KPA Kosovo Privatization Agency

EC European Commission

NEA Nomenclature of Economic Activities

NACE Rev. 1 (Nomenclature of Economic Activities EC - 1st version)

NACE Rev.2 (Nomenclature of Economic Activities EC - 2nd Version)

SMEs Small and medium-sized enterprises

Q1 First quarter

Q2 Second quarter

Q3 Third quarter

Q4 Fourth quarter

Symbols

- No occurrence

: Data not available

List of Contents

	Page
1 Characteristics of enterprises registered in Q3 2019	5
2 Methodological explanations and definitions	6
2.1. Definitions.....	7
2.2. Legal forms of organization of business.....	8
3 New and terminated enterprises by quarter.....	9
4 Enterprises by economic sector, legal form of organization and the category of number of employees.....	11
Categorization of enterprises by size and gender.....	12
5 Number of registered enterprises by municipality.....	13
6 Registered individual and non-individual enterprises.....	15
7 Registered enterprises by sector of economic activity and number of employees	17
8 Registered enterprises by legal form.....	18
9 Registered enterprises by origin of capital.....	19
10 Terminated enterprises	20

1 Characteristics of enterprises registered in Q3 2019

In the third quarter of 2019 (Q3 2019) a total of 2379 enterprises were registered.

In Q3 2019 compared to the previous quarter (Q2 2019) there is a decrease by 10.4% of registered enterprises. While compared to the same quarter of the previous year (Q3 2018) there is an increase by 6.29% of registered enterprises.

The most favored economic activities during this quarter were: wholesale and retail trade, repair of motor vehicles, motorcycles with 572 (24.04%), manufacture with 294 (12.35%), accommodation and food service activities with 275 (11.55%), construction with (10.29%), professional, scientific and technical activities with 197 (8.28%), etc.

In the category of 1 to 4 employees there are 2287 enterprises registered in this quarter (96.1%), with 5 to 9 employees are 51 registered enterprises (2.1%), 10 to 19 employees are 26 (1.1%), 20 to 249 employees with 14 (0.6%) and in the category of 250 or more employees there is 1 enterprise registered during this quarter.

Regarding the geographic extent of enterprises registered at municipal level, as in every quarter prevails the municipality of Prishtina with 7740 registered enterprises (29.3%), Ferizaj with 177 registered enterprises (7.4%), Prizren with 175 registered enterprises (7.4%), Gjilan with 156 and Peja with 127 registered enterprises (5.3%) and Mitrovica 122 registered enterprises (5.1%), while other municipalities have smaller number of enterprises registered in this quarter.

2 Methodological explanations and definitions

Statistical Business Register (SBR) serves for statistical purposes and should clearly identify the units in order to:

- Enable obtaining the information about them via administrative sources.
- Enable the preparation of samplings; coordination of surveys and raising their results at the country level;
- Enable demographic analysis of enterprises and related entities.
- Provide input data for calculating Gross Domestic Product (GDP).

Statistical Business Register (SBR) - **Includes** all legal entities (enterprises) that exercise economic activity within the territory of Kosovo.

Does not include: Public administration, Non-profit Organizations and International Organizations.

Sources for updating the variables of SBR are:

- Administrative
 - o Information from the Kosovo Business Registration Agency
 - o Information from the Tax Administration of Kosovo
- Statistical
 - o Structural Business Survey
 - o Short-term Statistical Surveys
 - o Survey about Hotel Services
 - o Collection of Producer Prices
 - o Collection of Import Prices

Main variables in the SBR are grouped by:

- **Identification variables**
 - o Number of business registration (NBR), name, legal form, ownership, address, communication (phone, fax, email, etc.)
- **Stratified variables**
 - o Main economic activity (NACE Rev.2), size by employees
- **Demographic variables**
 - o Date of registration, date of termination/closure
- **Updated variables are**
 - o Status of activity (active or inactive)
 - o Economic activity of the enterprise
 - o Size by employees
 - o Address, and communication variables (telephone, fax, mobile, e-mail)

2.1. Definitions

Nomenclature of Economic Activities (NACE) is a four-digit level classification of economic activity exercised in different subjects.

This nomenclature is translation and adaptation of the European Classification of Economic Activities (NACE Rev. 2. in English).

The use of this nomenclature is mandatory since 1 September, 2014 by the institutions of the Republic of Kosovo and based on the regulation No. 11/2013 adopted by the Government of the Republic of Kosovo.

The structure of economic activities NACE Rev. 2 consists of 21 sections presented below labelled with letters from A to U.

- A. Agriculture, forestry and fishing
- B. Mining and quarrying
- C. Manufacturing
- D. Electricity, gas, steam and air conditioning supply
- E. Water supply, sewerage, waste management and remediation activities
- F. Construction
- G. Wholesale and retail trade, repair of motor vehicles and motorcycles
- H. Transportation and storage
- I. Accommodation and food service activities
- J. Information and communication
- K. Financial and insurance activities
- L. Real estate activities
- M. Professional, scientific and technical activities
- N. Administrative and support service activities
- O. Public administration and defense
- P. Education
- Q. Human health and social work activities
- R. Arts, entertainment and recreation
- S. Other services activities
- T. Activities of households as employers
- U. Activities of extraterritorial organizations and bodies

Classes of economic activities according to the new nomenclature **NACE Rev. 2** are total of 615 of them, which are encoded by four digit code ranging from 0111 to 9900.

2.2. Legal forms of organization of business

Definitions applied to legal forms of enterprises under Regulation 2001/16 and Law No. 02/L123 on Business Organizations which are applied when registering in the KBRA, are as follows:

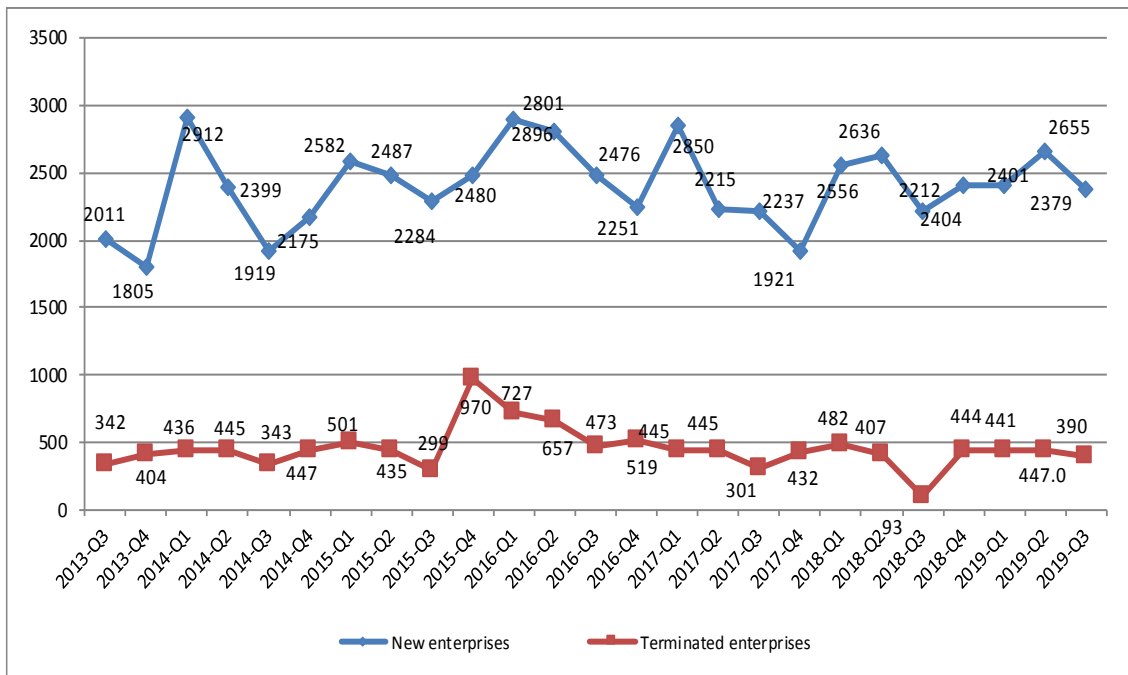
1. **Individual business** - is the **only natural person** who performs economic activities for the purpose of profit and who is registered in the KBRA. In the individual business the owner has unlimited liability for all debts of the company. The company has an official name or includes the surname of the lawful owner.
2. **General partnership** - The general partnership, all partners jointly respond without restriction for partnership debts. A partnership has a label, which may include the name of one or more partners.
3. **Limited partnership** - In limited partnerships, except "unlimited" partners (partners responsible jointly without limitation for the debts of the company) also participate "limited" partners or those responsible for the company's obligations to the limit of the value of their founding contributions / capital.
4. **Limited liability enterprises** - Limited liability enterprises are those enterprises that are established by one or several founders, who answer only to the limit of the value of their contribution. Limited liability enterprise has a label, which may include the name of one or more partners.
5. **Shareholders** – Shareholders are those whose capital is divided into shares and shareholders respond only to the limit of the value of their contribution. Shareholder enterprise (a joint stock enterprises) can be established by having one or more shareholders.
6. **Foreign business organization** - A foreign company is a business and from the moment of registration is considered a branch in Kosovo that has no identity of legal person. After its registration it shall enjoy all the rights and obligations established under the applicable law.
7. **Social enterprise** - Social enterprise means a legal person that most assets and capital are socially owned. These enterprises until the privatization are monitored and registered by the Kosovo Privatization Agency under the Law on Commercial Companies No.02/L-123.
8. **Public enterprise** - Public enterprise is the enterprise which carries out activities of general interest which is established by the state. Public enterprise is monitored by the government and organized as a joint stock company in accordance with applicable law on Commercial Companies. All ownership interests in a public company will be represented by shares and these shares will be registered.
9. **Agricultural cooperative** - Agricultural cooperative is a business organization created by natural or legal persons who must be farmers who contribute with their private property to the share of capital.
10. **Enterprises under the jurisdiction of the KPA** - are ex-social owned enterprises which are now managed and supervised by the KPA (Kosovo Privatization Agency).

3 New and terminated enterprises by quarter

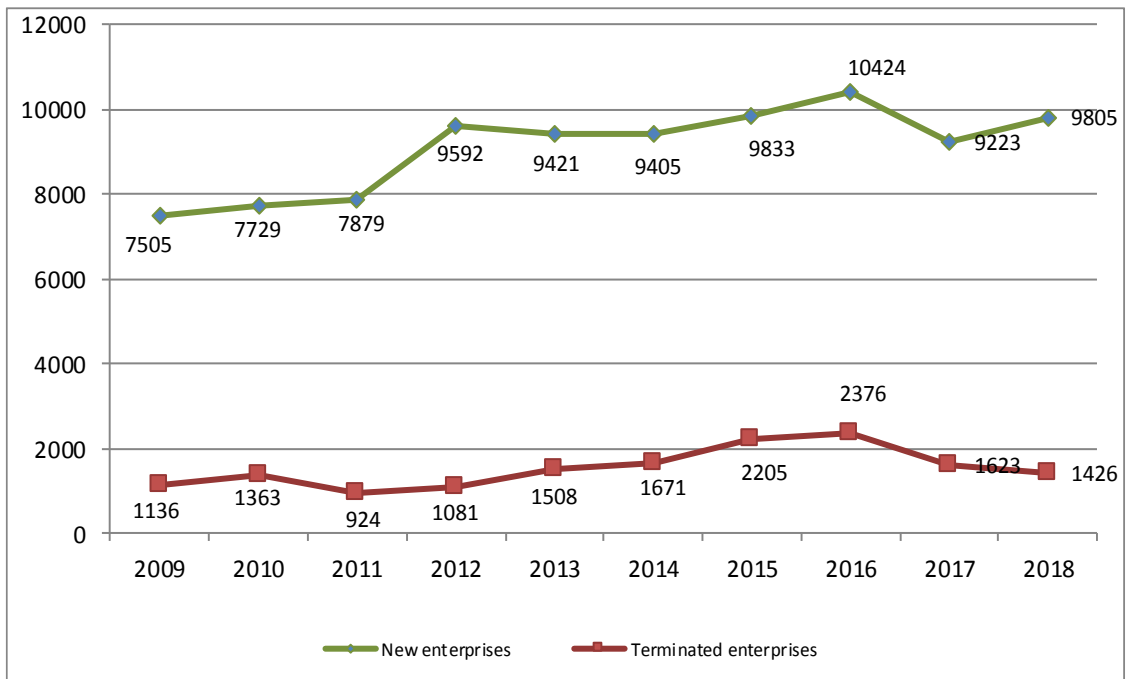
Table 1. Number of registered enterprises by quarter and sector of economic activity

Period		Sector of economic activity																		
		A	B	C	D	E	F	G	H	I	J	K	L	M	N	O	P	Q	R	S
Quarter	Total	Agriculture, forestry and fishing	Mining and quarrying	Manufacturing	Electricity, gas, steam and air conditioning supply	Water supply, sewage, waste management and remediation activities	Construction	Wholesale and retail trade, repair of motor vehicles and motorcycles	Transportation and storage	Accommodation and food service activities	Information and communication	Financial and insurance activities	Real estate activities	Professional, scientific and technical activities	Administrative and support service activities	Public administration and protection: compulsory social protection	Education	Human health and social work activities	Arts, entertainment and recreation	Other service activities
2013 - Q1	3100	301	10	299	9	19	337	867	201	264	104	6	135	169	60	9	32	48	54	176
2013 - Q2	2504	142	7	258	2	14	227	759	107	246	101	4	95	162	65	9	28	43	52	183
2013 - Q3	2011	122	7	163	6	11	201	565	108	240	82	8	15	119	53	6	20	48	63	174
2013 - Q4	1805	188	5	152	5	6	178	543	109	161	70	2	12	135	36	9	18	34	62	80
2013 Total	9420	753	29	872	22	50	943	2734	525	911	357	20	257	585	214	33	98	173	231	613
2014 - Q1	2911	205	10	283	4	13	284	887	181	293	121	12	21	180	77	12	33	50	88	157
2014 - Q2	2399	186	9	283	3	16	207	704	99	282	95	8	10	146	61	11	20	39	55	165
2014 - Q3	1919	115	7	196	3	13	146	574	111	237	61	11	7	97	49	2	18	33	60	179
2014 - Q4	2175	168	6	216	14	9	166	649	143	222	80	12	21	147	65	17	19	51	50	120
2014 Total	9404	674	32	978	24	51	803	2814	534	1034	357	43	59	570	252	42	90	173	253	621
2015 - Q1	2582	255	7	276	8	12	237	784	143	253	104	12	15	144	80	6	20	36	57	133
2015 - Q2	2487	212	12	261	5	13	193	751	142	263	98	15	15	139	76	10	29	67	60	126
2015 - Q3	2284	208	8	239	4	8	160	622	108	256	86	43	19	123	66	3	25	49	68	189
2015 - Q4	2480	270	5	271	13	15	163	746	131	246	80	25	25	175	74	6	35	35	58	107
2015 Total	9833	945	32	1047	30	48	753	2903	524	1018	368	95	74	581	296	25	109	187	243	555
2016 - Q1	2896	261	16	343	12	17	254	820	151	249	108	68	14	183	82	8	40	63	73	134
2016 - Q2	2801	223	6	334	11	13	202	779	150	326	114	34	17	170	101	6	42	60	51	162
2016 - Q3	2476	372	6	258	9	26	194	552	125	232	105	28	15	122	81	8	31	46	77	189
2016 - Q4	2251	234	6	246	10	9	177	587	102	210	96	48	12	179	89	2	28	35	70	111
2016 Total	10424	1090	34	1181	42	65	827	2738	528	1017	423	178	58	654	353	24	141	204	271	596
2017 - Q1	2850	350	12	265	10	11	269	799	115	261	118	23	23	188	110	6	39	50	76	125
2017 - Q2	2237	96	11	234	6	8	202	623	84	278	100	30	16	189	110	1	15	50	52	132
2017 - Q3	2215	245	6	225	5	9	188	529	78	208	116	20	17	186	91	6	30	45	51	160
2017 - Q4	1921	131	6	166	17	10	180	511	70	183	107	37	9	171	90	5	26	46	52	104
2017 Total	9223	822	35	890	38	38	839	2462	347	930	441	110	65	734	401	18	110	191	231	521
2018 - Q1	2556	127	7	316	7	13	266	722	94	247	114	23	14	204	111	3	29	59	69	131
2018 - Q2	2636	198	10	299	6	9	260	723	93	277	114	24	15	170	125	9	20	62	86	136
2018 - Q3	2212	145	8	214	6	9	189	519	65	212	149	15	19	182	78	4	33	54	72	239
2018 - Q4	2401	156	7	280	15	10	244	561	57	252	154	22	14	212	125	2	49	45	45	151
2018 Total	9805	626	32	1109	34	41	959	2525	309	988	531	84	62	768	439	18	131	220	272	657
2019 - Q1	2404	121	15	277	7	9	232	596	80	240	152	19	22	253	130	5	38	52	55	101
2019 - Q2	2655	0	2	479	5	9	247	590	76	359	149	17	18	236	151	5	36	59	50	167
2019 - Q3	2379	0	0	294	9	10	245	572	77	275	155	16	25	197	135	3	44	67	77	178

Graph 1. Number of registered and terminated enterprises by quarter



Graph 2: Number of registered and terminated enterprises by year

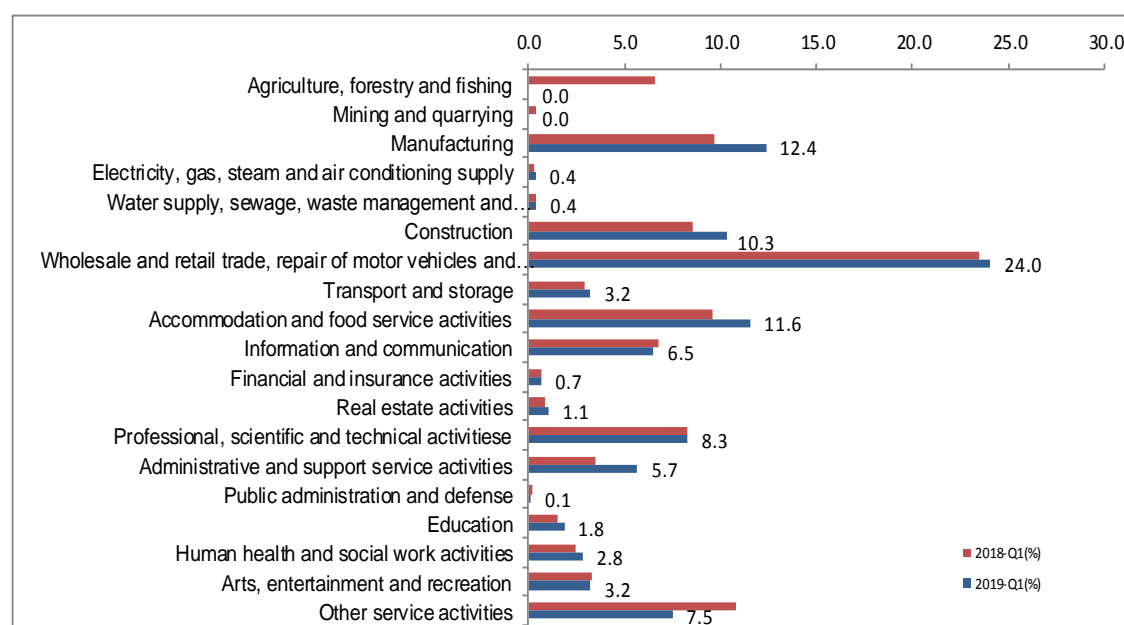


4 Enterprises by economic sector, legal form of organization and the category of number of employees

Table 2. Number of registered enterprises by sector of economic activity, type and number of employees in Q3 2019

Sector of economic activity	Total	Category of number of employees					
		individual businesses			non-individual businesses		
		Total	1-4	5 +	Total	1-4	5 +
Total	2379	1112	1103	10	1267	1184	83
A Agriculture, forestry and fishing	0	-	-	-	-	-	-
B Mining and quarrying	0	-	-	-	-	-	-
C Manufacturing	294	163	160	3	131	124	7
D Electricity, gas, steam and air conditioning supply	8	-	1	-	8	8	-
E Water supply, sewage, waste management and remediation activities	10	1	1	-	9	5	4
F Construction	245	87	85	2	158	148	10
G Wholesale and retail trade, repair of motor vehicles and motorcycles	572	245	244	1	327	313	14
H Transport and storage	77	48	48	-	29	26	3
I Accommodation and food service activities	275	174	171	3	101	93	8
J Information and communication	155	43	43	-	112	101	11
K Financial and insurance activities	16	4	4	-	12	10	2
L Real estate activities	25	4	4	-	21	21	-
M Professional, scientific and technical activities	198	66	66	-	132	125	7
N Administrative and support service activities	135	46	46	-	89	85	4
O Public administration and defense	3	1	1	-	2	2	-
P Education	44	14	13	1	30	24	6
Q Human health and social work activities	67	31	31	-	36	35	1
R Arts, entertainment and recreation	77	44	44	-	33	28	5
S Other service activities	178	141	141	-	37	36	1

Graph 3. Enterprises registered by economic sector in Q3 2019



Categorization of enterprises by size and gender

Table 3. The number of SMEs in Q3 2019

Classification	Number of employees	Number of businesses	%
Micro enterprises	1 - 9 employees	2338	98.3%
Small enterprises	10 - 49 employees	37	1.6%
Medium-sized enterprises	50 - 249 employees	3	0.1%
Large enterprises	250 + employees	1	-
Total		2379	100.0%

Graph 4. Structure of enterprises by size in Q3 2019

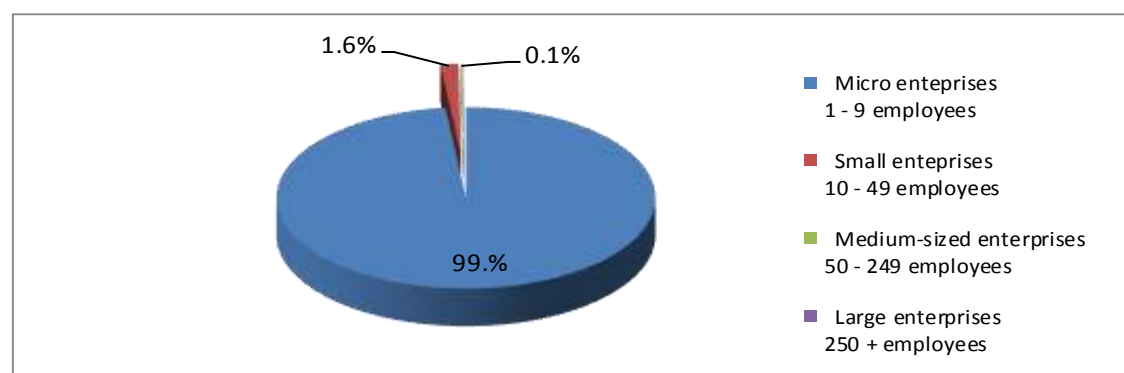
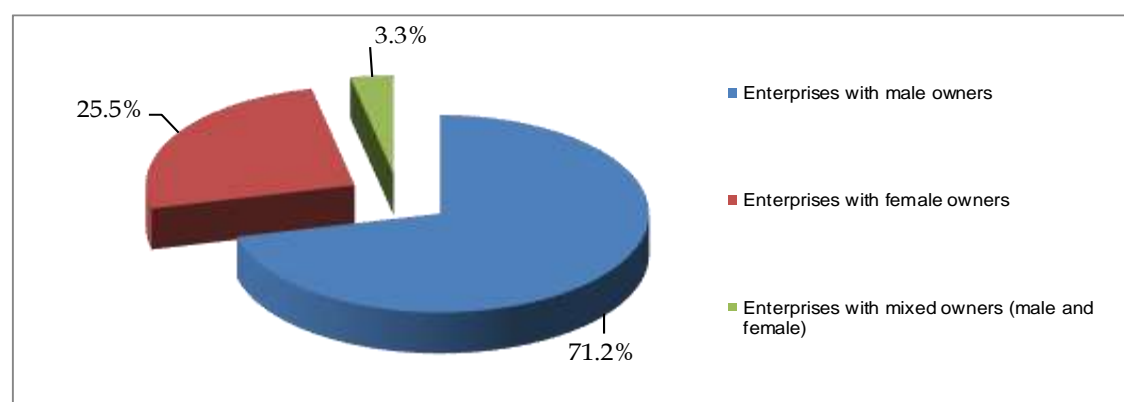


Table 4. Structure of enterprises by gender of the owner in Q3 2019

Structure of registered enterprises according to gender of the owners						
Total	Enterprises with male owners		Enterprises with female owners		Enterprises with mixed owners (male and female)	
2379	1694	71.2%	606	25.5%	79	3.3%

Graph 5. Presentation of enterprises by gender of the owner in Q3 2019

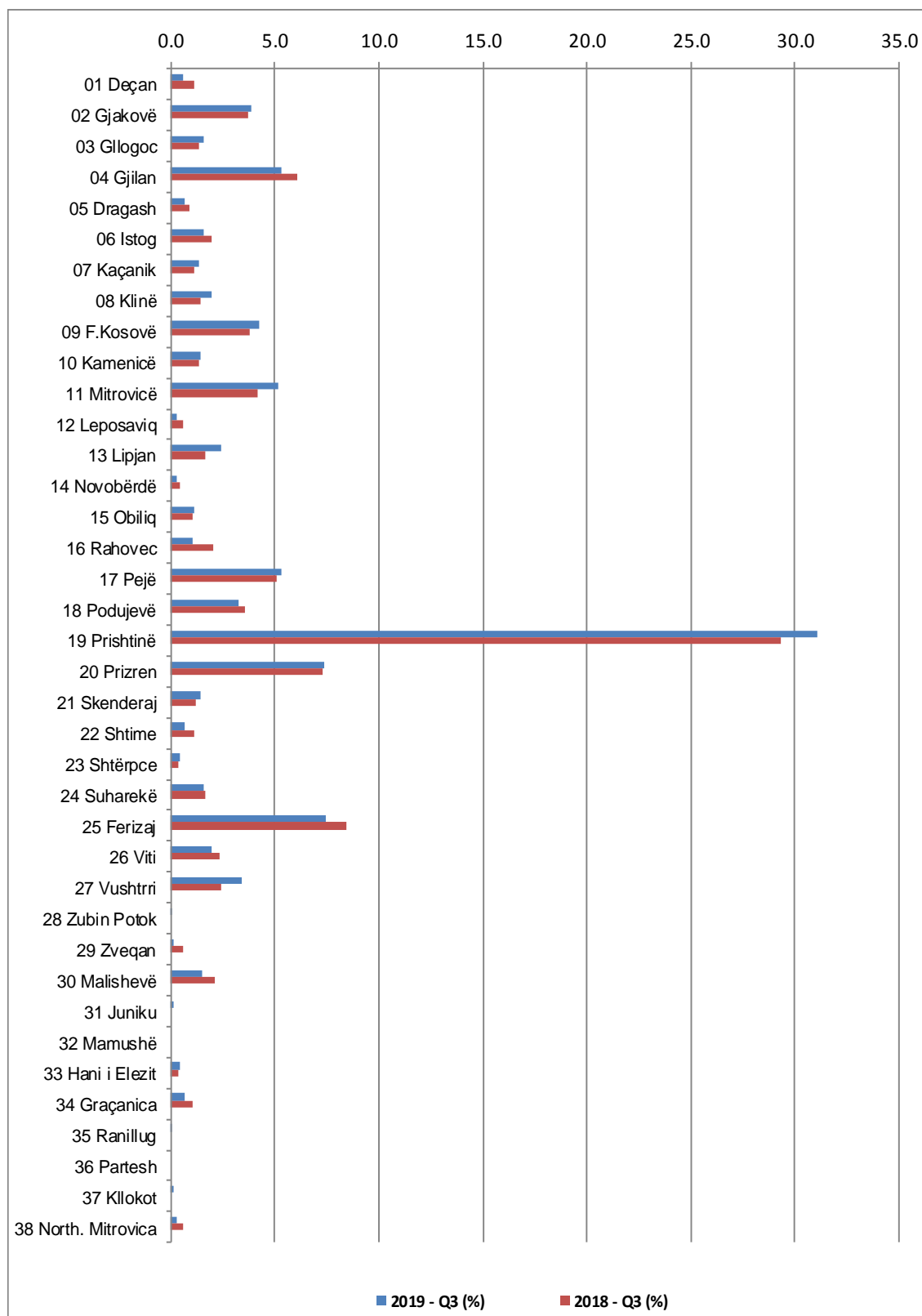


5 Number of registered enterprises by municipality

Table 5. Number of registered enterprises by municipality and sector of economic activity in Q3 2019

Municipality	Sector of economic activity																			
	Agriculture, forestry and fishing	Mining and quarrying	Manufacturing	Electricity, gas, steam and air conditioning supply	Water supply, sewage, waste management and remediation activities	Construction	Wholesale and retail trade, repair of motor vehicles and motorcycles	Transportation and storage	Accommodation and food service activities	Information and communication	Financial and insurance activities	Real estate activities	Professional, scientific and technical activities	Administrative and support service activities	Public administration and protection: compulsory social protection	Education	Human health and social work activities	Arts, entertainment and recreation	Other service activities	
Code and name	Total	A	B	C	D	E	F	G	H	I	J	K	L	M	N	O	P	Q	R	S
	2379	-	-	294	9	10	245	572	77	275	155	16	25	197	135	3	44	67	77	178
01 Deçan	13	-	-	2		1		3	1	1				3			1			1
02 Gjakovë	92	-	-	13			10	20	2	16	5			5	7		1	4	3	6
03 Glogoc	37	-	-	4			7	12	1	3				3	1			1		5
04 Gjilan	127	-	-	17			15	36	6	12	4	1	1	13	5		5	3	1	8
05 Dragash	16	-	-	3				6		5					1				1	
06 Istog	38	-	-	4			6	9	1	8	1			2	1				2	4
07 Kaçanik	32	-	-	3	1	1	4	7	2	7					3					4
08 Klinë	47	-	-	4		2	6	10	2	4	2			2	1			2	3	9
09 F.Kosovë	101	-	-	11			11	26	4	15	8		3	6	4		2	1	2	8
10 Kamenicë	33	-	-	5			4	5	2	2	2	2		2	2			2	2	5
11 Mitrovicë	122	-	-	9			21	39	1	13	8			7	7		2	2	4	9
12 Leposaviq	6	-	-	4				1		1										
13 Lipjan	58	-	-	9			7	18	3	4	1	1		1	5				5	4
14 Novobërdë	7	-	-	6						1										
15 Obiliq	27	-	-				2	11	1	3	3	1		2	1		1	1		1
16 Rahovec	24	-	-	6			3	3	1	7	1			1				1		1
17 Pejë	127	-	-	11		1	9	30	6	17	2			14	10		2	4	9	12
18 Podujevë	77	-	-	18		1	10	23	1	5	3			1	3		1			11
19 Prishtinë	740	-	-	63	5	1	55	159	12	67	93	9	18	98	56	2	18	23	19	42
20 Prizren	175	-	-	26		2	7	45	7	34	3		1	12	7		5	4	5	17
21 Skenderaj	34	-	-	12	1		4	3	2	3								1	2	6
22 Shtime	16	-	-	1			6	3		1	1				1		1	1		1
23 Shtërpce	10	-	-	4				4	1						1					
24 Suharekë	37	-	-	4			9	7	3	5		1	1		1		2	2	1	1
25 Ferizaj	177	-	-	28	1	1	14	45	8	19	6		1	13	9	1	2	8	11	10
26 Viti	47	-	-	11	1		10	7	2	3	2	1		5	2			2	1	
27 Vushtrri	81	-	-	14			12	18	3	6	6			5	4		1	4	3	5
28 Zubin Potok	1	-	-								1									
29 Zveqan	3	-	-					1		1	1									
30 Malishevë	36	-	-	2			8	10	3	5	2			2	2			1	1	
31 Juniku	3	-	-				1			1										1
32 Mamushë	-	-	-																	
33 Hani i Elezit	10	-	-				2	2	2											4
34 Graçanica	16	-	-				2	6		2				1	1				2	2
35 Ranillug	1	-	-							1										
36 Partesh	-	-	-																	
37 Kllokot	2	-	-							2										
38 North. Mitrovica	6	-	-					3		1				1						1

Graph 6. Structure of registered enterprises by municipality in Q3 2019



6 Registered individual and non-individual enterprises

Table 6. Number of registered individual enterprises by municipality and sector of economic activity in Q3 2019

Municipality	Sector of economic activity																			
	A	B	C	D	E	F	G	H	I	J	K	L	M	N	O	P	Q	R	S	
Code and name	Total																			
	1113	-	-	163	1	1	87	245	48	174	43	4	4	66	46	1	14	31	44	141
01 Deçan	6				1			2		1				1						1
02 Gjakovë	61			9			2	15	1	14				3	5			4	2	6
03 Glogoc	30			3			4	11	1	3				2	1					5
04 Gjilan	60			8			5	12	6	10	1	1		5	2		3	1		6
05 Dragash	14			3				4		5					1				1	
06 Istog	28			2				7	1	8	1			2	1				2	4
07 Kaçanik	21			3			1	3	1	6					3					4
08 Klinë	29			1			2	9	1	2	2			2				1	3	6
09 F.Kosovë	28			4			2	5	2	6	2				1				1	5
10 Kamenicë	23			4			3	3	1	2					1			2	2	5
11 Mitrovicë	75			7				13	24		8	5		3	1		2	2	3	7
12 Leposaviq	5			4				1												
13 Lipjan	30			5			2	8	1	4				1	2				3	4
14 Novobërdë	4			3						1										
15 Obiliq	11							6	1	3									1	
16 Rahovec	17			3			3	1	1	7								1		1
17 Pejë	73			6			2	14	5	15				8	5			1	5	12
18 Podujevë	53			13			8	17	1	3	1				1					9
19 Prishtinë	197			22			7	39	6	21	20	2	4	25	13		1	6	7	24
20 Prizren	107			15			5	20	3	26	2			7	2		3	3	5	16
21 Skenderaj	25			8	1		3	3	1	2									1	6
22 Shtime	9			1			3	2							1		1			1
23 Shtërpce	7			4				1	1						1					
24 Suharekë	18			1			2	2	1	5		1					2	2	1	1
25 Ferizaj	72			15			5	13	5	9	4			3	4	1	2	2	3	6
26 Viti	26			9			5	4	2	2	2							1	1	
27 Vushtrri	40			9			7	7	1	2	2			2				3	2	5
28 Zubin Potok	-																			
29 Zveçan	1							1												
30 Malishevë	20			1			1	7	3	4	1			1	1			1		
31 Juniku	2									1										1
32 Mamushë	-																			
33 Hani i Elezit	9						2	1	2											4
34 Graçanicë	6							2		1								2		1
35 Ranillug	1									1										
36 Partesh	-																			
37 Klokot	1									1										
38 North. Mitrovica	4							1		1				1						1

Table 7. Number of registered non-individual enterprises by municipality and sector of economic activity in Q3 2019

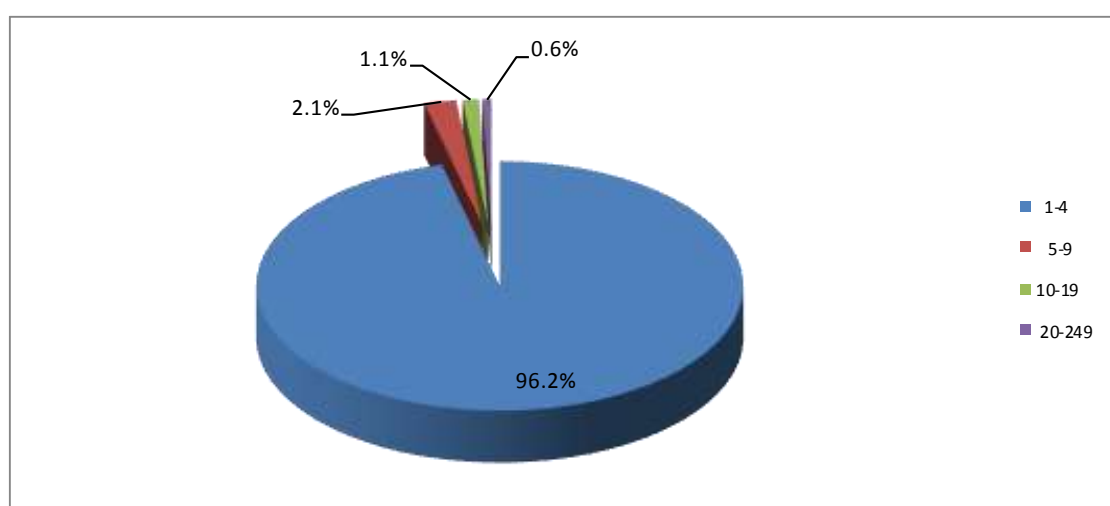
Municipality	Sector of economic activity																			
	Agriculture, forestry and fishing	Mining and quarrying	Manufacturing	Electricity, gas, steam and air conditioning supply	Water supply, sewage, waste management and remediation activities	Construction	Wholesale and retail trade, repair of motor vehicles and motorcycles	Transportation and storage	Accommodation and food service activities	Information and communication	Financial and insurance activities	Real estate activities	Professional, scientific and technical activities	Administrative and support service activities	Public administration and protection: compulsory social protection	Education	Human health and social work activities	Arts, entertainment and recreation	Other service activities	
Code and name	Total	A	B	C	D	E	F	G	H	I	J	K	L	M	N	O	P	Q	R	S
	1266	-	-	131	8	9	158	327	29	101	112	12	21	131	89	2	30	36	33	37
01 Deçan	7	-	-	2	-	-	-	1	1	-	-	-	-	2	-	-	1	-	-	-
02 Gjakovë	31	-	-	4	-	-	8	5	1	2	5	-	-	2	2	-	1	-	1	-
03 Glogoc	7	-	-	1	-	-	3	1	-	-	-	-	-	1	-	-	-	1	-	-
04 Gjilan	67	-	-	9	-	-	10	24	-	2	3	-	1	8	3	-	2	2	1	2
05 Dragash	2	-	-	-	-	-	-	2	-	-	-	-	-	-	-	-	-	-	-	-
06 Istog	10	-	-	2	-	-	6	2	-	-	-	-	-	-	-	-	-	-	-	-
07 Kaçanik	11	-	-	-	1	1	3	4	1	1	-	-	-	-	-	-	-	-	-	-
08 Klinë	18	-	-	3	-	2	4	1	1	2	-	-	-	-	1	-	-	1	-	3
09 F.Kosovë	73	-	-	7	-	-	9	21	2	9	6	-	3	6	3	-	2	1	1	3
10 Kamenicë	10	-	-	1	-	-	1	2	1	-	2	2	-	-	1	-	-	-	-	-
11 Mitrovicë	47	-	-	2	-	-	8	15	1	5	3	-	-	4	6	-	-	-	1	2
12 Leposaviq	1	-	-	-	-	-	-	-	-	1	-	-	-	-	-	-	-	-	-	-
13 Lipjan	28	-	-	4	-	-	5	10	2	-	1	1	-	-	3	-	-	-	2	-
14 Novobërdë	3	-	-	3	-	-	-	-	-	-	-	-	-	-	-	-	-	-	-	-
15 Obiliq	16	-	-	-	-	-	2	5	-	-	3	1	-	2	1	-	1	-	-	1
16 Rahovec	7	-	-	3	-	-	-	2	-	1	-	-	-	1	-	-	-	-	-	-
17 Pejë	54	-	-	5	-	1	7	16	1	2	2	-	-	6	5	-	2	3	4	-
18 Podujevë	24	-	-	5	-	1	2	6	-	2	2	-	-	1	2	-	1	-	-	2
19 Prishtinë	543	-	-	41	5	1	48	120	6	46	73	7	14	73	43	2	17	17	12	18
20 Prizren	68	-	-	11	-	2	2	25	4	8	1	-	1	5	5	-	2	1	-	1
21 Skenderaj	9	-	-	4	-	-	1	-	1	1	-	-	-	-	-	-	-	1	1	-
22 Shtime	7	-	-	-	-	-	3	1	-	1	1	-	-	-	-	-	-	1	-	-
23 Shtërpce	3	-	-	-	-	-	-	3	-	-	-	-	-	-	-	-	-	-	-	-
24 Suharekë	19	-	-	3	-	-	7	5	2	-	-	-	1	-	1	-	-	-	-	-
25 Ferizaj	105	-	-	13	1	1	9	32	3	10	2	-	1	10	5	-	-	6	8	4
26 Viti	21	-	-	2	1	-	5	3	-	1	-	1	-	5	2	-	-	1	-	-
27 Vushtrri	41	-	-	5	-	-	5	11	2	4	4	-	-	3	4	-	1	1	1	-
28 Zubin Potok	1	-	-	-	-	-	-	-	-	-	1	-	-	-	-	-	-	-	-	-
29 Zveçan	2	-	-	-	-	-	-	-	-	1	1	-	-	-	-	-	-	-	-	-
30 Malishevë	16	-	-	1	-	-	7	3	-	1	1	-	-	1	1	-	-	-	1	-
31 Juniku	1	-	-	-	-	-	1	-	-	-	-	-	-	-	-	-	-	-	-	-
32 Mamushë	-	-	-	-	-	-	-	-	-	-	-	-	-	-	-	-	-	-	-	-
33 Hani i Elezit	1	-	-	-	-	-	-	1	-	-	-	-	-	-	-	-	-	-	-	-
34 Graçanicë	10	-	-	-	-	-	2	4	-	1	-	-	-	1	1	-	-	-	-	1
35 Ranillug	-	-	-	-	-	-	-	-	-	-	-	-	-	-	-	-	-	-	-	-
36 Partesh	-	-	-	-	-	-	-	-	-	-	-	-	-	-	-	-	-	-	-	-
37 Kllokot	1	-	-	-	-	-	-	-	-	1	-	-	-	-	-	-	-	-	-	-
38 North. Mitrovica	2	-	-	-	-	-	-	2	-	-	-	-	-	-	-	-	-	-	-	-

7 Registered enterprises by sector of economic activity and number of employees

Table 8. Number of registered enterprises by sector of economic activity and number of employees in Q3 2019

Sector of economic activity	Total	Category of number of employees				
		1-4	5-9	10-19	20-249	250 +
Total	2379	2.287	51	26	14	1
A Agriculture, forestry and fishing	-	-	-	-	-	-
B Mining and quarrying	-	-	-	-	-	-
C Manufacturing	294	284	4	6	-	-
D Electricity, gas, steam and air conditioning supply	9	9	-	-	-	-
E Water supply, sewage, waste management and remediation activities	10	6	2	2	-	-
F Construction	245	233	5	3	4	-
G Wholesale and retail trade, repair of motor vehicles and motorcycles	572	557	10	4	1	-
H Transport and storage	77	74	1	2	-	-
I Accommodation and food service activities	275	264	9	1	-	1
J Information and communication	155	144	8	1	2	-
K Financial and insurance activities	16	14	2	-	-	-
L Real estate activities	25	25	-	-	-	-
M Professional, scientific and technical activities	197	191	5	-	1	-
N Administrative and support service activities	135	131	-	2	2	-
O Public administration and defense	3	3	-	-	-	-
P Education	44	37	4	1	2	-
Q Human health and social work activities	67	66	-	-	1	-
R Arts, entertainment and recreation	77	72	1	3	1	-
S Other service activities	178	177	-	1	-	-

Graph 7. Structure of registered enterprises by category of number of employees, Q3 2019

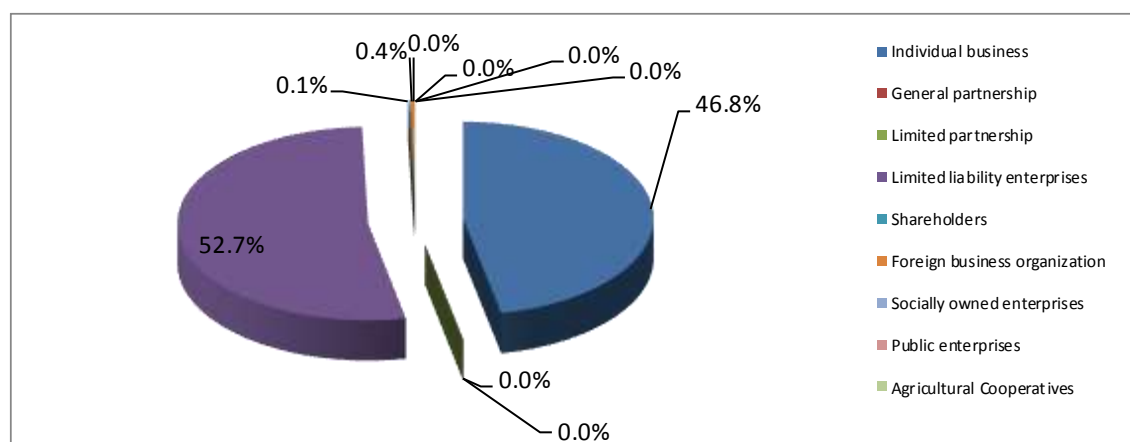


8 Registered enterprises by legal form

Table 9. Number of registered enterprises by sector of economic activity and legal form of organization in Q3 2019

Sector of economic activity	Legal form and organization										
	Total	Individual business	General partnership	Limited partnership	Limited liability enterprises	Shareholders	Foreign business organization	Socially owned enterprises	Public enterprises	Agricultural Cooperatives	Other companies under the jurisdiction of KTA
Total	2379	1113	1	-	1253	3	9	-	-	0	-
A Agriculture, forestry and fishing	0	-	-	-	-	-	-	-	-	-	-
B Mining and quarrying	0	-	-	-	-	-	-	-	-	-	-
C Manufacturing	294	163	-	-	131	-	-	-	-	-	-
D Electricity, gas, steam and air conditioning supply	9	1	-	-	8	-	-	-	-	-	-
E Water supply, sewage, waste management and remediation activities	10	1	-	-	9	-	-	-	-	-	-
F Construction	245	87	-	-	157	1	-	-	-	-	-
G Wholesale and retail trade, repair of motor vehicles and motorcycles	572	245	-	-	325	2	-	-	-	-	-
H Transport and storage	77	48	-	-	29	-	-	-	-	-	-
I Accommodation and food service activities	275	174	-	-	101	-	-	-	-	-	-
J Information and communication	155	43	-	-	112	-	-	-	-	-	-
K Financial and insurance activities	16	4	-	-	11	1	-	-	-	-	-
L Real estate activities	25	4	-	-	20	1	-	-	-	-	-
M Professional, scientific and technical activities	197	66	-	-	126	5	-	-	-	-	-
N Administrative and support service activities	135	46	1	-	88	-	-	-	-	-	-
O Public administration and defense	3	1	-	-	2	-	-	-	-	-	-
P Education	44	14	-	-	30	-	-	-	-	-	-
Q Human health and social work activities	67	31	-	-	35	1	-	-	-	-	-
R Arts, entertainment and recreation	77	44	-	-	32	1	-	-	-	-	-
S Other service activities	178	141	-	-	37	-	-	-	-	-	-

Graph 8. Registered enterprises by legal form of organization in Q3 2019

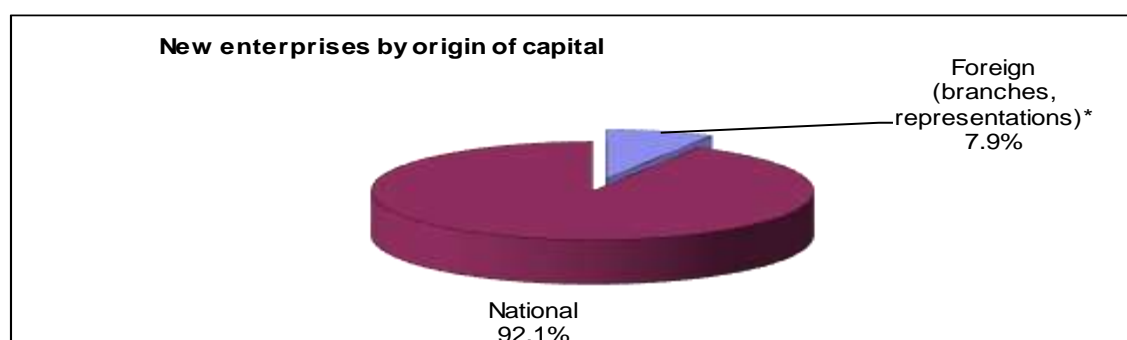


9 Registered enterprises by origin of capital

Table 10. Number of registered enterprises by origin of capital in Q3 2019

Category of number of employees	Total		Sign (branches, representations)		National	
	2379	100%	189	100.0%	2190	100%
1-4	2287	96.1%	172	91.0%	2115	96.6%
5-9	51	2.1%	9	4.8%	42	1.9%
10-19	26	1.1%	3	1.6%	23	1.1%
20-249	14	0.6%	5	2.6%	9	0.4%
250+	1	0.0%	-	-	1	0.0%

Graph 9. Structure of registered enterprises by origin of capital in Q3 2019

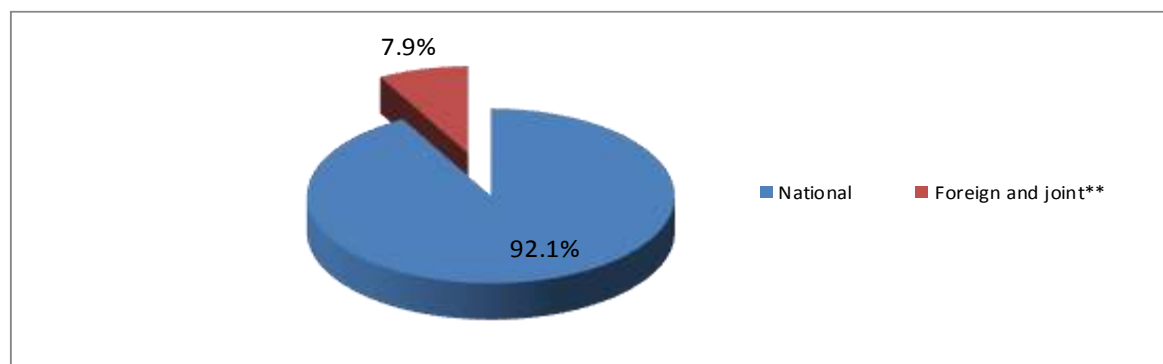


Note: The sign "***" indicates that we are dealing only with foreign businesses defined in page 8 (*Foreign businesses* as defined by KBRA).

Table 11. Number of registered enterprises by type of ownership in Q3 2019

Total	National	Foreign and joint**		
		Total	Joint (Local + Foreign)	Foreign (branches, representations)*
2379	2190	189	139	50

Graph 10. Structure of registered enterprises by type of ownership in Q3 2019



Note: The sign "***" in Table 11 and Graph 10 shows that we are dealing with a broader concept of definition of the origin of capital or ownership (registered enterprises with foreign and joint ownership).

10 Terminated enterprises

Table 12. Number of terminated enterprises by municipality and sector of economic activity in Q3 2019

Municipality	Sector of economic activity																			
	Agriculture, forestry and fishing	Mining and quarrying	Manufacturing	Electricity, gas, steam and air conditioning supply	Water supply, sewage, waste management and remediation activities	Construction	Wholesale and retail trade, repair of motor vehicles and motorcycles	Transportation and storage	Accommodation and food service activities	Information and communication	Financial and insurance activities	Real estate activities	Professional, scientific and technical activities	Administrative and support service activities	Public administration and protection: compulsory social protection	Education	Human health and social work activities	Arts, entertainment and recreation	Other service activities	
Code and name	Total	A	B	C	D	E	F	G	H	I	J	K	L	M	N	O	P	Q	R	S
	390	-	-	58	2	1	32	137	26	31	12	1	17	16	5	17	13	22	-	-
01 Deçan	3	-	-	-	1	-	-	-	1	1	-	-	-	-	-	-	-	-	-	-
02 Gjakovë	32	-	-	4	-	-	3	10	2	3	1	-	-	2	1	3	-	3	-	-
03 Glllogoc	5	-	-	-	-	-	1	1	1	-	-	-	-	1	-	-	1	-	-	-
04 Gjilan	30	-	-	5	-	-	2	14	2	3	-	-	1	1	-	-	-	2	-	-
05 Dragash	4	-	-	1	-	-	1	2	-	-	-	-	-	-	-	-	-	-	-	-
06 Istog	3	-	-	-	-	-	1	1	-	-	-	-	-	-	-	-	1	-	-	-
07 Kaçanik	3	-	-	1	-	-	1	1	-	-	-	-	-	-	-	-	-	-	-	-
08 Klinë	4	-	-	2	-	-	-	-	-	-	-	-	-	-	-	1	1	-	-	-
09 F.Kosovë	12	-	-	1	-	-	-	2	3	1	-	-	1	1	-	-	1	2	-	-
10 Kamenicë	11	-	-	2	-	-	2	2	2	1	1	-	1	-	-	-	-	-	-	-
11 Mitrovicë	36	-	-	5	-	-	1	17	-	6	-	1	1	1	1	-	-	3	-	-
12 Leposaviq	-	-	-	-	-	-	-	-	-	-	-	-	-	-	-	-	-	-	-	-
13 Lipjan	3	-	-	-	-	-	1	-	-	1	-	-	-	1	-	-	-	-	-	-
14 Novobërdë	-	-	-	-	-	-	-	-	-	-	-	-	-	-	-	-	-	-	-	-
15 Obiliq	11	-	-	2	-	-	1	5	1	1	-	-	-	-	-	-	-	1	-	-
16 Rahovec	5	-	-	1	-	-	1	3	-	-	-	-	-	-	-	-	-	-	-	-
17 Pejë	8	-	-	1	-	-	-	4	-	-	-	-	-	1	-	1	1	-	-	-
18 Podujevë	12	-	-	2	-	-	1	8	-	-	-	-	-	-	-	-	-	1	-	-
19 Prishtinë	78	-	-	12	1	-	4	20	4	5	7	-	12	6	1	5	1	-	-	-
20 Prizren	35	-	-	2	-	1	2	15	2	4	-	-	-	-	-	2	4	3	-	-
21 Skenderaj	10	-	-	4	-	-	2	3	-	-	-	-	-	-	-	-	-	1	-	-
22 Shtime	8	-	-	1	-	-	2	1	1	-	-	-	-	-	1	-	2	-	-	-
23 Shtërpce	1	-	-	-	-	-	-	1	-	-	-	-	-	-	-	-	-	-	-	-
24 Suharekë	15	-	-	1	-	-	2	5	1	1	-	-	1	-	1	1	1	1	-	-
25 Ferizaj	17	-	-	6	-	-	-	7	-	2	1	-	-	-	-	1	-	-	-	-
26 Viti	4	-	-	1	-	-	-	3	-	-	-	-	-	-	-	-	-	-	-	-
27 Vushtrri	23	-	-	2	-	-	1	8	6	1	1	-	-	1	-	1	-	2	-	-
28 Zubin Potok	-	-	-	-	-	-	-	-	-	-	-	-	-	-	-	-	-	-	-	-
29 Zveçan	1	-	-	-	-	-	-	1	-	-	-	-	-	-	-	-	-	-	-	-
30 Malishevë	7	-	-	1	-	-	2	2	-	-	-	-	-	-	-	2	-	-	-	-
31 Juniku	-	-	-	-	-	-	-	-	-	-	-	-	-	-	-	-	-	-	-	-
32 Mamushë	-	-	-	-	-	-	-	-	-	-	-	-	-	-	-	-	-	-	-	-
33 Hani i Elezit	3	-	-	-	-	-	-	1	-	-	1	-	-	-	-	-	-	1	-	-
34 Graçanica	2	-	-	-	-	-	1	-	-	1	-	-	-	-	-	-	-	-	-	-
35 Ranillug	-	-	-	-	-	-	-	-	-	-	-	-	-	-	-	-	-	-	-	-
36 Partesh	-	-	-	-	-	-	-	-	-	-	-	-	-	-	-	-	-	-	-	-
37 Kilokot	-	-	-	-	-	-	-	-	-	-	-	-	-	-	-	-	-	-	-	-
38 North. Mitrovica	4	-	-	1	-	-	-	-	-	-	-	-	-	1	-	-	-	2	-	-

Kosovo Agency of Statistics

short description

Kosovo Agency of Statistics is a professional institution which deals with collection, processing and publication of official statistical data. As such acts since 1948 and has passed through several historical stages, structured according to state regulation of those times.

On 2 August 1999, the Agency has resumed his professional work (after nine years of interruption of all statistical series detrimental to the interest of Kosovo), as an independent institution under the Ministry of Public Administration. Since 12.12.2011 the Agency operates in the frames of the Prime Minister's Office. Office is funded by the Kosovo Consolidated Budget, but also by donors for specific projects and for technical professional support.

Kosovo Agency of Statistics acts according to the Law No. 04/L-036 which entered into force on 12.12.2011. Programme of Official Statistics 2013/2017 is in implementation for the development of statistical system in correlation with the European Union statistics (EUROSTAT).

Kosovo Agency of Statistics has this organizational structure: production departments; Department of Economic statistics, Department of National Accounts, Department of Agriculture and Environment statistics and Department of Social statistics. **Support Departments**; Department of Methodology and Information Technology, Department of Policy Planning, Coordination and Communication, Department of Census and survey and Department of Administration. **Within the Agency are also established Regional Offices**; Gjakove, Gjilan, Mitrovica, Peja, Prizren, Pristina and Ferizaj

In KAS are employed in total 159 workers, of whom 100 (68,0 %) at the headquarters of the Agency, while in the Regional Offices, 47 (32,0%). Agency's educational qualifying structure is as follows: 75,5% with university education, 12,3% with with non-tertiary education, and 12.3% with secondary education.

We have professional and technical cooperation with all Ministries of the Government of Kosovo, especially with the Ministry of Economy and Finance, Central Bank of Kosovo, with international institutions, EUROSTAT, International Monetary Fund, World Bank, Sweden's SIDA, DFID, UNFPA, UNDP, UNVEF, and with the statistical institutions of the countries in the region.

Kosovo Agency of Statistics almost completely covers the territory of Kosovo, based on the statistical structure of the enumeration areas as the basic unit and sole in the country from which it gets first hand information. All surveys conducted in the field use the extension of the samples in these enumeration areas but also a statistical methodology according to international recommendations. During the collection of statistical data and reports from reporting entities are involved professionals, technicians, administrators, servants of the country offices, field enumerators from regional offices, etc.

In 2011, the project of Population Census , Households and Dwellings was successfully implemented, and in 2014 was successfully carried out the Agriculture Census. The result obtained from these censuses will have an important role in the development policies.

The mission of the Agency; to meet the needs of users with qualitative statistical data, objective, in time and space so that users have reliable base to conduct regular analysis in the interest of planning and project development at the municipal and country level. To support government institutions, scientific institutes, research academies, businesses in order to provide proper information for decision-makers and other users in Kosovo.

- **Address: KOSOVO AGENCY OF STATISTICS**
Street. "Zenel Salihu", No. 4, 10000 Pristina
- **Telephone:** +383 (0) 38 200 31 129
CEO: +383 (0) 38 200 31 112
- **Fax::** +383 (0) 38 235 033
- **E-mail:** infoask@rks-gov.net
- **Web:** <http://ask.rks-gov.net>