



Republika e Kosovës
Republika Kosova-Republic of Kosovo
Qeveria - Vlada - Government
Zyra e Kryeministrit -Ured Premijera -Office of the Prime Minister
Agjencia e Statistikave të Kosovës - Agencija za Statistike Kosova - Kosovo Agency of Statistics

Series 5: Social Statistics

Culture Statistics 2018





Republika e Kosovës
Republika Kosova-Republic of Kosovo
Qeveria - Vlada - Government
Zyra e Kryeministrit -Ured Premijera -Office of the Prime Minister
Agjencia e Statistikave të Kosovës - Agencija za Statistike Kosova - Kosovo Agency of Statistics

Series 5: Social Statistics

Culture Statistics 2018



Publisher: Kosovo Agency of Statistics (KAS)

Publication date: October, 2019

© - Kosovo Agency of Statistics

Reproduction is authorized when source is indicated

More information is available on Internet

<http://ask.rks-gov.net/>

Foreword

The Kosovo Agency of Statistics (KAS), respectively the Department of Social Statistics (DSS) has compiled the statistics of the cultural activities in the country.

Data sources for statistics of culture are Departments of Culture, Youth and Sport offices at the municipal level.

This publication provides statistical data for year of 2018 related to cultural activities of theatres, houses of culture, galleries, cinemas, museums, libraries, ballet, philharmonic-opera, ensemble, children's cultural center, and provides data on the number of employees in these institutions.

For data collection was used questionnaire for culture.

We welcome comments, suggestions or remarks that will contribute to the quality of the publication in the future, at the email address social@rks-gov.net.

KAS thanks the Departments of Culture, Youth, Sport and Non-Resident Affairs at the municipal level which unhesitatingly collaborated with the KAS staff.

Avni Kastrati - Director of the Department of Social Statistics

This publication was prepared by:

Naime Rexhepi – Head of the Division of Social Statistics

Laureta Haziri - Officer for Statistics of Sport and Culture

Ahmet Cakolli - Design Officer

Prishtina, October 2019

Chief Executive Officer, KAS
Isa Krasniqi

List of abbreviations and symbols

- KAS - Kosovo Agency of Statistics
MCYS - Ministry of Culture, Youth and Sports
- - No occurrence
: - Data not available

List of Contents

	Page
Brief description of cultural institutions	4
1.1. Activities of houses of culture	5
1.2. Activities of the National Professional Theater	8
1.3. Activities of the Children's Theater "Dodona"	8
1.4. Activities of the Theater "ODA"	9
1.5. Activities of Art galleries	9
1.6. Activities of Cinemas.....	11
1.7. Activities of Museums and Museum Houses	13
1.8. Activities of Libraries	15
1.9. Activities of the Philharmonic Opera of Kosovo	17
1.10. Activities of Ballet of Kosovo	17
1.11. Activities of the 'Shota' Ensemble and the Children's Cultural Center	18

Brief description of cultural institutions

For better recognition of the most important institutions of culture and art, below is a brief description of their value and activity.

Theatre: Is a public or private cultural institution that deals with the preparation, organization and realization of theatrical and other stage performances.

Gallery: The National Gallery of Kosovo is an institution to display visual arts and to preserve and collect valuable artwork.

Cinema: Is the place where the different movies are performed, cinemas have rooms or halls that can be enclosed space or open, or can be mobile.

Library: Is a cultural, educational and informational institution that collect, preserve, process and make available its collections to users, provides free access to information on whatever forms that are deposited.

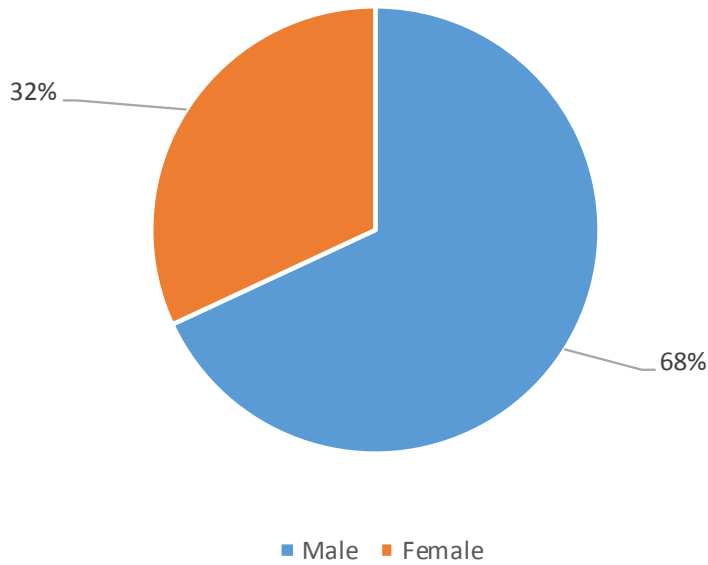
Museum: Is a non-profit institution and open to the public to research, preserve, collect, communicate and exhibit movable heritage for the purposes of studying, educating and enjoying in the service of society and its development.

Philharmonic, Opera, Ballet of Kosovo: Encourages, develops, advances, releases and promotes national and international artistic creativity through shows and concerts.

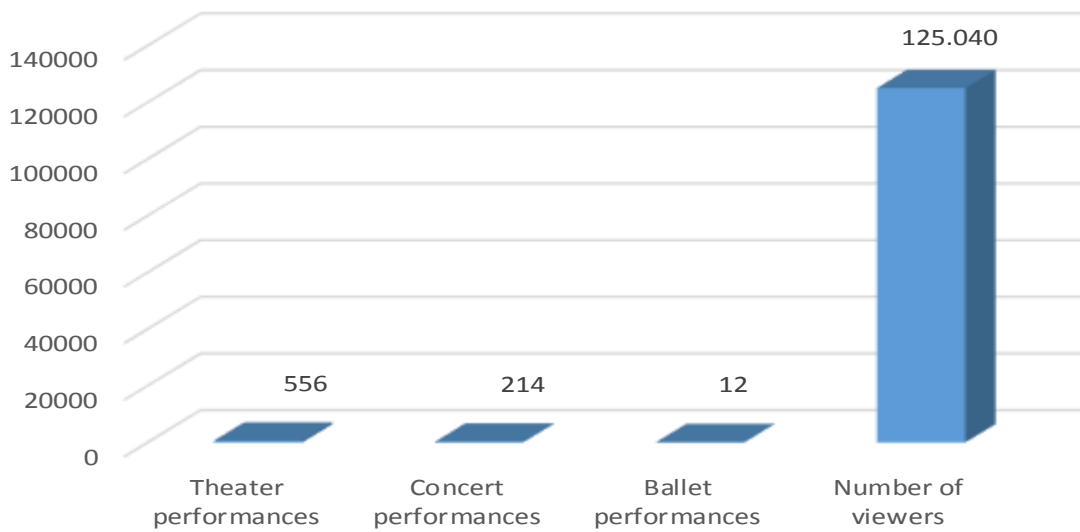
1.1. Activities of houses of culture

Municipality	Activities of theaters							Activities of cinemas				Activities of galleries	
	Number of seats	Number of theatrical performances and reruns	Number of concert performances	Number of ballet performances	Number of viewers	Number of professional and administrative workers	Female	Number of movies	Domestic movies	Foreign movies	Number of viewers	Number of exhibits	Number of visitors
Deçan	460	-	9	-	3.200	1	-	9	3	6	3.000	6	600
Gjakovë	680	25	20	2	10.900	5	3	-	-	-	-	9	510
Glogovc	-	-	-	-	-	-	-	-	-	-	-	-	-
Gjilan	296	150	10	-	6.000	21	5	-	-	-	-	10	500
Dragash	-	-	-	-	-	-	-	-	-	-	-	-	-
Istog	-	-	-	-	-	-	-	-	-	-	-	-	-
Kaçanik	640	9	4	-	1.850	11	2	-	-	-	-	-	-
Klinë	257	13	11	-	7.200	12	2	-	-	-	-	5	670
Fushë Kosovë	-	-	-	-	-	-	-	-	-	-	-	-	-
Kamenicë	512	5	9	-	-	4	1	1	-	1	40	6	210
Mitrovicë	383	34	-	-	4.780	12	4	-	-	-	-	10	870
Leposaviq	-	-	-	-	-	-	-	-	-	-	-	-	-
Lipjan	-	-	-	-	-	-	-	-	-	-	-	-	-
Novobërdë	-	-	-	-	-	-	-	-	-	-	-	-	-
Obiliq	-	-	-	-	-	-	-	-	-	-	-	-	-
Rahovec	320	7	15	-	400	7	-	3	3	-	400	10	300
Pejë	287	33	12	6	2.485	5	4	-	-	-	-	-	-
Podujevë	300	22	2	1	2.100	10	2	4	2	2	300	4	100
Prishtinë	-	-	-	-	-	-	-	-	-	-	-	-	-
Prizren	376	51	45	1	35.855	12	5	-	-	-	-	12	780
Skenderaj	500	6	4	-	2.100	11	3	3	1	2	1.450	4	400
Shtime	285	11	6	1	7.300	4	-	-	-	-	-	4	800
Shtërpcë	342	25	-	-	330	10	4	50	40	10	300	5	600
Suharekë	400	5	10	-	2.490	1	-	-	-	-	-	12	390
Ferizaj	266	33	-	-	5.000	21	8	50	5	45	750	12	400
Viti	466	10	-	-	2.100	10	4	5	5	-	250	8	700
Vushtrri	517	13	7	1	12.000	15	5	-	-	-	-	-	-
Zubin Potok	259	12	10	-	180	3	2	11	6	5	160	4	60
Zveçan	680	6	8	-	3.690	10	4	6	3	3	2.600	6	450
Malishevë	480	3	1	-	1.090	3	-	-	-	-	-	1	260
Junik	-	-	-	-	-	-	-	-	-	-	-	-	-
Mamushë	-	-	-	-	-	-	-	-	-	-	-	-	-
Hani i Elezit	222	-	11	-	1.690	2	-	-	-	-	-	-	-
Graçanicë	333	15	-	-	1.100	6	2	-	-	-	-	15	550
Ranillug	224	8	4	-	1.200	5	3	23	8	15	1.180	-	-
Partesh	-	-	-	-	-	-	-	-	-	-	-	-	-
Kilokot	-	-	-	-	-	-	-	-	-	-	-	-	-
Northern Mitrovica	300	60	16	-	10.000	15	6	30	22	8	4.000	20	4.000
Total 2018	9.785	556	214	12	125.040	216	69	195	98	97	14.430	163	13.150

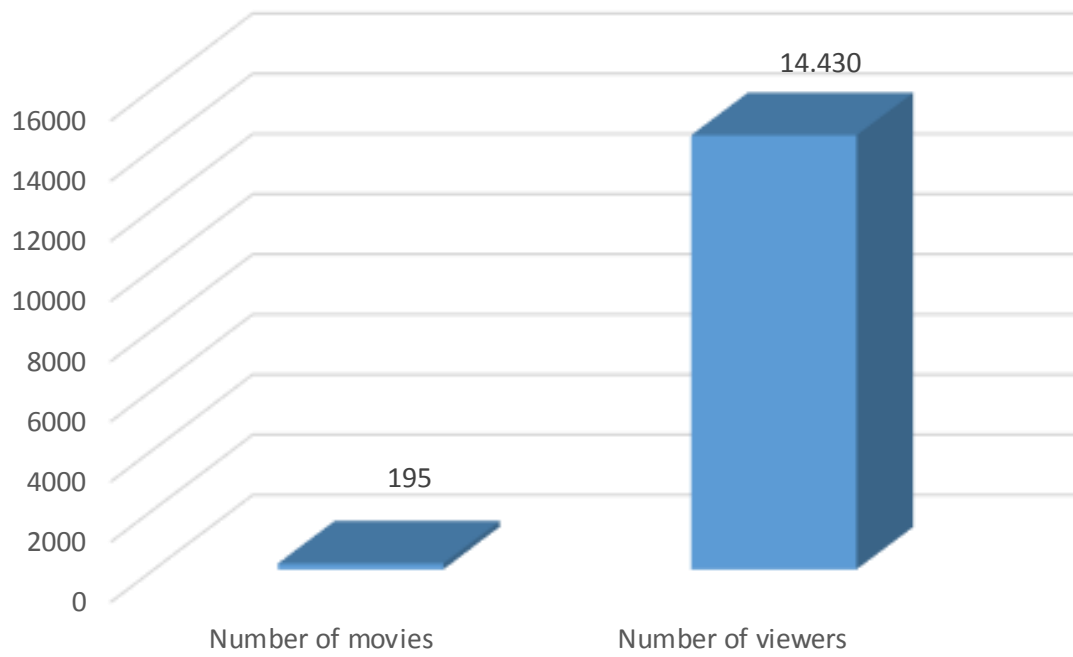
Graph 1: Structure of employees in houses of culture by gender, in %



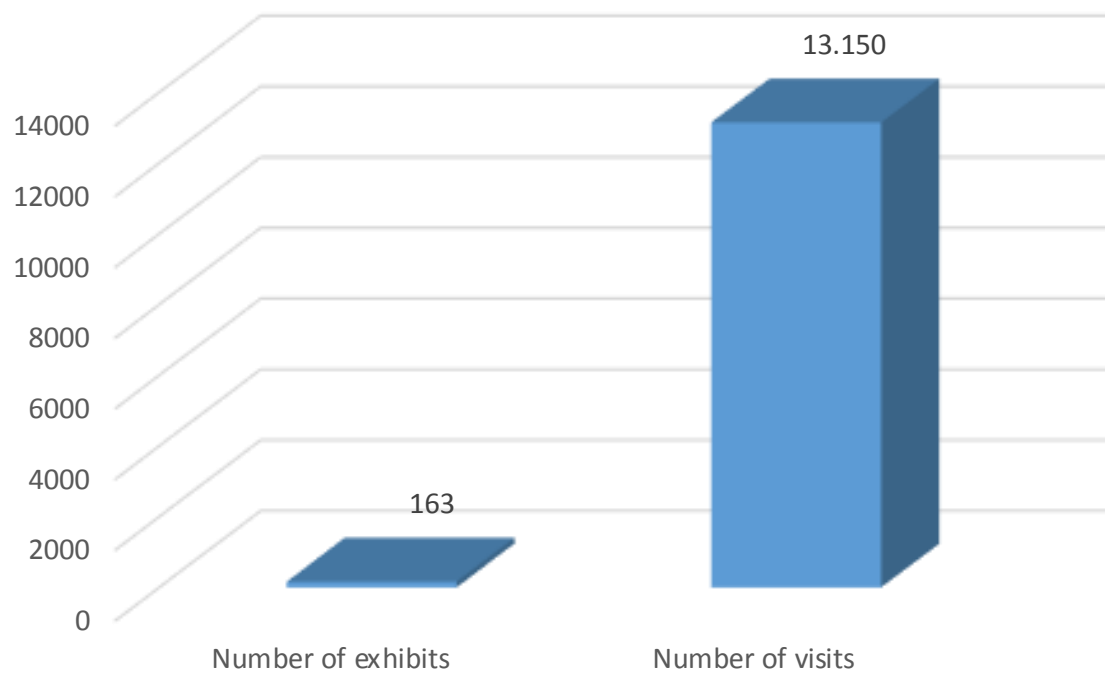
Graph 2: Number of performances and viewers in houses of culture by type of activity



Graph 3: Number of films and number of viewers in houses of culture



Graph 4: Number of exhibits and number of visitors in houses of culture



1.2. Activities of the National Professional Theater

Municipality	Number of seats	Number of theatrical performances and reruns	Number of concert performances	Number of theatrical performances guests	Number of viewers	Number of workers (professional and administrative)	Female
Prishtina	320	178	4	9	10.557	70	30
Total 2018	320	178	4	9	10.557	70	30

1.3. Activities of the Children's Theater "Dodona"

Municipality	Number of seats	Number of theater performances	Number of concert performances	Number of ballet performances	Number of viewers	Number of workers (professional and administrative)	Female
Prishtina	150	127	-	-	10.551	21	3
Total 2018	150	127	-	-	10.551	21	3

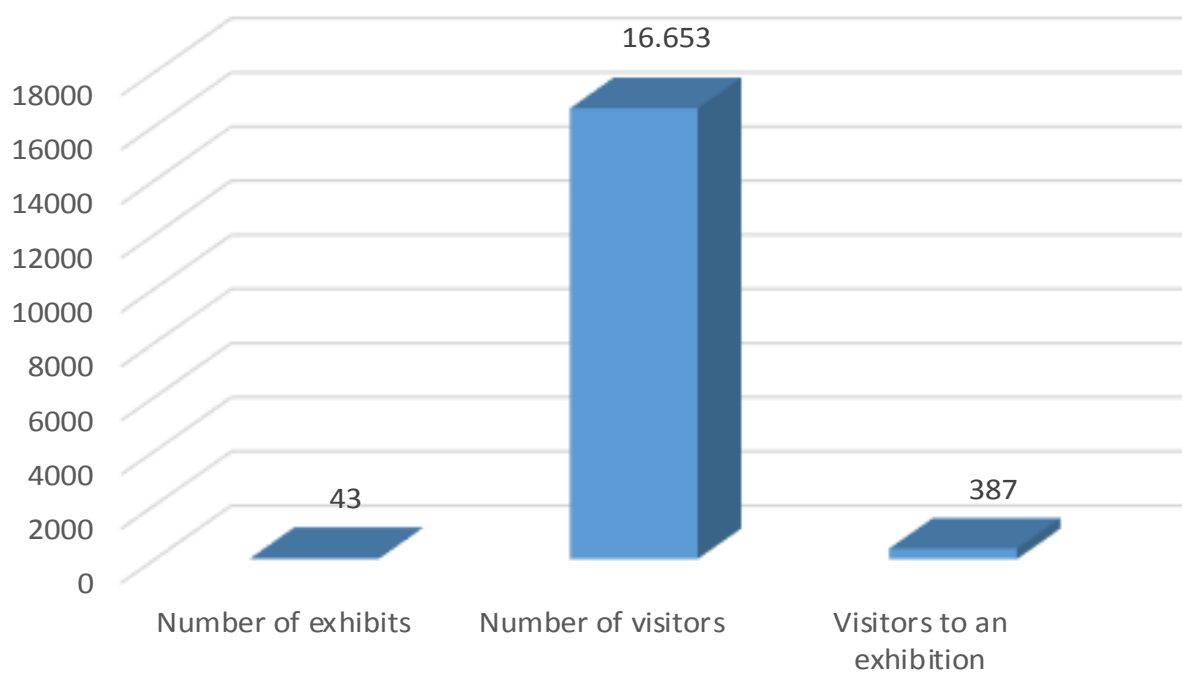
1.4. Activities of the Theater “ODA”

Municipality	Number of seats	Number of theatrical performances and reruns	Number of concert performances	Number of ballet performances	Number of other public events	Number of viewers	Number of workers (professional and administrative)	Female
Prishtina	185	55	17	5	88	11.176	21	10
Total 2018	185	55	17	5	88	11.176	21	10

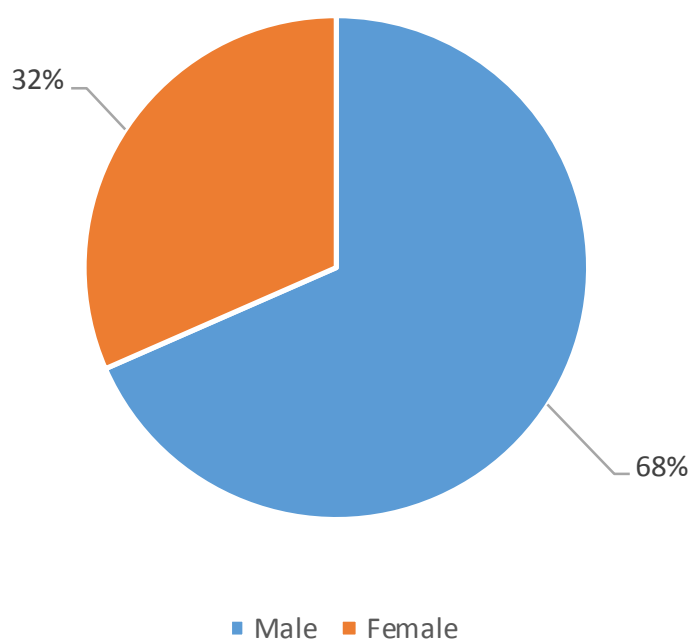
1.5. Activities of Art galleries

Municipality	Number of galleries	Number of exhibits	Number of visitors	Number of employees	Female
Pejë	1	17	1.173	2	1
Prishtina	2	26	15.480	17	5
Total 2018	3	43	16.653	19	6

Graph 5: Number of exhibitions and number of visitors in art galleries



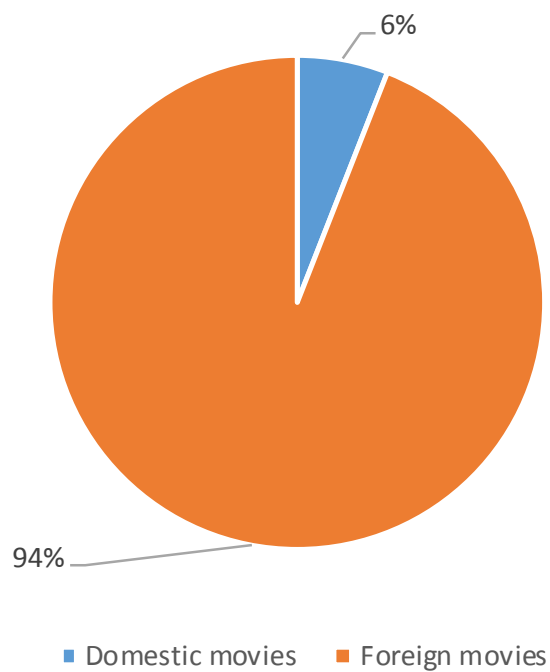
Graph 6: Structure of employees in art galleries by gender, in %



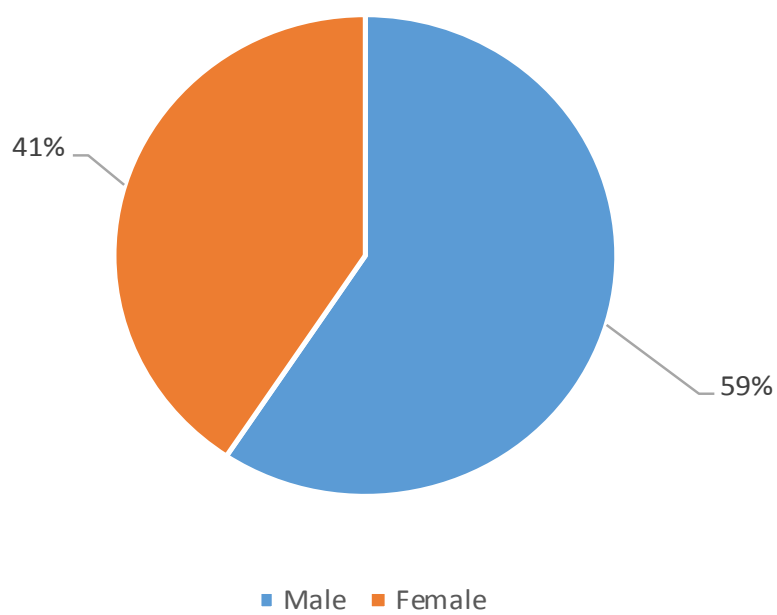
1.6. Activities of Cinemas

Municipality	Number of cinemas	Number of mobile cinemas	Number of halls	Number of seats	Number of movies	Number of days of movie screenings per week	Domestic movies	Foreign movies	Number of viewers	Number of employees	Female
ABC	1	-	1	215	62	7	3	59	9.110	14	5
CINEPLEXX	1	-	6	843	167	7	4	163	335.385	20	8
DOKU-KINO - DOKUFEST	1	10	11	2.165	330	7	24	306	45.000	23	10
JUSUF GERVALLA	1	-	1	250	148	3	11	137	3.097	2	1
Total 2018	4	10	19	3.473	707	24	42	665	392.592	59	24

Graph 7: Performance of domestic and foreign movies in cinemas, in %



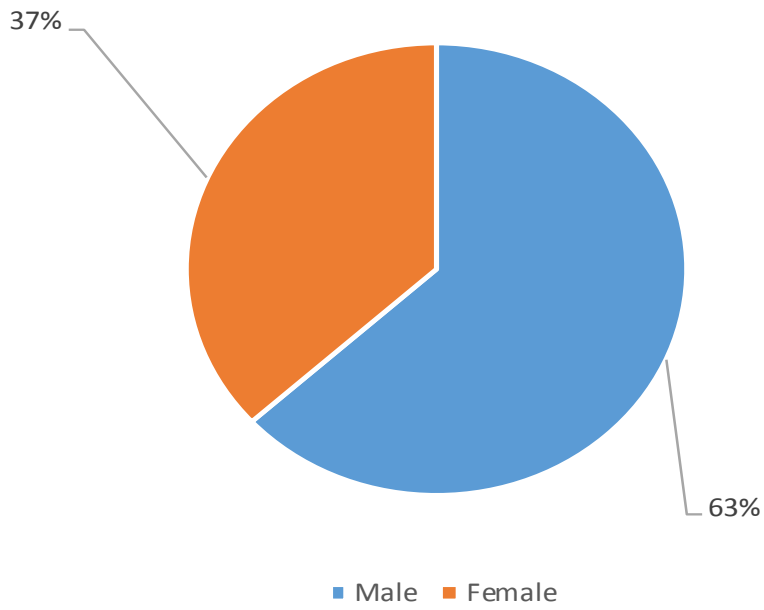
Graph 8: Structure of employees in cinemas by gender, in %



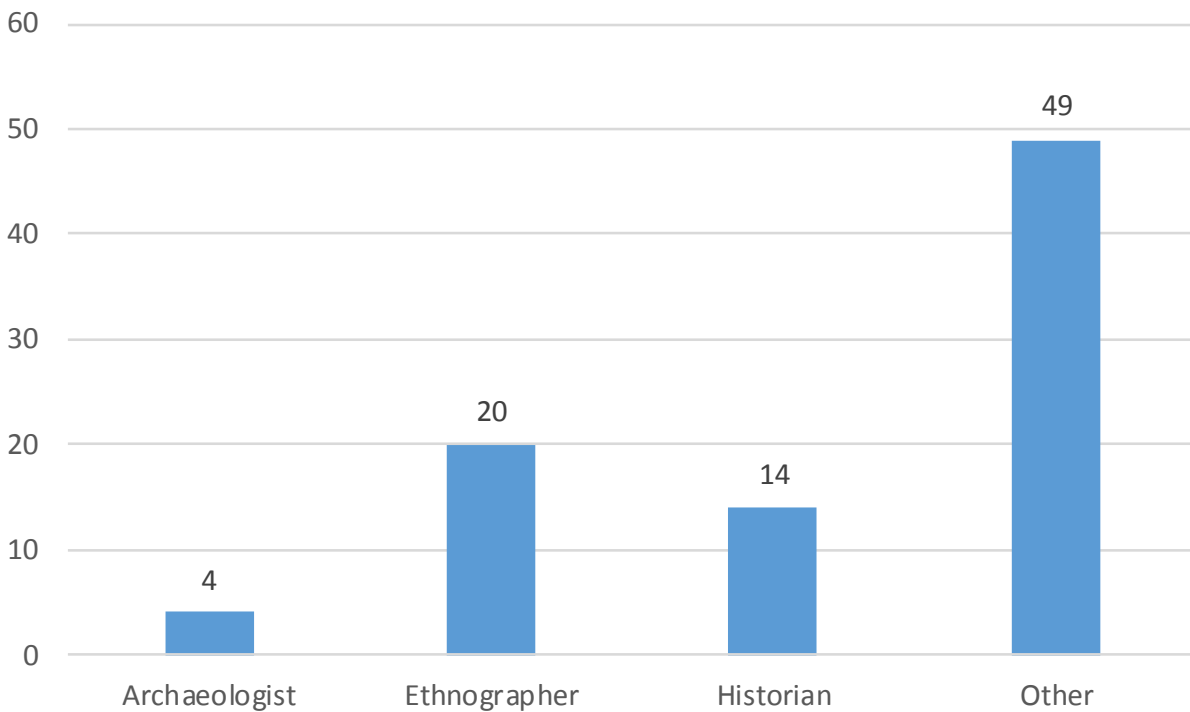
1.7. Activities of Museums and Museum Houses

Municipality	Number of museums	Number of museum houses	Number of visitors	Archaeologist	Female	Ethnographer	Female	Historian	Female	Other workers	Female	Total workers	Female
Deçan	1	12	8.500	-	-	-	-	1	-	1	-	2	-
Gjakovë	4	2	2.780	-	-	-	-	-	-	3	1	3	1
Gllgovc	-	-	-	-	-	-	-	-	-	-	-	-	-
Gjilan	1	4	3.000	-	-	-	-	-	-	1	-	1	-
Dragash	1	6	600	-	-	-	-	-	-	-	-	-	-
Istog	1	1	1.300	1	-	-	-	-	-	1	-	2	-
Kaçanik	-	5	840	-	-	-	-	-	-	-	-	-	-
Klinë	1	1	400	-	-	-	-	1	-	1	-	2	-
Fushë Kosovë	1	-	1.500	-	-	-	-	-	-	-	-	-	-
Kamenicë	1	2	400	-	-	-	-	-	-	-	-	-	-
Mitrovicë	1	-	3.500	-	-	1	1	1	-	8	5	10	6
Leposaviq	-	-	-	-	-	-	-	-	-	-	-	-	-
Lipjan	-	1	200	-	-	-	-	-	-	1	-	1	-
Novobërdë	-	-	-	-	-	-	-	-	-	-	-	-	-
Obiliq	-	-	-	-	-	-	-	-	-	-	-	-	-
Rahovec	1	1	500	-	-	-	-	1	-	1	-	2	-
Pejë	1	1	2.194	-	-	1	1	1	-	4	3	6	4
Podujevë	-	3	3.500	-	-	-	-	-	-	-	-	-	-
Prishtinë	1	3	6.000	2	1	8	4	5	2	9	5	24	11
Prizren	3	1	42.850	1	-	2	2	1	-	13	3	17	5
Skenderaj	1	4	3.800	-	-	-	-	-	-	2	1	2	1
Shtime	1	1	1.000	-	-	1	-	-	-	1	1	2	1
Shtërpcë	-	-	-	-	-	-	-	-	-	-	-	-	-
Suharekë	1	2	60	-	-	-	-	-	-	1	-	1	-
Ferizaj	1	-	6.000	-	-	-	-	1	-	-	-	1	-
Viti	-	2	250	-	-	-	-	-	-	-	-	-	-
Vushtrri	1	1	8.000	-	-	1	-	-	-	1	-	2	-
Zubin Potok	1	-	250	-	-	1	-	-	-	-	-	1	-
Zveçan	-	-	-	-	-	-	-	-	-	-	-	-	-
Malishevë	1	-	1.650	-	-	-	-	-	-	1	-	1	-
Junik	-	-	-	-	-	-	-	-	-	-	-	-	-
Mamushë	-	-	-	-	-	-	-	-	-	-	-	-	-
Hani i Elezit	-	-	-	-	-	-	-	-	-	-	-	-	-
Graçanicë	-	-	-	-	-	-	-	-	-	-	-	-	-
Ranillug	-	-	-	-	-	-	-	-	-	-	-	-	-
Partesh	-	2	920	-	-	-	-	-	-	-	-	-	-
Kllokot	-	-	-	-	-	-	-	-	-	-	-	-	-
Northern Mitrovica	-	1	2.000	-	-	5	2	2	1	-	-	7	3
Total 2018	25	56	101.994	4	1	20	10	14	3	49	19	87	32

Graph 9: Structure of employees in museums by gender, in %



Graph 10: Structure of employees in museums by occupation



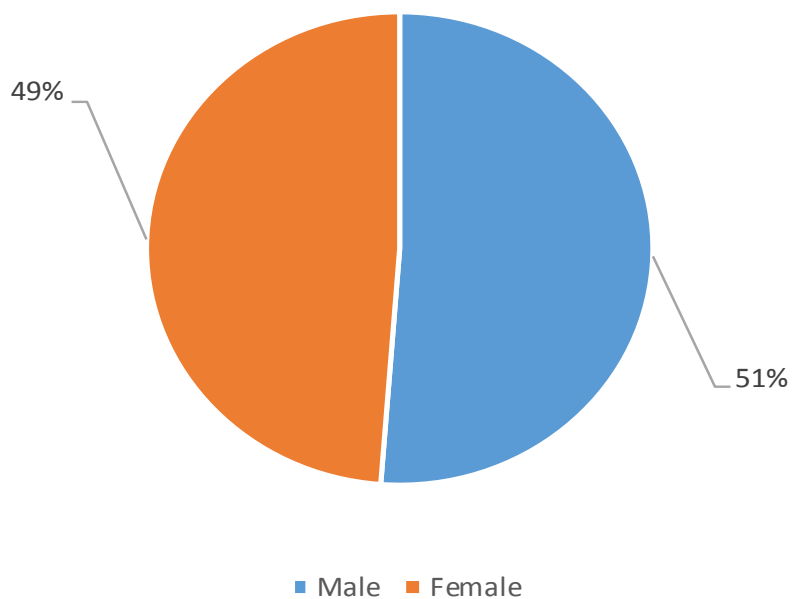
1.8. Activities of Libraries

Municipality	Number of libraries	Titles of books entered during the year	The library fund of books	Number of readers	Number of activities	Number of employees	Female	Librarians	Female
Deçan	2	330	2.419	690	2	3	3	3	3
Gjakovë ¹	2	518	38.552	2.134	14	6	1	6	1
Glllogovc	4	441	17.867	1.811	-	3	-	3	-
Gjilan	8	7.092	101.661	4.751	25	16	7	9	4
Dragash	6	3.000	51.000	2.000	3	6	-	5	-
Istog	2	35	21.772	361	-	3	3	3	3
Kaçanik	5	150	39.983	634	-	5	2	5	2
Klinë	1	450	26.283	750	2	3	1	-	-
Fushë Kosovë	1	221	8.593	750	17	3	1	-	-
Kamenicë	5	664	39.791	637	-	5	4	5	4
Mitrovicë	4	329	84.015	1.344	-	16	12	12	9
Leposaviq	-	-	-	-	-	-	-	-	-
Lipjan ²	3	-	61.286	1.768	-	4	2	-	-
Novobërdë	2	70	15.742	4.664	-	2	-	2	-
Obiliq	5	3.300	37.141	2.420	6	6	3	6	3
Rahovec	3	170	900	700	10	3	-	-	-
Pejë	3	8.747	39.710	1.747	42	20	8	-	-
Podujevë	1	980	25.000	1.500	3	6	-	5	-
Prishtinë	13	5.821	686.935	109.213	165	97	51	89	38
Prizren	4	1.118	111.635	2.727	354	15	9	15	9
Skenderaj	3	938	28.329	616	13	6	2	5	2
Shtime	1	280	6.240	1.484	1	1	-	1	-
Shtërpçë	2	50	11.000	500	-	2	1	2	1
Suharekë	2	2.485	17.350	1.566	4	4	3	3	2
Ferizaj	5	1.861	60.897	3.749	17	17	9	11	7
Viti	4	235	49.248	1.414	6	6	4	4	2
Vushtrri	6	200	75.000	1.000	5	7	3	1	1
Zubin Potok	1	300	50.000	1.000	4	6	6	-	-
Zveçan	1	20	3.200	140	-	2	1	2	1
Malishevë	1	-	9.804	469	-	2	2	2	2
Junik	1	400	7.400	700	-	1	-	1	-
Mamushë	-	-	-	-	-	-	-	-	-
Hani i Elezit	1	33	5.262	131	-	-	-	1	-
Graçanicë	-	-	-	-	-	-	-	-	-
Ranillug	1	500	1.320	500	5	1	-	1	-
Partesh	3	300	23.000	290	-	1	1	-	-
Killokot	1	-	3.100	75	10	1	-	1	-
Northern Mitrovica	3	1.000	14.000	2.300	30	14	4	4	3
Total 2018	110	42.038	1.775.435	156.535	738	293	143	207	97

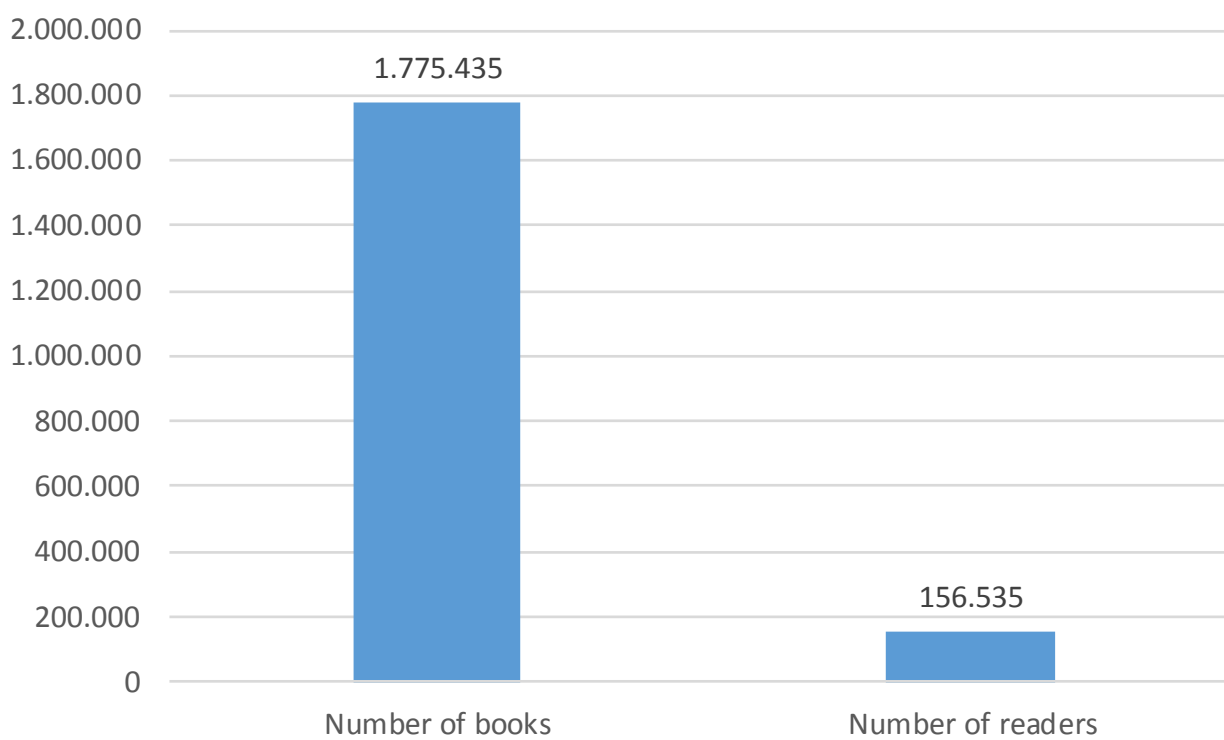
¹ The library in Brekoc in the municipality of Gjakova was given to use by the school.

² The libraries in Magure and Ribar i Madhe in the municipality Lipjan were given to the schools "Hajredin Eid" and "Kadri Beba".

Graph 11: The structure of employees in libraries by gender, in %



Graph 12: Number of books and number of readers in libraries



1.9. Activities of the Philharmonic Opera of Kosovo

Type of activity	Concerts performed		Employees (artistic and administration)	
	In the country	Abroad	Male	Female
Orchestra	16	-	27	13
Choir	4	1	15	24
Total 2018	20	1	42	37

1.10. Activities of Ballet of Kosovo

Type of ballet	Total number of performances	Number of premieres	Number of reruns	Number of viewers for a performance	Total number of ballerinas
National professional ballet	57	4	53	490	27
Total 2018	57	4	53	490	27

1.11. Activities of the 'Shota' Ensemble and the Children's Cultural Center

Type of Ensemble	Number of concerts		Number of competitions		Number of artistic workers		Number of employees	
	In the country	Abroad	In the country	Abroad	Total	Female	Total	Female
Professional Ensemble 'Shota'	16	12	-	1	43	21	13	5
Children's Cultural Center	22	4	1	3	222	130	8	4
Total 2018	38	16	1	4	265	151	21	9

Cataloging in publication – (CIP)
National Library of Kosovo “Pjetër Bogdani”

008:311(496.51)”2018”

Culture Statistics 2018 / this publication was prepared by Naime Rexhepi, Laureta Haziri, Ahmet Cakolli . – Prishtinë : Kosovo Agency of Statistics, 2019. - 23 f. : ilustr. ; 21 cm.

1.Rexhepi, Naime 2. Haziri, Laureta 3. Cakolli, Ahmet

ISBN 978-9951-22-604-2

Kosovo Agency of Statistics

short description

Kosovo Agency of Statistics is a professional institution which deals with collection, processing and publication of official statistical data. As such acts since 1948 and has passed through several historical stages, structured according to state regulation of those times.

On 2 August 1999, the Agency has resumed his professional work (after nine years of interruption of all statistical series detrimental to the interest of Kosovo), as an independent institution under the Ministry of Public Administration. Since 12.12.2011 the Agency operates in the frames of the Prime Minister's Office. Office is funded by the Kosovo Consolidated Budget, but also by donors for specific projects and for technical professional support.

Kosovo Agency of Statistics acts according to the Law No. 04/L-036 which entered into force on 12.12.2011. Programme of Official Statistics 2013/2017 is in implementation for the development of statistical system in correlation with the European Union statistics (EUROSTAT).

Kosovo Agency of Statistics has this organizational structure: production departments; Department of Economic statistics, Department of National Accounts, Department of Agriculture and Environment statistics and Department of Social statistics. **Support Departments**; Department of Methodology and Information Technology, Department of Policy Planning, Coordination and Communication, Department of Census and survey and Department of Administration. **Within the Agency are also established Regional Offices**; Gjakove, Gjilan, Mitrovica, Peja, Prizren, Pristina and Ferizaj

In KAS are employed in total 159 workers, of whom 100 (68,0 %) at the headquarters of the Agency, while in the Regional Offices, 47 (32,0%). Agency's educational qualifying structure is as follows: 75,5% with university education, 12,3% with with non-tertiary education, and 12.3% with secondary education.

We have professional and technical cooperation with all Ministries of the Government of Kosovo, especially with the Ministry of Economy and Finance, Central Bank of Kosovo, with international institutions, EUROSTAT, International Monetary Fund, World Bank, Sweden's SIDA, DFID, UNFPA, UNDP, UNVEF, and with the statistical institutions of the countries in the region.

Kosovo Agency of Statistics almost completely covers the territory of Kosovo, based on the statistical structure of the enumeration areas as the basic unit and sole in the country from which it gets first hand information. All surveys conducted in the field use the extension of the samples in these enumeration areas but also a statistical methodology according to international recommendations. During the collection of statistical data and reports from reporting entities are involved professionals, technicians, administrators, servants of the country offices, field enumerators from regional offices, etc.

In 2011, the project of Population Census , Households and Dwellings was successfully implemented, and in 2014 was successfully carried out the Agriculture Census. The result obtained from these censuses will have an important role in the development policies.

The mission of the Agency; to meet the needs of users with qualitative statistical data, objective, in time and space so that users have reliable base to conduct regular analysis in the interest of planning and project development at the municipal and country level. To support government institutions, scientific institutes, research academies, businesses in order to provide proper information for decision-makers and other users in Kosovo.

- **Address: KOSOVO AGENCY OF STATISTICS**
Street. "Zenel Salihu", No. 4, 10000 Pristina
- **Telephone:** +383 (0) 38 200 31 129
CEO: +383 (0) 38 200 31 112
- **Fax::** +383 (0) 38 235 033
- **E-mail:** infoask@rks-gov.net
- **Web:** <http://ask.rks-gov.net>

ISBN 978-9951-22-604-2



9 789951 226042