



Republika e Kosovës
Republika Kosova-Republic of Kosovo
Qeveria - Vlada - Government
Zyra e Kryeministrit -Ured Premijera -Office of the Prime Minister
Agjencia e Statistikave të Kosovës - Agencija za Statistike Kosova - Kosovo Agency of Statistics

Series 5: Social Statistics

Death Statistics 2018





Republika e Kosovës
Republika Kosova-Republic of Kosovo
Qeveria - Vlada - Government
Zyra e Kryeministrit -Ured Premijera -Office of the Prime Minister
Agjencia e Statistikave të Kosovës - Agencija za Statistike Kosova - Kosovo Agency of Statistics

Series 5: Social Statistics

Death Statistics 2018



Publisher: Kosovo Agency of Statistics (KAS)

Publication date: June, 2019

© - Kosovo Agency of Statistics

Reproduction is authorized when source is indicated

More information is available on Internet

<http://ask.rks-gov.net/>

F o r e w o r d

Kosovo Agency of Statistics (KAS), the Department of Social Statistics (DSS), has compiled basic data and some statistical indicators on deaths inside and outside Kosovo in 2018.

The data in this publication are final and are the result of regular monthly surveys, while processing and publication of data are of annual character.

Source of statistics on deaths are Death Certificates by the Law on Civil Status, No.04/L-003. Reporting units are the Civil Status Offices (Civil Registers) in Kosovo.

Collection of data is done through special statistical instruments: statistical questionnaire for deaths DEM-2.

According to legal provisions on guiding the register books, death cases are mandatory to be recorded in the register book for death, in the place where the event occurred, regardless if the persons with whom the event is related, have their permanent residence in that settlement or elsewhere.

The demographic statistics on mortalities are processed and published according to the principle of permanent / ordinary residence of the deceased person that, according to international rules, corresponds to the concept of permanent population (resident), which principle is applied in the case of population census and other population analysis.

In case of use of this information published in this publication, the DSS of KAS will accept suggestions, proposals and any remarks which will help in enriching the content of this publication in the future.

Avni Kastrati, Director of the Department of Social Statistics
Valdete Novakazi, Head of Division of Population Statistics

In preparing the publication contributed:

Sanije Uka, Senior Officer for Population Statistics – data processing and analysis
Arijeta Sojeva, Senior Officer for Vital Statistics
Elvira Tahiri, Officer for Population Statistics
Vjollca Berisha, Officer for Vital Statistics
Ahmet Cakolli, Officer for Design.

Prishtina, June 2019

Chief Executive Officer, KAS,
Isa Krasniqi

List of abbreviations and symbols

| | | |
|-----|---|--|
| KAS | - | Kosovo Agency of Statistics |
| DSS | - | Department of Social Statistics |
| RAE | - | Roma, Ashkali and Egyptian |
| 0 | - | The data is less than 0.5 of the given unit of measurement |
| : | - | Data not available |
| - | - | No occurrence |

List of Contents

| | Page |
|---|-----------|
| Brief history..... | 5 |
| Source of the data | 5 |
| Inclusion | 6 |
| Elementary analysis | 8 |
| DEATHS (DEM – 2) | 9 |
| Table 1. Deaths ¹ by settlement where the event occurred and permanent settlement in the municipality, 2018..... | 10 |
| CHAPTER - I - | 13 |
| Deaths occurred inside Kosovo | 13 |
| Table 2. Deaths in Kosovo by municipality, gender, place where the death occurred and ethnicity, 2018..... | 14 |
| Table 3. Deaths by municipality, gender and age group, 2018..... | 15 |
| Table 4. Deaths by municipality, marital status and gender, 2018..... | 17 |
| Table. 5 Deaths by age group, marital status and gender, 2018 | 18 |
| Table 6. Deaths by municipality and month, 2018 | 19 |
| Table 7. Deaths by age group, gender and level of education, 2018..... | 21 |
| Table 8. Deaths by age group and month, 2018..... | 22 |
| Table 9. Deaths by ethnicity, gender and age group, 2018 | 23 |
| Table 10. Deaths by month and gender, 2018..... | 24 |
| Table 11. Violent deaths ⁴ by municipality and type, 2018..... | 25 |
| Table 12. Violent deaths by age, gender and type, 2018 | 27 |
| Table 12. Violent deaths by age, gender and type, 2018 (continued)..... | 28 |
| Table 13. Violent deaths by gender and age group, 2018 | 29 |
| Table 14. Violent deaths by ethnicity, 2018 | 30 |
| Table 15. Perinatal mortality (0-6 days and stillbirths) by municipality, 2018..... | 31 |
| Table 16. Infant mortality by municipality, age and medical treatment, 2018 | 32 |
| Table 17. Infant mortality by municipality, ethnicity and gender, 2018..... | 33 |
| Table 18. Infant mortality by gender and age, 2018 | 34 |
| Table 19. Infant ⁶ mortality by gender, maternal age and childbirth, 2018..... | 36 |
| Table 20. Infant mortality by mother's marital status and level of education, 2018..... | 38 |
| Table 21. Infant mortality by month and gender, 2018 | 39 |
| Table 22. Mortality (deaths) by age and gender, 2018 | 40 |
| Table 22. Mortality by age and gender, 2018 (continued) | 41 |
| Table. 23 Mortality by single age, gender and ethnicity, 2018..... | 43 |

Table. 23 Mortality by single age, gender and ethnicity, 2018 (continued)44

Table 24. Average age of the deceased persons by municipality and gender, 2018 ...45

CHAPTER - II -49

Deaths occurred outside Kosovo49

Table 25. Deaths outside Kosovo by municipality and ethnicity, 2018.....50

Table 26. Deaths occurred outside Kosovo by country and gender, 2018.....51

Questionnaire for deaths, DEM-2.....52

Brief history

Data on deaths during 1900-1912 were obtained through Turkish tefters' books, led by the special administrative offices and by religious institutions.

Even in the period of 1921-1939, the data for vital statistics were provided mainly through religious institutions (churches and mosques), a small portion was provided through state civil offices or registers.

After World War II, on May 9, 1946, the Law on State Register Books was approved, and this matter was carried to authorities of the state bodies.

Data collection for deaths was done on a monthly basis by clerks in a summarized manner, which contained only the total and gender. Collected monthly data were **preliminary** demographic results.

After 1951, demographic data were collected through individual questionnaires, processed afterwards into **final** data according to permanent residence and the time when the event occurred.

The collapse of the System of Demographic Statistics starts with the beginning of political disorder in Kosovo in 1989, while the total destruction occurred during the war in 1999, and continued with the disorder and collapse of many civil status offices and the liquidation and stealing-withdrawing of many register books (in some municipalities also the register books from 1900) in Serbia.

The first attempts to start the operation of this institution were made in late 1999, when UNMIK established new civil registers by providing new books and new certificates.

In 2000, the priority was "Reactivation of the Vital Statistical System" planned in the Department of Population Statistics in KAS. General technical assistance was provided by the University of Montreal in Canada, and later by the Dutch government.

In August 2001, starts collection of data for deaths

Demographic Statistics, after the war in 1999, were initially supported by the Canadian International Development Agency (CIDA) for the first phase and the Dutch government for the second phase - UNFPA was as an executive agency of the project.

In December 2011 entered into force the Law on Official Statistics of the Republic of Kosovo with No.04/L-036.

Source of the data

Reporting units of data for deaths are Civil Status Offices.
Data are collected by special statistical questionnaire DEM-2.

According to legal provisions on guiding the register book, the cases of death are mandatory to be registered in the registry book at the civil office where the event occurred, regardless that the persons with whom the event is related live in that place or elsewhere.

The results of demographic statistics are processed according to the principle of permanent residence of the deceased. So the demographic statistical outcomes are processed according to the principle of permanent residence, which corresponds with the concept of permanent population (resident) applied in the census.

This publication contains information about deaths that occurred in 2018. The data are presented in tabular form, in national scale and by municipality, for natural and violent deaths by characteristics such as age, gender, ethnicity, education, etc.

Inclusion

Particularly important is the implementation of the legal regulation on recording of vital events - death cases in registers of the civil status offices. There is no report or analysis of recent years on under-reporting of death cases, including timely reporting, but it is estimated that not all cases of death are reported, especially those from non-Albanian communities and female.

Definition of the indicators of death

Death means the enduring disappearance of all life signs (termination of vital functions without resuscitation).

Mortality rate represents the ratio of the total number of deaths and the number of population expressed per 1,000 inhabitants in a given period.

Infant mortality rate represents the number of babies who died before the age of 1 (0-11 months) expressed per 1,000 live births in a given period.

Perinatal deaths represent the number of perinatal deaths – stillbirths and early neonatal deaths (0-27 days).

Perinatal mortality rate represents the number of perinatal deaths (stillbirths and early neonatal deaths) expressed per 1,000 births.

Neonatal deaths represent the number of deaths occurring without having 28 days of life (0-27 days).

Neonatal mortality rate represents infant deaths occurring without having 28 days of life (0-27 days), expressed per 1,000 live births within a calendar year. These deaths are divided into:

Early neonatal deaths referring to live births that died within 7 days (0-6 days) of their lives.

Late neonatal deaths, which occurred from day 7 (7 to 27 days but before day 28).

Postnatal deaths represent the number of infant deaths occurring from the 28th day after birth to the 364th day of the life (without completing 1 year).

Fetal death (stillbirths)

Means death prior to the complete expulsion or extraction from its mothers of a product of human conception, irrespective of the duration of pregnancy, that is not an induced termination. The death is indicated by the fact that after such expulsion or extraction the fetus does not breathe or show any other evidence of life such as beating of the heart, pulsation of the umbilical cord or definite movement of voluntary muscles.

Maternal mortality, is the death of a woman while pregnant or within 42 days of termination of pregnancy, irrespective of the duration and the site of the pregnancy, from any cause related to or aggravated by the pregnancy or its management, but not from accidental or incidental causes, expressed in 100,000 live-births for a certain period of time.

Maternal mortality rate, represent the number of women who died while pregnant or within 42 days of termination of pregnancy, irrespective of the duration and the site of the pregnancy, from any cause related to or aggravated by the pregnancy or its management, but not from accidental or incidental causes, expressed in 100,000 live-births for a certain period of time.

Elementary analysis

Deaths reported by family members and registered in the books for the deaths in 2018 were total of 9991 cases, of which deaths occurred inside Kosovo were registered 8998 cases, and deaths that occurred outside Kosovo were registered 993 cases.

Of the total reported deaths occurred inside Kosovo, 4959 or 55.1% are males and 4039 or 44.9% are females.

42.9% of cases of deaths occurred in health institutions, while 55.3% occurred at home, and 1.8% elsewhere.

According to the municipality where the event occurred, Prishtina takes first place with 2531 deaths or 25.3%, second place takes Prizren with 995 or 10.0%, third Peja with 665 or 6.7%, etc. 79.9% of the dead were aged 60 years and over.

First quarter of the year participates with 35.4%, while the month of January takes first place with 9.7% of reported deaths. Albanians participate with 90.1%.

Violent deaths in 2018 had a total of 177 cases or 1.9%.

Fatalities 129 or 72.9%, suicides 27 or 15.3% and homicides 21 or 11.9%. In all violent deaths dominates the age 20-49 for both males and females.

Infant mortality in 2018 were 242 cases, and their share in total mortality is 2.7%. Males 34 or 20.7% females 108 or 44.6 %.

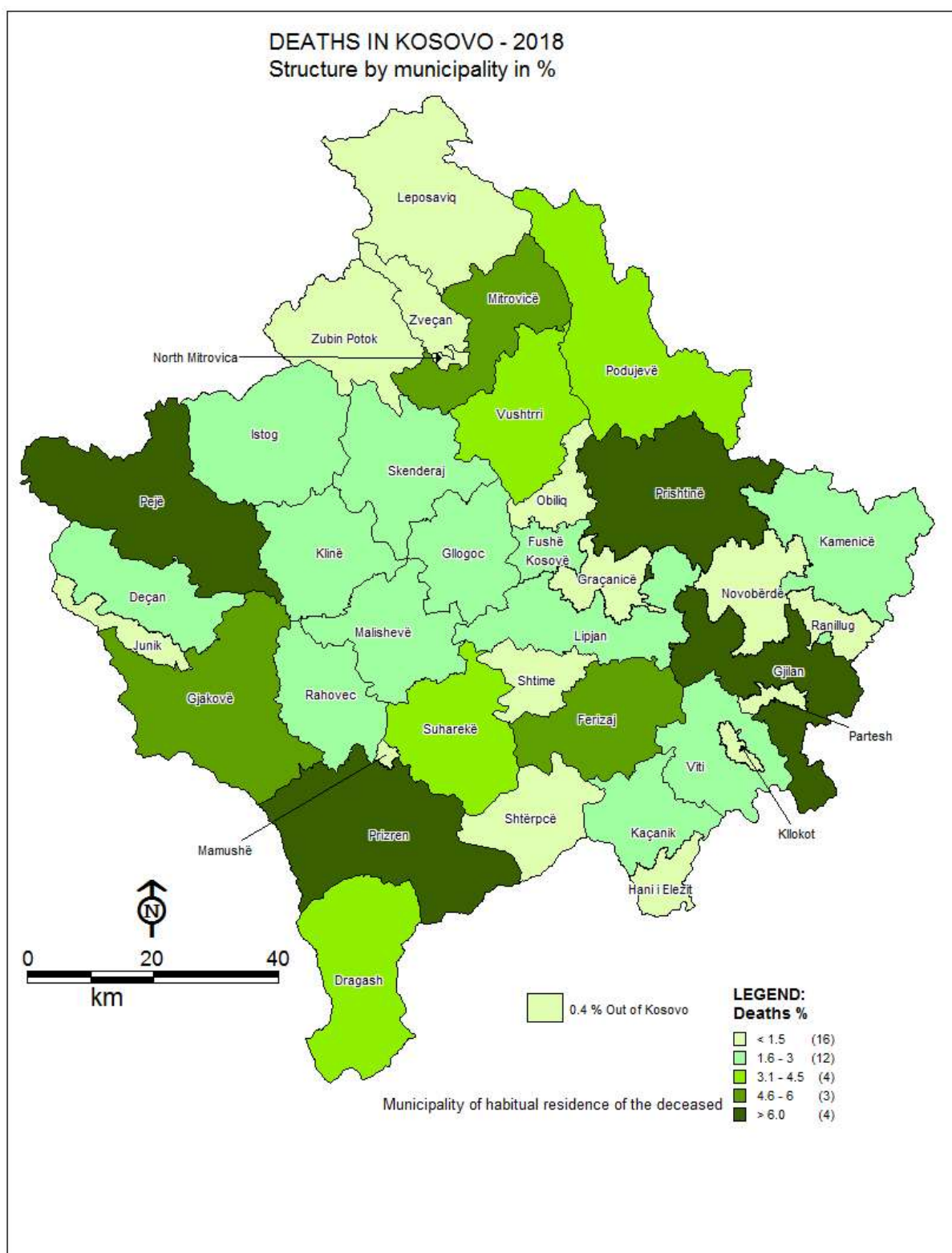
Perinatal mortality - up to 6 days were 147 or 60.7%, neonatal mortality - 7 to 27 days were 50 or 20.2% and postneonatal mortality - 28 days to 1 year were 45 or 19% of infants.

D E A T H S (D E M – 2)

Table 1. Deaths¹ by settlement where the event occurred and permanent settlement in the municipality, 2018

| Municipality | Municipality where death occurred | % | Municipality, the permanent settlement of the deceased | % |
|--------------------|-----------------------------------|------------|--|------------|
| Deçan | 121 | 1,2 | 195 | 2,0 |
| Gjakovë | 526 | 5,3 | 568 | 5,7 |
| Glllogovc | 131 | 1,3 | 250 | 2,5 |
| Gjilan | 533 | 5,3 | 621 | 6,2 |
| Dragash | 174 | 1,7 | 327 | 3,3 |
| Istog | 125 | 1,3 | 242 | 2,4 |
| Kaçanik | 106 | 1,1 | 182 | 1,8 |
| Klinë | 125 | 1,3 | 217 | 2,2 |
| Fushë Kosovë | 118 | 1,2 | 206 | 2,1 |
| Kamenicë | 147 | 1,5 | 233 | 2,3 |
| Mitrovicë | 321 | 3,2 | 465 | 4,7 |
| Leposaviq | 36 | 0,4 | 57 | 0,6 |
| Lipjan | 169 | 1,7 | 293 | 2,9 |
| Novobërdë | 39 | 0,4 | 45 | 0,5 |
| Obiliq | 50 | 0,5 | 88 | 0,9 |
| Rahovec | 198 | 2,0 | 293 | 2,9 |
| Pejë | 665 | 6,7 | 625 | 6,3 |
| Podujevë | 184 | 1,8 | 343 | 3,4 |
| Prishtinë | 2531 | 25,3 | 965 | 9,7 |
| Prizren | 995 | 10,0 | 1061 | 10,6 |
| Skenderaj | 136 | 1,4 | 256 | 2,6 |
| Shtime | 81 | 0,8 | 136 | 1,4 |
| Shtërpcë | 88 | 0,9 | 115 | 1,2 |
| Suharekë | 207 | 2,1 | 349 | 3,5 |
| Ferizaj | 315 | 3,2 | 527 | 5,3 |
| Viti | 151 | 1,5 | 258 | 2,6 |
| Vushtrri | 245 | 2,5 | 412 | 4,1 |
| Zubin Potok | 12 | 0,1 | 21 | 0,2 |
| Zveçan | 8 | 0,1 | 26 | 0,3 |
| Malishevë | 110 | 1,1 | 217 | 2,2 |
| Junik | 14 | 0,1 | 25 | 0,3 |
| Mamushë | 13 | 0,1 | 19 | 0,2 |
| Hani i Elezit | 44 | 0,4 | 58 | 0,6 |
| Graçanicë | 2 | 0,0 | 11 | 0,1 |
| Ranillug | 54 | 0,5 | 72 | 0,7 |
| Partesh | 24 | 0,2 | 37 | 0,4 |
| Klllokot | 23 | 0,2 | 30 | 0,3 |
| Northern Mitrovica | 177 | 1,8 | 102 | 1,0 |
| Outside Kosovo | 993 | 9,9 | 44 | 0,4 |
| Total | 9991 | 100 | 9991 | 100 |

¹ Deaths occurred inside and outside Kosovo



CHAPTER - I -
Deaths occurred inside Kosovo

Table 2. Deaths in Kosovo by municipality, gender, place where the death occurred and ethnicity, 2018

| Municipality | Gender | | | Place where death occurred | | | Ethnic affiliation | | | | | |
|--------------------|-------------|-------------|-------------|----------------------------|-------------|------------|--------------------|------------|------------------|------------|------------|------------|
| | Total | Male | Female | In maternity or hospital | Home | Elsewhere | Albanian | Serbian | RAE ² | Bosnian | Turkish | Other |
| Deçan | 177 | 98 | 79 | 55 | 119 | 3 | 174 | 0 | 0 | 3 | 0 | 0 |
| Gjakovë | 542 | 296 | 246 | 192 | 335 | 15 | 526 | 0 | 14 | 1 | 0 | 1 |
| Glogovc | 238 | 122 | 116 | 115 | 120 | 3 | 236 | 1 | 0 | 0 | 0 | 1 |
| Gjilan | 545 | 304 | 241 | 206 | 332 | 7 | 513 | 25 | 1 | 4 | 1 | 1 |
| Dragash | 215 | 94 | 121 | 44 | 167 | 4 | 136 | 0 | 0 | 77 | 1 | 1 |
| Istog | 205 | 109 | 96 | 86 | 117 | 2 | 194 | 4 | 3 | 4 | 0 | 0 |
| Kaçanik | 161 | 95 | 66 | 67 | 90 | 4 | 160 | 0 | 0 | 0 | 0 | 1 |
| Klinë | 186 | 118 | 68 | 67 | 114 | 5 | 180 | 3 | 2 | 1 | 0 | 0 |
| Fushë Kosovë | 190 | 101 | 89 | 90 | 97 | 3 | 181 | 3 | 6 | 0 | 0 | 0 |
| Kamenicë | 201 | 111 | 90 | 52 | 140 | 9 | 166 | 33 | 0 | 2 | 0 | 0 |
| Mitrovicë | 430 | 242 | 188 | 245 | 184 | 1 | 406 | 9 | 5 | 9 | 0 | 1 |
| Leposaviq | 51 | 34 | 17 | 22 | 29 | 0 | 3 | 47 | 0 | 1 | 0 | 0 |
| Lipjan | 274 | 156 | 118 | 113 | 157 | 4 | 257 | 7 | 3 | 1 | 0 | 6 |
| Novobërdë | 41 | 27 | 14 | 8 | 33 | 0 | 8 | 32 | 1 | 0 | 0 | 0 |
| Obiliq | 82 | 42 | 40 | 36 | 46 | 0 | 71 | 7 | 4 | 0 | 0 | 0 |
| Rahovec | 277 | 147 | 130 | 78 | 193 | 6 | 272 | 2 | 2 | 1 | 0 | 0 |
| Pejë | 575 | 332 | 243 | 267 | 290 | 18 | 539 | 7 | 9 | 19 | 0 | 1 |
| Podujevë | 342 | 190 | 152 | 163 | 177 | 2 | 341 | 0 | 0 | 1 | 0 | 0 |
| Prishtinë | 921 | 488 | 433 | 546 | 366 | 9 | 917 | 2 | 1 | 0 | 0 | 1 |
| Prizren | 911 | 503 | 408 | 347 | 552 | 12 | 756 | 2 | 10 | 108 | 33 | 2 |
| Skenderaj | 239 | 148 | 91 | 107 | 125 | 7 | 238 | 1 | 0 | 0 | 0 | 0 |
| Shtime | 129 | 75 | 54 | 51 | 74 | 4 | 129 | 0 | 0 | 0 | 0 | 0 |
| Shtërpcë | 97 | 53 | 44 | 13 | 83 | 1 | 16 | 81 | 0 | 0 | 0 | 0 |
| Suharekë | 311 | 178 | 133 | 113 | 185 | 13 | 309 | 0 | 2 | 0 | 0 | 0 |
| Ferizaj | 478 | 263 | 215 | 224 | 246 | 8 | 473 | 0 | 4 | 1 | 0 | 0 |
| Viti | 232 | 122 | 110 | 84 | 144 | 4 | 223 | 6 | 0 | 0 | 0 | 3 |
| Vushtrri | 378 | 198 | 180 | 181 | 183 | 14 | 362 | 14 | 1 | 1 | 0 | 0 |
| Zubin Potok | 20 | 17 | 3 | 12 | 8 | 0 | 2 | 18 | 0 | 0 | 0 | 0 |
| Zveçan | 26 | 15 | 11 | 22 | 4 | 0 | 0 | 26 | 0 | 0 | 0 | 0 |
| Malishevë | 205 | 110 | 95 | 101 | 101 | 3 | 203 | 0 | 1 | 1 | 0 | 0 |
| Junik | 21 | 5 | 16 | 8 | 13 | 0 | 21 | 0 | 0 | 0 | 0 | 0 |
| Mamushë | 17 | 10 | 7 | 4 | 13 | 0 | 6 | 0 | 0 | 0 | 11 | 0 |
| Hani i Elezit | 53 | 30 | 23 | 15 | 34 | 4 | 53 | 0 | 0 | 0 | 0 | 0 |
| Graçanicë | 11 | 3 | 8 | 6 | 5 | 0 | 7 | 4 | 0 | 0 | 0 | 0 |
| Ranillug | 53 | 32 | 21 | 7 | 46 | 0 | 2 | 50 | 1 | 0 | 0 | 0 |
| Partesh | 27 | 16 | 11 | 5 | 22 | 0 | 1 | 26 | 0 | 0 | 0 | 0 |
| Kilokot | 24 | 12 | 12 | 5 | 19 | 0 | 8 | 16 | 0 | 0 | 0 | 0 |
| Northern Mitrovica | 81 | 40 | 41 | 77 | 4 | 0 | 2 | 69 | 0 | 10 | 0 | 0 |
| Outside Kosovo | 32 | 23 | 9 | 24 | 7 | 1 | 20 | 9 | 0 | 2 | 0 | 1 |
| Total | 8998 | 4959 | 4039 | 3858 | 4974 | 166 | 8111 | 504 | 70 | 247 | 46 | 20 |
| % | 100 | 55,1 | 44,9 | 42,9 | 55,3 | 1,8 | 90,1 | 5,6 | 0,8 | 2,7 | 0,5 | 0,2 |

² Roma, Ashkali and Egyptian.

Table 3. Deaths by municipality, gender and age group, 2018

| Municipality | Gender | | | Age group | | | | | | | | | |
|--------------------|-------------|-------------|-------------|------------------|------------|------------|------------|------------|------------|------------|-------------|-------------|-------------|
| | Total | Male | Female | Less than 1 year | 1-9 | 10-19 | 20-29 | 30-39 | 40-49 | 50-59 | 60-69 | 70-79 | 80 and over |
| Deçan | 177 | 98 | 79 | 7 | 1 | 0 | 2 | 3 | 8 | 12 | 28 | 38 | 78 |
| Gjakovë | 542 | 296 | 246 | 9 | 1 | 6 | 5 | 9 | 28 | 61 | 90 | 143 | 190 |
| Glogovc | 238 | 122 | 116 | 12 | 1 | 2 | 4 | 4 | 9 | 25 | 38 | 73 | 70 |
| Gjilan | 545 | 304 | 241 | 14 | 0 | 6 | 7 | 7 | 28 | 57 | 91 | 148 | 187 |
| Dragash | 215 | 94 | 121 | 2 | 0 | 1 | 1 | 2 | 2 | 14 | 24 | 65 | 104 |
| Istog | 205 | 109 | 96 | 0 | 1 | 1 | 3 | 3 | 5 | 22 | 39 | 63 | 68 |
| Kaçanik | 161 | 95 | 66 | 5 | 0 | 4 | 5 | 3 | 4 | 17 | 40 | 44 | 39 |
| Klinë | 186 | 118 | 68 | 3 | 2 | 2 | 2 | 5 | 5 | 17 | 42 | 40 | 68 |
| Fushë Kosovë | 190 | 101 | 89 | 14 | 0 | 2 | 1 | 4 | 8 | 23 | 29 | 51 | 58 |
| Kamenicë | 201 | 111 | 90 | 5 | 0 | 1 | 3 | 0 | 7 | 16 | 31 | 58 | 80 |
| Mitrovicë | 430 | 242 | 188 | 9 | 3 | 4 | 3 | 5 | 15 | 43 | 89 | 131 | 128 |
| Leposaviq | 51 | 34 | 17 | 0 | 0 | 0 | 0 | 1 | 1 | 4 | 16 | 17 | 12 |
| Lipjan | 274 | 156 | 118 | 3 | 0 | 1 | 6 | 3 | 18 | 32 | 50 | 85 | 76 |
| Novobërdë | 41 | 27 | 14 | 0 | 0 | 0 | 0 | 0 | 1 | 2 | 7 | 13 | 18 |
| Obiliq | 82 | 42 | 40 | 1 | 0 | 1 | 2 | 2 | 4 | 12 | 22 | 20 | 18 |
| Rahovec | 277 | 147 | 130 | 3 | 5 | 0 | 5 | 7 | 15 | 25 | 43 | 76 | 98 |
| Pejë | 575 | 332 | 243 | 9 | 2 | 1 | 13 | 7 | 23 | 51 | 146 | 143 | 180 |
| Podujevë | 342 | 190 | 152 | 13 | 2 | 6 | 7 | 4 | 25 | 28 | 75 | 110 | 72 |
| Prishtinë | 921 | 488 | 433 | 54 | 5 | 3 | 7 | 17 | 32 | 99 | 162 | 289 | 253 |
| Prizren | 911 | 503 | 408 | 21 | 5 | 1 | 3 | 7 | 26 | 79 | 166 | 272 | 331 |
| Skenderaj | 239 | 148 | 91 | 6 | 3 | 2 | 3 | 9 | 8 | 18 | 35 | 78 | 77 |
| Shtëtime | 129 | 75 | 54 | 9 | 2 | 1 | 1 | 2 | 7 | 17 | 16 | 31 | 43 |
| Shtërpcë | 97 | 53 | 44 | 0 | 0 | 0 | 0 | 2 | 0 | 8 | 13 | 24 | 50 |
| Suharekë | 311 | 178 | 133 | 6 | 3 | 4 | 5 | 7 | 13 | 25 | 51 | 83 | 114 |
| Ferizaj | 478 | 263 | 215 | 10 | 2 | 0 | 5 | 14 | 11 | 59 | 98 | 154 | 125 |
| Viti | 232 | 122 | 110 | 6 | 2 | 2 | 1 | 4 | 9 | 16 | 38 | 81 | 73 |
| Vushtrri | 378 | 198 | 180 | 5 | 0 | 1 | 6 | 5 | 11 | 30 | 76 | 128 | 116 |
| Zubin Potok | 20 | 17 | 3 | 0 | 0 | 0 | 0 | 0 | 1 | 3 | 6 | 4 | 6 |
| Zveçan | 26 | 15 | 11 | 0 | 0 | 0 | 1 | 0 | 1 | 3 | 4 | 9 | 8 |
| Malishevë | 205 | 110 | 95 | 14 | 1 | 2 | 2 | 6 | 9 | 16 | 29 | 68 | 58 |
| Junik | 21 | 5 | 16 | 0 | 0 | 0 | 0 | 1 | 1 | 3 | 3 | 3 | 10 |
| Mamushë | 17 | 10 | 7 | 1 | 1 | 0 | 0 | 1 | 4 | 2 | 1 | 4 | 3 |
| Hani i Elezit | 53 | 30 | 23 | 0 | 0 | 0 | 1 | 0 | 2 | 8 | 7 | 21 | 14 |
| Graçanicë | 11 | 3 | 8 | 0 | 0 | 0 | 0 | 0 | 1 | 0 | 2 | 5 | 3 |
| Ranillug | 53 | 32 | 21 | 0 | 0 | 0 | 1 | 1 | 2 | 4 | 8 | 11 | 26 |
| Partesh | 27 | 16 | 11 | 0 | 0 | 0 | 0 | 1 | 1 | 3 | 1 | 15 | 6 |
| Kllokot | 24 | 12 | 12 | 0 | 0 | 0 | 0 | 1 | 1 | 3 | 6 | 5 | 8 |
| Northern Mitrovica | 81 | 40 | 41 | 0 | 0 | 0 | 0 | 1 | 2 | 6 | 20 | 20 | 32 |
| Outside Kosovo | 32 | 23 | 9 | 1 | 0 | 0 | 1 | 0 | 1 | 5 | 8 | 9 | 7 |
| Total | 8998 | 4959 | 4039 | 242 | 42 | 54 | 106 | 148 | 349 | 868 | 1650 | 2632 | 2907 |
| % | 100 | 55,1 | 44,9 | 2,7 | 0,5 | 0,6 | 1,2 | 1,6 | 3,9 | 9,6 | 18,3 | 29,3 | 32,3 |

Graph 1

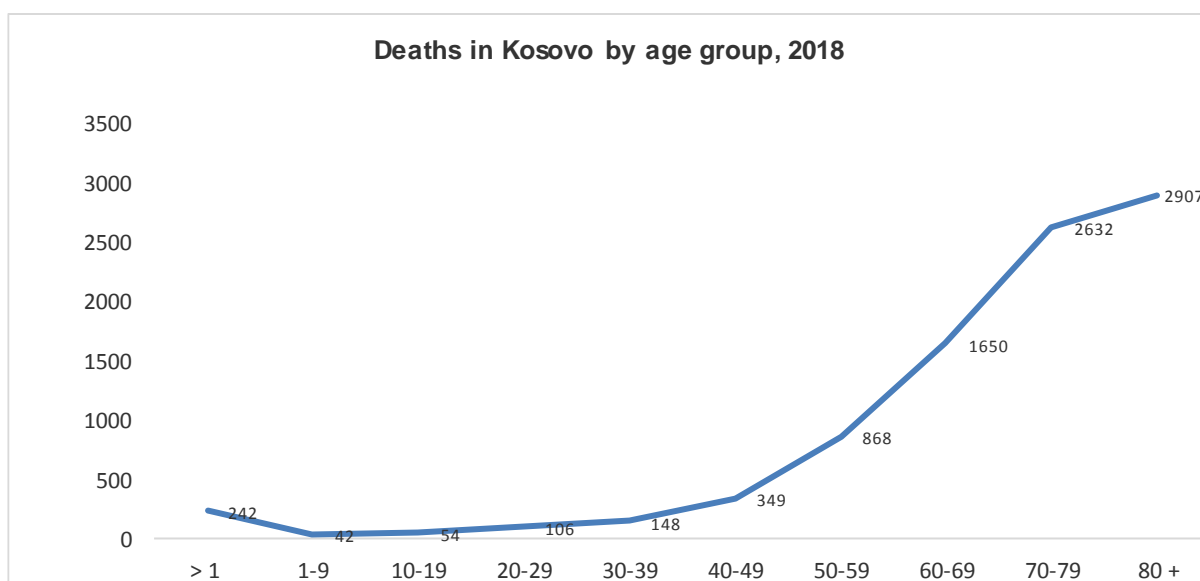


Table 4. Deaths by municipality, marital status and gender, 2018

| Municipality | Total | Gender | | Marital status | | | | | | | | | |
|--------------------|-------------|-------------|-------------|----------------|------------|-------------|-------------|-------------|-------------|------------|------------|------------|------------|
| | | | | Not married | | Married | | Widow | | Divorced | | Unknown | |
| | | Male | Female | Male | Female | Male | Female | Male | Female | Male | Female | Male | Female |
| Deçan | 177 | 98 | 79 | 7 | 6 | 74 | 29 | 10 | 43 | 2 | 0 | 5 | 1 |
| Gjakovë | 542 | 296 | 246 | 22 | 13 | 212 | 94 | 42 | 135 | 6 | 0 | 14 | 4 |
| Glllogovc | 238 | 122 | 116 | 9 | 10 | 91 | 60 | 16 | 41 | 0 | 2 | 6 | 3 |
| Gjilan | 545 | 304 | 241 | 30 | 19 | 181 | 94 | 84 | 122 | 4 | 0 | 5 | 6 |
| Dragash | 215 | 94 | 121 | 6 | 5 | 54 | 34 | 30 | 77 | 2 | 4 | 2 | 1 |
| Istog | 205 | 109 | 96 | 5 | 7 | 93 | 34 | 7 | 52 | 1 | 0 | 3 | 3 |
| Kaçanik | 161 | 95 | 66 | 14 | 7 | 61 | 24 | 14 | 30 | 0 | 0 | 6 | 5 |
| Klinë | 186 | 118 | 68 | 16 | 5 | 78 | 22 | 21 | 38 | 1 | 1 | 2 | 2 |
| Fushë Kosovë | 190 | 101 | 89 | 7 | 12 | 66 | 40 | 22 | 36 | 2 | 1 | 4 | 0 |
| Kamenicë | 201 | 111 | 90 | 10 | 6 | 66 | 39 | 34 | 45 | 0 | 0 | 1 | 0 |
| Mitrovicë | 430 | 242 | 188 | 25 | 16 | 150 | 72 | 49 | 92 | 3 | 0 | 15 | 8 |
| Leposaviq | 51 | 34 | 17 | 5 | 0 | 15 | 5 | 5 | 5 | 0 | 0 | 9 | 7 |
| Lipjan | 274 | 156 | 118 | 15 | 9 | 108 | 56 | 24 | 49 | 2 | 0 | 7 | 4 |
| Novobërdë | 41 | 27 | 14 | 2 | 1 | 18 | 3 | 6 | 9 | 0 | 0 | 1 | 1 |
| Obiliq | 82 | 42 | 40 | 2 | 2 | 32 | 20 | 6 | 16 | 0 | 0 | 2 | 2 |
| Rahovec | 277 | 147 | 130 | 20 | 13 | 86 | 65 | 37 | 50 | 1 | 0 | 3 | 2 |
| Pejë | 575 | 332 | 243 | 36 | 24 | 222 | 82 | 56 | 131 | 7 | 4 | 11 | 2 |
| Podujevë | 342 | 190 | 152 | 19 | 11 | 140 | 70 | 21 | 63 | 4 | 1 | 6 | 7 |
| Prishtinë | 921 | 488 | 433 | 51 | 39 | 338 | 148 | 85 | 221 | 3 | 2 | 11 | 23 |
| Prizren | 911 | 503 | 408 | 45 | 35 | 328 | 140 | 112 | 222 | 5 | 1 | 13 | 10 |
| Skenderaj | 239 | 148 | 91 | 17 | 5 | 101 | 41 | 19 | 42 | 0 | 1 | 11 | 2 |
| Shtime | 129 | 75 | 54 | 9 | 10 | 49 | 22 | 12 | 20 | 0 | 0 | 5 | 2 |
| Shtërpcë | 97 | 53 | 44 | 5 | 1 | 23 | 9 | 18 | 25 | 2 | 3 | 5 | 6 |
| Suharekë | 311 | 178 | 133 | 18 | 19 | 126 | 41 | 29 | 67 | 1 | 0 | 4 | 6 |
| Ferizaj | 478 | 263 | 215 | 18 | 12 | 189 | 105 | 38 | 83 | 1 | 1 | 17 | 14 |
| Viti | 232 | 122 | 110 | 10 | 12 | 82 | 44 | 24 | 52 | 3 | 0 | 3 | 2 |
| Vushtrri | 378 | 198 | 180 | 18 | 15 | 124 | 93 | 46 | 65 | 2 | 1 | 8 | 6 |
| Zubin Potok | 20 | 17 | 3 | 4 | 0 | 7 | 1 | 3 | 2 | 0 | 0 | 3 | 0 |
| Zveçan | 26 | 15 | 11 | 2 | 3 | 6 | 3 | 4 | 5 | 2 | 0 | 1 | 0 |
| Malishevë | 205 | 110 | 95 | 16 | 16 | 67 | 41 | 18 | 33 | 1 | 0 | 8 | 5 |
| Junik | 21 | 5 | 16 | 0 | 0 | 5 | 4 | 0 | 11 | 0 | 0 | 0 | 1 |
| Mamushë | 17 | 10 | 7 | 1 | 2 | 7 | 3 | 2 | 2 | 0 | 0 | 0 | 0 |
| Hani i Elezit | 53 | 30 | 23 | 0 | 0 | 22 | 12 | 7 | 11 | 0 | 0 | 1 | 0 |
| Graçanicë | 11 | 3 | 8 | 1 | 1 | 0 | 2 | 2 | 4 | 0 | 0 | 0 | 1 |
| Ranillug | 53 | 32 | 21 | 0 | 0 | 18 | 12 | 10 | 8 | 3 | 1 | 1 | 0 |
| Partesh | 27 | 16 | 11 | 1 | 0 | 8 | 4 | 6 | 6 | 0 | 1 | 1 | 0 |
| Kllokot | 24 | 12 | 12 | 1 | 1 | 9 | 6 | 1 | 5 | 0 | 0 | 1 | 0 |
| Northern Mitrovica | 81 | 40 | 41 | 10 | 4 | 22 | 15 | 8 | 20 | 0 | 1 | 0 | 1 |
| Outside Kosovo | 32 | 23 | 9 | 0 | 3 | 17 | 6 | 3 | 0 | 1 | 0 | 2 | 0 |
| Total | 8998 | 4959 | 4039 | 477 | 344 | 3295 | 1595 | 931 | 1938 | 59 | 25 | 197 | 137 |
| % | 100 | 55,1 | 44,9 | 5,3 | 3,8 | 36,6 | 17,7 | 10,3 | 21,5 | 0,7 | 0,3 | 2,2 | 1,5 |

Table. 5 Deaths by age group, marital status and gender, 2018

| Municipality | Total | Gender | | Marital status | | | | | | | | | |
|--------------|-------------|-------------|-------------|----------------|------------|------------|------------|------------|------------|------------|------------|------------|------------|
| | | | | Not married | | Married | | Widow | | Divorced | | Unknown | |
| | | Male | Female | Male | Female | Male | Female | Male | Female | Male | Female | Male | Female |
| 14 and less | 305 | 168 | 137 | 168 | 137 | 0 | 0 | 0 | 0 | 0 | 0 | 0 | 0 |
| 15-19 | 33 | 22 | 11 | 16 | 8 | 3 | 1 | 1 | 0 | 0 | 0 | 2 | 2 |
| 20-24 | 52 | 28 | 24 | 18 | 7 | 4 | 8 | 0 | 3 | 0 | 0 | 6 | 6 |
| 25-29 | 54 | 41 | 13 | 21 | 5 | 15 | 3 | 0 | 0 | 0 | 2 | 5 | 3 |
| 30-34 | 59 | 38 | 21 | 12 | 6 | 18 | 12 | 1 | 0 | 0 | 0 | 7 | 3 |
| 35-39 | 89 | 52 | 37 | 14 | 6 | 32 | 26 | 0 | 2 | 1 | 2 | 5 | 1 |
| 40-44 | 138 | 80 | 58 | 13 | 13 | 53 | 36 | 1 | 3 | 2 | 1 | 11 | 5 |
| 45-49 | 211 | 126 | 85 | 18 | 12 | 93 | 57 | 0 | 8 | 3 | 1 | 12 | 7 |
| 50-54 | 347 | 225 | 122 | 22 | 15 | 174 | 88 | 7 | 12 | 9 | 0 | 13 | 7 |
| 55-59 | 521 | 333 | 188 | 28 | 14 | 284 | 144 | 3 | 20 | 7 | 1 | 11 | 9 |
| 60-64 | 695 | 462 | 233 | 17 | 10 | 400 | 171 | 16 | 37 | 8 | 3 | 21 | 12 |
| 65-69 | 955 | 578 | 377 | 27 | 18 | 475 | 220 | 55 | 120 | 6 | 2 | 15 | 17 |
| 70-74 | 1157 | 641 | 516 | 36 | 13 | 492 | 260 | 85 | 219 | 7 | 4 | 21 | 20 |
| 75-79 | 1475 | 800 | 675 | 23 | 18 | 571 | 259 | 174 | 381 | 6 | 1 | 26 | 16 |
| 80-84 | 1472 | 711 | 761 | 24 | 21 | 417 | 196 | 243 | 528 | 6 | 4 | 21 | 12 |
| 85-89 | 1008 | 481 | 527 | 15 | 18 | 210 | 88 | 235 | 403 | 4 | 3 | 17 | 15 |
| 90-94 | 305 | 138 | 167 | 8 | 15 | 44 | 16 | 83 | 134 | 0 | 1 | 3 | 1 |
| 95-99 | 99 | 31 | 68 | 0 | 5 | 9 | 4 | 22 | 58 | 0 | 0 | 0 | 1 |
| 100 and over | 23 | 4 | 19 | 0 | 1 | 1 | 5 | 2 | 13 | 0 | 0 | 1 | 0 |
| Total | 8998 | 4959 | 4039 | 0 | 0 | 0 | 0 | 0 | 0 | 0 | 0 | 0 | 0 |
| % | 100 | 55,1 | 44,9 | 0,0 | 0,0 | 0,0 | 0,0 | 0,0 | 0,0 | 0,0 | 0,0 | 0,0 | 0,0 |

Table 6. Deaths by municipality and month, 2018

| Municipality | Total | Month | | | | | | | | | | | |
|--------------------|-------------|------------|------------|------------|------------|------------|------------|------------|------------|------------|------------|------------|------------|
| | | January | February | March | April | May | June | July | August | September | October | November | December |
| Deçan | 177 | 22 | 18 | 12 | 14 | 8 | 16 | 12 | 20 | 11 | 18 | 15 | 11 |
| Gjakovë | 542 | 57 | 44 | 51 | 49 | 45 | 37 | 41 | 41 | 32 | 49 | 47 | 49 |
| Glogovc | 238 | 24 | 19 | 21 | 13 | 17 | 19 | 13 | 21 | 22 | 21 | 22 | 26 |
| Gjilan | 545 | 37 | 55 | 43 | 40 | 40 | 47 | 52 | 47 | 38 | 45 | 55 | 46 |
| Dragash | 215 | 24 | 9 | 20 | 24 | 19 | 16 | 14 | 20 | 18 | 16 | 19 | 16 |
| Istog | 205 | 23 | 18 | 17 | 12 | 18 | 19 | 15 | 11 | 18 | 22 | 19 | 13 |
| Kaçanik | 161 | 13 | 9 | 20 | 11 | 10 | 15 | 16 | 11 | 14 | 20 | 16 | 6 |
| Klinë | 186 | 11 | 13 | 26 | 16 | 6 | 17 | 18 | 18 | 13 | 20 | 14 | 14 |
| Fushë Kosovë | 190 | 24 | 18 | 15 | 9 | 17 | 11 | 18 | 15 | 15 | 13 | 20 | 15 |
| Kamenicë | 201 | 23 | 9 | 24 | 10 | 13 | 18 | 21 | 26 | 17 | 9 | 10 | 21 |
| Mitrovicë | 430 | 49 | 48 | 35 | 38 | 16 | 28 | 36 | 43 | 33 | 40 | 31 | 33 |
| Leposaviq | 51 | 7 | 4 | 2 | 3 | 7 | 4 | 1 | 1 | 7 | 6 | 8 | 1 |
| Lipjan | 274 | 23 | 20 | 23 | 27 | 20 | 23 | 19 | 28 | 27 | 24 | 18 | 22 |
| Novobërdë | 41 | 7 | 6 | 6 | 4 | 2 | 0 | 4 | 4 | 1 | 0 | 5 | 2 |
| Obiliq | 82 | 8 | 6 | 7 | 9 | 10 | 5 | 7 | 5 | 7 | 9 | 2 | 7 |
| Rahovec | 277 | 20 | 24 | 20 | 23 | 31 | 22 | 23 | 24 | 16 | 21 | 28 | 25 |
| Pejë | 575 | 47 | 60 | 48 | 45 | 46 | 44 | 51 | 44 | 52 | 51 | 42 | 45 |
| Podujevë | 342 | 44 | 27 | 32 | 26 | 22 | 34 | 33 | 28 | 21 | 20 | 18 | 37 |
| Prishtinë | 921 | 90 | 86 | 84 | 60 | 92 | 85 | 56 | 75 | 80 | 95 | 45 | 73 |
| Prizren | 911 | 80 | 76 | 88 | 77 | 75 | 73 | 66 | 87 | 75 | 73 | 67 | 74 |
| Skenderaj | 239 | 25 | 36 | 25 | 17 | 16 | 14 | 17 | 13 | 13 | 21 | 22 | 20 |
| Shtime | 129 | 9 | 13 | 7 | 16 | 17 | 7 | 9 | 9 | 9 | 16 | 11 | 6 |
| Shtërpcë | 97 | 9 | 9 | 8 | 6 | 9 | 6 | 7 | 5 | 13 | 4 | 8 | 13 |
| Suharekë | 311 | 17 | 24 | 34 | 28 | 27 | 22 | 30 | 37 | 21 | 15 | 23 | 33 |
| Ferizaj | 478 | 53 | 52 | 35 | 36 | 31 | 40 | 37 | 46 | 44 | 39 | 25 | 40 |
| Viti | 232 | 28 | 15 | 20 | 17 | 22 | 15 | 20 | 17 | 17 | 20 | 22 | 19 |
| Vushtrri | 378 | 44 | 37 | 33 | 24 | 27 | 35 | 27 | 27 | 22 | 29 | 36 | 37 |
| Zubin Potok | 20 | 2 | 2 | 2 | 3 | 3 | 3 | 1 | 0 | 1 | 0 | 0 | 3 |
| Zveçan | 26 | 4 | 3 | 1 | 2 | 0 | 2 | 2 | 3 | 1 | 1 | 1 | 6 |
| Malishevë | 205 | 24 | 17 | 20 | 18 | 15 | 15 | 14 | 17 | 17 | 16 | 16 | 16 |
| Junik | 21 | 0 | 1 | 3 | 1 | 7 | 0 | 0 | 1 | 3 | 1 | 3 | 1 |
| Mamushë | 17 | 2 | 3 | 3 | 2 | 1 | 1 | 1 | 1 | 1 | 0 | 2 | 0 |
| Hani i Elezit | 53 | 2 | 4 | 3 | 2 | 8 | 5 | 3 | 3 | 5 | 9 | 4 | 5 |
| Graçanicë | 11 | 4 | 1 | 1 | 1 | 0 | 2 | 0 | 0 | 1 | 1 | 0 | 0 |
| Ranillug | 53 | 6 | 2 | 4 | 4 | 4 | 5 | 3 | 4 | 3 | 7 | 6 | 5 |
| Partesh | 27 | 3 | 2 | 3 | 2 | 1 | 0 | 2 | 4 | 2 | 5 | 3 | 0 |
| Kllokot | 24 | 0 | 2 | 2 | 0 | 3 | 2 | 3 | 3 | 4 | 2 | 2 | 1 |
| Northern Mitrovica | 81 | 7 | 10 | 7 | 8 | 8 | 10 | 1 | 10 | 6 | 4 | 4 | 6 |
| Outside Kosovo | 32 | 2 | 2 | 3 | 3 | 1 | 3 | 2 | 3 | 0 | 6 | 3 | 4 |
| Total | 8998 | 874 | 804 | 808 | 700 | 714 | 720 | 695 | 772 | 700 | 768 | 692 | 751 |
| % | 100 | 9,7 | 8,9 | 9,0 | 7,8 | 7,9 | 8,0 | 7,7 | 8,6 | 7,8 | 8,5 | 7,7 | 8,3 |

Graph 2

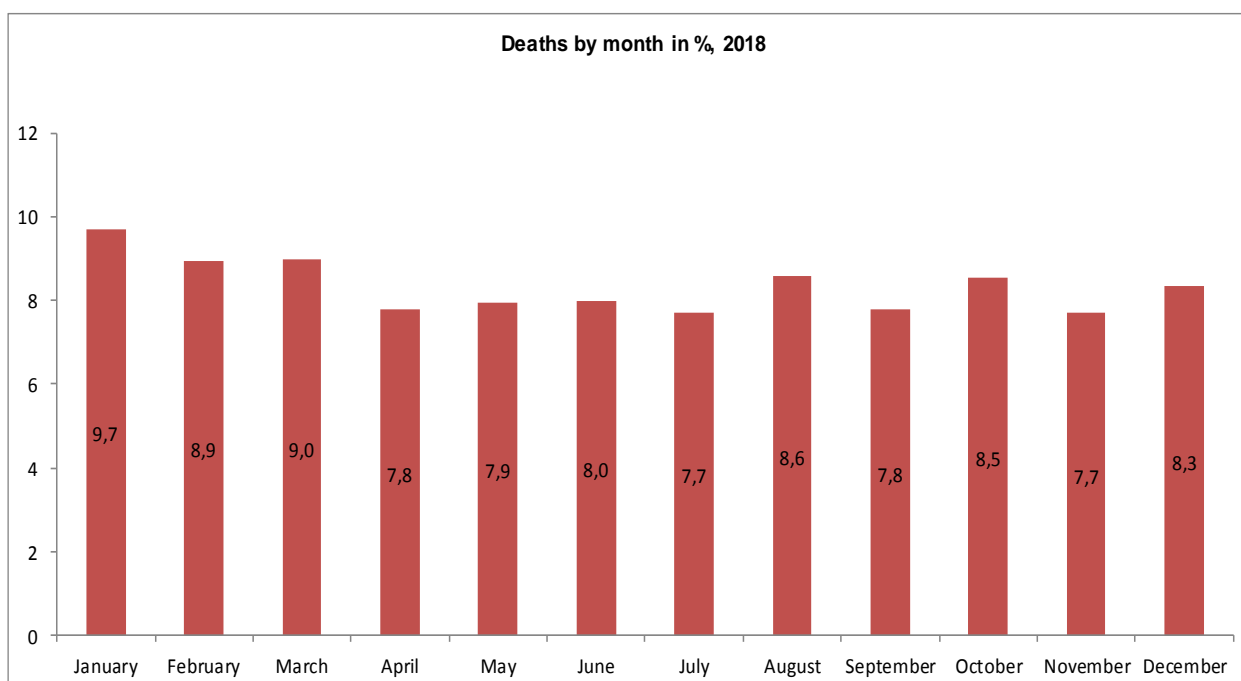


Table 7. Deaths by age group, gender and level of education, 2018

| Age group | Total | Gender | | Educational level | | | | | | | | | | | | | |
|--------------|-------------|-------------|-------------|---------------------|-------------|-----------------------|------------|-------------------|------------|---------------------|------------|-----------------------------|------------|------------|------------|------------|------------|
| | | | | No formal education | | Primary not completed | | Primary completed | | Secondary education | | Post secondary non-tertiary | | Faculty | | Unknown | |
| | | | | Male | Female | Male | Female | Male | Female | Male | Female | Male | Female | Male | Female | Male | Female |
| | | Gender | | | | | | | | | | | | | | | |
| 14 and less | 305 | 168 | 137 | 155 | 126 | 13 | 10 | 0 | 0 | 0 | 0 | 0 | 0 | 0 | 0 | 0 | 1 |
| 15-19 | 33 | 22 | 11 | 3 | 2 | 1 | 1 | 9 | 2 | 5 | 3 | 0 | 0 | 0 | 0 | 4 | 3 |
| 20-24 | 52 | 28 | 24 | 4 | 4 | 0 | 1 | 4 | 4 | 12 | 9 | 0 | 0 | 2 | 0 | 6 | 6 |
| 25-29 | 54 | 41 | 13 | 1 | 0 | 3 | 0 | 4 | 4 | 21 | 4 | 0 | 0 | 3 | 1 | 9 | 4 |
| 30-34 | 59 | 38 | 21 | 3 | 1 | 2 | 2 | 3 | 5 | 22 | 8 | 0 | 1 | 0 | 0 | 8 | 4 |
| 35-39 | 89 | 52 | 37 | 1 | 5 | 2 | 1 | 7 | 6 | 29 | 17 | 0 | 0 | 3 | 1 | 10 | 7 |
| 40-44 | 138 | 80 | 58 | 1 | 4 | 4 | 4 | 18 | 16 | 39 | 22 | 1 | 1 | 3 | 1 | 14 | 10 |
| 45-49 | 211 | 126 | 85 | 2 | 6 | 4 | 5 | 22 | 27 | 76 | 29 | 2 | 3 | 5 | 5 | 15 | 10 |
| 50-54 | 347 | 225 | 122 | 4 | 7 | 7 | 17 | 38 | 41 | 137 | 38 | 7 | 3 | 5 | 1 | 27 | 15 |
| 55-59 | 521 | 333 | 188 | 7 | 15 | 17 | 21 | 59 | 70 | 193 | 56 | 12 | 3 | 20 | 6 | 25 | 17 |
| 60-64 | 695 | 462 | 233 | 11 | 24 | 24 | 41 | 82 | 73 | 230 | 57 | 33 | 5 | 25 | 5 | 57 | 28 |
| 65-69 | 955 | 578 | 377 | 18 | 64 | 64 | 107 | 150 | 119 | 225 | 47 | 30 | 3 | 40 | 1 | 51 | 36 |
| 70-74 | 1157 | 641 | 516 | 58 | 212 | 97 | 128 | 197 | 98 | 180 | 27 | 27 | 5 | 18 | 0 | 64 | 46 |
| 75-79 | 1475 | 800 | 675 | 87 | 304 | 184 | 170 | 256 | 104 | 155 | 27 | 21 | 2 | 10 | 1 | 87 | 67 |
| 80-84 | 1472 | 711 | 761 | 147 | 447 | 248 | 153 | 149 | 60 | 58 | 18 | 25 | 1 | 13 | 3 | 71 | 79 |
| 85-89 | 1008 | 481 | 527 | 173 | 338 | 137 | 97 | 80 | 30 | 32 | 10 | 8 | 3 | 5 | 0 | 46 | 49 |
| 90-94 | 305 | 138 | 167 | 61 | 117 | 39 | 23 | 23 | 7 | 8 | 2 | 1 | 0 | 0 | 0 | 6 | 18 |
| 95-99 | 99 | 31 | 68 | 14 | 50 | 5 | 11 | 4 | 2 | 4 | 1 | 1 | 0 | 0 | 0 | 3 | 4 |
| 100 and over | 23 | 4 | 19 | 2 | 16 | 0 | 2 | 0 | 0 | 1 | 0 | 0 | 0 | 0 | 0 | 1 | 1 |
| Total | 8998 | 4959 | 4039 | 752 | 1742 | 851 | 794 | 1105 | 668 | 1427 | 375 | 168 | 30 | 152 | 25 | 504 | 405 |
| % | 100 | 55,1 | 44,9 | 8,4 | 19,4 | 9,5 | 8,8 | 12,3 | 7,4 | 15,9 | 4,2 | 1,9 | 0,3 | 1,7 | 0,3 | 5,6 | 4,5 |

Table 8. Deaths by age group and month, 2018

| Age group | Total | Gender | | Month | | | | | | | | | | | |
|--------------|-------------|-------------|-------------|------------|------------|------------|------------|------------|------------|------------|------------|------------|------------|------------|------------|
| | | Male | Female | January | February | March | April | May | June | July | August | September | October | November | December |
| <1 | 242 | 134 | 108 | 21 | 13 | 25 | 16 | 27 | 19 | 21 | 22 | 26 | 19 | 10 | 23 |
| 1-4 | 32 | 17 | 15 | 2 | 7 | 1 | 2 | 0 | 1 | 3 | 5 | 2 | 2 | 2 | 5 |
| 5-9 | 10 | 5 | 5 | 1 | 1 | 1 | 0 | 2 | 0 | 2 | 1 | 1 | 0 | 0 | 1 |
| 10-14 | 21 | 12 | 9 | 2 | 2 | 1 | 2 | 1 | 1 | 1 | 4 | 2 | 3 | 1 | 1 |
| 15-19 | 33 | 22 | 11 | 2 | 2 | 2 | 0 | 3 | 9 | 2 | 2 | 6 | 4 | 1 | 0 |
| 20-24 | 52 | 28 | 24 | 3 | 3 | 4 | 4 | 5 | 3 | 8 | 7 | 3 | 3 | 3 | 6 |
| 25-29 | 54 | 41 | 13 | 6 | 3 | 4 | 7 | 2 | 3 | 11 | 4 | 4 | 3 | 4 | 3 |
| 30-34 | 59 | 38 | 21 | 5 | 4 | 7 | 4 | 5 | 3 | 5 | 3 | 8 | 5 | 4 | 6 |
| 35-39 | 89 | 52 | 37 | 12 | 12 | 7 | 8 | 6 | 2 | 5 | 10 | 10 | 4 | 2 | 11 |
| 40-44 | 138 | 80 | 58 | 14 | 15 | 8 | 11 | 6 | 17 | 10 | 13 | 14 | 11 | 4 | 15 |
| 45-49 | 211 | 126 | 85 | 14 | 23 | 17 | 14 | 19 | 21 | 22 | 17 | 18 | 15 | 16 | 15 |
| 50-54 | 347 | 225 | 122 | 31 | 37 | 36 | 24 | 29 | 24 | 23 | 33 | 23 | 32 | 28 | 27 |
| 55-59 | 521 | 333 | 188 | 50 | 56 | 57 | 44 | 32 | 40 | 48 | 43 | 40 | 32 | 35 | 44 |
| 60-64 | 695 | 462 | 233 | 65 | 52 | 61 | 61 | 55 | 62 | 52 | 57 | 58 | 47 | 71 | 54 |
| 65-69 | 955 | 578 | 377 | 78 | 79 | 81 | 66 | 80 | 80 | 83 | 74 | 71 | 96 | 77 | 90 |
| 70-74 | 1157 | 641 | 516 | 125 | 106 | 105 | 88 | 85 | 97 | 96 | 102 | 79 | 94 | 88 | 92 |
| 75-79 | 1475 | 800 | 675 | 160 | 132 | 145 | 120 | 115 | 95 | 96 | 133 | 117 | 130 | 121 | 111 |
| 80-84 | 1472 | 711 | 761 | 141 | 123 | 132 | 109 | 131 | 130 | 98 | 116 | 101 | 138 | 113 | 140 |
| 85-89 | 1008 | 481 | 527 | 89 | 88 | 77 | 88 | 80 | 77 | 78 | 99 | 87 | 88 | 77 | 80 |
| 90-94 | 305 | 138 | 167 | 32 | 30 | 27 | 22 | 25 | 27 | 22 | 20 | 21 | 33 | 27 | 19 |
| 95+ | 122 | 35 | 87 | 21 | 16 | 10 | 10 | 6 | 9 | 9 | 7 | 9 | 9 | 8 | 8 |
| Total | 8998 | 4959 | 4039 | 874 | 804 | 808 | 700 | 714 | 720 | 695 | 772 | 700 | 768 | 692 | 751 |
| % | 100 | 55,1 | 44,9 | 9,7 | 8,9 | 9,0 | 7,8 | 7,9 | 8,0 | 7,7 | 8,6 | 7,8 | 8,5 | 7,7 | 8,3 |

Table 9. Deaths by ethnicity, gender and age group, 2018

| Ethnic affiliation | | Age group | | | | | | | | | | |
|--------------------|--------|-------------|------------------|------------|------------|------------|------------|------------|------------|------------|-------------|-------------|
| | | Total | Less than 1 year | 1 - 4 | 5 - 9 | 10 - 19 | 20 - 29 | 30 - 39 | 40 - 49 | 50 - 59 | 60 - 69 | 70+ |
| Albanian | Male | 4493 | 132 | 17 | 5 | 34 | 68 | 83 | 189 | 504 | 946 | 2515 |
| | Female | 3618 | 103 | 15 | 5 | 20 | 33 | 53 | 134 | 289 | 541 | 2425 |
| | Total | 8111 | 235 | 32 | 10 | 54 | 101 | 136 | 323 | 793 | 1487 | 4940 |
| Serbian | Male | 295 | 0 | 0 | 0 | 0 | 0 | 4 | 7 | 35 | 54 | 195 |
| | Female | 209 | 0 | 0 | 0 | 0 | 2 | 1 | 4 | 8 | 28 | 166 |
| | Total | 504 | 0 | 0 | 0 | 0 | 2 | 5 | 11 | 43 | 82 | 361 |
| RAE ³ | Male | 32 | 1 | 0 | 0 | 0 | 0 | 2 | 4 | 8 | 10 | 7 |
| | Female | 38 | 5 | 0 | 0 | 0 | 0 | 1 | 2 | 6 | 13 | 11 |
| | Total | 70 | 6 | 0 | 0 | 0 | 0 | 3 | 6 | 14 | 23 | 18 |
| Bosnian | Male | 106 | 0 | 0 | 0 | 0 | 1 | 1 | 4 | 9 | 24 | 67 |
| | Female | 141 | 0 | 0 | 0 | 0 | 1 | 2 | 3 | 5 | 22 | 108 |
| | Total | 247 | 0 | 0 | 0 | 0 | 2 | 3 | 7 | 14 | 46 | 175 |
| Turkish | Male | 24 | 1 | 0 | 0 | 0 | 0 | 0 | 2 | 2 | 4 | 15 |
| | Female | 22 | 0 | 0 | 0 | 0 | 0 | 1 | 0 | 2 | 4 | 15 |
| | Total | 46 | 1 | 0 | 0 | 0 | 0 | 1 | 2 | 4 | 8 | 30 |
| Other | Male | 9 | 0 | 0 | 0 | 0 | 0 | 0 | 0 | 0 | 2 | 7 |
| | Female | 11 | 0 | 0 | 0 | 0 | 1 | 0 | 0 | 0 | 2 | 8 |
| | Total | 20 | 0 | 0 | 0 | 0 | 1 | 0 | 0 | 0 | 4 | 15 |
| Total | Male | 4959 | 134 | 17 | 5 | 34 | 69 | 90 | 206 | 558 | 1040 | 2806 |
| | Female | 4039 | 108 | 15 | 5 | 20 | 37 | 58 | 143 | 310 | 610 | 2733 |
| | Total | 8998 | 242 | 32 | 10 | 54 | 106 | 148 | 349 | 868 | 1650 | 5539 |
| % | | 100 | 2,7 | 0,4 | 0,1 | 0,6 | 1,2 | 1,6 | 3,9 | 9,6 | 18,3 | 61,6 |

³ Rom, Ashkali dhe Egjiptian.

Table 10. Deaths by month and gender, 2018

| Month | Total | Gender | |
|--------------|-------------|-------------|-------------|
| | | Male | Female |
| January | 874 | 465 | 409 |
| February | 804 | 441 | 363 |
| March | 808 | 466 | 342 |
| April | 700 | 374 | 326 |
| May | 714 | 401 | 313 |
| June | 720 | 420 | 300 |
| July | 695 | 390 | 305 |
| August | 772 | 427 | 345 |
| September | 700 | 361 | 339 |
| October | 768 | 428 | 340 |
| November | 692 | 375 | 317 |
| December | 751 | 411 | 340 |
| Total | 8998 | 4959 | 4039 |
| % | 100 | 55,1 | 44,9 |

Table 11. Violent deaths⁴ by municipality and type, 2018

| Municipality | Total | Male | Female | Violent deaths | | | | | | | | |
|--------------------|------------|-------------|-------------|----------------|-------------|-------------|-------------|------------|-------------|-------------|------------|-------------|
| | | | | Fatality | | | Suicide | | | Homicide | | |
| | | | | Male | Female | Total | Male | Female | Total | Male | Female | Total |
| Deçan | 5 | 4 | 1 | 3 | 0 | 3 | 0 | 1 | 1 | 1 | 0 | 1 |
| Gjakovë | 13 | 10 | 3 | 4 | 2 | 6 | 5 | 0 | 5 | 1 | 1 | 2 |
| Gllogovc | 4 | 4 | 0 | 4 | 0 | 4 | 0 | 0 | 0 | 0 | 0 | 0 |
| Gjilan | 13 | 8 | 5 | 6 | 3 | 9 | 1 | 2 | 3 | 1 | 0 | 1 |
| Dragash | 0 | 0 | 0 | 0 | 0 | 0 | 0 | 0 | 0 | 0 | 0 | 0 |
| Istog | 4 | 3 | 1 | 2 | 1 | 3 | 1 | 0 | 1 | 0 | 0 | 0 |
| Kaçanik | 7 | 7 | 0 | 7 | 0 | 7 | 0 | 0 | 0 | 0 | 0 | 0 |
| Klinë | 4 | 1 | 3 | 1 | 2 | 3 | 0 | 1 | 1 | 0 | 0 | 0 |
| Fushë Kosovë | 7 | 7 | 0 | 6 | 0 | 6 | 0 | 0 | 0 | 1 | 0 | 1 |
| Kamenicë | 2 | 1 | 1 | 0 | 0 | 0 | 0 | 1 | 1 | 1 | 0 | 1 |
| Mitrovicë | 8 | 6 | 2 | 5 | 2 | 7 | 0 | 0 | 0 | 1 | 0 | 1 |
| Leposaviq | 0 | 0 | 0 | 0 | 0 | 0 | 0 | 0 | 0 | 0 | 0 | 0 |
| Lipjan | 5 | 5 | 0 | 5 | 0 | 5 | 0 | 0 | 0 | 0 | 0 | 0 |
| Novobërdë | 0 | 0 | 0 | 0 | 0 | 0 | 0 | 0 | 0 | 0 | 0 | 0 |
| Obiliq | 0 | 0 | 0 | 0 | 0 | 0 | 0 | 0 | 0 | 0 | 0 | 0 |
| Rahovec | 5 | 5 | 0 | 2 | 0 | 2 | 3 | 0 | 3 | 0 | 0 | 0 |
| Pejë | 23 | 16 | 7 | 10 | 6 | 16 | 2 | 1 | 3 | 4 | 0 | 4 |
| Podujevë | 9 | 7 | 2 | 4 | 2 | 6 | 2 | 0 | 2 | 1 | 0 | 1 |
| Prishtinë | 12 | 5 | 7 | 5 | 7 | 12 | 0 | 0 | 0 | 0 | 0 | 0 |
| Prizren | 8 | 6 | 2 | 4 | 2 | 6 | 1 | 0 | 1 | 1 | 0 | 1 |
| Skenderaj | 9 | 8 | 1 | 6 | 1 | 7 | 1 | 0 | 1 | 1 | 0 | 1 |
| Shtime | 3 | 1 | 2 | 1 | 2 | 3 | 0 | 0 | 0 | 0 | 0 | 0 |
| Shtërpcë | 0 | 0 | 0 | 0 | 0 | 0 | 0 | 0 | 0 | 0 | 0 | 0 |
| Suharekë | 13 | 9 | 4 | 7 | 3 | 10 | 2 | 1 | 3 | 0 | 0 | 0 |
| Ferizaj | 3 | 2 | 1 | 0 | 1 | 1 | 0 | 0 | 0 | 2 | 0 | 2 |
| Viti | 5 | 4 | 1 | 3 | 1 | 4 | 1 | 0 | 1 | 0 | 0 | 0 |
| Vushtri | 5 | 5 | 0 | 3 | 0 | 3 | 0 | 0 | 0 | 2 | 0 | 2 |
| Zubin Potok | 0 | 0 | 0 | 0 | 0 | 0 | 0 | 0 | 0 | 0 | 0 | 0 |
| Zveçan | 0 | 0 | 0 | 0 | 0 | 0 | 0 | 0 | 0 | 0 | 0 | 0 |
| Malishevë | 6 | 5 | 1 | 3 | 1 | 4 | 0 | 0 | 0 | 2 | 0 | 2 |
| Junik | 1 | 0 | 1 | 0 | 0 | 0 | 0 | 1 | 1 | 0 | 0 | 0 |
| Mamushë | 0 | 0 | 0 | 0 | 0 | 0 | 0 | 0 | 0 | 0 | 0 | 0 |
| Hani i Elezit | 1 | 1 | 0 | 1 | 0 | 1 | 0 | 0 | 0 | 0 | 0 | 0 |
| Graçanicë | 0 | 0 | 0 | 0 | 0 | 0 | 0 | 0 | 0 | 0 | 0 | 0 |
| Ranillug | 0 | 0 | 0 | 0 | 0 | 0 | 0 | 0 | 0 | 0 | 0 | 0 |
| Partesh | 0 | 0 | 0 | 0 | 0 | 0 | 0 | 0 | 0 | 0 | 0 | 0 |
| Klokot | 0 | 0 | 0 | 0 | 0 | 0 | 0 | 0 | 0 | 0 | 0 | 0 |
| Northern Mitrovica | 1 | 1 | 0 | 0 | 0 | 0 | 0 | 0 | 0 | 1 | 0 | 0 |
| Outside Kosovo | 1 | 1 | 0 | 1 | 0 | 0 | 0 | 0 | 0 | 0 | 0 | 0 |
| Total | 177 | 132 | 45 | 93 | 36 | 129 | 19 | 8 | 27 | 20 | 1 | 21 |
| % | 100 | 74,6 | 25,4 | 52,5 | 20,3 | 72,9 | 10,7 | 4,5 | 15,3 | 11,3 | 0,6 | 11,9 |

Graph 3

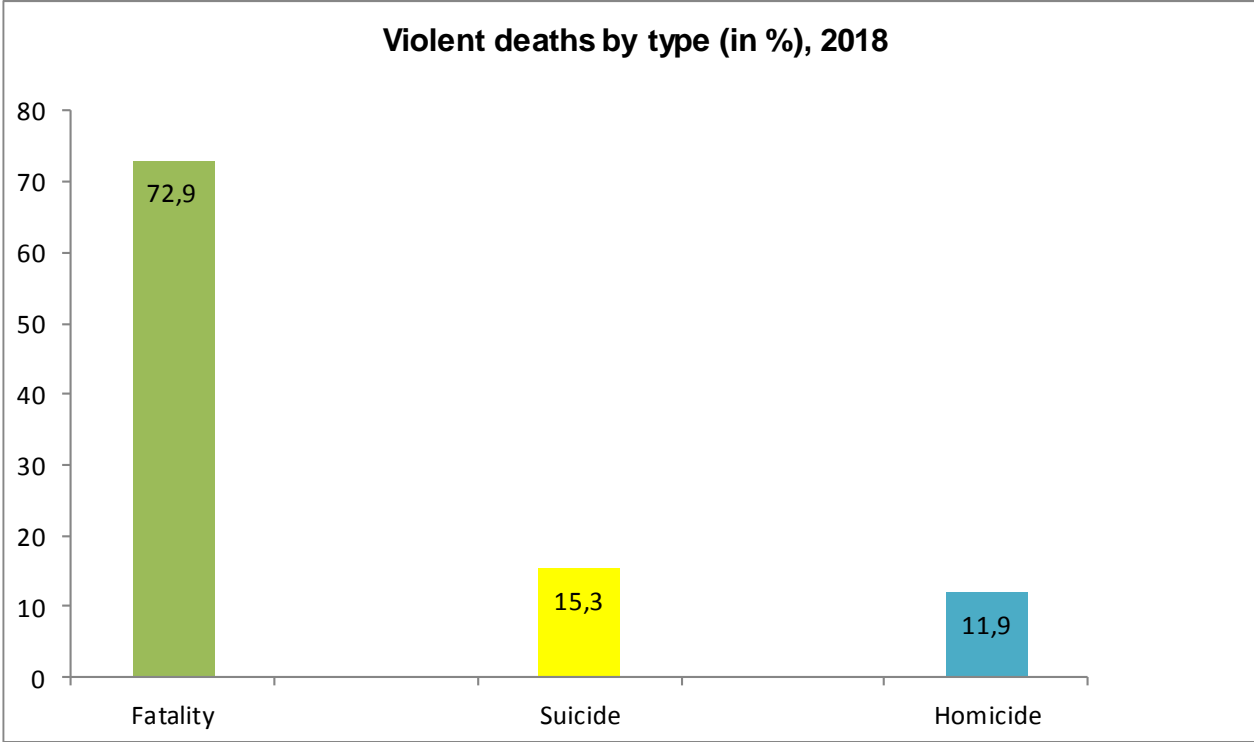


Table 12. Violent deaths by age, gender and type, 2018

| Age | Violent deaths by type of death and gender in 2018 | | | | | | | | |
|-----|--|-----------|------------|----------|-----------|-----------|----------|-----------|-----------|
| | Fatality | | | Suicide | | | Homicide | | |
| | Gender | | Total | Gender | | Total | Gender | | Total |
| | Female | Male | | Female | Male | | Female | Male | |
| | 36 | 93 | 129 | 8 | 19 | 27 | 1 | 20 | 21 |
| 0 | 0 | 0 | 0 | 0 | 0 | 0 | 0 | 0 | 0 |
| 1 | 1 | 1 | 2 | 0 | 0 | 0 | 0 | 0 | 0 |
| 2 | 0 | 1 | 1 | 0 | 0 | 0 | 0 | 0 | 0 |
| 3 | 0 | 0 | 0 | 0 | 0 | 0 | 0 | 0 | 0 |
| 4 | 2 | 0 | 2 | 0 | 0 | 0 | 0 | 0 | 0 |
| 5 | 0 | 0 | 0 | 0 | 0 | 0 | 0 | 0 | 0 |
| 6 | 0 | 2 | 2 | 0 | 0 | 0 | 0 | 0 | 0 |
| 7 | 1 | 0 | 1 | 0 | 0 | 0 | 0 | 0 | 0 |
| 8 | 0 | 0 | 0 | 0 | 0 | 0 | 0 | 0 | 0 |
| 9 | 1 | 0 | 1 | 0 | 0 | 0 | 0 | 0 | 0 |
| 10 | 1 | 1 | 2 | 0 | 0 | 0 | 0 | 0 | 0 |
| 11 | 0 | 1 | 1 | 0 | 0 | 0 | 0 | 1 | 1 |
| 12 | 0 | 0 | 0 | 0 | 0 | 0 | 0 | 0 | 0 |
| 13 | 0 | 2 | 2 | 0 | 0 | 0 | 0 | 1 | 1 |
| 14 | 0 | 1 | 1 | 0 | 0 | 0 | 0 | 0 | 0 |
| 15 | 1 | 1 | 2 | 0 | 0 | 0 | 0 | 0 | 0 |
| 16 | 1 | 1 | 2 | 0 | 1 | 1 | 0 | 0 | 0 |
| 17 | 0 | 2 | 2 | 0 | 0 | 0 | 0 | 0 | 0 |
| 18 | 0 | 2 | 2 | 0 | 0 | 0 | 0 | 0 | 0 |
| 19 | 0 | 1 | 1 | 0 | 0 | 0 | 0 | 0 | 0 |
| 20 | 1 | 1 | 2 | 1 | 0 | 1 | 0 | 0 | 0 |
| 21 | 1 | 4 | 5 | 0 | 0 | 0 | 0 | 0 | 0 |
| 22 | 0 | 1 | 1 | 0 | 1 | 1 | 0 | 0 | 0 |
| 23 | 1 | 1 | 2 | 0 | 0 | 0 | 0 | 0 | 0 |
| 24 | 2 | 2 | 4 | 0 | 0 | 0 | 0 | 0 | 0 |
| 25 | 0 | 7 | 7 | 0 | 0 | 0 | 0 | 0 | 0 |
| 26 | 2 | 0 | 2 | 0 | 0 | 0 | 0 | 0 | 0 |
| 27 | 0 | 4 | 4 | 0 | 0 | 0 | 0 | 0 | 0 |
| 28 | 0 | 1 | 1 | 0 | 1 | 1 | 0 | 2 | 2 |
| 29 | 0 | 3 | 3 | 0 | 0 | 0 | 0 | 1 | 1 |
| 30 | 1 | 0 | 1 | 0 | 0 | 0 | 0 | 0 | 0 |
| 31 | 1 | 2 | 3 | 0 | 0 | 0 | 0 | 1 | 1 |
| 32 | 1 | 2 | 3 | 1 | 0 | 1 | 0 | 2 | 2 |
| 33 | 0 | 1 | 1 | 0 | 0 | 0 | 0 | 0 | 0 |
| 34 | 0 | 0 | 0 | 0 | 0 | 0 | 0 | 0 | 0 |
| 35 | 0 | 0 | 0 | 0 | 0 | 0 | 1 | 0 | 1 |
| 36 | 0 | 3 | 3 | 0 | 0 | 0 | 0 | 2 | 2 |
| 37 | 0 | 0 | 0 | 0 | 0 | 0 | 0 | 1 | 1 |
| 38 | 0 | 0 | 0 | 0 | 0 | 0 | 0 | 0 | 0 |
| 39 | 2 | 2 | 4 | 0 | 0 | 0 | 0 | 0 | 0 |
| 40 | 0 | 1 | 1 | 0 | 0 | 0 | 0 | 1 | 1 |
| 41 | 0 | 0 | 0 | 0 | 1 | 1 | 0 | 1 | 1 |
| 42 | 0 | 1 | 1 | 0 | 0 | 0 | 0 | 0 | 0 |

Table 12. Violent deaths by age, gender and type, 2018 (continued)

| Age | Violent deaths by type of death and gender in 2018 | | | | | | | | |
|-----|--|-----------|------------|----------|-----------|-----------|----------|-----------|-----------|
| | Fatality | | | Suicide | | | Homicide | | |
| | Gender | | Total | Gender | | Total | Gender | | Total |
| | Female | Male | | Female | Male | | Female | Male | |
| | 36 | 93 | 129 | 8 | 19 | 27 | 1 | 20 | 21 |
| 43 | 1 | 0 | 1 | 0 | 2 | 2 | 0 | 0 | 0 |
| 44 | 2 | 2 | 4 | 1 | 2 | 3 | 0 | 1 | 1 |
| 45 | 1 | 1 | 2 | 0 | 1 | 1 | 0 | 1 | 1 |
| 46 | 0 | 2 | 2 | 0 | 0 | 0 | 0 | 0 | 0 |
| 47 | 0 | 2 | 2 | 0 | 0 | 0 | 0 | 0 | 0 |
| 48 | 0 | 1 | 1 | 0 | 1 | 1 | 0 | 0 | 0 |
| 49 | 1 | 0 | 1 | 0 | 0 | 0 | 0 | 0 | 0 |
| 50 | 0 | 1 | 1 | 0 | 0 | 0 | 0 | 0 | 0 |
| 51 | 0 | 1 | 1 | 2 | 1 | 3 | 0 | 1 | 1 |
| 52 | 0 | 1 | 1 | 0 | 0 | 0 | 0 | 0 | 0 |
| 53 | 0 | 1 | 1 | 0 | 0 | 0 | 0 | 0 | 0 |
| 54 | 1 | 2 | 3 | 0 | 0 | 0 | 0 | 1 | 1 |
| 55 | 1 | 0 | 1 | 0 | 0 | 0 | 0 | 0 | 0 |
| 56 | 0 | 0 | 0 | 0 | 2 | 2 | 0 | 0 | 0 |
| 57 | 0 | 2 | 2 | 0 | 0 | 0 | 0 | 0 | 0 |
| 58 | 1 | 2 | 3 | 1 | 1 | 2 | 0 | 1 | 1 |
| 59 | 0 | 2 | 2 | 0 | 0 | 0 | 0 | 0 | 0 |
| 60 | 0 | 2 | 2 | 0 | 1 | 1 | 0 | 0 | 0 |
| 61 | 1 | 0 | 1 | 0 | 0 | 0 | 0 | 0 | 0 |
| 62 | 0 | 2 | 2 | 1 | 1 | 2 | 0 | 1 | 1 |
| 63 | 0 | 1 | 1 | 0 | 0 | 0 | 0 | 0 | 0 |
| 64 | 1 | 1 | 2 | 0 | 1 | 1 | 0 | 1 | 1 |
| 65 | 0 | 1 | 1 | 0 | 0 | 0 | 0 | 0 | 0 |
| 66 | 0 | 0 | 0 | 0 | 0 | 0 | 0 | 0 | 0 |
| 67 | 0 | 0 | 0 | 0 | 0 | 0 | 0 | 0 | 0 |
| 68 | 0 | 1 | 1 | 0 | 0 | 0 | 0 | 0 | 0 |
| 69 | 0 | 0 | 0 | 0 | 0 | 0 | 0 | 0 | 0 |
| 70 | 0 | 0 | 0 | 0 | 0 | 0 | 0 | 0 | 0 |
| 71 | 0 | 0 | 0 | 0 | 0 | 0 | 0 | 0 | 0 |
| 72 | 0 | 3 | 3 | 0 | 0 | 0 | 0 | 0 | 0 |
| 73 | 0 | 0 | 0 | 0 | 0 | 0 | 0 | 0 | 0 |
| 74 | 1 | 3 | 4 | 0 | 0 | 0 | 0 | 0 | 0 |
| 75 | 2 | 1 | 3 | 0 | 0 | 0 | 0 | 0 | 0 |
| 76 | 1 | 0 | 1 | 0 | 0 | 0 | 0 | 0 | 0 |
| 77 | 0 | 0 | 0 | 0 | 1 | 1 | 0 | 0 | 0 |
| 78 | 0 | 1 | 1 | 0 | 0 | 0 | 0 | 0 | 0 |
| 79 | 1 | 2 | 3 | 0 | 1 | 1 | 0 | 0 | 0 |
| 80 | 0 | 0 | 0 | 0 | 0 | 0 | 0 | 0 | 0 |
| 81 | 0 | 1 | 1 | 0 | 0 | 0 | 0 | 0 | 0 |
| 82 | 0 | 0 | 0 | 0 | 0 | 0 | 0 | 0 | 0 |
| 83 | 0 | 0 | 0 | 0 | 0 | 0 | 0 | 0 | 0 |
| 84 | 0 | 1 | 1 | 1 | 0 | 1 | 0 | 0 | 0 |
| 85 | 0 | 1 | 1 | 0 | 0 | 0 | 0 | 0 | 0 |
| 86 | 0 | 0 | 0 | 0 | 0 | 0 | 0 | 0 | 0 |
| 87 | 1 | 0 | 1 | 0 | 0 | 0 | 0 | 0 | 0 |

Table 13. Violent deaths by gender and age group, 2018**Fatality**

| Gender | Total | Age group | | | | | |
|--------------|------------|-----------|----------|----------|----------|-----------|-------------|
| | | 0-4 | 5-9 | 10 - 14 | 15 - 19 | 20 - 49 | 50 and over |
| Male | 93 | 2 | 2 | 5 | 7 | 44 | 33 |
| Female | 36 | 3 | 2 | 1 | 2 | 17 | 11 |
| Total | 129 | 5 | 4 | 6 | 9 | 61 | 44 |

Suicide

| Gender | Total | Age group | | | | | |
|--------------|-----------|-----------|----------|----------|----------|-----------|-------------|
| | | 0-4 | 5-9 | 10 - 14 | 15 - 19 | 20 - 49 | 50 and over |
| Male | 19 | 0 | 0 | 0 | 1 | 9 | 9 |
| Female | 8 | 0 | 0 | 0 | 0 | 3 | 5 |
| Total | 27 | 0 | 0 | 0 | 1 | 12 | 14 |

Homicide

| Gender | Total | Age group | | | | | |
|--------------|-----------|-----------|----------|----------|----------|-----------|-------------|
| | | 0-4 | 5-9 | 10 - 14 | 15 - 19 | 20 - 49 | 50 and over |
| Male | 20 | 0 | 0 | 2 | 0 | 13 | 5 |
| Female | 1 | 0 | 0 | 0 | 0 | 1 | 0 |
| Total | 21 | 0 | 0 | 2 | 0 | 14 | 5 |

Table 14. Violent deaths by ethnicity, 2018

| Ethnic affiliation | Total | Fatality | Suicide | Homicide |
|---------------------------|--------------|-----------------|----------------|-----------------|
| Albanian | 175 | 129 | 26 | 20 |
| Serbian | 2 | 0 | 1 | 1 |
| Turkish | 0 | 0 | 0 | 0 |
| Bosnian | 0 | 0 | 0 | 0 |
| RAE ⁴ | 0 | 0 | 0 | 0 |
| Other | 0 | 0 | 0 | |
| Total | 177 | 129 | 27 | 21 |
| % | 100 | 72,9 | 15,3 | 11,9 |

⁴ Roma, Ashkali and Egyptian.

Table 15. Perinatal mortality (0-6 days and stillbirths) by municipality, 2018

| Municipality | 0-6 days | | | Stillbirths | | | Total | | |
|--------------------|------------|-----------|-----------|-------------|-----------|-----------|------------|------------|------------|
| | Total | Male | Female | Total | Male | Female | Total | Male | Female |
| Deçan | 5 | 2 | 3 | 1 | 0 | 1 | 6 | 2 | 4 |
| Gjakovë | 6 | 3 | 3 | 1 | 0 | 1 | 7 | 3 | 4 |
| Gillogovc | 6 | 5 | 1 | 1 | 1 | 0 | 7 | 6 | 1 |
| Gjilan | 7 | 6 | 1 | 6 | 5 | 1 | 13 | 11 | 2 |
| Dragash | 2 | 2 | 0 | 2 | 1 | 1 | 4 | 3 | 1 |
| Istog | 0 | 0 | 0 | 2 | 0 | 2 | 2 | 0 | 2 |
| Kaçanik | 3 | 2 | 1 | 2 | 1 | 1 | 5 | 3 | 2 |
| Klinë | 2 | 2 | 0 | 3 | 1 | 2 | 5 | 3 | 2 |
| Fushë Kosovë | 10 | 2 | 8 | 3 | 1 | 2 | 13 | 3 | 10 |
| Kamenicë | 1 | 1 | 0 | 2 | 1 | 1 | 3 | 2 | 1 |
| Mitrovicë | 6 | 4 | 2 | 6 | 2 | 4 | 12 | 6 | 6 |
| Leposaviq | 0 | 0 | 0 | 0 | 0 | 0 | 0 | 0 | 0 |
| Lipjan | 3 | 2 | 1 | 4 | 4 | 0 | 7 | 6 | 1 |
| Novobërdë | 0 | 0 | 0 | 0 | 0 | 0 | 0 | 0 | 0 |
| Obiliq | 0 | 0 | 0 | 0 | 0 | 0 | 0 | 0 | 0 |
| Rahovec | 2 | 2 | 0 | 1 | 0 | 1 | 3 | 2 | 1 |
| Pejë | 5 | 3 | 2 | 6 | 3 | 3 | 11 | 6 | 5 |
| Podujevë | 6 | 2 | 4 | 6 | 2 | 4 | 12 | 4 | 8 |
| Prishtinë | 36 | 20 | 16 | 16 | 9 | 7 | 52 | 29 | 23 |
| Prizren | 13 | 5 | 8 | 12 | 7 | 5 | 25 | 12 | 13 |
| Skenderaj | 4 | 3 | 1 | 2 | 1 | 1 | 6 | 4 | 2 |
| Shtime | 7 | 3 | 4 | 1 | 1 | 0 | 8 | 4 | 4 |
| Shtërpcë | 0 | 0 | 0 | 0 | 0 | 0 | 0 | 0 | 0 |
| Suharekë | 4 | 2 | 2 | 3 | 1 | 2 | 7 | 3 | 4 |
| Ferizaj | 5 | 4 | 1 | 10 | 4 | 6 | 15 | 8 | 7 |
| Viti | 4 | 0 | 4 | 1 | 1 | 0 | 5 | 1 | 4 |
| Vushtrri | 3 | 1 | 2 | 8 | 5 | 3 | 11 | 6 | 5 |
| Zubin Potok | 0 | 0 | 0 | 0 | 0 | 0 | 0 | 0 | 0 |
| Zveçan | 0 | 0 | 0 | 0 | 0 | 0 | 0 | 0 | 0 |
| Malishevë | 6 | 4 | 2 | 6 | 4 | 2 | 12 | 8 | 4 |
| Junik | 0 | 0 | 0 | 0 | 0 | 0 | 0 | 0 | 0 |
| Mamushë | 0 | 0 | 0 | 1 | 1 | 0 | 1 | 1 | 0 |
| Hani i Elezit | 0 | 0 | 0 | 0 | 0 | 0 | 0 | 0 | 0 |
| Graçanicë | 0 | 0 | 0 | 0 | 0 | 0 | 0 | 0 | 0 |
| Ranillug | 0 | 0 | 0 | 0 | 0 | 0 | 0 | 0 | 0 |
| Partesh | 0 | 0 | 0 | 0 | 0 | 0 | 0 | 0 | 0 |
| Kilokot | 0 | 0 | 0 | 0 | 0 | 0 | 0 | 0 | 0 |
| Northern Mitrovica | 0 | 0 | 0 | 0 | 0 | 0 | 0 | 0 | 0 |
| Outside Kosovo | 1 | 0 | 1 | 3 | 0 | 3 | 4 | 0 | 4 |
| Total | 147 | 80 | 67 | 109 | 56 | 53 | 256 | 136 | 120 |

Table 16. Infant mortality by municipality, age and medical treatment, 2018

| Municipality | Total | With medical treatment | | Up to 24 hours | | 1-6 days | | 7-27 days | | 28-30 days | | 1-3 months | | 4-7 months | | 8-11 months | |
|--------------------|------------|------------------------|------------------------|----------------|------------------------|------------|------------------------|-----------|------------------------|------------|------------------------|------------|------------------------|------------|------------------------|-------------|------------------------|
| | | Total | With medical treatment | Total | With medical treatment | Total | With medical treatment | Total | With medical treatment | Total | With medical treatment | Total | With medical treatment | Total | With medical treatment | Total | With medical treatment |
| | | | | | | | | | | | | | | | | | |
| Deçan | 7 | 7 | 1 | 1 | 4 | 4 | 1 | 1 | 1 | 1 | 0 | 0 | 0 | 0 | 0 | 0 | |
| Gjakovë | 9 | 8 | 2 | 2 | 4 | 4 | 2 | 2 | 0 | 0 | 1 | 0 | 0 | 0 | 0 | 0 | |
| Gllgovc | 12 | 12 | 1 | 1 | 5 | 5 | 4 | 4 | 0 | 0 | 1 | 1 | 1 | 1 | 0 | 0 | |
| Gjilan | 14 | 13 | 0 | 0 | 7 | 7 | 4 | 4 | 0 | 0 | 3 | 2 | 0 | 0 | 0 | 0 | |
| Dragash | 2 | 2 | 0 | 0 | 2 | 2 | 0 | 0 | 0 | 0 | 0 | 0 | 0 | 0 | 0 | 0 | |
| Istog | 0 | 0 | 0 | 0 | 0 | 0 | 0 | 0 | 0 | 0 | 0 | 0 | 0 | 0 | 0 | 0 | |
| Kaçanik | 5 | 5 | 1 | 1 | 2 | 2 | 1 | 1 | 0 | 0 | 1 | 1 | 0 | 0 | 0 | 0 | |
| Klinë | 3 | 3 | 0 | 0 | 2 | 2 | 1 | 1 | 0 | 0 | 0 | 0 | 0 | 0 | 0 | 0 | |
| Fushë Kosovë | 14 | 13 | 3 | 3 | 7 | 7 | 2 | 2 | 0 | 0 | 1 | 0 | 1 | 1 | 0 | 0 | |
| Kamenicë | 5 | 5 | 0 | 0 | 1 | 1 | 3 | 3 | 0 | 0 | 1 | 1 | 0 | 0 | 0 | 0 | |
| Mitrovicë | 9 | 8 | 0 | 0 | 6 | 6 | 2 | 2 | 0 | 0 | 1 | 0 | 0 | 0 | 0 | 0 | |
| Leposaviq | 0 | 0 | 0 | 0 | 0 | 0 | 0 | 0 | 0 | 0 | 0 | 0 | 0 | 0 | 0 | 0 | |
| Lipjan | 3 | 3 | 0 | 0 | 3 | 3 | 0 | 0 | 0 | 0 | 0 | 0 | 0 | 0 | 0 | 0 | |
| Novobërdë | 0 | 0 | 0 | 0 | 0 | 0 | 0 | 0 | 0 | 0 | 0 | 0 | 0 | 0 | 0 | 0 | |
| Obiliq | 1 | 1 | 0 | 0 | 0 | 0 | 0 | 0 | 0 | 0 | 1 | 1 | 0 | 0 | 0 | 0 | |
| Rahovec | 3 | 3 | 0 | 0 | 2 | 2 | 1 | 1 | 0 | 0 | 0 | 0 | 0 | 0 | 0 | 0 | |
| Pejë | 9 | 9 | 1 | 1 | 4 | 4 | 1 | 1 | 0 | 0 | 2 | 2 | 0 | 0 | 1 | 1 | |
| Podujevë | 13 | 13 | 4 | 4 | 2 | 2 | 3 | 3 | 1 | 1 | 2 | 2 | 1 | 1 | 0 | 0 | |
| Prishtinë | 54 | 53 | 3 | 3 | 33 | 33 | 9 | 9 | 2 | 2 | 4 | 3 | 3 | 3 | 0 | 0 | |
| Prizren | 21 | 21 | 2 | 2 | 11 | 11 | 3 | 3 | 0 | 0 | 3 | 3 | 2 | 2 | 0 | 0 | |
| Skenderaj | 6 | 6 | 1 | 1 | 3 | 3 | 1 | 1 | 0 | 0 | 1 | 1 | 0 | 0 | 0 | 0 | |
| Shtime | 9 | 8 | 0 | 0 | 7 | 7 | 1 | 0 | 0 | 0 | 1 | 1 | 0 | 0 | 0 | 0 | |
| Shtërpcë | 0 | 0 | 0 | 0 | 0 | 0 | 0 | 0 | 0 | 0 | 0 | 0 | 0 | 0 | 0 | 0 | |
| Suharekë | 6 | 6 | 0 | 0 | 4 | 4 | 1 | 1 | 0 | 0 | 1 | 1 | 0 | 0 | 0 | 0 | |
| Ferizaj | 10 | 8 | 1 | 0 | 4 | 4 | 4 | 4 | 0 | 0 | 0 | 0 | 0 | 0 | 1 | 0 | |
| Viti | 6 | 6 | 0 | 0 | 4 | 4 | 1 | 1 | 0 | 0 | 0 | 0 | 1 | 1 | 0 | 0 | |
| Vushtrri | 5 | 4 | 0 | 0 | 3 | 2 | 0 | 0 | 1 | 1 | 0 | 0 | 1 | 1 | 0 | 0 | |
| Zubin Potok | 0 | 0 | 0 | 0 | 0 | 0 | 0 | 0 | 0 | 0 | 0 | 0 | 0 | 0 | 0 | 0 | |
| Zveçan | 0 | 0 | 0 | 0 | 0 | 0 | 0 | 0 | 0 | 0 | 0 | 0 | 0 | 0 | 0 | 0 | |
| Malishevë | 14 | 13 | 1 | 1 | 5 | 5 | 5 | 5 | 0 | 0 | 3 | 2 | 0 | 0 | 0 | 0 | |
| Junik | 0 | 0 | 0 | 0 | 0 | 0 | 0 | 0 | 0 | 0 | 0 | 0 | 0 | 0 | 0 | 0 | |
| Mamushë | 1 | 0 | 0 | 0 | 0 | 0 | 0 | 0 | 0 | 0 | 0 | 0 | 1 | 0 | 0 | 0 | |
| Hani i Elezit | 0 | 0 | 0 | 0 | 0 | 0 | 0 | 0 | 0 | 0 | 0 | 0 | 0 | 0 | 0 | 0 | |
| Graçanicë | 0 | 0 | 0 | 0 | 0 | 0 | 0 | 0 | 0 | 0 | 0 | 0 | 0 | 0 | 0 | 0 | |
| Ranillug | 0 | 0 | 0 | 0 | 0 | 0 | 0 | 0 | 0 | 0 | 0 | 0 | 0 | 0 | 0 | 0 | |
| Partesh | 0 | 0 | 0 | 0 | 0 | 0 | 0 | 0 | 0 | 0 | 0 | 0 | 0 | 0 | 0 | 0 | |
| Kllokot | 0 | 0 | 0 | 0 | 0 | 0 | 0 | 0 | 0 | 0 | 0 | 0 | 0 | 0 | 0 | 0 | |
| Northern Mitrovica | 0 | 0 | 0 | 0 | 0 | 0 | 0 | 0 | 0 | 0 | 0 | 0 | 0 | 0 | 0 | 0 | |
| Outside Kosovo | 1 | 1 | 0 | 1 | 1 | 0 | 0 | 0 | 0 | 0 | 0 | 0 | 0 | 0 | 0 | 0 | |
| Total | 242 | 231 | 21 | 21 | 126 | 124 | 50 | 49 | 5 | 5 | 27 | 21 | 11 | 10 | 2 | 1 | |

Table 17. Infant mortality by municipality, ethnicity and gender, 2018

| Municipality | Total | Albanian | | Serbian | | Turkish | | Bosnian | | RAE ⁵ | | Other | |
|--------------------|------------|-------------|-------------|------------|------------|------------|------------|------------|------------|------------------|------------|------------|------------|
| | | Male | Female | Male | Female | Male | Female | Male | Female | Male | Female | Male | Female |
| Deçan | 7 | 4 | 3 | 0 | 0 | 0 | 0 | 0 | 0 | 0 | 0 | 0 | 0 |
| Gjakovë | 9 | 6 | 2 | 0 | 0 | 0 | 0 | 0 | 0 | 0 | 1 | 0 | 0 |
| Glogovc | 12 | 6 | 6 | 0 | 0 | 0 | 0 | 0 | 0 | 0 | 0 | 0 | 0 |
| Gjilan | 14 | 9 | 5 | 0 | 0 | 0 | 0 | 0 | 0 | 0 | 0 | 0 | 0 |
| Dragash | 2 | 2 | 0 | 0 | 0 | 0 | 0 | 0 | 0 | 0 | 0 | 0 | 0 |
| Istog | 0 | 0 | 0 | 0 | 0 | 0 | 0 | 0 | 0 | 0 | 0 | 0 | 0 |
| Kaçanik | 5 | 3 | 2 | 0 | 0 | 0 | 0 | 0 | 0 | 0 | 0 | 0 | 0 |
| Klinë | 3 | 3 | 0 | 0 | 0 | 0 | 0 | 0 | 0 | 0 | 0 | 0 | 0 |
| Fushë Kosovë | 14 | 3 | 8 | 0 | 0 | 0 | 0 | 0 | 0 | 0 | 3 | 0 | 0 |
| Kamenicë | 5 | 3 | 2 | 0 | 0 | 0 | 0 | 0 | 0 | 0 | 0 | 0 | 0 |
| Mitrovicë | 9 | 5 | 3 | 0 | 0 | 0 | 0 | 0 | 0 | 1 | 0 | 0 | 0 |
| Leposaviq | 0 | 0 | 0 | 0 | 0 | 0 | 0 | 0 | 0 | 0 | 0 | 0 | 0 |
| Lipjan | 3 | 2 | 1 | 0 | 0 | 0 | 0 | 0 | 0 | 0 | 0 | 0 | 0 |
| Novobërdë | 0 | 0 | 0 | 0 | 0 | 0 | 0 | 0 | 0 | 0 | 0 | 0 | 0 |
| Obiliq | 1 | 0 | 1 | 0 | 0 | 0 | 0 | 0 | 0 | 0 | 0 | 0 | 0 |
| Rahovec | 3 | 2 | 1 | 0 | 0 | 0 | 0 | 0 | 0 | 0 | 0 | 0 | 0 |
| Pejë | 9 | 4 | 5 | 0 | 0 | 0 | 0 | 0 | 0 | 0 | 0 | 0 | 0 |
| Podujevë | 13 | 9 | 4 | 0 | 0 | 0 | 0 | 0 | 0 | 0 | 0 | 0 | 0 |
| Prishtinë | 54 | 31 | 23 | 0 | 0 | 0 | 0 | 0 | 0 | 0 | 0 | 0 | 0 |
| Prizren | 21 | 10 | 11 | 0 | 0 | 0 | 0 | 0 | 0 | 0 | 0 | 0 | 0 |
| Skenderaj | 6 | 5 | 1 | 0 | 0 | 0 | 0 | 0 | 0 | 0 | 0 | 0 | 0 |
| Shtime | 9 | 5 | 4 | 0 | 0 | 0 | 0 | 0 | 0 | 0 | 0 | 0 | 0 |
| Shtërpcë | 0 | 0 | 0 | 0 | 0 | 0 | 0 | 0 | 0 | 0 | 0 | 0 | 0 |
| Suharekë | 6 | 2 | 4 | 0 | 0 | 0 | 0 | 0 | 0 | 0 | 0 | 0 | 0 |
| Ferizaj | 10 | 6 | 4 | 0 | 0 | 0 | 0 | 0 | 0 | 0 | 0 | 0 | 0 |
| Viti | 6 | 1 | 5 | 0 | 0 | 0 | 0 | 0 | 0 | 0 | 0 | 0 | 0 |
| Vushtrri | 5 | 2 | 3 | 0 | 0 | 0 | 0 | 0 | 0 | 0 | 0 | 0 | 0 |
| Zubin Potok | 0 | 0 | 0 | 0 | 0 | 0 | 0 | 0 | 0 | 0 | 0 | 0 | 0 |
| Zveçan | 0 | 0 | 0 | 0 | 0 | 0 | 0 | 0 | 0 | 0 | 0 | 0 | 0 |
| Malishevë | 14 | 9 | 4 | 0 | 0 | 0 | 0 | 0 | 0 | 0 | 1 | 0 | 0 |
| Junik | 0 | 0 | 0 | 0 | 0 | 0 | 0 | 0 | 0 | 0 | 0 | 0 | 0 |
| Mamushë | 1 | 0 | 0 | 0 | 0 | 1 | 0 | 0 | 0 | 0 | 0 | 0 | 0 |
| Hani i Elezit | 0 | 0 | 0 | 0 | 0 | 0 | 0 | 0 | 0 | 0 | 0 | 0 | 0 |
| Graçanicë | 0 | 0 | 0 | 0 | 0 | 0 | 0 | 0 | 0 | 0 | 0 | 0 | 0 |
| Ranillug | 0 | 0 | 0 | 0 | 0 | 0 | 0 | 0 | 0 | 0 | 0 | 0 | 0 |
| Partesh | 0 | 0 | 0 | 0 | 0 | 0 | 0 | 0 | 0 | 0 | 0 | 0 | 0 |
| Kllokot | 0 | 0 | 0 | 0 | 0 | 0 | 0 | 0 | 0 | 0 | 0 | 0 | 0 |
| Northern Mitrovica | 0 | 0 | 0 | 0 | 0 | 0 | 0 | 0 | 0 | 0 | 0 | 0 | 0 |
| Outside Kosovo | 1 | 0 | 1 | 0 | 0 | 0 | 0 | 0 | 0 | 0 | 0 | 0 | 0 |
| Total | 242 | 132 | 103 | 0 | 0 | 1 | 0 | 0 | 0 | 1 | 5 | 0 | 0 |
| % | 100 | 54,5 | 42,6 | 0,0 | 0,0 | 0,4 | 0,0 | 0,0 | 0,0 | 0,4 | 2,1 | 0,0 | 0,0 |

⁵ Roma, Ashkali and Egyptian ethnicity.

Table 18. Infant mortality by gender and age, 2018

| Age | Total | Gender | |
|----------------|------------|-------------|-------------|
| | | Male | Female |
| Up to 24 hours | 21 | 9 | 12 |
| 1 day | 27 | 17 | 10 |
| 2 days | 26 | 18 | 8 |
| 3 days | 24 | 14 | 10 |
| 4 days | 17 | 7 | 10 |
| 5 days | 23 | 12 | 11 |
| 6 days | 9 | 3 | 6 |
| 7-13 days | 24 | 14 | 10 |
| 14-20 days | 21 | 13 | 8 |
| 21-27 days | 5 | 1 | 4 |
| 28-30 days | 5 | 4 | 1 |
| 1 month | 19 | 11 | 8 |
| 2 months | 4 | 1 | 3 |
| 3 months | 3 | 1 | 2 |
| 4 months | 4 | 4 | 0 |
| 5 months | 3 | 2 | 1 |
| 6 months | 4 | 2 | 2 |
| 7 months | 1 | 0 | 1 |
| 8 months | 0 | 0 | 0 |
| 9 months | 1 | 0 | 1 |
| 10 months | 0 | 0 | 0 |
| 11 months | 1 | 1 | 0 |
| Total | 242 | 134 | 108 |
| % | 100 | 55,4 | 44,6 |

Graph 4

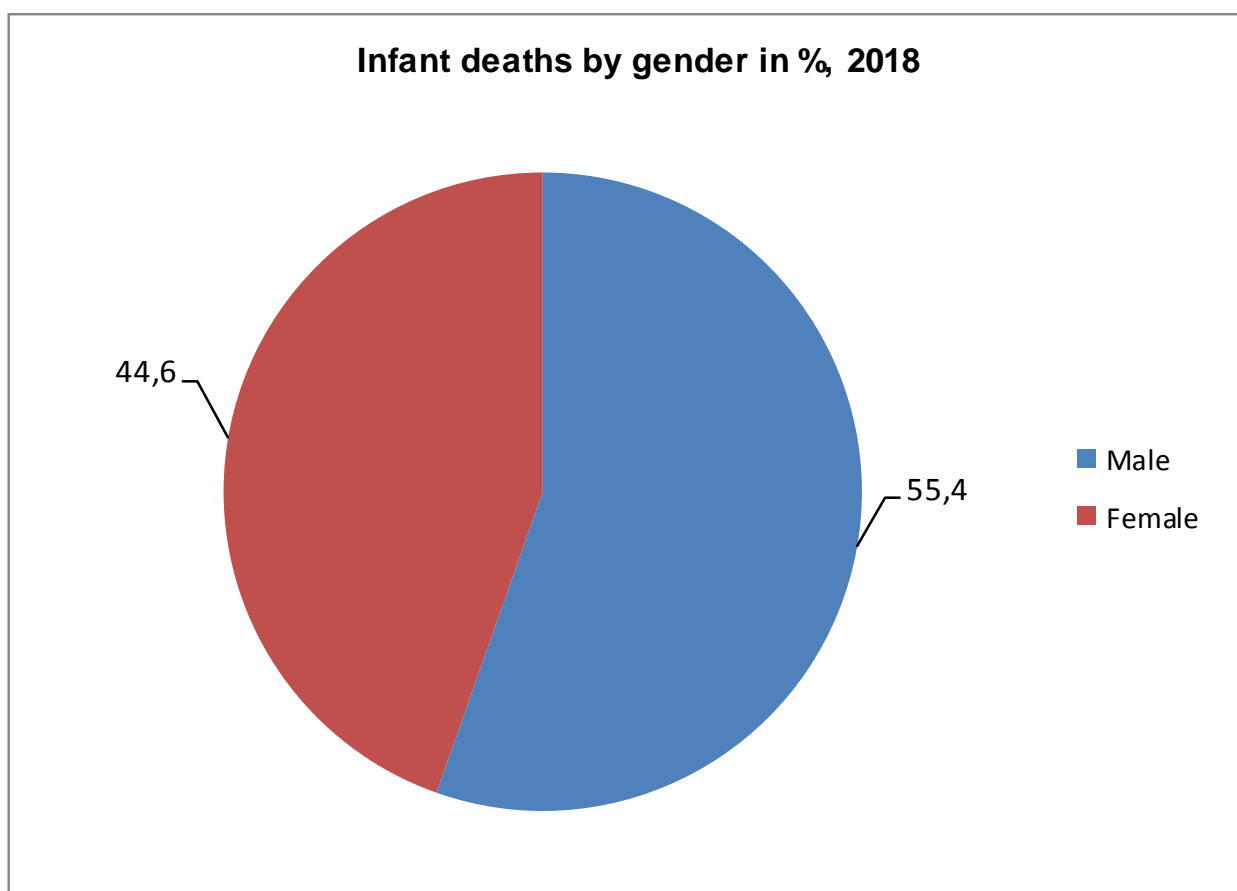


Table 19. Infant⁶ mortality by gender, maternal age and childbirth, 2018

| Some characteristics | | Total | Age of deceased | | |
|----------------------|---------------|------------|-----------------|-------------|--------------|
| | | | Perinatal | Neonatal | Postneonatal |
| Gender | Male | 134 | 80 | 28 | 26 |
| | Female | 108 | 67 | 22 | 19 |
| | Total | 242 | 147 | 50 | 45 |
| Mother's age | 14 and less | 0 | 0 | 0 | 0 |
| | 15-19 | 5 | 3 | 2 | 0 |
| | 20-24 | 37 | 24 | 6 | 7 |
| | 25-29 | 71 | 32 | 20 | 19 |
| | 30-34 | 70 | 48 | 14 | 8 |
| | 35-39 | 41 | 27 | 5 | 9 |
| | 40-44 | 13 | 11 | 1 | 1 |
| | 45-49 | 3 | 1 | 2 | 0 |
| | 50 + | 2 | 1 | 0 | 1 |
| | Total | 242 | 147 | 50 | 45 |
| Birth line | First | 104 | 63 | 25 | 16 |
| | Second | 73 | 42 | 14 | 17 |
| | Third | 43 | 31 | 5 | 7 |
| | Fourth | 16 | 9 | 3 | 4 |
| | Fifth | 5 | 1 | 3 | 1 |
| | Sixth | 1 | 1 | 0 | 0 |
| | Seventh | 0 | 0 | 0 | 0 |
| | Eighth | 0 | 0 | 0 | 0 |
| | Nine and more | 0 | 0 | 0 | 0 |
| | Total | 242 | 147 | 50 | 45 |
| | % | 100 | 60,7 | 20,7 | 18,6 |

⁶ *Early perinatal deaths are deaths in the day 0-6 after live birth
 Neonatal deaths are deaths in the 7-27 day after live birth
 Postnatal deaths are deaths on day 28 to day 364 (without having 1 year)*

Graph 5

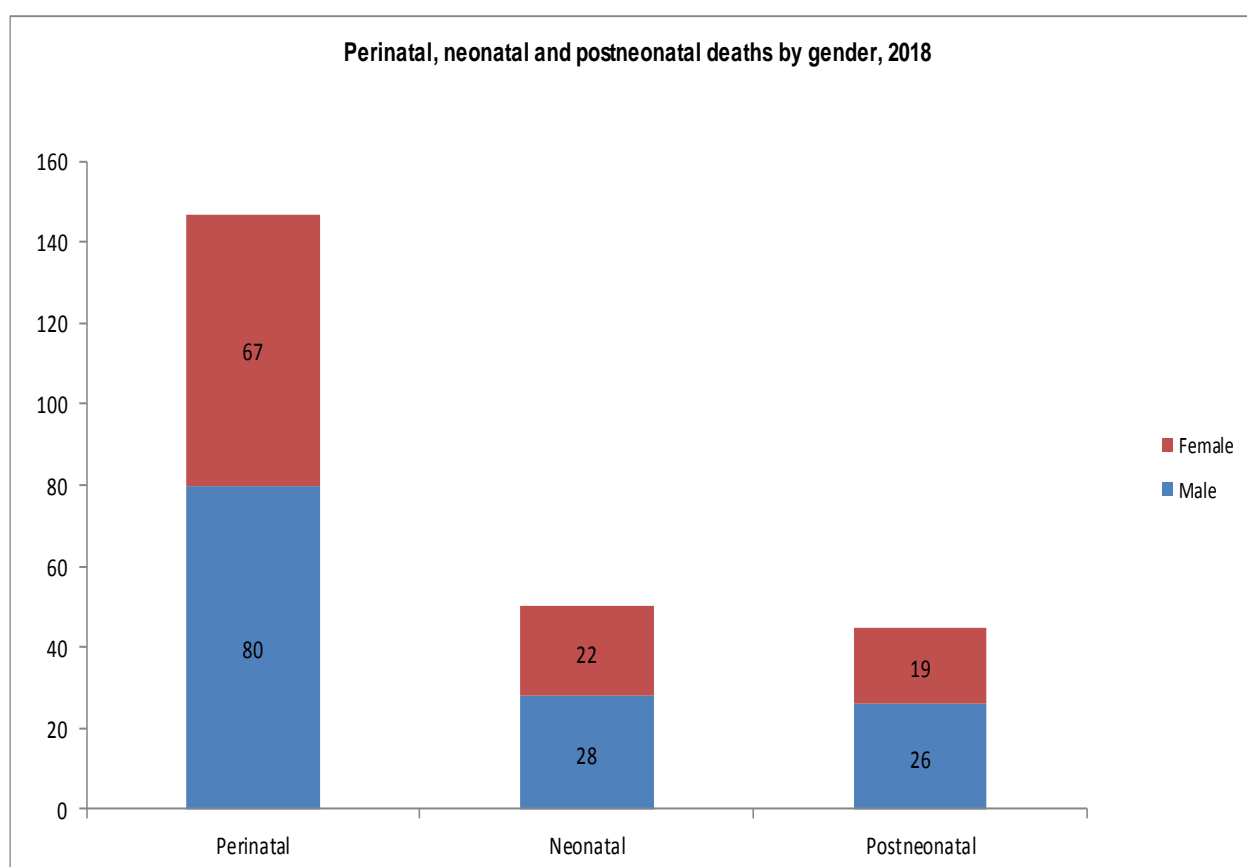


Table 20. Infant mortality by mother's marital status and level of education, 2018

| Mother's marital status and level of education | | Age of deceased | | | |
|--|------------------------|-----------------|-------------|-------------|--------------|
| | | Total | Perinatal | Neonatal | Postneonatal |
| Mother's marital status | Not married | 3 | 0 | 1 | 2 |
| | Married | 237 | 147 | 48 | 42 |
| | Widow | 0 | 0 | 0 | 0 |
| | Divorced | 2 | 0 | 1 | 1 |
| | Unknown | 0 | 0 | 0 | 0 |
| | Total | 242 | 147 | 50 | 45 |
| Mother's level of education | No formal education | 14 | 8 | 3 | 3 |
| | Primary not completed | 3 | 3 | 0 | 0 |
| | Primary completed | 76 | 43 | 19 | 14 |
| | Secondary education | 112 | 65 | 22 | 25 |
| | Secondary non-tertiary | 13 | 9 | 2 | 2 |
| | Faculty | 22 | 17 | 4 | 1 |
| | Unknown | 2 | 2 | 0 | 0 |
| | Total | 242 | 147 | 50 | 45 |
| | % | 100 | 60,7 | 20,7 | 18,6 |

Table 21. Infant mortality by month and gender, 2018

| Month | Gender | | |
|--------------|------------|-------------|-------------|
| | Total | Male | Female |
| January | 21 | 12 | 9 |
| February | 13 | 10 | 3 |
| March | 25 | 15 | 10 |
| April | 16 | 6 | 10 |
| May | 27 | 14 | 13 |
| June | 19 | 8 | 11 |
| July | 21 | 11 | 10 |
| August | 22 | 9 | 13 |
| September | 26 | 16 | 10 |
| October | 19 | 14 | 5 |
| November | 10 | 5 | 5 |
| December | 23 | 14 | 9 |
| Total | 242 | 134 | 108 |
| % | 100 | 55,4 | 44,6 |

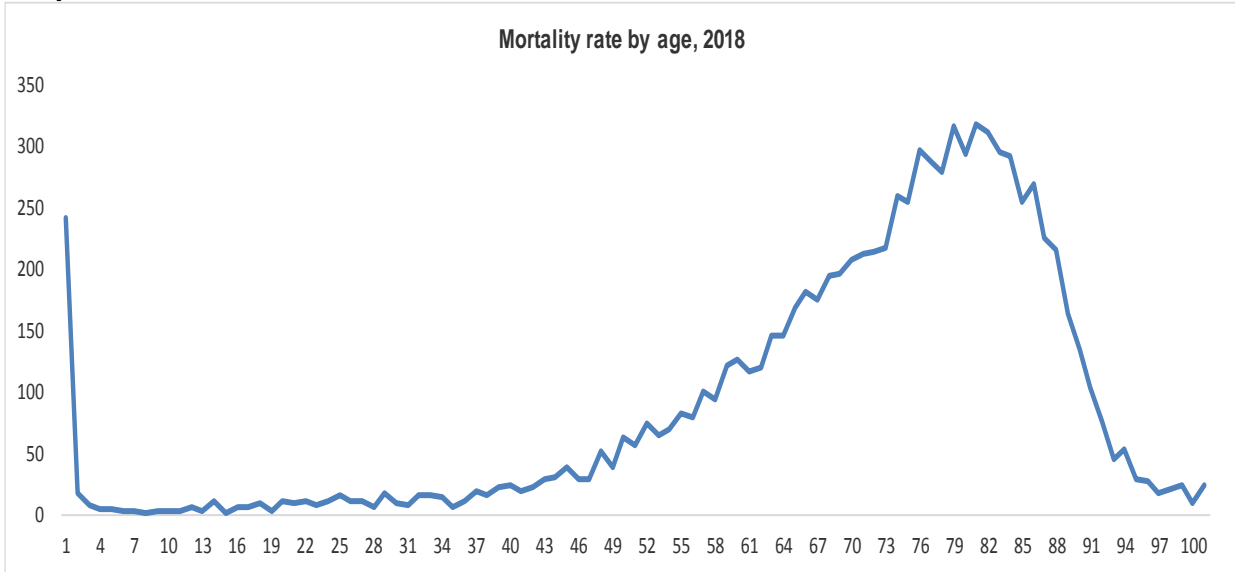
Table 22. Mortality (deaths) by age and gender, 2018

| Age | Gender | | |
|-----|--------|------|--------|
| | Total | Male | Female |
| 0 | 242 | 134 | 108 |
| 1 | 17 | 10 | 7 |
| 2 | 7 | 4 | 3 |
| 3 | 4 | 2 | 2 |
| 4 | 4 | 1 | 3 |
| 5 | 3 | 2 | 1 |
| 6 | 2 | 2 | 0 |
| 7 | 1 | 0 | 1 |
| 8 | 2 | 1 | 1 |
| 9 | 2 | 0 | 2 |
| 10 | 3 | 1 | 2 |
| 11 | 5 | 3 | 2 |
| 12 | 2 | 0 | 2 |
| 13 | 10 | 7 | 3 |
| 14 | 1 | 1 | 0 |
| 15 | 5 | 3 | 2 |
| 16 | 5 | 3 | 2 |
| 17 | 9 | 6 | 3 |
| 18 | 3 | 2 | 1 |
| 19 | 11 | 8 | 3 |
| 20 | 9 | 3 | 6 |
| 21 | 11 | 6 | 5 |
| 22 | 7 | 4 | 3 |
| 23 | 10 | 7 | 3 |
| 24 | 15 | 8 | 7 |
| 25 | 10 | 8 | 2 |
| 26 | 11 | 7 | 4 |
| 27 | 6 | 5 | 1 |
| 28 | 18 | 13 | 5 |
| 29 | 9 | 8 | 1 |
| 30 | 8 | 6 | 2 |
| 31 | 15 | 12 | 3 |
| 32 | 16 | 11 | 5 |
| 33 | 14 | 5 | 9 |
| 34 | 6 | 4 | 2 |
| 35 | 10 | 5 | 5 |
| 36 | 19 | 12 | 7 |
| 37 | 15 | 12 | 3 |
| 38 | 22 | 13 | 9 |
| 39 | 23 | 10 | 13 |
| 40 | 19 | 11 | 8 |
| 41 | 22 | 13 | 9 |
| 42 | 28 | 16 | 12 |
| 43 | 31 | 18 | 13 |
| 44 | 38 | 22 | 16 |
| 45 | 29 | 22 | 7 |
| 46 | 29 | 15 | 14 |
| 47 | 52 | 32 | 20 |
| 48 | 38 | 19 | 19 |
| 49 | 63 | 38 | 25 |
| 50 | 57 | 36 | 21 |

Table 22. Mortality by age and gender, 2018 (continued)

| Age | Gender | | |
|--------------|-------------|-------------|-------------|
| | Total | Male | Female |
| 51 | 74 | 43 | 31 |
| 52 | 65 | 41 | 24 |
| 53 | 69 | 46 | 23 |
| 54 | 82 | 59 | 23 |
| 55 | 79 | 45 | 34 |
| 56 | 101 | 65 | 36 |
| 57 | 94 | 68 | 26 |
| 58 | 121 | 72 | 49 |
| 59 | 126 | 83 | 43 |
| 60 | 117 | 81 | 36 |
| 61 | 120 | 78 | 42 |
| 62 | 145 | 103 | 42 |
| 63 | 145 | 97 | 48 |
| 64 | 168 | 103 | 65 |
| 65 | 181 | 109 | 72 |
| 66 | 175 | 113 | 62 |
| 67 | 195 | 119 | 76 |
| 68 | 196 | 115 | 81 |
| 69 | 208 | 122 | 86 |
| 70 | 212 | 123 | 89 |
| 71 | 214 | 118 | 96 |
| 72 | 217 | 103 | 114 |
| 73 | 260 | 155 | 105 |
| 74 | 254 | 142 | 112 |
| 75 | 297 | 153 | 144 |
| 76 | 288 | 157 | 131 |
| 77 | 280 | 148 | 132 |
| 78 | 316 | 172 | 144 |
| 79 | 294 | 170 | 124 |
| 80 | 318 | 166 | 152 |
| 81 | 312 | 153 | 159 |
| 82 | 295 | 141 | 154 |
| 83 | 293 | 128 | 165 |
| 84 | 254 | 123 | 131 |
| 85 | 270 | 119 | 151 |
| 86 | 225 | 109 | 116 |
| 87 | 215 | 106 | 109 |
| 88 | 163 | 79 | 84 |
| 89 | 135 | 68 | 67 |
| 90 | 103 | 48 | 55 |
| 91 | 75 | 31 | 44 |
| 92 | 45 | 24 | 21 |
| 93 | 53 | 23 | 30 |
| 94 | 29 | 12 | 17 |
| 95 | 27 | 11 | 16 |
| 96 | 18 | 4 | 14 |
| 97 | 21 | 7 | 14 |
| 98 | 24 | 8 | 16 |
| 99 | 9 | 1 | 8 |
| 100 and over | 23 | 4 | 19 |
| Total | 8998 | 4959 | 4039 |
| % | 100 | 55,1 | 44,9 |

Graph 6



Graph 7

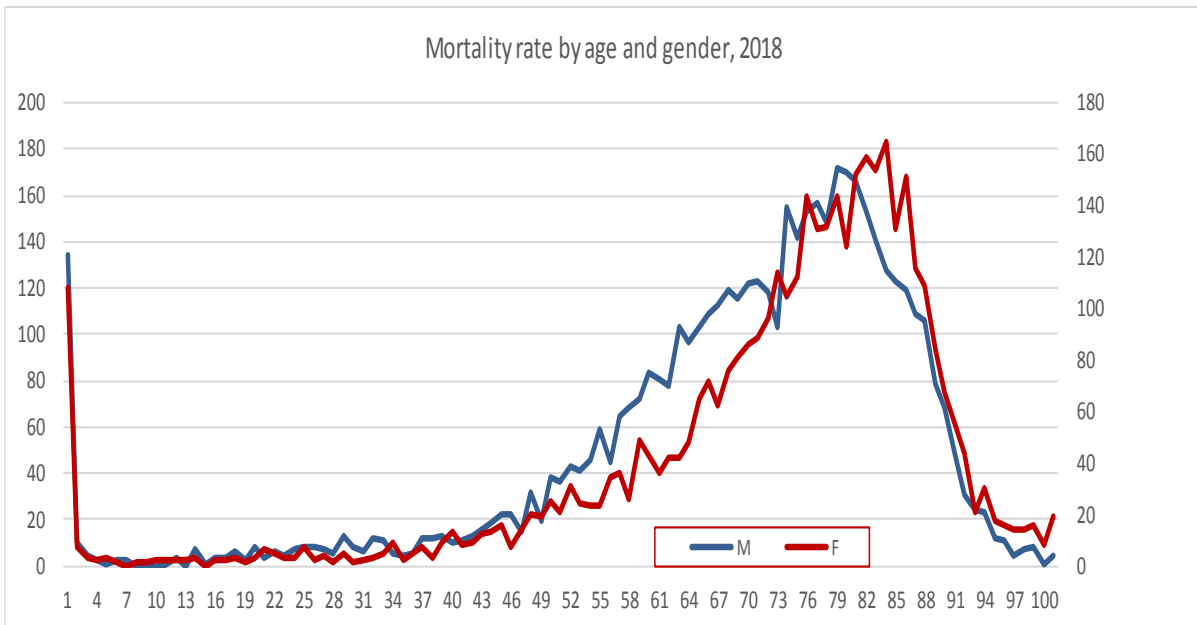


Table. 23 Mortality by single age, gender and ethnicity, 2018

| Age | Total | | | Albanian | | | Serbian | | | RAE ^b | | | Bosnian | | | Turkish | | | Other | | |
|-----|-------|-----|-------|----------|-----|-------|---------|---|-------|------------------|---|-------|---------|---|-------|---------|---|-------|-------|---|-------|
| | F | M | Total | F | M | Total | F | M | Total | F | M | Total | F | M | Total | F | M | Total | F | M | Total |
| 0 | 108 | 134 | 242 | 103 | 132 | 235 | 0 | 0 | 0 | 5 | 1 | 6 | 0 | 0 | 0 | 0 | 1 | 1 | 0 | 0 | 0 |
| 1 | 7 | 10 | 17 | 7 | 10 | 17 | 0 | 0 | 0 | 0 | 0 | 0 | 0 | 0 | 0 | 0 | 0 | 0 | 0 | 0 | 0 |
| 2 | 3 | 4 | 7 | 3 | 4 | 7 | 0 | 0 | 0 | 0 | 0 | 0 | 0 | 0 | 0 | 0 | 0 | 0 | 0 | 0 | 0 |
| 3 | 2 | 2 | 4 | 2 | 2 | 4 | 0 | 0 | 0 | 0 | 0 | 0 | 0 | 0 | 0 | 0 | 0 | 0 | 0 | 0 | 0 |
| 4 | 3 | 1 | 4 | 3 | 1 | 4 | 0 | 0 | 0 | 0 | 0 | 0 | 0 | 0 | 0 | 0 | 0 | 0 | 0 | 0 | 0 |
| 5 | 1 | 2 | 3 | 1 | 2 | 3 | 0 | 0 | 0 | 0 | 0 | 0 | 0 | 0 | 0 | 0 | 0 | 0 | 0 | 0 | 0 |
| 6 | 0 | 2 | 2 | 0 | 2 | 2 | 0 | 0 | 0 | 0 | 0 | 0 | 0 | 0 | 0 | 0 | 0 | 0 | 0 | 0 | 0 |
| 7 | 1 | 0 | 1 | 1 | 0 | 1 | 0 | 0 | 0 | 0 | 0 | 0 | 0 | 0 | 0 | 0 | 0 | 0 | 0 | 0 | 0 |
| 8 | 1 | 1 | 2 | 1 | 1 | 2 | 0 | 0 | 0 | 0 | 0 | 0 | 0 | 0 | 0 | 0 | 0 | 0 | 0 | 0 | 0 |
| 9 | 2 | 0 | 2 | 2 | 0 | 2 | 0 | 0 | 0 | 0 | 0 | 0 | 0 | 0 | 0 | 0 | 0 | 0 | 0 | 0 | 0 |
| 10 | 2 | 1 | 3 | 2 | 1 | 3 | 0 | 0 | 0 | 0 | 0 | 0 | 0 | 0 | 0 | 0 | 0 | 0 | 0 | 0 | 0 |
| 11 | 2 | 3 | 5 | 2 | 3 | 5 | 0 | 0 | 0 | 0 | 0 | 0 | 0 | 0 | 0 | 0 | 0 | 0 | 0 | 0 | 0 |
| 12 | 2 | 0 | 2 | 2 | 0 | 2 | 0 | 0 | 0 | 0 | 0 | 0 | 0 | 0 | 0 | 0 | 0 | 0 | 0 | 0 | 0 |
| 13 | 3 | 7 | 10 | 3 | 7 | 10 | 0 | 0 | 0 | 0 | 0 | 0 | 0 | 0 | 0 | 0 | 0 | 0 | 0 | 0 | 0 |
| 14 | 0 | 1 | 1 | 0 | 1 | 1 | 0 | 0 | 0 | 0 | 0 | 0 | 0 | 0 | 0 | 0 | 0 | 0 | 0 | 0 | 0 |
| 15 | 2 | 3 | 5 | 2 | 3 | 5 | 0 | 0 | 0 | 0 | 0 | 0 | 0 | 0 | 0 | 0 | 0 | 0 | 0 | 0 | 0 |
| 16 | 2 | 3 | 5 | 2 | 3 | 5 | 0 | 0 | 0 | 0 | 0 | 0 | 0 | 0 | 0 | 0 | 0 | 0 | 0 | 0 | 0 |
| 17 | 3 | 6 | 9 | 3 | 6 | 9 | 0 | 0 | 0 | 0 | 0 | 0 | 0 | 0 | 0 | 0 | 0 | 0 | 0 | 0 | 0 |
| 18 | 1 | 2 | 3 | 1 | 2 | 3 | 0 | 0 | 0 | 0 | 0 | 0 | 0 | 0 | 0 | 0 | 0 | 0 | 0 | 0 | 0 |
| 19 | 3 | 8 | 11 | 3 | 8 | 11 | 0 | 0 | 0 | 0 | 0 | 0 | 0 | 0 | 0 | 0 | 0 | 0 | 0 | 0 | 0 |
| 20 | 6 | 3 | 9 | 5 | 3 | 8 | 0 | 0 | 0 | 0 | 0 | 0 | 0 | 0 | 0 | 0 | 0 | 0 | 1 | 0 | 1 |
| 21 | 5 | 6 | 11 | 5 | 6 | 11 | 0 | 0 | 0 | 0 | 0 | 0 | 0 | 0 | 0 | 0 | 0 | 0 | 0 | 0 | 0 |
| 22 | 3 | 4 | 7 | 3 | 4 | 7 | 0 | 0 | 0 | 0 | 0 | 0 | 0 | 0 | 0 | 0 | 0 | 0 | 0 | 0 | 0 |
| 23 | 3 | 7 | 10 | 3 | 7 | 10 | 0 | 0 | 0 | 0 | 0 | 0 | 0 | 0 | 0 | 0 | 0 | 0 | 0 | 0 | 0 |
| 24 | 7 | 8 | 15 | 6 | 8 | 14 | 1 | 0 | 1 | 0 | 0 | 0 | 0 | 0 | 0 | 0 | 0 | 0 | 0 | 0 | 0 |
| 25 | 2 | 8 | 10 | 1 | 8 | 9 | 0 | 0 | 0 | 0 | 0 | 0 | 1 | 0 | 1 | 0 | 0 | 0 | 0 | 0 | 0 |
| 26 | 4 | 7 | 11 | 4 | 6 | 10 | 0 | 0 | 0 | 0 | 0 | 0 | 0 | 1 | 1 | 0 | 0 | 0 | 0 | 0 | 0 |
| 27 | 1 | 5 | 6 | 1 | 5 | 6 | 0 | 0 | 0 | 0 | 0 | 0 | 0 | 0 | 0 | 0 | 0 | 0 | 0 | 0 | 0 |
| 28 | 5 | 13 | 18 | 4 | 13 | 17 | 1 | 0 | 1 | 0 | 0 | 0 | 0 | 0 | 0 | 0 | 0 | 0 | 0 | 0 | 0 |
| 29 | 1 | 8 | 9 | 1 | 8 | 9 | 0 | 0 | 0 | 0 | 0 | 0 | 0 | 0 | 0 | 0 | 0 | 0 | 0 | 0 | 0 |
| 30 | 2 | 6 | 8 | 2 | 6 | 8 | 0 | 0 | 0 | 0 | 0 | 0 | 0 | 0 | 0 | 0 | 0 | 0 | 0 | 0 | 0 |
| 31 | 3 | 12 | 15 | 3 | 11 | 14 | 0 | 1 | 1 | 0 | 0 | 0 | 0 | 0 | 0 | 0 | 0 | 0 | 0 | 0 | 0 |
| 32 | 5 | 11 | 16 | 4 | 10 | 14 | 0 | 0 | 0 | 1 | 1 | 2 | 0 | 0 | 0 | 0 | 0 | 0 | 0 | 0 | 0 |
| 33 | 9 | 5 | 14 | 7 | 4 | 11 | 1 | 1 | 2 | 0 | 0 | 0 | 0 | 0 | 1 | 0 | 1 | 0 | 0 | 0 | 0 |
| 34 | 2 | 4 | 6 | 2 | 3 | 5 | 0 | 0 | 0 | 0 | 1 | 1 | 0 | 0 | 0 | 0 | 0 | 0 | 0 | 0 | 0 |
| 35 | 5 | 5 | 10 | 5 | 4 | 9 | 0 | 1 | 1 | 0 | 0 | 0 | 0 | 0 | 0 | 0 | 0 | 0 | 0 | 0 | 0 |
| 36 | 7 | 12 | 19 | 6 | 12 | 18 | 0 | 0 | 0 | 0 | 0 | 0 | 1 | 0 | 1 | 0 | 0 | 0 | 0 | 0 | 0 |
| 37 | 3 | 12 | 15 | 3 | 11 | 14 | 0 | 0 | 0 | 0 | 0 | 0 | 0 | 1 | 1 | 0 | 0 | 0 | 0 | 0 | 0 |
| 38 | 9 | 13 | 22 | 9 | 13 | 22 | 0 | 0 | 0 | 0 | 0 | 0 | 0 | 0 | 0 | 0 | 0 | 0 | 0 | 0 | 0 |
| 39 | 13 | 10 | 23 | 12 | 9 | 21 | 0 | 1 | 1 | 0 | 0 | 0 | 1 | 0 | 1 | 0 | 0 | 0 | 0 | 0 | 0 |
| 40 | 8 | 11 | 19 | 8 | 10 | 18 | 0 | 0 | 0 | 0 | 0 | 0 | 0 | 1 | 1 | 0 | 0 | 0 | 0 | 0 | 0 |
| 41 | 9 | 13 | 22 | 8 | 13 | 21 | 1 | 0 | 1 | 0 | 0 | 0 | 0 | 0 | 0 | 0 | 0 | 0 | 0 | 0 | 0 |
| 42 | 12 | 16 | 28 | 11 | 14 | 25 | 1 | 0 | 1 | 0 | 1 | 1 | 0 | 0 | 0 | 0 | 1 | 1 | 0 | 0 | 0 |
| 43 | 13 | 18 | 31 | 11 | 14 | 25 | 0 | 2 | 2 | 0 | 0 | 0 | 2 | 1 | 3 | 0 | 1 | 1 | 0 | 0 | 0 |
| 44 | 16 | 22 | 38 | 15 | 21 | 36 | 0 | 0 | 0 | 1 | 1 | 2 | 0 | 0 | 0 | 0 | 0 | 0 | 0 | 0 | 0 |
| 45 | 7 | 22 | 29 | 6 | 20 | 26 | 0 | 2 | 2 | 1 | 0 | 1 | 0 | 0 | 0 | 0 | 0 | 0 | 0 | 0 | 0 |
| 46 | 14 | 15 | 29 | 13 | 15 | 28 | 1 | 0 | 1 | 0 | 0 | 0 | 0 | 0 | 0 | 0 | 0 | 0 | 0 | 0 | 0 |
| 47 | 20 | 32 | 52 | 18 | 27 | 45 | 1 | 2 | 3 | 0 | 1 | 1 | 1 | 2 | 3 | 0 | 0 | 0 | 0 | 0 | 0 |
| 48 | 19 | 19 | 38 | 19 | 17 | 36 | 0 | 1 | 1 | 0 | 1 | 1 | 0 | 0 | 0 | 0 | 0 | 0 | 0 | 0 | 0 |
| 49 | 25 | 38 | 63 | 25 | 38 | 63 | 0 | 0 | 0 | 0 | 0 | 0 | 0 | 0 | 0 | 0 | 0 | 0 | 0 | 0 | 0 |
| 50 | 21 | 36 | 57 | 21 | 33 | 54 | 0 | 2 | 2 | 0 | 0 | 0 | 0 | 1 | 1 | 0 | 0 | 0 | 0 | 0 | 0 |
| 51 | 31 | 43 | 74 | 29 | 38 | 67 | 0 | 3 | 3 | 0 | 0 | 0 | 1 | 2 | 3 | 1 | 0 | 1 | 0 | 0 | 0 |

Table. 23 Mortality by single age, gender and ethnicity, 2018 (continued)

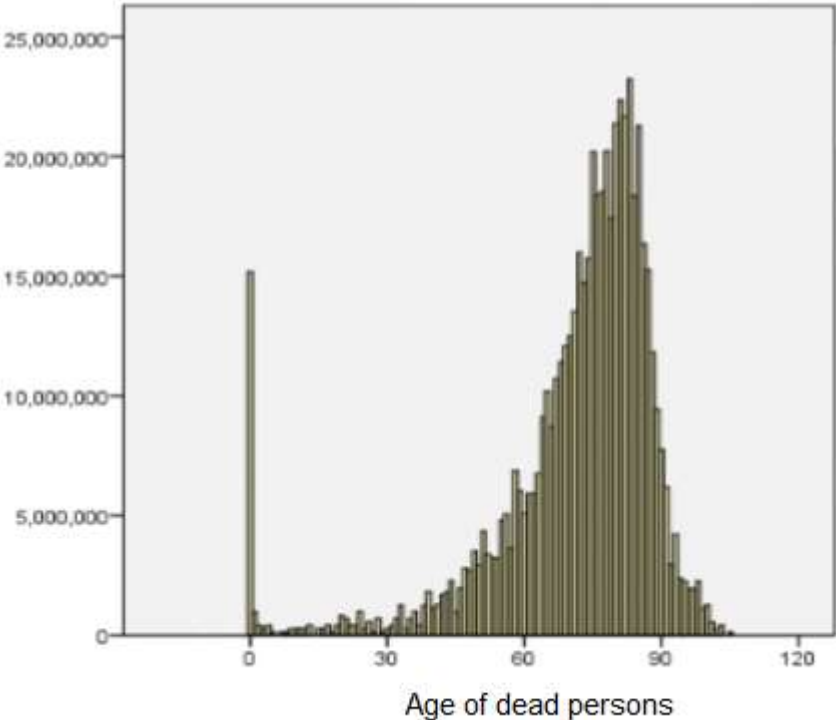
| Age | Total | | | Albanian | | | Serbian | | | RAE ⁸ | | | Bosnian | | | Turkish | | | Other | | |
|-------|-------|------|-------|----------|------|-------|---------|-----|-------|------------------|----|-------|---------|-----|-------|---------|----|-------|-------|---|-------|
| | F | M | Total | F | M | Total | F | M | Total | F | M | Total | F | M | Total | F | M | Total | F | M | Total |
| 52 | 24 | 41 | 65 | 19 | 39 | 58 | 1 | 2 | 3 | 2 | 0 | 2 | 2 | 0 | 2 | 0 | 0 | 0 | 0 | 0 | 0 |
| 53 | 23 | 46 | 69 | 22 | 41 | 63 | 1 | 4 | 5 | 0 | 1 | 1 | 0 | 0 | 0 | 0 | 0 | 0 | 0 | 0 | 0 |
| 54 | 23 | 59 | 82 | 23 | 52 | 75 | 0 | 5 | 5 | 0 | 1 | 1 | 0 | 1 | 1 | 0 | 0 | 0 | 0 | 0 | 0 |
| 55 | 34 | 45 | 79 | 33 | 42 | 75 | 1 | 2 | 3 | 0 | 1 | 1 | 0 | 0 | 0 | 0 | 0 | 0 | 0 | 0 | 0 |
| 56 | 36 | 65 | 101 | 36 | 60 | 96 | 0 | 5 | 5 | 0 | 0 | 0 | 0 | 0 | 0 | 0 | 0 | 0 | 0 | 0 | 0 |
| 57 | 26 | 68 | 94 | 21 | 63 | 84 | 3 | 4 | 7 | 2 | 1 | 3 | 0 | 0 | 0 | 0 | 0 | 0 | 0 | 0 | 0 |
| 58 | 49 | 72 | 121 | 45 | 64 | 109 | 2 | 5 | 7 | 1 | 0 | 1 | 1 | 2 | 3 | 0 | 1 | 1 | 0 | 0 | 0 |
| 59 | 43 | 83 | 126 | 40 | 72 | 112 | 0 | 3 | 3 | 1 | 4 | 5 | 1 | 3 | 4 | 1 | 1 | 2 | 0 | 0 | 0 |
| 60 | 36 | 81 | 117 | 32 | 76 | 108 | 0 | 4 | 4 | 1 | 0 | 1 | 3 | 1 | 4 | 0 | 0 | 0 | 0 | 0 | 0 |
| 61 | 42 | 78 | 120 | 39 | 74 | 113 | 1 | 2 | 3 | 1 | 2 | 3 | 1 | 0 | 1 | 0 | 0 | 0 | 0 | 0 | 0 |
| 62 | 42 | 103 | 145 | 36 | 99 | 135 | 4 | 1 | 5 | 0 | 0 | 0 | 2 | 2 | 4 | 0 | 1 | 1 | 0 | 0 | 0 |
| 63 | 48 | 97 | 145 | 44 | 82 | 126 | 1 | 13 | 14 | 1 | 1 | 2 | 1 | 1 | 2 | 1 | 0 | 1 | 0 | 0 | 0 |
| 64 | 65 | 103 | 168 | 54 | 92 | 146 | 6 | 6 | 12 | 3 | 2 | 5 | 0 | 2 | 2 | 1 | 1 | 2 | 1 | 0 | 1 |
| 65 | 72 | 109 | 181 | 64 | 99 | 163 | 3 | 7 | 10 | 1 | 0 | 1 | 2 | 3 | 5 | 2 | 0 | 2 | 0 | 0 | 0 |
| 66 | 62 | 113 | 175 | 52 | 106 | 158 | 3 | 2 | 5 | 3 | 0 | 3 | 4 | 2 | 6 | 0 | 2 | 2 | 0 | 1 | 1 |
| 67 | 76 | 119 | 195 | 67 | 104 | 171 | 5 | 5 | 10 | 1 | 3 | 4 | 3 | 7 | 10 | 0 | 0 | 0 | 0 | 0 | 0 |
| 68 | 81 | 116 | 197 | 72 | 103 | 175 | 3 | 8 | 11 | 1 | 1 | 2 | 4 | 3 | 7 | 0 | 0 | 0 | 1 | 1 | 2 |
| 69 | 86 | 121 | 207 | 81 | 111 | 192 | 2 | 6 | 8 | 1 | 1 | 2 | 2 | 3 | 5 | 0 | 0 | 0 | 0 | 0 | 0 |
| 70 | 89 | 124 | 213 | 83 | 116 | 199 | 4 | 2 | 6 | 1 | 1 | 2 | 1 | 3 | 4 | 0 | 1 | 1 | 0 | 1 | 1 |
| 71 | 96 | 117 | 213 | 91 | 108 | 199 | 1 | 7 | 8 | 1 | 0 | 1 | 1 | 1 | 2 | 1 | 1 | 2 | 1 | 0 | 1 |
| 72 | 114 | 103 | 217 | 111 | 89 | 200 | 1 | 8 | 9 | 0 | 2 | 2 | 1 | 4 | 5 | 1 | 0 | 1 | 0 | 0 | 0 |
| 73 | 105 | 155 | 260 | 94 | 149 | 243 | 6 | 4 | 10 | 1 | 0 | 1 | 3 | 2 | 5 | 1 | 0 | 1 | 0 | 0 | 0 |
| 74 | 112 | 142 | 254 | 106 | 128 | 234 | 4 | 9 | 13 | 0 | 0 | 0 | 1 | 3 | 4 | 0 | 2 | 2 | 1 | 0 | 1 |
| 75 | 144 | 153 | 297 | 134 | 140 | 274 | 5 | 7 | 12 | 1 | 0 | 1 | 3 | 4 | 7 | 1 | 2 | 3 | 0 | 0 | 0 |
| 76 | 131 | 157 | 288 | 112 | 143 | 255 | 13 | 10 | 23 | 0 | 1 | 1 | 4 | 1 | 5 | 1 | 2 | 3 | 1 | 0 | 1 |
| 77 | 132 | 148 | 280 | 117 | 132 | 249 | 10 | 10 | 20 | 1 | 0 | 1 | 4 | 4 | 8 | 0 | 2 | 2 | 0 | 0 | 0 |
| 78 | 144 | 172 | 316 | 130 | 156 | 286 | 8 | 13 | 21 | 0 | 0 | 0 | 6 | 3 | 9 | 0 | 0 | 0 | 0 | 0 | 0 |
| 79 | 124 | 170 | 294 | 116 | 152 | 268 | 5 | 14 | 19 | 0 | 0 | 0 | 2 | 3 | 5 | 0 | 1 | 1 | 1 | 0 | 1 |
| 80 | 152 | 166 | 318 | 129 | 149 | 278 | 11 | 13 | 24 | 1 | 1 | 2 | 9 | 1 | 10 | 1 | 2 | 3 | 1 | 0 | 1 |
| 81 | 159 | 153 | 312 | 128 | 137 | 265 | 20 | 11 | 31 | 0 | 0 | 0 | 10 | 3 | 13 | 0 | 1 | 1 | 1 | 1 | 2 |
| 82 | 154 | 141 | 295 | 138 | 119 | 257 | 7 | 13 | 20 | 0 | 1 | 1 | 8 | 7 | 15 | 1 | 0 | 1 | 0 | 1 | 1 |
| 83 | 165 | 128 | 293 | 144 | 109 | 253 | 11 | 10 | 21 | 0 | 0 | 0 | 10 | 8 | 18 | 0 | 0 | 0 | 0 | 1 | 1 |
| 84 | 131 | 123 | 254 | 113 | 110 | 223 | 13 | 9 | 22 | 0 | 1 | 1 | 4 | 2 | 6 | 1 | 0 | 1 | 0 | 1 | 1 |
| 85 | 151 | 119 | 270 | 130 | 111 | 241 | 14 | 6 | 20 | 1 | 0 | 1 | 6 | 1 | 7 | 0 | 0 | 0 | 0 | 1 | 1 |
| 86 | 116 | 109 | 225 | 106 | 95 | 201 | 4 | 10 | 14 | 1 | 0 | 1 | 5 | 4 | 9 | 0 | 0 | 0 | 0 | 0 | 0 |
| 87 | 109 | 106 | 215 | 93 | 97 | 190 | 8 | 6 | 14 | 1 | 0 | 1 | 4 | 2 | 6 | 2 | 0 | 2 | 1 | 1 | 2 |
| 88 | 84 | 79 | 163 | 72 | 69 | 141 | 5 | 9 | 14 | 0 | 0 | 0 | 4 | 1 | 5 | 2 | 0 | 2 | 1 | 0 | 1 |
| 89 | 67 | 68 | 135 | 53 | 60 | 113 | 7 | 6 | 13 | 1 | 0 | 1 | 5 | 2 | 7 | 1 | 0 | 1 | 0 | 0 | 0 |
| 90 | 55 | 48 | 103 | 48 | 42 | 90 | 2 | 5 | 7 | 0 | 0 | 0 | 5 | 1 | 6 | 0 | 0 | 0 | 0 | 0 | 0 |
| 91 | 44 | 31 | 75 | 41 | 24 | 65 | 3 | 5 | 8 | 0 | 0 | 0 | 0 | 2 | 2 | 0 | 0 | 0 | 0 | 0 | 0 |
| 92 | 21 | 24 | 45 | 20 | 18 | 38 | 0 | 3 | 3 | 0 | 0 | 0 | 1 | 2 | 3 | 0 | 1 | 1 | 0 | 0 | 0 |
| 93 | 30 | 23 | 53 | 24 | 22 | 46 | 1 | 1 | 2 | 0 | 0 | 0 | 4 | 0 | 4 | 1 | 0 | 1 | 0 | 0 | 0 |
| 94 | 17 | 12 | 29 | 16 | 10 | 26 | 0 | 2 | 2 | 0 | 0 | 0 | 1 | 0 | 1 | 0 | 0 | 0 | 0 | 0 | 0 |
| 95 | 16 | 11 | 27 | 12 | 11 | 23 | 2 | 0 | 2 | 0 | 0 | 0 | 2 | 0 | 2 | 0 | 0 | 0 | 0 | 0 | 0 |
| 96 | 14 | 4 | 18 | 13 | 2 | 15 | 0 | 1 | 1 | 0 | 0 | 0 | 1 | 1 | 2 | 0 | 0 | 0 | 0 | 0 | 0 |
| 97 | 14 | 7 | 21 | 10 | 6 | 16 | 1 | 0 | 1 | 1 | 0 | 1 | 1 | 1 | 2 | 1 | 0 | 1 | 0 | 0 | 0 |
| 98 | 16 | 8 | 24 | 16 | 7 | 23 | 0 | 0 | 0 | 0 | 0 | 0 | 0 | 1 | 1 | 0 | 0 | 0 | 0 | 0 | 0 |
| 99 | 8 | 1 | 9 | 8 | 1 | 9 | 0 | 0 | 0 | 0 | 0 | 0 | 0 | 0 | 0 | 0 | 0 | 0 | 0 | 0 | 0 |
| 100+ | 19 | 4 | 23 | 17 | 3 | 20 | 0 | 1 | 1 | 0 | 0 | 0 | 2 | 0 | 2 | 0 | 0 | 0 | 0 | 0 | 0 |
| Total | 4039 | 4959 | 8998 | 3618 | 4493 | 8111 | 209 | 295 | 504 | 38 | 32 | 70 | 141 | 106 | 247 | 22 | 24 | 46 | 11 | 9 | 20 |

⁷ Roma, Ashkali and Egyptian ethnicity

Table 24. Average age of the deceased persons by municipality and gender, 2018

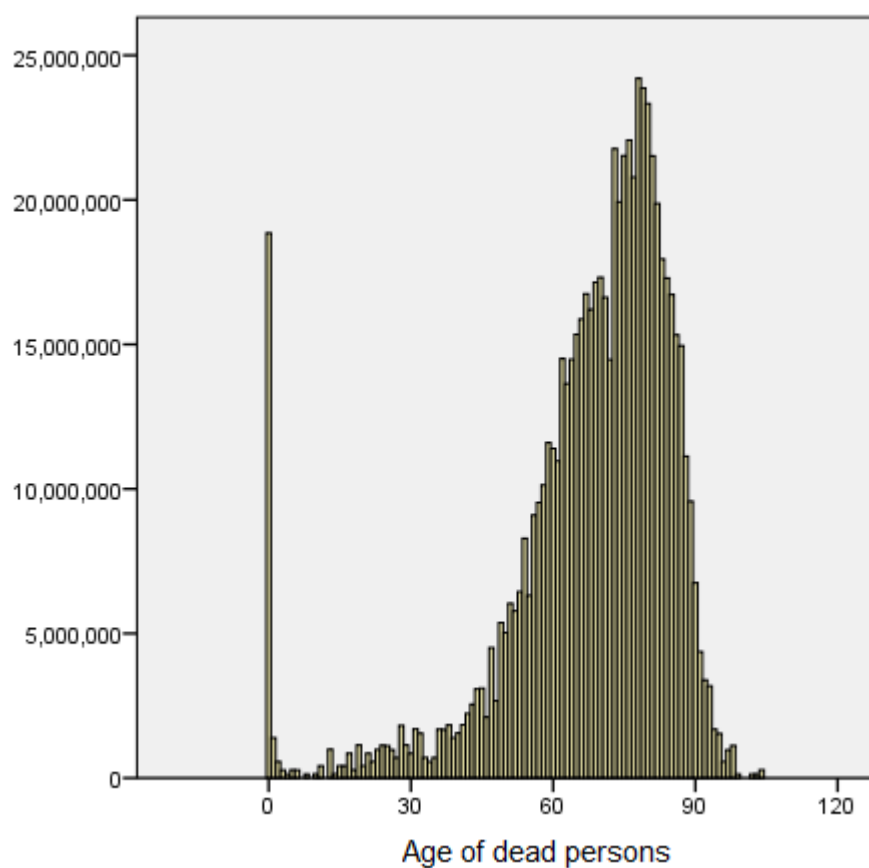
| Municipality | Total | Average age | |
|--------------------|-------------|-------------|-------------|
| | | Male | Female |
| Deçan | 70,8 | 68,3 | 74,0 |
| Gjakovë | 70,1 | 67,7 | 73,0 |
| Glllogovc | 66,7 | 65,5 | 67,9 |
| Gjilan | 69,4 | 68,4 | 70,7 |
| Dragash | 76,1 | 73,9 | 77,9 |
| Istog | 71,9 | 70,2 | 73,7 |
| Kaçanik | 66,1 | 63,4 | 70,0 |
| Klinë | 70,0 | 68,8 | 72,0 |
| Fushë Kosovë | 65,3 | 67,0 | 63,3 |
| Kamenicë | 72,4 | 69,5 | 76,0 |
| Mitrovicë | 69,4 | 68,6 | 70,5 |
| Leposaviq | 71,4 | 70,3 | 73,4 |
| Lipjan | 69,0 | 67,4 | 71,2 |
| Novobërdë | 76,0 | 74,5 | 79,0 |
| Obiliq | 65,7 | 63,9 | 67,7 |
| Rahovec | 69,6 | 66,6 | 73,0 |
| Pejë | 69,4 | 68,5 | 70,7 |
| Podujevë | 64,8 | 64,1 | 65,7 |
| Prishtinë | 66,6 | 65,1 | 68,2 |
| Prizren | 71,8 | 70,6 | 73,2 |
| Skenderaj | 68,6 | 65,0 | 74,5 |
| Shtime | 65,0 | 64,0 | 66,5 |
| Shtërpcë | 77,2 | 75,9 | 78,9 |
| Suharekë | 70,0 | 67,9 | 72,9 |
| Ferizaj | 68,9 | 67,7 | 70,3 |
| Viti | 70,0 | 70,2 | 69,7 |
| Vushtrri | 71,4 | 70,6 | 72,3 |
| Zubin Potok | 70,4 | 69,4 | 76,3 |
| Zveçan | 72,5 | 71,8 | 73,4 |
| Malishevë | 65,5 | 63,4 | 67,9 |
| Junik | 72,8 | 57,0 | 77,8 |
| Mamushë | 56,4 | 58,3 | 53,6 |
| Hani i Elezit | 70,9 | 69,6 | 72,7 |
| Graçanicë | 75,1 | 72,7 | 76,0 |
| Ranillug | 73,2 | 71,5 | 75,9 |
| Partesh | 72,6 | 67,9 | 79,5 |
| Kllokot | 69,9 | 67,1 | 72,8 |
| Northern Mitrovica | 74,1 | 74,9 | 73,3 |
| Total | 69,4 | 67,9 | 71,2 |

Graph 8. Average age of deceased persons⁸ in 2018



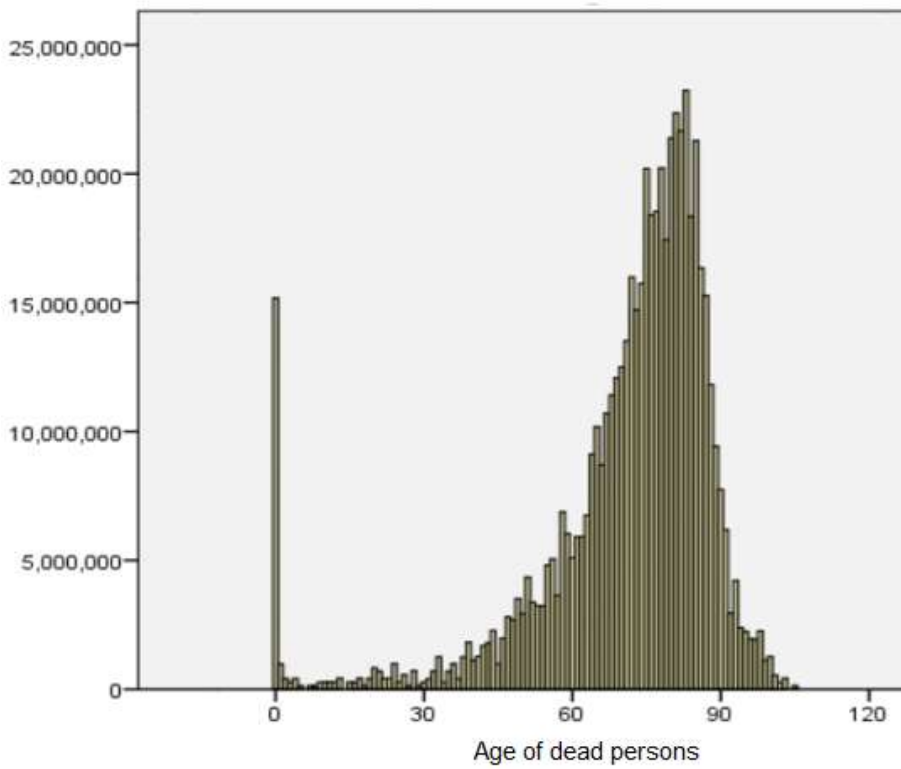
⁸ The average age of deceased persons reported in 2018 is age 69.4 years.

Graph 9. Average age of female deaths⁹ in 2018



⁹ The average age of reported female deaths in 2018 is age 71.2 years.

Graph 10. Average age of male deaths¹⁰ in 2018



¹⁰ The average age of reported male deaths in 2018 is age 67.9 years

CHAPTER - II -
Deaths occurred outside Kosovo

Table 25. Deaths outside Kosovo by municipality and ethnicity, 2018

| Municipality of residence | Ethnicity | | | | | | |
|---------------------------|------------|-------------|-------------|-------------------|-------------|------------|------------|
| | Total | Albanian | Serbian | RAE ¹² | Bosnian | Turkish | Other |
| Deçan | 18 | 18 | 0 | 0 | 0 | 0 | 0 |
| Gjakovë | 26 | 26 | 0 | 0 | 0 | 0 | 0 |
| Glllogovc | 12 | 12 | 0 | 0 | 0 | 0 | 0 |
| Gjilan | 76 | 67 | 7 | 0 | 0 | 1 | 1 |
| Dragash | 112 | 23 | 0 | 0 | 89 | 0 | 0 |
| Istog | 37 | 29 | 5 | 1 | 2 | 0 | 0 |
| Kaçanik | 21 | 21 | 0 | 0 | 0 | 0 | 0 |
| Klinë | 31 | 25 | 4 | 2 | 0 | 0 | 0 |
| Fushë Kosovë | 16 | 13 | 2 | 1 | 0 | 0 | 0 |
| Kamenicë | 32 | 20 | 12 | 0 | 0 | 0 | 0 |
| Mitrovicë | 35 | 33 | 0 | 0 | 2 | 0 | 0 |
| Leposaviq | 6 | 0 | 6 | 0 | 0 | 0 | 0 |
| Lipjan | 19 | 14 | 4 | 1 | 0 | 0 | 0 |
| Novobërdë | 4 | 2 | 2 | 0 | 0 | 0 | 0 |
| Obiliq | 6 | 1 | 3 | 2 | 0 | 0 | 0 |
| Rahovec | 16 | 11 | 5 | 0 | 0 | 0 | 0 |
| Pejë | 50 | 38 | 3 | 3 | 6 | 0 | 0 |
| Podujevë | 1 | 0 | 0 | 0 | 1 | 0 | 0 |
| Prishtinë | 44 | 44 | 0 | 0 | 0 | 0 | 0 |
| Prizren | 150 | 86 | 32 | 4 | 18 | 10 | 0 |
| Skenderaj | 17 | 17 | 0 | 0 | 0 | 0 | 0 |
| Shtime | 7 | 7 | 0 | 0 | 0 | 0 | 0 |
| Shtërpçë | 18 | 3 | 15 | 0 | 0 | 0 | 0 |
| Suharekë | 38 | 37 | 0 | 0 | 1 | 0 | 0 |
| Ferizaj | 49 | 49 | 0 | 0 | 0 | 0 | 0 |
| Viti | 26 | 20 | 4 | 0 | 0 | 0 | 2 |
| Vushtrri | 34 | 30 | 4 | 0 | 0 | 0 | 0 |
| Zubin Potok | 1 | 0 | 1 | 0 | 0 | 0 | 0 |
| Zveçan | 0 | 0 | 0 | 0 | 0 | 0 | 0 |
| Malishevë | 12 | 12 | 0 | 0 | 0 | 0 | 0 |
| Junik | 4 | 4 | 0 | 0 | 0 | 0 | 0 |
| Mamushë | 2 | 0 | 0 | 0 | 0 | 2 | 0 |
| Hani i Elezit | 5 | 5 | 0 | 0 | 0 | 0 | 0 |
| Graçanicë | 0 | 0 | 0 | 0 | 0 | 0 | 0 |
| Ranillug | 19 | 3 | 16 | 0 | 0 | 0 | 0 |
| Partesh | 10 | 0 | 10 | 0 | 0 | 0 | 0 |
| Klllokot | 8 | 0 | 6 | 0 | 2 | 0 | 0 |
| Northern Mitrovica | 19 | 0 | 19 | 0 | 0 | 0 | 0 |
| Outside Kosovo | 12 | 7 | 2 | 0 | 1 | 0 | 2 |
| Total | 993 | 677 | 162 | 14 | 122 | 13 | 5 |
| % | 100 | 68,2 | 16,3 | 1,4 | 12,3 | 1,3 | 0,5 |

¹² Roma, Ashkali and Egyptian ethnicity.

Table 26. Deaths occurred outside Kosovo by country and gender, 2018

| Country where death occurred | Gender | | |
|------------------------------|------------|-------------|-------------|
| | Total | Male | Female |
| Albania | 19 | 15 | 4 |
| Austria | 33 | 26 | 7 |
| Belgium | 18 | 13 | 5 |
| Denmark | 3 | 3 | 0 |
| France | 41 | 26 | 15 |
| Germany | 204 | 134 | 70 |
| Netherlands | 5 | 4 | 1 |
| Italy | 32 | 20 | 12 |
| Sweden | 22 | 12 | 10 |
| Switzerland | 130 | 86 | 44 |
| Turkey | 25 | 13 | 12 |
| United Kingdom | 8 | 7 | 1 |
| Other European countries | 0 | 0 | 0 |
| Australia | 0 | 0 | 0 |
| Canada | 4 | 3 | 1 |
| United States of America | 17 | 13 | 4 |
| Serbia | 264 | 159 | 105 |
| Macedonia | 44 | 31 | 13 |
| Montenegro | 18 | 14 | 4 |
| Bosnia and Herzegovina | 9 | 5 | 4 |
| Croatia | 26 | 14 | 12 |
| Slovenia | 14 | 9 | 5 |
| State not specified | 57 | 41 | 16 |
| Total | 993 | 648 | 345 |
| % | 100 | 65,3 | 34,7 |

Questionnaire for deaths, DEM-2

