



Republika e Kosovës
Republika Kosova - Republic of Kosovo
Qeveria e Kosovës - Vlada Kosova - Government of Kosova
Zyra e Kryeministrit - Ured Premijera
Office of the Prime Minister



AGJENCIA E STATISTIKAVE TË KOSOVËS
AGENCIJA ZA STATISTIKE KOSOVA
KOSOVO AGENCY OF STATISTICS

ANNUAL REPORT FOR 2018

Prishtina, 2019

ANNUAL REPORT FOR 2018

LIST OF CONTENTS

	Page
LIST OF CONTENTS.....	3
LIST OF ABBREVIATIONS	4
1. KAS PERFORMANCE	7
1.1. <i>Legal framework and basic documents</i>	7
1.2. <i>Statistical Council</i>	8
1.3. <i>Cooperation and communication</i>	8
1.4. <i>National Accounts</i>	11
1.5. <i>Economic Statistics</i>	12
1.6. <i>Social Statistics</i>	12
1.7. <i>Agriculture and Environment Statistics</i>	13
1.8. <i>Special collection of official statistics</i>	14
1.9. <i>Methodology, dissemination and information technology</i>	15
1.10. <i>Rationalization and capacity building in KAS</i>	16
1.11. <i>KAS performance statements</i>	17
2. ANALYSIS OF PRIORITIES	28
3. BUDGET	30
4. CHALLENGES	32
ANNEX 2. Publication Calendar	34

LIST OF ABBREVIATIONS

HBS	-	Household Budget Survey
LFS	-	Labour Force Survey
GDP	-	Gross Domestic Product
DMIT	-	Department of Methodology and Information Technology
DESNA	-	Department of Economic Statistics and National Accounts
DSS	-	Department of Social Statistics
IMF	-	International Monetary Fund
IPI	-	Import Price Index
CPI	-	Consumer Price Index
PPI	-	Producer Price Index
CCI	-	Construction Cost Index
UN	-	United Nations
CICP	-	Classification of Individual Consumption by Purpose
ICD	-	International Classification of Diseases
MoD	-	Ministry of Diaspora
MFA	-	Ministry of Foreign Affairs
MTI	-	Ministry of Trade and Industry
CN	-	Combined Nomenclature
NACE (eng.)	-	Nomenclature for the Classification of Economic Activities
PPP	-	Purchasing Power Parity
EA	-	Enumeration Area
R1, R2, R3,	-	Individual forms of Census
ITS	-	Kosovo International Trade Statistics
HS	-	Harmonized System
SIPK (eng.)	-	Time Use System
PAF	-	Performance Assessment Framework
DCS	-	Department of Census and Survey
MICS (eng.)	-	Multicenter Indicators Survey
ISBN (eng.)	-	International Standard Book Number
GIS (eng.)	-	Geographic Information System
POS	-	Programme of Official Statistics
MoU	-	Memorandum of Understanding
Q	-	Quarter
HICP	-	Harmonized Index of Consumer Prices
PRODCOM (eng)	-	Product Classification

ESA 2010 (eng)	-	European System of Accounts
MGSC (eng)	-	Management group for statistical cooperation
ESSPROS (eng)	-	European system of integrated social protection statistics
LAMAS (eng)	-	Eurostat Working Group on the labour market statistics
SDMX (eng)	-	Exchange of statistical data and metadata
ITDG (eng)	-	Board of Directors for information technology
CPSA (eng)	-	The steering committee for agricultural statistics
DIMESA (eng)	-	Meetings of directors for environmental statistics and accounts
SBS (eng)	-	Structural business statistics
ITGS (eng)	-	International trade in goods statistics
ETS (eng)	-	Training in education statistics
ESS (eng)	-	European Statistical System
DGINS (eng)	-	Directors General of national statistical offices
DMES (eng)	-	Directors of macroeconomic statistics
EFGS (eng)	-	European Forum for geographical statistics
PGSC (eng)	-	Policy group for statistical cooperation
BoP (eng)	-	Balance of Payments
CGST (eng)	-	Coordinating Group for Statistics on Transport
ICT (eng)	-	Information and Communication Technology
ESMS (eng)	-	Euro-SDMX metadata structure
ESQRS (eng)	-	ESS Standard for Quality Reporting Structures
PP	-	Pilot Project
AR	-	Administrative Registers

INTRODUCTION

The Annual Work Report for 2018 has been prepared by the Kosovo Agency of Statistics (KAS) in accordance with the Law on Official Statistics. This Report presents all the main activities implemented in the respective year in accordance with the work plan for the reference period. The information presented in the Annual Work Report is intended primarily to keep the user, national and international institutions, informed about the achievements and challenges of the Statistical System of Kosovo in 2018.

One of the instruments for measuring the performance and addressing the challenges of the Statistical System of Kosovo, especially for KAS, remains the Annual Work Report. Being aware of the increasing needs and demands of users for qualitative statistical data, the list of priorities for research activities has been included in the Work Plan 2018.

The year of 2018 was the first year in the framework of the implementation of the Second Five-Year Programme of Official Statistics 2018-2022. Realization of medium-term objectives is done through annual work plans, in this case starting with the Annual Work Plan for 2018. During the reporting period, a large number of surveys have been conducted, some of them for the first time, such as the Survey on Income and Living Conditions (SILC), Information and Communication Technology (ICT), Physical Volume Indices, reporting or publication on Average Wage in Kosovo in all sectors, efficiency statistics, etc., which will be elaborated on details within the report.

Regarding the statistical processes, KAS has continued with the research and application of manners and methods in order to increase efficiency and effectiveness in the process of data collection of official statistics. CAPI and CATI methods for specific surveys have been used, which will gradually continue to expand in other surveys in the coming years in order to increase the security and speed of data collection, as well as to advance the statistical processes in the Statistical System of Kosovo.

On the other hand, measurement of performance through the SIPK system for the entire KAS structure, starting with performance at the level of the officer, unit, and department and to the KAS level, has become one of the common processes within the process of KAS management. In addition to the application of performance measurement methods, modernization has continued in other segments, such as refreshing and affirming the official KAS website by making it accessible, useful and practical for users of official statistics, as well as by increasing the security and quality of statistical data.

In the framework of international cooperation, based on the assessment of the Statistical System of Kosovo known as "Peer Review 2017", KAS has finalized the Action Plan which has started to be implemented by KAS, being monitored consistently by the Eurostat side. Consequently, in 2018, the first monitoring - enforcement report was sent to Eurostat.

Based on the annual publication Calendar for 2018, publications were released by 97%. The released publications, i.e. the results of the publications, are disseminated online on the official KAS website by respecting the Code of Practice of European Statistics for impartiality and objectivity in data access.

This report, in addition to information on overall development and achievements, measurement and enforcement of the assessment and monitoring framework, also provides information on the number of publications, publication titles and publication frequencies at KAS level and by sectorial areas that have been realized during the year of 2018 compared to the previous year. Statistical publications and all other statistical reports are posted on the KAS official website: <http://ask.rks-gov.net/>

1. KAS PERFORMANCE

Some of the most important developments in terms of performance in 2018 are listed below:

- Increasing the level of compatibility with the EU acquis in specific statistical areas (CoP);
- Shortening the deadlines in publishing GDP on an annual and quarterly basis;
- Launch and implement new statistical surveys, such as: SILC, physical volume indexes, etc;
- Modernization of KAS web site, with easy and multifunctional access;
- Increasing the availability and quality of statistical data;
- Increasing the availability of metadata for official statistics, there was no increase in metadata availability;
- Increase in the number or volume of data sent to Eurostat;
- Increase the level of compatibility in priority areas of statistical data through the SMIS + system
- Increasing the number of quality reports the increase was made with five new products, which are in the process of validation until the end of 2019 according to the PP 6.1;
- Increase the number of data sets or data provided to different researchers;
- Increase in the use of administrative resources or substitution of surveys with RA;
- Increase human, administrative and professional capacities in KAS;
- Increase and strengthen the role of KAS within the Statistical System of Kosovo;
- Implementation and monitoring of processes within the strategies at country level, such as NPISAA, ERA, PVPQ, etc;
- Implementing recommendations from the Peer Review report
- The role and contribution of KAS in the SDG process in Kosovo

1.1. Legal framework and basic documents

Rights, obligations and areas of responsibility in the production of official statistics for KAS and other members of the Statistical System of the Republic of Kosovo are regulated by the Law on Official Statistics no. 04 / L-036 and other relevant by-laws. The dynamics of the statistical developments in the world is quite fast. Thus, this dynamics must have been followed by the Statistical System of Kosovo. Therefore, there is a need to amend the Law on Official Statistics for the purpose of approximation with the Acquis, i.e. approximation of the Kosovo Statistical System to that of the EU and strengthening the coordination role of KAS within the Statistical System of Kosovo.

As a result, KAS has made the necessary amendments to the current Law on Official Statistics in line with Eurostat recommendations, which are based on the spirit of the European Statistics Code of Practice (CoP) and Regulation (EC) no. 223/2009 on European Statistics. The purpose of legal amendments was to approximate this Regulation with the functionalization of the Kosovo Statistical System as well as the institutional and professional sustainability of KAS. Another purpose was to increase the performance and control of various accountable processes, to establish professional consultative mechanisms. After a lengthy process, the amended law was approved by the Kosovo Assembly at the end of December 2018.

The law provides the obligations for the issuance of sub-legal acts in order to increase the functionality, effectiveness, productivity and good governance of different processes in KAS. Based on the current Law on Official Statistics (Law No. 04 / L-036), Article 33 defines the responsibility of KAS for the production of specific official statistics in accordance to user requirements. To this end, KAS has implemented AI no. 08/2012 approved by the Government of the Republic of Kosovo. However, based on the recommendations of the Auditor General (OAG), KAS is in the process of amending the AI; the said AI is submitted to the Government for approval. This AI has not yet been approved. Its non-approval has caused difficulties in increasing statistical output.

In 2018, based on KAS's legal responsibilities, based on the European agenda and the annual work programme of the Government, significant documents for KAS were drafted and implemented: Annual Work Plan for 2019, as an instrument for implementing the Five-Year Programme of Official Statistics 2018-2022; the National Plan for the implementation of the Stabilization and Association Agreement (part of statistics) 2019-2023 has been updated; Action Plan for Implementation of Recommendations from the Peer Review 2017 process, Road Map 2019 at KAS Level, drafting of Road Map for activities of the Population Census and its draft budget, Annual Report 2017, Government Annual Work Report (KAS part), PKZMSA monitoring reports in the field of statistics and other reports sent to Eurostat and other organizations (SMIS +, questionnaires with data etc.).

The nomenclature for the classification of education (ISCED 2011) is in the process of being finalized and is expected to be completed in 2019. MEST is also engaged in this process, while its realization has an enormous impact on the approximation of official statistics with ACQUIS.

1.2. Statistical Council

Upon expiration of the mandate of the Statistical Council, and based on the finalization of legal changes to the Law on Official Statistics regarding the composition of the new Statistical Council, KAS will conduct all activities for the completion of this Council. According to this amendment, the new Council will consist of fourteen (14) members and Chief Executive Officer of KAS. Representation will be from key ministries, Central Bank, Tax Administration, universities, business community and civil society, as outlined below:

- Ministry of Agriculture, Forestry and Rural Development,
- Ministry of Labor and Social Welfare,
- Ministry of Health,
- Ministry of Education, Science and Technology,
- Ministry of Trade and Industry,
- Ministry of Finance,
- The Central Bank of the Republic of Kosovo,
- University of Prishtina,
- Tax Administration of Kosovo,
- Office of Strategic Planning at the Office of the Prime Minister,
- Two representatives from institutions or business organizations
- Two representatives from non-governmental institutions or research organizations.

As it has been done until now, the new Statistical Council will make recommendations on the preparation and implementation of the Programme of Official Statistics 2018-2022, Annual Plans, as well as on the overall development and functioning of KAS, respectively the Statistical System of Kosovo.

The new Council will be established by Prime Minister's Decision and will function in support of the relevant regulation. The report of the Statistical Council is sent to the Government of Kosovo.

1.3. Cooperation and communication

The topic of statistics is quite complex and interesting enough which makes the production of official statistics impossible to imagine without the interaction either with local or international institutions. In the center of official statistics is the user of official data for the needs of which KAS provides reliable, accurate, timely and internationally comparable data.

In 2018, cooperation was multidimensional. The focus was on international cooperation with Eurostat as the

main organization of the European Statistical System. Apart from Eurostat, internationally, KAS has also collaborated with other organizations such as the World Bank (WB), the International Monetary Fund (IMF), UNICEF, UNDP, ENFPA, SIDA and others. With Eurostat, cooperation has been versatile, covering almost all areas of statistical production. Increasing production and improving the quality of official statistics is one of the main objectives of KAS, which also coincides with the multi-beneficiary program strategy of the European Commission, respectively Eurostat, to increase the compliance of official statistics with ACQUIS. Based on this cooperation, as well as the IPA multi-beneficiary program, KAS has increased its professional capacities in 2018. Forms of benefit have been diverse, such as: seminars, group meetings, exchanges or consultations through study visits, trainings, courses, etc.

The cooperation also aimed at the implementation of international methodologies and standards for the publication of official statistics within the Statistical System of Kosovo.

Areas for which more attention has been paid to cooperation are related to increasing the level of compliance with the acquis from: macroeconomic statistics such as National Accounts, including GDP, price statistics, government finance statistics, purchasing power parity, etc. While in the field of social statistics, there were labor market statistics, income and living conditions statistics, education statistics, population statistics, and so on. In the area of business statistics, attention has been paid to structural business survey, short-term statistics, energy statistics, transport, etc. In the area of agriculture statistics, economic accounts for agriculture and agricultural products were the focus of cooperation. Equally important are the international trade statistics, ICT statistics, followed by statistical registers, such as business registers, agriculture register, and so on.

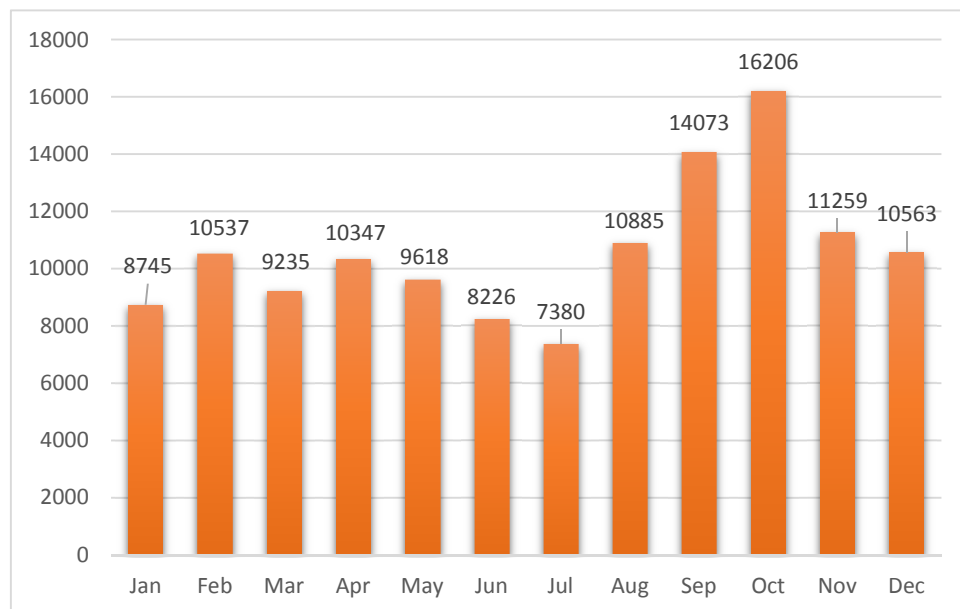
In the domestic sphere, from year to year, KAS has increased inter-institutional cooperation in the field of statistics by strengthening cooperation with ministries and other government agencies. Through Memorandum of Understanding with other institutions, KAS has provided access and facilitation in administrative data sources. This has enabled the enhancement of quality in the production of official statistics and comparability with statistics produced in other international statistical systems. Cooperation has continued with other stakeholders, as well as with non-governmental institutions and various donors, who for a long time have assisted KAS in terms of increasing production and professional capacities.

In cartographic aspect, KAS has a good cooperation with the Kosovo Cadastral Agency, the Ministry of Environment and Spatial Planning and the Kosovo Emergency Management Agency.

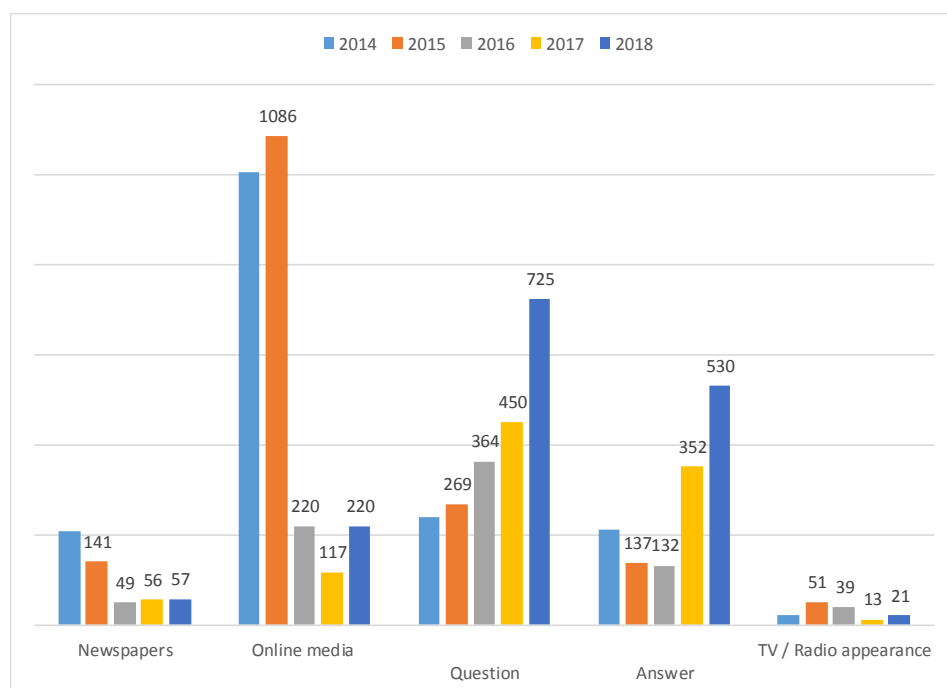
Cooperation in general has led to an increase in the quantity, quality and frequency of official statistics according to international standards.

In the field of communication with the public, big steps have been made regarding the cooperation with users of official statistics. Thus, great facilities have been made with: continuous development of KAS website by increasing the number of visitors; with the use of social media (Facebook), constantly informing users about the latest statistical data, and increasing the number of followers and likes on the website; communication with the media, increasing cooperation and contacts with journalists, and increasing the number of KAS staff appearances on TV and radio shows; (eg public institutions, public or private universities, local or international organizations, or individuals), by using different instruments and methods, either through formal written addresses, telephone interviews, camera shoots, and social media. All reports about communicating and informing users indicate that KAS performance towards this part of the users has increased in relation to their expectations.

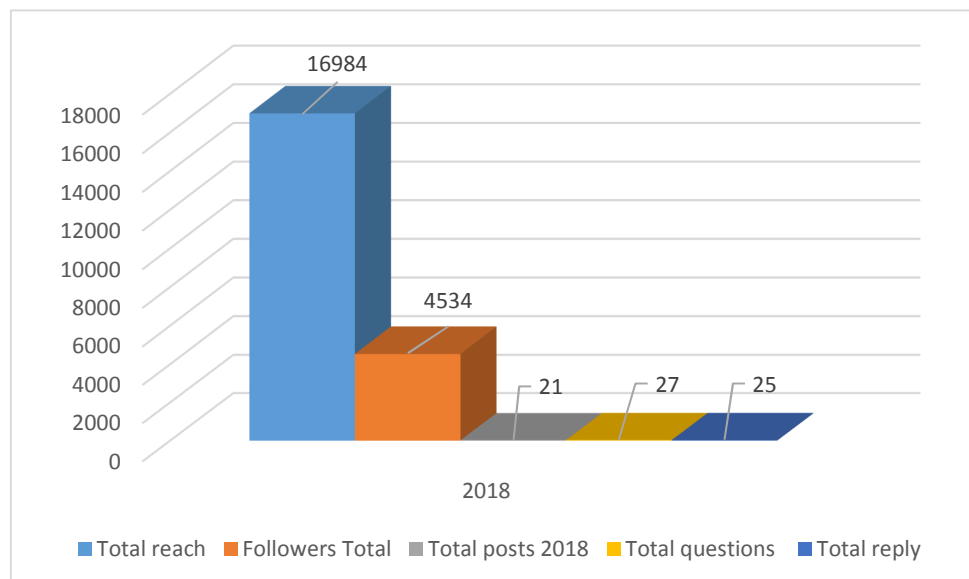
The number of visitors to the KAS website continues to be high. Thus, according to Google Analytics, the number of visitors has exceeded 16,000. Whereas, the number of visitors throughout the year 2018 has reached 127,074 visitors.

Graph: 1.1 Number of visitors to the KAS website, 2018

Monitoring of the media in 2018 was done on a daily basis. Thus, there were 277 media articles related to KAS, of which 57 were written in newspapers and 220 in electronic media. Meanwhile, from 26 requests for media statements (TV / radio presentations), 21 of them have been realized. Whereas, from requests filed by users of official statistics, in 2018, KAS has received 725 requests, of which 530 have been answered.

Graph: 1.2 KAS presence in the media and response to users of official statistics

Regarding the presentation of KAS in social media / Facebook, it should be noted that the visibility has increased from year to year. Thus, within 2018, the total number of followers (4 534), the total number of views (16 984), the total number of posts (21), the number of questions (25) and the number of responses (25).

Graph: 1.3 Monitoring of the followers in the Facebook

1.4. National Accounts

Progress has been made in implementing the methodology of the European System of Accounts ESA 2010 under which the publication of statistics in the field of national accounts has been made. All publications were completed on time according to the schedule and calendar of publications.

During this period, progress has been made in shortening the publication timeframes, on quarterly basis: Gross Domestic Product by expenditure and production approach, for quarters (Q4 2017 - Q3 2018), Government Accounts on a quarterly basis (Q4 2017 - Q3 2018).

Gross Domestic Product was published on a yearly basis by the expenditure and production approach for 2017 and Government Accounts for the reference year 2017.

Cooperation with the International Monetary Fund (IMF) continued. With the IMF's technical assistance, three Kosovo official statistics institutions (KAS, CBK and MoF) have been assisted in implementing the most advanced IMF's General Data Distribution System (e-GDDS) of the Republic of Kosovo. KAS's contribution has been very important in this process. Also, within this interaction, a National Summary Data Page (NSDP) was prepared and published on the IMF website. From KAS, on this webpage, data from National Accounts (GDP) were compiled according to the IMF format.

During 2018, the IMF provided technical assistance (together with the Ministry of Finance) to Government Finance Statistics.

In the framework of the Project with the World Bank, the component on non-observed economy or informality, KAS collected data in four sectors for the first time. It is planned that final information from non-observed economy or informality will be integrated into GDP, after annual publication and data collection in some other economic sectors.

National accounts, government accounts and the field of informality statistics have increased with human capacities, so in the future are expected many successes and new statistical data. In the following years, funding from the Kosovo budget has already been provided for conducting surveys on collecting non-observed economy data.

1.5. Economic Statistics

In 2018, in the field of Economic Statistics, all activities planned according to plan and foreseen dynamics have been realized. There was an increase in the number of statistical products and shorter publication timeframes. For the first time, the Industrial Volume Index was published on quarterly basis (Q1 / 2018, Q2 / 2018 and Q3 / 2018) with the base year 2017 (2017 = 100). For all statistical products, shortening the publication deadlines has been achieved.

Data on tourist turnover (entries and exits) at border crossing points in 2017 have been published.

In the Price Sector are published: Harmonized Index of Consumer Prices on a monthly and yearly basis, Import Price Index, Producer Price Index and Construction Cost Index on a quarterly basis.

The "Harmonized Index of Consumer Prices" (HICP) was published on a regular monthly basis for the period December 2017 - November 2018, while on an annual basis the HICP was published as a separate product in 2017.

On quarterly basis, for the Q4/2017 - Q3/2018 were published: the "Producer Price Index" (PPI), "Import Price Index" (IMPI) and "Construction Cost Index" (CCI). Backed by IPA MB 2015, it continued with the Purchasing Power Parity Project (PFB) that is part of the European Comparability Program (ECP).

In the field of business and international trade statistics, publications are published on different monthly, quarterly and annual basis.

Kosovo International Trade Statistics (KITS) have been published on a monthly basis for the period December 2017 - November 2018;

On a quarterly basis are published: "Statistical Repertoire of Economic Enterprises", "Transport Statistics", "Hotel Statistics", "Energy Balance", "Industry Statistics together with Industrial Volume Index" and "Retail Trade Statistics" for the period (Quarter 4/2017 - Quarter 3/2018).

The Structural Business Survey (2017), PRODCOM Survey Results (2017), Kosovo International Trade Statistics (ITS) (2017) and Energy Balance in Kosovo (2017) are published on annual basis.

In order to increase the quality of economic statistics, national accounts and other statistics using the Statistical Business Register, the general "Statistical Business Register Update Survey" was conducted.

Overall, in the area of economic statistics, a total of 66 statistical reports have been published in line with the publication calendar.

In the field of economic statistics, there has been an increase of human and professional capacities, while other activities have been carried out in order to improve the quality and increase the indicators.

1.6. Social Statistics

In the field of Social Statistics, almost all the activities planned under the Work Plan for 2018 have been implemented.

In 2018, progress has been made in increasing the number of publications in the Department of Social Statistics, shortening the timeliness of publications, and increasing the quality of data. In support of the World Bank, implementation of the Statistics on Income and Living Conditions (SILC) has been implemented for the first time, while through the budget of KAS it has been possible to conduct a pilot survey on the Labor Cost.

For the first time, the results of the Use of Information Technology (ICT) survey in 2017 have been published.

In the framework of social statistics, in 2018 a total of 21 publications were published, of which 4 were quarterly, 15 publications on an annual basis and 2 publications on a 2 year basis.

The Labor Force Survey (LFS) results for Q4 2017, Q1, Q2 and Q3 2018 are published quarterly;

On an annual basis are published: Results of the ICT 2017; Results of LFS 2017; Results of the Household Budget Survey 2017; Social Welfare Statistics 2017; Education Statistics 2017/2018; Jurisprudence Statistics for juveniles in 2017; Jurisprudence Statistics for adult persons in 2017; WSage Level in Kosovo 2012-2017; Culture Statistics 2017; Health Statistics 2017; Population Estimates 2017; Birth Statistics 2017; Death Statistics 2017; Marriage Statistics 2017 and Divorce Statistics in 2017.

Two-year reports are published: "Women and Men in Kosovo in 2016-2017" and "Causes of Death in Kosovo 2014-2015".

The publication of "Sports Statistics 2017" was not realized because the federations of sports in Kosovo did not report the data to KAS, despite KAS's ongoing efforts to obtain and provide these data.

During this period, the Roadmap for the implementation of the Census 2021, the Action Plan and the Budget Plan for the implementation of the Population Census Project 2021 has been completed.

Also, in October 2018, KAS in cooperation with the Government of Kosovo held the first donor meeting on financial support for the Population Census 2021.

Social statistics have had an increase in human and professional capacities, as well as many other preparatory activities for the Population Census 2021.

1.7. Agriculture and Environment Statistics

In the field of Agriculture and Environmental Statistics, all activities planned for 2018 have been implemented. During this reporting period, progress has been made in shortening the timelines of publications, as well as in improving quality and in harmonizing with Eurostat methodologies, in the production of the Output Price Index and Inputs in Agriculture with base year 2015 = 100.

From the framework of Agricultural Statistics, the results of the Agriculture Holdings Survey 2017 are published.

During this period, data collection on the field and monitoring of the development of the Agricultural Holdings Survey (AHS) has been carried out, as well as checking the quality of filling in the questionnaires of this survey. AHS 2018 is conducted with the surveyor's engaged by KA, which has resulted in increased quality of the survey.

Agromonetary statistics are published on quarterly basis: "Output Price Index and Prices in Agriculture" (Q4 2017 and Q1 - Q3 2018) as well as "Input Price Index and Prices in Agriculture" (Q4 2017 and Q1 - Q3 2018) with base year 2015 = 100.

On an annual basis are published: "Output Price Index and Prices in Agriculture 2015 - 2017", " Price Index and Prices in Agriculture 2015-2017" and Economic Accounts for Agriculture 2017.

All publications on the Output Price Index and Inputs in Agriculture in 2018 are published with the base year 2015 = 100 and monthly monitoring of the prices of agricultural products and their processing has been done.

In the Environmental Statistics are published: "Municipal Waste Survey 2017", "Industrial Waste Survey 2017",

"Water Statistics 2016 and 2017" and "Waste Treatment Survey 2017".

Data were collected from administrative sources for water statistics, air statistics, facts on the environment and other statistics on agriculture and the environment.

All activities related to pilot projects IPA 2014 as well as the activities of the 5 pilot projects IPA 2015 are carried out, such as: Annual Agricultural Crops Statistics and Permanent Plant Cultures (Fruit and Vineyards); Animal Output Statistics (monthly and annual livestock statistics, monthly and annual statistics on milk output); Agromonetary Statistics (Economic Accounts for Agriculture, prices and price index in agriculture and pilot survey on prices and rent of agricultural land); Farm Structure Survey and Waste Statistics.

In the production of Agriculture, Agromonetary and Environment Statistics, regulations, methods and guidelines have been applied in accordance with the standards of international organizations, in particular those of Eurostat.

In the field of Agriculture and Environment Statistics, in the year 2017, 16 quarterly and annual statistical publications were published (statistical reports).

1.8. Special collection of official statistics

According to Article 33 of the Law on Official Statistics, the Administrative Instruction on the Special Collection of Official Statistics No. 08/12, as well as the Administrative Instruction no. 2004/07-MPS, during 2018 has continued the implementation of the projects according to special agreements on official statistics.

By implementing the above legal procedures, KAS has conducted activities of the pilot projects for IPA-2015 in the field of economic statistics, social statistics, agriculture statistics and the field of methodology and information technology. A survey was also conducted to measure the tourism capacities in Kosovo supported by the "Swiss Agency for Development and Cooperation in Kosovo" (SADC).

These activities have helped in increasing professional capacities, increasing the quantity and quality of statistical products, which have enabled the motivation of the staff who participated in the realization of these pilot projects.

As noted above, the purpose of these pilot projects is to increase staff capacities, to increase the number of indicators (new data) and to improve the quality of existing ones. Therefore pilot projects were also distributed according to the areas identified for the respective improvements.

In the following are presented in more detail the pilot projects implemented in 2018 supported by the European Commission programme under IPA MB 2015.

Pilot projects titles under IPA MB 2015:

1. PP.1.1 Government Finance and Excessive Deficit Statistics
2. PP.1.2 International trade in services statistics
3. PP.1.3 National Accounts - Methodology
4. PP.1.4 Transmission programme, annual national accounts (ANA), quarterly national accounts (QNA) and quality reporting
5. PP.1.6 Sector Accounts
6. PP.2.1. Harmonised Index of Consumer Prices (HICP)
7. PP.2.2. Price statistics - PPPs
8. PP.3.1. Business Registers
9. PP.3.2. Short-term business statistics: implementation of ESS guidelines and standards
10. PP.3.3 Transport statistics – passenger and freight statistics.

11. PP.3.5 Information Society Statistics (ISS) – ICT usage data collections 2018
12. PP.3.6 Energy Statistics
13. PP.4.1 Labour force survey (LFS)
14. PP.4.2. EU-SILC implementation
15. PP.4.4 Crime and criminal justice statistics
16. PP.4.5. Preparation of the population and housing censuses 2021
17. PP.5.1. Crop statistics: Annual crop statistics (ACS) and Permanent crop statistics
18. PP.5.2. Animal production statistics
19. PP.5.3 Agri-monetary statistics
20. PP.5.4 FSS-Farm Structure Survey
21. PP.5.6 Waste statistics
22. PP.6.1 Quality management
23. PP.6.2 Implementing standards for metadata and data Exchange
24. PP.7.1 Source (basic) data required for the calculation of the MIP indicators
25. PP.7.2 Sustainable Development Goal (SDGs) indicators
26. PP.7.3 South East Europe 2020 (SEE2020) indicators
27. PP.8.1 Reporting on horizontal activities

Thus, in 2018 activities have started for the implementation of pilot projects under the programmes of IPA MB 2015.

1.9. Methodology, dissemination and information technology

According to the requirements in terms of methodology, during 2018 the required sampling for all surveys planned by production statistics and other statistical surveys was made. A re-design of the sample for LFS 2019 was done according to the regulations of Eurostat.

During this reporting period, sampling was designed for the tourism survey, sampling design for pilot-survey on prices and land rent in agriculture, preparation of Road Map and sampling design for the Migration survey 2018, sampling design for the "STEP" survey - National Institute for Public Health, preparation of documents in the field of methodology for Population Census 2021.

Within the dissemination, Quarterly Bulletin (Q4 2017, Q1, Q2 and Q3 2018) was published on a quarterly basis, Statistical Yearbook 2018, Kosovo in Figures 2018, Publication Catalogue 2018, KAS Leaflet, and Publication Calendar in 2019 are published annually.

Standardization of all publications, ISBN numbering and publication of annual publications for all KAS publications has been done.

Through IT, a more effective management of statistical production processes and a secure and reliable technology infrastructure for all departments of KAS has been provided.

Innovation in the field of IT has been the digitization of tablet-assisted data collection (CAPI) in the EU-SILC survey and the updating of enumeration areas through the Survey Solutions platform.

The CAPI method has provided a functionality for the management of surveys, including multiple levels of validation, data collection and accurate location of interviewers in the field, duration of field interview, and so on.

These projects have determined that KAS for data collection in the Population Census 2021 has going to use this method as IT staff has gained experience in this rapidly-growing data collection technology through world. The project on modernizing official statistics in KAS is assisted by the World Bank.

The metadata system on the KAS website has been developed and integrated according to Eurostat standard ESMS.

The development and updating of online platform ASKDATA has been done by integrating all statistical data on different statistical themes by time series on a monthly and yearly basis.

Access to integrated data on the ASKDATA platform is of particular importance to data users as this platform is in line with the recommendations of Eurostat, UNECE and OECD.

Data transmission to Eurostat is done according to the standards set out in their eDAMIS platform (a platform for statistical data transmission to Eurostat), which will continue in the future.

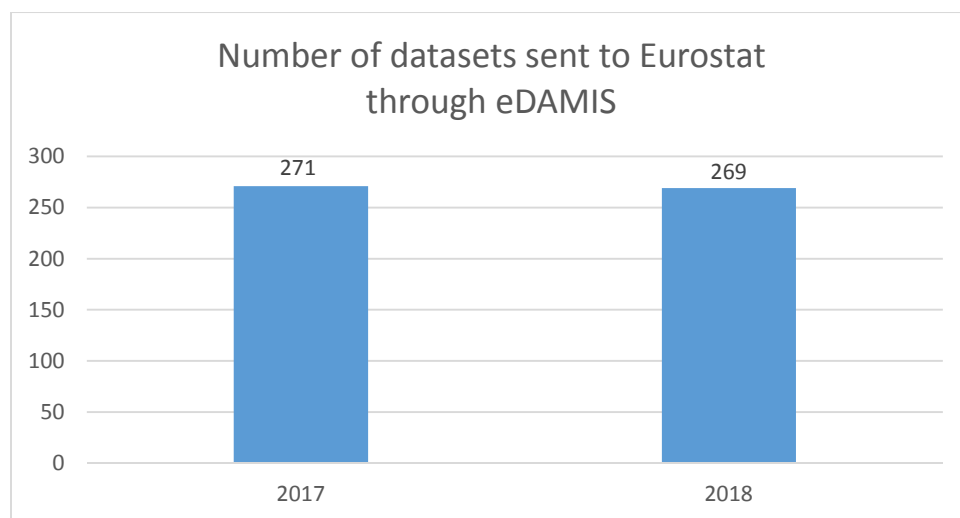
In the field of cartography, the GIS database has been updated, maps for 700 Enumeration Areas from the orthophotos of the years 2012-2013, the update of 700 Enumeration Areas from the field for the needs of the Labor Force Survey and the sampling framework was done.

A thematic map is provided for the Statistical Yearbook 2018, maps for births, marriages, divorces and deaths for 2015, maps for environmental, agricultural and foreign trade statistics was done.

Support by maps of EA for migration, SILC, labor force, agriculture statistics and tourism statistics survey was done.

Integration of the address system data into the GIS database of KAS for 30 municipalities was done.

Graph: 1.3: Number of data transmitted to Eurostat through eDAMIS



In cooperation with the MoF and the Central Bank, the enhanced General Data Dissemination System of the IMF has been implemented.

On a monthly and quarterly basis, KAS sends data to the IMF in SDMX format on several statistical topics.

1.10. Rationalization and capacity building in KAS

In terms of rationalization of jobs and based on the regulations in force, rationalization of some positions in KAS has been made. These actions are also within the recommendations that emerged from the international assessment of "Peer Review 2017".

Upon approval of 10 new job positions for 2018 and 2019, the KAS organogram is amended according to the legal provisions of article 14, point 3 and 4 of Regulation No. 01/2013 on Internal Reorganization and Systematization of Jobs within the Kosovo Agency of Statistics, as well as pursuant to Law No. 06/L-020 for the Budget of 2018. In this manner, the increase in job positions and in functionality has occurred in some production departments and in two support departments. Thus, new positions are distributed to social, economic, national accounts statistics, and IT and policy and planning.

Vacant positions, which were created upon retirement in 2018, the KAS has proceeded to recruit staff according to the procedures by law into force, and most of the positions are filled with new staff.

In terms of professional capacity building, during 2018, KAS staff had had many trainings in many statistical areas. Four KAS officials, two in the field of social statistics and two in the field of national accounts, have benefited from the long-term training, three of them funded by the IPA-2014 multi-beneficiary programme and one supported by the University of Maastricht.. In short-term trainings, KAS staff and staff from other institutions have participated in seminars, conferences, study visits and more.

With the support of funds from IPA 2015, with the aim of increasing professional capacities, the number of activities such as trainings, seminars, working groups, study visits, conferences, etc. was around 198 activities, while the number of officials participating in these activities was 242, including CBK, the Ministry of Finance and the Kosovo Cadastral Agency officials. Other donors, such as the World Bank, the European Equality Institute, SIDA/SCB, IOM and UNHCR, the International Monetary Fund, OECD, UN, UNICEF, UNFPA, Bulgaria's Ministry of Foreign Affairs, etc., have supported KAS for 34 workers with a total of 20 activities (study visits, regional summer courses, trainings, representative meetings, workshops, etc.). Also many international expert missions were conducted in KAS with a purpose to professional development of KAS staff.

1.11. KAS performance statements

In addition to the amount of data performance, KAS is increasingly focusing on the quality side of statistical output, respectively measuring progress, while exploring in-process development. Therefore, monitoring is considered as one of the most important processes within the management system related to statistical processes in KAS. Through the SIPK system, during 2018, performance measurement was performed compared to the previous year, number of products and statistical publications, production time, number of days per product, publication rate in time, etc. The presented results are managed through the PAF, within which there are indicators, whose systematization is done through the SIPK system.

Statistical products / publications - During 2018, the number of statistical products has reached 61 out of 60 statistical products that were a year ago, showing a symbolic rise. Expressed in percentage, is by 1.7% more compared to 2017. While the number of actual statistical reports during 2018 is 118 reports out of 119 planned, or two reports less than in 2017. Number of statistical reports in 2018 is smaller compared to 2017 not due to the decreased efficiency or effectiveness, but some statistical reports published in 2017 coincided with the two-year publication period (publication frequency every two years), 120/118.

Monitoring is done on the achievement of objectives in the Programme of Official Statistics 2018-2022.

Number of working days per product - During 2018, the total time consumed within the producing process is 6989 days for 61 statistical products. For the production of a statistical product, an average of 115 working days per product was spent. Compared to the year 2017, an average of 118 workdays per product were spent for the production of a statistical product (comparable products were 59 in 2017 with 59 + 1 in 2018. Thus, comparison was made for 59 products for 2017 and 2018). From this we can conclude that organizational efficiency, as one of the main pillars of the strategic program, has been applicable during 2018. Organizational and producing efficiency has increased at a rate of 0.9% or 118 to 117 workdays per product. In other words, for the production of 59 products in 2018, 6929 days / product was spent compared to the same period of the previous year, where

for statistical products 6941 days / products were spent. Meanwhile, the number of days spent on producing a statistical report (publication) during 2018 is on average 58.7 workdays / publication (6929/118).

Production time - Represents the time of statistical publication from the last date referring to the time of survey until the day of publication. It is one of the important objectives in the ranking of priorities in KAS planning with the aim of continuously shortening the time of statistical publication, from the production process to the user of official statistics. During 2018, timeframes were shortened compared to a year ago for comparable products. At KAS level, the data from the SIPK indicate that the production time of the statistical products for 2018 has recorded a significant decrease compared to 2017 for (-897) days or -8.8%.

In other words, in 2018 the production time at KAS level, respectively 118 statistical publications, was 11369 calendar days. While for comparable products between 2017 and 2018, the ratio was 10210 calendar days with 9313 calendar days. The cut in production time was -8.9%, respectively increase in efficiency by 8.9%, or the user received the data earlier or faster for 897 calendar days compared to the previous year, or on average for 7.6 days for each report.

Timely publication rate - One of the principles of the Code of Practice of European Statistics, which influences the enhancement of the quality of official statistics, is also the publication of accurate statistical reports according to the previously published calendar. In this regard, the data from the SIPK show a lower (-) rate of publication on time. Out of a total of 118 publications / statistical reports, 114 respectively 97% were published at the foreseen time compared to 2017, where the publication rate on time was 99% of publications published on time according to the Calendar of Publications. One of the reasons for the decline in the rate of publication in time was the difficulty in providing timely information, especially the administrative ones obtained or provided by different institutions, therefore there was a slight distinguish from the Calendar of Publications.

As mentioned above, in addition to the quantitative side, KAS is also focusing on the quality side in measuring performance. In this respect, one of the reasons for the decline in the rate of publication in time is the difficulty in providing timely data, especially administrative data, and consequently deviations from the Calendar of Publications.

The Performance Assessment Framework (PAF) is being supplemented and strengthened in annual basis in order to provide systematic reports on the development of the quality of statistics. A clearer picture of the development of quality is expected to have in the coming period, especially for indicators 7 and 8.

The following tables give performance statements at the KAS level and departmental level, according to indicators issued by the Time Use System (known as SIPK).

Tabela: 1. Overview of performance at the level of KAS (SIPK)

Indicator 1. Number of products and statistical reports in 2017/2018

Statistical field	Products 2017	Products 2018	Statistical publications 2017	Statistical publications 2018
Economy	25	25	76	76
Agriculture	12	12	17	16
Social	16	17	19	18
General	07	07	08	8
Total	60	61	120	118

Indicator 4. Working days - planned and realized within the production processes phases 1-7

Statistical field	Working days planned 2018	Working days realized 2018	Difference (%)
Economy	2317	2843	+16
Agriculture	1732	1450	-16
Social	3466	2460	-29
General	197	236	+20
Total	7712	6989	-9.4

Indicator 4. Working days - for all products inside and outside the production process phases 1-7 and 8-11

Statistical field	Total working days	Inside production process	Outside production process	Outside proportion (%)
Economy	3464	2843	621	17.9
Agriculture	1656	1450	206	12.4
Social	3210	2460	750	23.3
General	561	236	325	57.9
Total	8891	6989	1902	21.3

At the KAS level, the time spent on production processes is 78.7% and out of production processes 21.3%, slightly higher than the previous year, where the time spent outside production processes was about 18.5%. The increase in the total area (57.9%) is natural because the staff of this department is directly and indirectly involved in the production process, while in social statistics there is an increase in relation to last year where all the staff is connected directly in the production process.

Indicator 5. Production time for comparable products in 2018/2017 / year 2017 = 60/59 comparable products

Statistical field	Production time 2017	Production time 2018	Difference	Difference %
Economy	5368	5144	-224	-4.17
Agriculture	1561	1519	-42	-2.70
Social	2628	2027	-601	-22.87
General	653	623	-30	-4.60
Total	10210	9313	-897	-8.78

Indicator 5. Production time in relation to base (base = year 2012, 39 products)

Statistical field	Production time 2012	Production time 2015	Production time 2018	Difference 2015/2012 (%)	Difference 2018/2012 (%)
Economy	3553	3153	2676	-11.26	-24.68
Agriculture	1082	1071	1032	-1.02	-4.62
Social	1450	1988	1562	37.1	7.72
General	193	393	364	103.6	88.60
Total	6278	6605	5634	5.21	-10.26

From the data in the table above, production time in 2018 has declined compared to 2012 for comparable products as well as in 2015. At KAS level, production time (timeframe) was cut by -10.26 % in relation to 2012. However, the cut-off of production time (timeframes) has varied according to respective departments. The cut in production time is higher in economic statistics and national accounts, followed by agriculture statistics.

Indicator 6. The number of publications in time in 2018 compared to 2017

Statistical field	Products	Statistical publications	Published in time	Proportion 2017 (%)	Proportion 2018 (%)
Economy	25	76	75	100	99
Agriculture	12	16	15	100	94
Social	17	18	16	95	89
General	7	8	8	100	100
Total	61	118	114	99	97

In 2018, the rate of publication in time has declined slightly compared to 2017; the causes of this will be part of the analysis of KAS internal processes (in identifying the main objective and subjective factors).

Summary of performance at the level of KAS

Indicators	Year 2017	Year 2018	Difference 2018-2017	Difference (%)
Indicator 1. No. of products	60	61	+1	2.0
Indicator 1a. No. of publications	120	118	-2	-1.6
Indicator 4. Working days / products	118	117	-1	-0.9
Indicator 5. Production time	173	158	-15	-8.7
Indicator 6. Publications in time	99%	97%	-2	-2%
	120/119	118/114	1/4	

From the SIPK data it can be concluded that during 2018 the KAS has shown positive performance with particular emphasis on cutting production time (publication timeframe) which was one of the users' requests for official statistics. It is worth pointing that the year of 2018 was the first year in which the publication time of GDP was shortened by T + 11 in T + 9 months that is in line with standards of the Eurostat.

Table: 1.2. Overview of performance by departments of KAS (SIPK)**Field of Economic and National Accounts Statistics**

Indicator 4. Working days / products planned and realized

Statistical output / production	Working days	Working days	Working days	Difference
Summary at level of Department, Indicator 4	Planned 2017	Planned 2018	Realized 2018	%
The informal economy survey			44	
Consumption and Energy Efficiency Survey			4	
The PRODCOM survey	154		108	
Structural Business Survey	276		187	
Energy Balance, quarterly	142		40	
Energy Balance, annual			7	
Gross Domestic Product by Production Approach	59	57	128	125%
Gross Domestic Product by expenditure and production approach, quarterly	1177	1172	514	-56%
Gross Domestic Product by expenditure approach	59	58	94	61%
Updating the Statistical Business Register	166		10	
Import Price Index	242	234	174	-26%
Consumer Price Index (annual)	48	46	28	-40%
Consumer Price Index CPI-HICP (Monthly)	284	283	401	42%
Producer Price Index	242	233	185	-21%
Construction Cost Index, quarterly	242	234	117	-50%
Government Accounts	52		26	
Government Accounts, quarterly	94		159	
Statistical Repertoire of Enterprises in Kosovo	17		6	
Short-term Industry Statistics	178		159	
Short-term Construction Statistics	28		0	
Short-term Retail Trade Statistics, quarterly	200		56	
Kosovo international trade data (monthly)	245		166	
Kosovo international trade data (annual)			30	
Data on the hotel, quarterly	190		176	
Data on transport, quarterly	91		29	
Total working days by product at the level of DES	4186	2317	2843	22,7
	realized 2017		realized 2018	
Working days (within the production process) a/c	2561		2843	82,1
Working days (outside the production process) b/c	532		621	17,9
Total registered working days c=a+b	3093		3464	100,0

Indicators 1, 5 and 6. Summary table

Statistical output / production	Products	Publicatios	In time	(%)	Production time Year 2017	Production time Year 2018	Difference (nominal value)
Summary at level of Depertament (indicators 1, 5 and 6)	Comparative				5368	5144	
Structural Business Survey	1	1	1	100%	339	338	-1
Import Price Index	1	4	4	100%	272	264	-8
Producer Price Index	1	4	4	100%	278	272	-6
Short-term Industry Statistics	1	4	4	100%	324	328	4
Statistical Repertoire of Economic Enterprises in Kosovo	1	4	3	75%	125	123	-2
Consumer Price Index CPI-HICP, monthly	1	12	12	100%	139	139	0
Kosovo International Trade data, monthly	1	12	12	100%	300	287	-13
Gross Domestic Product by expenditure approach	1	1	1	100%	300	263	-37
Gross Domestic Product by production approach	1	1	1	100%	300	263	-37
Government Accounts	1	1	1	100%	159	157	-2
Construction Cost Index, quarterly	1	4	4	100%	290	286	-4
Energy Balance, quarterly	1	4	4	100%	193	184	-9
Data on transport, quarterly	1	4	4	100%	125	121	-4
Data on the hotel, quarterly	1	4	4	100%	272	265	-7
Short-term Construction Statistics	1		0				0
Short-term Retail Trade Statistics, quarterly	1	4	4	100%	331	322	-9
Updating the Statistical Business Register	1		0				0
Consumer Price Index, annual	1	1	1	100%	157	152	-5
Kosovo International Trade data, annual	1	1	1	100%	159	156	-3
GDP by expenditure and production approach, quarterly	1	4	4	100%	365	362	-3
Survey for PRODCOM	1	1	1	100%	347	341	-6
Survey on energy consumption and efficiency	1		0				0
Energy Balance, annual	1	1	1	100%	186	180	-6
Government Accounts, quarterly	1	4	4	100%	407	341	-66
Informal economy survey	1		0				0
Summary at the level of Depertament	25	76	75	99%	5368	5144	-224

Performance at the level of Depertament

Summary January - December 2018, performance at product level	Year 2017	Year 2018	Difference %
Indicator 1. No. of products	25	25	0,0
Indicator 1a. No. of statistical publications	76	76	0,0
Indicator 4. Working / product days for all products	102	114	11,8
Indicator 4a. Working / product days for years compared to 2017 (2017 = 25 products)	102	114	11,8
Indicator 5. Production time (only for products compared to 2017, 2017 = 25 products)	215	206	-4,2
Indicator 5a. Production time for all products (year 2018 = 25 prod. Year 2017 = 25 prod.)	215	206	-4,2
Indicator 6. Rate of publications in time (74/74 and 76/75) (%)	(%) 100	99	-1,0

Field of Social Statistics

Indicator 4. Working days / products planned and realized

Statistical output / production	Working days Planned 2017	Working days Planned 2018	Working days Realized 2018	Difference %
Summary at level of Departament, Indicator 4				
Publication of quarterly data of the LFS			60	
Household Budget Survey	620	208	285	37%
Labor Force Survey	527	527	325	-38%
Statistics on Income and Living Conditions		186	76	-59%
Men and Women in Kosovo		185	71	-62%
ICT – Household Survey on Use of Information Technology		245	174	-29%
Education Statistics	228	189	161	-15%
Birth Statistics	137	232	123	-47%
Marriage statistics	99	163	74	-55%
Social Welfare Statistics	206	136	127	-7%
Divorce Statistics	80	141	29	-79%
Death Statistics	122	213	64	-70%
Law Statistics	350	351	536	53%
Culture and Sport Statistics	204	204	161	-21%
Causes of Death Statistics		198	69	-65%
Health Statistics	170	170	115	-32%
Population Estimation		118	9	-92%
Total working days by product at the level of DSS	2743	3466	2460	-29,0
	realized 2017		realized 2018	
Working days (within the production process) a/c	2626		2460	76,6
Working days (outside the production process) b/c	542		750	23,4
Total registered working days c=a+b	3168		3210	100,0

Indicators 1, 5 and 6. Summary table

Statistical output / production	Products	Publications	In time	(%)	Production time Year 2017	Production time Year 2018	Difference (nominal value)
Summary at level of Departament (Indicators 1, 5 and 6)	Comparative				2628	2027	
Labor Force Survey	1	1	1	100%	518	92	-426
Household Budget Survey	1	1	1	100%	163	163	0
Social Welfare Statistics	1	1	1	100%	93	93	0
Education Statistics	1	1	1	100%	258	169	-89
Law Statistics	1	2	1	50%	270	246	-24
Health Statistics	1	1	1	100%	371	310	-61
Culture and Sport Statistics	1		0		290		-290
Birth Statistics	1	1	1	100%	165	169	4
Death Statistics	1	1	1	100%	181	180	-1
Marriage Statistics	1	1	1	100%	195	193	-2
Divorce Statistics	1	1	1	100%	209	208	-1
Causes of Death Statistics	1	1	0	0%		1092	1092
Men and Women in Kosovo	1	1	1	100%		348	348
Population Estimation	1	1	1	100%	180	179	-1
Statistics on Income and Living Conditions	1		0				0
ICT - Survey on Use of Information Technology	1	1	1	100%	25	25	0
Publication of quarterly data for LFS	1	3	3	100%		236	236
Summary at the level of Departament	17	18	16	89%	2918	3703	785

Performance at the level of Departament

Summary January - December 2018, performance at product level	Year 2017	Year 2018	Difference %
Indicator 1. No. of products	16	17	6,3
Indicators 1a. No. of statistical publications	18	18	0,0
Indicator 4. Working days / product for all products	164	145	-11,6
Indicators 4a. Working days / product for years compared to 2017 (2017 = 16 products)	164	150	-8,5
Indicator 5. Production time (only for products compared to 2017, 2017 = 16 products)	164	127	-22,6
Indicators 5a. Production time for all products (year 2018 = 17 products, year 2017 = 16 products)	182	218	19,4
Indicator 6. Rate of publications in time (19/18 and 18/16)	(%) 95	89	-6,3

Field of Agriculture and Environment Statistics

Indicator 4. Working days / products planned and realized

Statistical output / production	Working days Planned 2017	Working days Planned 2018	Working days Realized 2018	Difference %
Summary at level of Departament, Indicator 4				
Agriculture Holdings Survey	630	538	472	-12%
Industrial Waste Survey	170	170	100	-41%
Municipal Waste Survey	105	105	133	27%
Waste treatment Survey	91	90	67	-26%
Administrative sources (facts on the environment)	116	114	31	-72%
Forecasts for Economic Accounts for Agriculture				
Agriculture Census	40	37	10	-72%
Agromonetary Statistics / Agriculture Input Price Index	170	152	123	-19%
Agromonetary Statistics / Agriculture Output Price Index	194	160	170	6%
Agromonetary statistics / Economic Accounts for Agriculture	203	193	96	-50%
Air Statistics - "Greenhouse gases"	108	80	61	-24%
Water Statistics	91	93	187	101%
Total working days by product at the level of DAES	1918	1732	1450	-16,3
	Realized 2017		Realized 2018	
Working days (within the production process) a/c	1523		1450	87,5
Working days (outside the production process) b/c	168		207	12,5
Total registered working days c=a+b	1691		1657	100,0

Indicators 1, 5 and 6. Summary table

Statistical output / production	Products	Publications	In time	(%)	Production time Year 2017	Production time Year 2018	Difference (nominal value)
Summary at level of Departament (Indicators 1, 5 and 6)	Comparative				1561	1519	
Agriculture Census	1		0		0		0
Agromonetary Statistics / Agriculture Output Price Index	1	5	5	100%	164	159	-5
Agromonetary statistics / Economic Accounts for	1	1	1	100%	310	292	-18
Industrial Waste Survey	1	1	1	100%	349	362	13
Municipal Waste Survey	1	1	1	100%	314	333	19
Administrative sources (facts on the environment)	1		0		174		-174
Air Statistics - "Greenhouse gases"	1		0				0
Agriculture Holdings Survey	1	1	0	0%	254	184	-70
Agromonetary Statistics / Agriculture Input Price Index	1	5	5	100%	180	178	-2
Water Statistics	1	1	1	100%	0	88	88
Waste treatment Survey	1	1	1	100%	300	303	3
Forecasts for Economic Accounts for Agriculture							
Summary at the level of Departament	11	16	15	94%	2045	1899	-146

Performance at the level of Departament

Summary January - December 2018, performance at product level	Year 2017	Year 2018	Difference %
Indicator 1. No. of products	12	12	0,0
Indicators 1a. No. of statistical publications	17	16	-5,9
Indicator 4. Working days / product for all products	127	121	-4,7
Indicators 4a. Working days / product for years compared to 2017 (year 2017 = 12 products)	126	121	-4,0
Indicator 5. Production time (only for products compared to 2017, year 2017 = 12 products)	130	127	-2,3
Indicators 5a. Production time for all products (year 2018 = 17 products, year 2017 = 16 products)	170	158	-7,1
Indicator 6. Rate of publications in time (17/17 and 16/15)	(%) 100	94	-6,0

Field of Methodology and IT

Indicator 4. Working days / products planned and realized

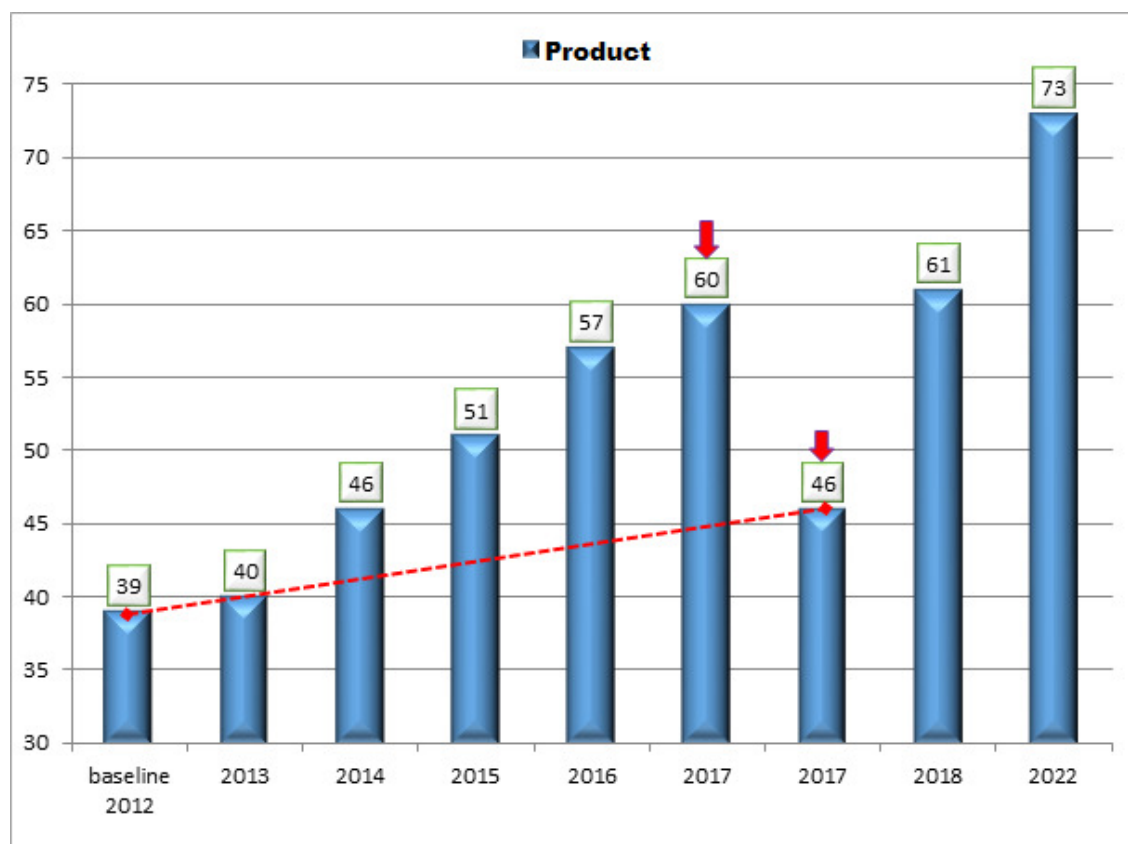
Statistical output / production	Working days	Working days	Working days	Difference
Summary at level of Department, Indicator 4	Planned 2017	Planned 2018	Realized 2018	%
Quarterly Bulletin	38	36	32	-13%
Calendar / Leaflets / Posters	23	22	26	16%
Catalog of Publications	32	27	28	3%
Quality Component (PP5)			55	
Kosovo in Figures	26	19	19	-1%
Creating a Metadata System (PP18)			3	
Statistical Yearbook	93	93	75	-19%
Total working days by product at the level of DMIT	212	197	236	20,0
	Realized 2017		Realized 2018	
Working days (within the production process) a/c	241		236	42,1
Working days (outside the production process) b/c	334		325	57,9
Total registered working days c=a+b	575		561	100,0

Indicators 1, 5 and 6. Summary table

Statistical output / production	Products	Publications	In time	(%)	Production time Year 2017	Production time Year 2018	Difference (nominal value)
Summary at level of Department (Indicators 1, 5 and 6)	Comparative				653	623	
Quarterly Bulletin	1	3	3	100%	121	93	-28
Kosovo in Figures	1	1	1	100%	272	271	-1
Catalog of Publications	1	1	1	100%	79	79	0
Calendar / Leaflets / Posters	1	2	2	100%	0	0	0
Statistical Yearbook	1	1	1	100%	181	180	-1
Creating a Metadata System (PP18)	1		0				0
Quality Component (PP5)	1		0				0
Summary at the level of Department	7	8	8	100%	653	623	-30

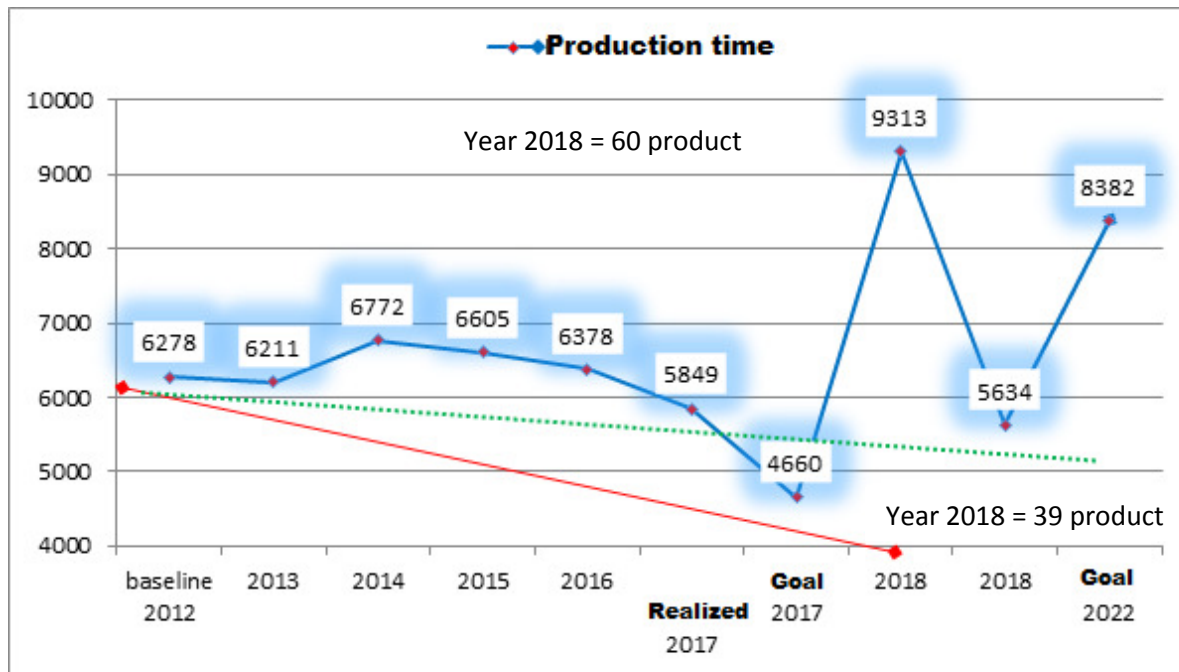
Performance at the level of Department

Summary January - December 2018, performance at product level	Year 2017	Year 2018	Difference %
Indicator 1. No. of products	7	7	0,0
Indicators 1a. No. of statistical publications	9	8	-11,1
Indicator 4. Working days / product for all products	34,4	33,7	-2,0
Indicators 4a. Working days / product for years comparing to 2017 (2017 = 7 products)	34,4	33,7	-2,0
Indicator 5. Production time (only for products compared to 2017, 2017 = 7 products)	93	89	-4,3
Indicators 5a. Production time for all products (year 2018 = 7 products, year 2017 = 7 products)	170	158	-7,1
Indicator 6. Rate of publications in time (9/9 and 8/8)	(%) 100	100	0,0

Graph 1.4: Number of statistical products / publications in 2013-2017, 2018 and aim in 2022

The above Graph shows the number of statistics produced in 2018, as well as the progress at the end of the first 5-year official programme 2017 compared to the base period or 2012. Based on the trajectory, it is clear that the number of statistical products are realized over the goals set out in 5-YPOS (year 2017), the overlaps are reflected on the trajectory on the graph. At the beginning of the implementation of the first programme of official statistics 2013-2017, KAS had available 39 statistical products, the goal (target) for 2017 was set to reach 46 statistical products, this target was reached by the end of 2014 with 46 products and during the years 2015 -2017 the production was above the target set by 5YPOS.

Expressed in structure, by the end of 2017 in relation to the base year 2012, there is an increase over 54% for statistical products. The target for 2022 with the second programme of official statistics 2018-2022, with a growth rate of around 20%, is intended to be achieved in 73 products respectively 153 statistical reports.

Graph 1.5: Production time in 2013- 2017, 2018 and aim in 2022

Data source: KAS, SIPK data for 2012-2017, performance measurement for comparable products, 39 products have been measured.

The Graph above represents the production time (production time: calendar time from the end of the reference period to publication) for the years 2013-2017, 2018 as well as the goals for 2022.

The graph shows two scenarios: in the first scenario comparing with 39 products 2012-2017, respectively the start and end of the implementation of the Y-5POS. From the data in the graph, it is clearly that the production time in 2017, compared to 2012 (see trajectory of colored line, interrupted, green), was shortened to 430 calendar days for the same statistical products, respectively from 6278 in 5849 calendar days or nearly 10%, although the target was at 4660 days at the end of 2017 (full-length trajectory, red color, target). While in the second scenario, the graph shows the production time realized not for 39 products but for 60 statistical products as well as the target for 2022, the cut of which is expected to be - 10% or 8382 calendar days at the end of the second programme of official statistics 2018-2022. KAS focuses on the user of official data by providing official data at the most optimal time possible.

2. ANALYSIS OF PRIORITIES

Consolidation of the legal framework

During the reporting period, the Assembly of Kosovo has adopted Law no. 06 / I-058 on amending the Law no. 04 / I-036 on Official Statistics of the Republic of Kosovo. The amendments include most KAS requests and Eurostat recommendations for strengthening KAS together with its professional and institutional independence within the Statistical System of the Republic of Kosovo. In addition to these legal amendments, all the principles of the European Statistics Code of Practice are included.

Population Census 2021

The KAS, in cooperation with Eurostat and other international organizations and local institutions, has conducted many preparatory activities for the implementation of the Population and Housing Census Project 2021. KAS has finalized the Roadmap for the realization of this project, has developed the Activity Plan regarding the Census 2021, its Budget Plan, has organized a donor conference on financing the project of the Census 2021, as well as conducted many other preparatory activities.

Functioning of the Department of National Accounts

The Department of National Accounts, as a new Department within KAS, after the completion with the new staff, has been functionalized. The Department is comprised of the Division of National Accounts and the Division of Informality and Government Accounts.

Development of other capacities

The KAS in 2018 has increased its human and professional capacities in other statistical production departments, especially in social statistics, agriculture and information technology, as the main supporter of the future in production processes and the dissemination of official statistics.

Strengthen planning and performance assessment framework

Further strengthening of the planning framework has continued, including the Annual Work Plans, Road Map, Annual Reports, the National Plan for the Implementation of the SAA in the field of statistics, as well as the successful implementation of the obligations arising from the international "Peer Review 2017" assessment process. Performance assessment will be considered a priority also in the coming years.

Significant information has been obtained from the SIPK data through which identification of the necessary measures was made in order to reallocate the resources within the respective units. Reports and outcomes from the SIPK system during 2013-2018, besides assisting in the monitoring of processes, their management, planning and revision, have also created an important basis for the advancement of the SIPK system in the System of KAS Performance Management.

Dialogue with users

This priority, as a strategic objective, has the establishment of a systematic dialogue with users. In this regard, meetings were held with the Ministry of Internal Affairs, ARC, Public University of Prishtina, Ministry of Finance, Central Bank, Ministry of Agriculture, Veterinary and Food Agency, Kosovo Vineyards Agency, MEST, the Ministry of Health, as well as with the Ministry of Labour and Social Welfare and other institutions of the Republic of Kosovo, on the exchange of data, methodology and sustainability of statistical data. This form of cooperation is very important and will be strengthened continuously. As part of this priority, KAS has conducted conferences with local and international institutions as well as lectures with UP students on how to easily access and use the official statistical data.

Implementation of the Action Plan by the Kosovo Statistical System Assessment

Following the drafting of the Action Plan for the implementation of the recommendations of the "Peer Review" international assessment Report, the KAS in 2018 has implemented the obligations of this Action Plan by specifying them in the summary reporting table that has been sent to Eurostat.

Other sectorial priorities - statistical production

- Publication of GDP on quarterly basis has been regular and published according to standards (T + 90 days)
- Publication of Government Accounts on a quarterly basis (T + 90 days)
- The timeframe for the publication of GDP on an annual basis (T + 9 months) has shortened
- The timeframe for the publication of Government Accounts on an annual basis (T + 6 months) has shortened been cut
- A cooperation agreement with the Civil Registration Agency (CRA) has been prepared and signed for transport data
- In order to meet the different requirements of users, international trade data has been placed on the new Px-Web into ASKDATA. Compared to 2016, ITS production time has been shortened on a monthly basis in t + 27 days.
- In 2018 KAS has established the working group and has developed important activities for the preparatory phase for the Population and Housing Census project 2021.
- In 2018 KAS has established a working group including other relevant institutions (ARC, IKSPKH, MH, MIA, MLSW, religious institutions) in order to report the data of vital statistics (births and deaths) in line with international standards, and work will continue in 2019.
- Shortening the timeframe for the Labour Force Survey on an annual basis (t + 135 days) as well as on a quarterly basis, as well as shortening the production time from Q3 2017 to (t + 73 days). Also the shortening of timeframe has been achieved in the publication of Social Welfare Statistics in (t + 93 days)
- The Agriculture Holdings Survey sampling is designed by using the data from Agriculture Census 2014, updated with AHS 2015 data; AHS 2016; AHS 2017 and 2018. This is in line with the Eurostat methodology and definitions.
- The deadline for the publication of LFS results for 68 days has been shortened compared to 2017. Also, the publication timeframe has been shortened for the publication of Economic Accounts for Agriculture for 17 days compared to 2017.
- Based on the data of Agriculture Census 2014, during 2018, the other special thematic publication "Vineyard in Republic of Kosovo 2014" was prepared in draft form.
- The estimation of the total population size for 2017 has been carried out. The estimation was done at the level of municipalities and was published in June 2018.
- During 2018, thanks to the cooperation agreement with the Kosovo Police, tourism statistics were produced.
- The IT field has made progress by setting numerous statistical data on the new KAS website on the NET platform. IT has increased security against possible cyber attacks, as well as further development of ASKDATA online platform.
- Completed in full compliance with the foreseen international "Peer Review 2017". The "Peer Review 2017" report was published on the KAS and Eurostat website; KAS has also prepared an Action Plan for the implementation of recommendations given in this Report.
- Prepared by KAS, and approved by the Government of Kosovo, the 5-year programme of official statistics 2018-2022.

3. BUDGET

During 2018, as in previous years, KAS had a small budget and not according to the needs and requirements of KAS towards the decision-making institutions of the Republic of Kosovo. During this period, international institutions have assisted KAS by funding many projects and pilot projects. In the total budget of KAS for 2018, KAS has managed to realize about 94.24% of its budget plan. It is known that the budget component is decisive for the advancement of Kosovo official statistics and their approximation with the statistics of the countries of the EU.

From all funds available to KAS in the year of 2018, distribution and allocation are as follows:

Table: 3.1: Allocation and realization of funds

Economic category	Initial budget 2018	Final budget 2018	BK-Budget realized 2018	In %
Wages and Salaries	1,039,238.84	930,624.56	930,621.56	100
Goods and Services	422,960.00	422,960.00	347,006.65	82.04
Utilities	21,875.00	18,616.62	15,577.06	83.67
Total	1,484,073.84	1,372,198.18	1,293,205.27	94.24

As seen in the table above, the budget realized is about 94.24%. Additional budget requests have been prepared and sent for the purpose of expanding research activities for 2018. For 2018, there has been an increase in the budget in the economic category of Wages and Salaries.

In the category of Goods and Services, according to the Kosovo Budget, the allocation of budget funds to support statistical products is presented in Table 2, as follows:

Table: 3.2. Expenditures (Category of Goods and Services) by departments in 2018

Departments	DESNA	DSS	DAES	DMIT	DCS	DA	DCCKK	Total
Amount spent	60,613.41	76,365.98	58,421.30	80,446.97	6,095.10	64,792.68	271.20	347,006.65
%	14.47	22.01	16.84	23.18	1.76	18.67	0.08	100

In the category of Goods and Services, the budget has been mainly spent on the realization of various statistical surveys:

Table: 3.2. Expenditures for activities taking place on an annual basis:

Research / Surveys	Amount in EUR
Labor Force Survey, spent	65,419.36
Agriculture Holdings Survey, spent	51,386.47
Survey for updating the business statistics register	25,643.25
Update of Enumeration Areas	59,808.00
Anketa per Energji, Turizem dhe Tregti me pakice	19,704.69
Other surveys (SBS, Prodcum, Wastes, Livestock, Labor Cost)	20,803.47
Printing of conducted survey forms	13,577.03
For official trips (small expenses) are spent	2,049.20

As can be seen, about 73,87% of the KAS budget is the realization of surveys for statistical research.

During 2018, KAS has received financial support from various donors such as IPA, World Bank, Swedish SIDA, IMCPD, etc..

The amount of funds from donations in 2018 was 519,220.43 €, of which 310,497.84 is realized.

Description	Amount
Organizing workshops for finalizing statistical reports	178,521.73
Goods and services: Surveys, printing of forms, IT equipment, other expenses	122,526.11
Capital: Equipment over 1000 Euros	9,450.00

Pilot projects from IPA, and some other projects, are funded entirely by donors.

KAS's budget share in Kosovo's total budget for 2018 was 0.07%.

During the procurement process, by applying the Kosovo Public Procurement Law and the KPA Public Procurement Plan, all requests from respective departments in KAS were completed. Also, a number of other specifications have been processed, such as: supplies, services and other activities according to procurement responsibility.

Based on the Law on Civil Service, the regulations for the implementation of this Law and the respective Administrative Instructions, the following activities were undertaken: recruitment and selection of competitive candidates has been made; the data entry from the personal file into the SIMBN system; submission of individual plan of civil servants in KAS according to MTEF 2017-2019; evaluation of the results at work of KAS civil servants; monitoring attendance at work, etc.

According to the legal procedures in force, the management and maintenance of vehicles, KAS assets, archives, property alienation according to terms of use have been done.

For 2018, we still do not have a report or draft report of the National Audit Office and the Office of Internal Audit of OPM. KAS, compared to previous years, has made significant improvements in this regard.

4. CHALLENGES

In 2018 KAS faced various difficulties, such as: the aspect of the necessary physical infrastructure, lack of budget for the realization and expansion of new research.

- Implementation of the Programme of Official Statistics 2018-2022 (POS);
- Implementation of the National Plan for SAA in the field of statistics;
- Providing indicators, i.e. monitoring the SEE 2020 strategy and SDG;
- Continuous improvement of statistical data;
- Creating a unique statistical IT system;
- Implementation of the PAF (Performance Assessment Framework) for some indicators;
- The data source framework is still insufficient
- Harmonization of statistics between KAS and ministries that are producing statistics;
- Providing sufficient budget for the implementation of the Census Project 2021.
- Implementation of pilot projects IPA 2014 and IPA 2015 and projects with other donors.

ANNEX 1. Data on employees in the Kosovo Civil Service at the Kosovo Agency of Statistics, December 2018

Tab. Number of KAS employees at the end of 2018

Total	Qualifying structure				Ethnic structure									Gender structure	
	Faculsty	Secondary not tertiary	Secondary	Primary	a	s	b	t	g	a	e	r	other	M	F
154	118	17	19	0	139	10	2	2	1	0	0	0	0	72	82

Legend:

Ethnic structure, abbreviations: a - albanian; s - serb; b - bosniak; t – turkish; g - gorani; ash - ashkali; e - egyptian; r - roma; o - other; m – male; f - female.

ANNEX 2. Publication Calendar

Publication Calendar 2018		
January		
12 January 2018	Harmonized Index of Consumer Prices	(December 2017)
24 January 2018	Kosovo International Trade Statistics	(December 2017)
25 January 2018	Results of the Survey on the Use of Information and Communication Technology	2017
30 January 2018	Statistical Repertoire of Economic Enterprises in Kosovo	Q4/2017
30 January 2018	Transport Statistics	Q4/2017
31 January 2018	Quarterly Bulletin	(Q4 - 2017)
February		
09 February 2018	Output Price Index and Prices in Agriculture	Q4/ 2017
14 February 2018	Input Price Index and Prices in Agriculture	Q4/2017
14 February 2018	Energy Balance in Kosovo	Q4/2017
16 February 2018	Harmonized Index of Consumer Prices	(January 2018)
23 February 2018	Output Price Index and Prices in Agriculture	2015-2017
27 February 2018	Kosovo International Trade Statistics	(January 2018)
28 February 2018	Input Price Index and Prices in Agriculture	2015-2017
March		
07 March 2018	Hotel Statistics	Q4/2017
07 March 2018	Import Price Index	Q4/2017
09 March 2018	Producer Price Index	Q4/2017
12 March 2018	Construction Cost Index	Q4/2017
12 March 2018	Harmonized Index of Consumer Prices	(February 2018)
19 March 2018	Results of the Labor Force Survey	Q4/2017
20 March 2018	KAS Catalogue of Publications	2017
20 March 2018	Short-term Industry Statistics	Q4/2017
21 March 2018	Short-term Retail Trade Statistics	Q4/2017
23 March 2018	Kosovo International Trade Statistics	(February 2018)
29 March 2018	Water Statistics in Kosovo	2016/2017

April

02 April 2018	Results of the Labour Force Survey	2017
03 April 2018	Social Welfare Statistics	2017
4 April 2018	GDP by expenditure and production approach	Q4/2017
10 April 2018	Harmonized Index of Consumer Prices	(March 2018)
18 April 2018	Government Accounts	Q4/2017
24 April 2018	Kosovo International Trade Statistics	(March 2018)
30 April 2018	Transport Statistics	Q1/2018
30 April 2018	Statistical Repertoire of Economic Enterprises in Kosovo	Q1/2018
30 April 2018	Quarterly Bulletin	Q1/2018

May

10 May 2018	Output Price Index and Prices in Agriculture	Q1/2018
11 May 2018	Harmonized Index of Consumer Prices	(April 2018)
15 May 2018	Input Price Index and Prices in Agriculture	Q1 /2018
17 May 2018	Energy Balance in Kosovo	Q1/2018
24 May 2018	Kosovo International Trade Statistics	(April 2018)

June

01 June 2018	Harmonized Index of Consumer Prices	2017
05 June 2018	Kosovo International Trade Statistics	2017
05 June 2018	Hotel Statistics	Q1/2018
05 June 2018	Import Price Index	Q1/2018
06 June 2018	Government Accounts	2017
08 June 2018	Producer Price Index	Q1/2018
11 June 2018	Construction Cost Index	Q1/2018
12 June 2018	Household Budget Survey	2017
12 June 2018	Harmonized Index of Consumer Prices	(May 2018)
18 June 2018	Education Statistics	2017/2018
18 June 2018	Birth Statistics	2017
18 June 2018	Results of the Labor Force Survey	Q1/2018
20 June 2018	Short-term retail trade statistics	Q1/2018
22 June 2018	Government Accounts	Q1/2018
22 June 2018	Kosovo International Trade Statistics	(Maj 2018)
27 June 2018	Statistics of jurisprudence for juveniles	2017
28 June 2018	Population Estimation	2017

28 June 2018	GDP by expenditure and production approach	Q1/2018
29 June 2018	Statistical Yearbook	2017
29 June 2018	Short-term Industry Statistics	Q1/2018
29 June 2018	Death Statistics	2017
29 June 2018	Publication of Survey Results of Agricultural Holdings	2017
29 June 2018	Energy Balance in Kosovo	2017
July		
11 July 2018	Harmonized Index of Consumer Prices	(June 2018)
12 July 2018	Marriage Statistics	2017
24 July 2018	Kosovo International Trade Statistics	(June 2018)
27 July 2018	Divorce Statistics	2017
31 July 2018	Quarterly Bulletin	Q2/2018
31 July 2018	Statistical Repertoire of Economic Enterprises in Kosovo	Q2/2018
31 July 2018	Transport Statistics	Q2/2018
August		
09 August 2018	Output Price Index and Prices in Agriculture	Q2/2018
10 August 2018	Harmonized Index of Consumer Prices	(July 2018)
13 August 2018	Input Price Index and Prices in Agriculture	Q2/2018
15 August 2018	Energy Balance in Kosovo	Q2/2018
24 August 2018	Kosovo International Trade Statistics	(July 2018)
September		
03 September 2018	Statistics of jurisprudence for adult persons	2017
04 September 2018	Import Price Index	Q2/2018
05 September 2018	Hotel Statistics	Q2/2018
06 September 2018	Producer Price Index	Q2/2018
10 September 2018	Construction Cost Index	Q2/2018
11 September 2018	Harmonized Index of Consumer Prices	(August 2018)
13 September 2018	Government Accounts	Q2/2018
17 September 2018	Results of the Labor Force Survey	Q2/2018
18 September 2018	Short-term Industry Statistics	Q2-2018
19 September 2018	Short-term Retail Trade Statistics	Q2 - 2018
20 September 2018	Gross Domestic Product (GDP) – by production approach	2017
20 September 2018	Gross Domestic Product (GDP) – by expenditure approach	2017

24 September 2018	Kosovo International Trade Statistics	(August 2018)
28 September 2018	Kosovo in Figures	2017
28 September 2018	GDP by expenditure and production approach	Q2/2018
October		
11 October 2018	Harmonized Index of Consumer Prices	(September 2018)
15 October 2018	Causes of Death Statistics	2014/2015
17 October 2018	Culture Statistics	2017
19 October 2018	Economic Accounts for Agriculture	2016
24 October 2018	Kosovo International Trade Statistics	(September 2018)
30 October 2018	Transport Statistics	Q3/2018
30 October 2018	Statistical Repertoire of Economic Enterprises in Kosovo	Q3/2018
30 October 2018	Waste Treatment Survey	2017
31 October 2018	Quarterly Bulletin	Q3 - 2018
November		
06 November 2018	Health Statistics	2017
08 November 2018	Output Price Index and Prices in Agriculture	Q3/2018
12 November 2018	Harmonized Index of Consumer Prices	(October 2018)
13 November 2018	Input Price Index and Prices in Agriculture	Q3-2018
15 November 2018	Energy Balance in Kosovo	Q3/2018
23 November 2018	Kosovo International Trade Statistics	(October 2018)
29 November 2018	Municipal Waste Survey	2017
30 November 2018	KAS Publishing Calendar	2017
December		
04 December 2018	Results of the Enterprise Structural Survey	2017
05 December 2018	Hotel Statistics	Q3/2018
05 December 2018	Import Price Index	Q3/2018
06 December 2018	Producer Price Index	Q3/2018
08 December 2018	Results of the PRODCOM Survey	2017
10 December 2018	Construction Cost Index	Q3/2018
11 December 2018	Harmonized Index of Consumer Prices	(November 2018)
14 December 2018	Government Accounts	Q3/2018
14 December 2018	Gender Statistics	2017
14 December 2018	Sports Statistics	2017

17 December 2018	Results of the Labour Force Survey	Q3/2018
18 December 2018	KAS Leaflet	2017
18 December 2018	Short-term Industry Statistics	Q3/2018
19 December 2018	Short-term retail trade statistics	Q3/2018
21 December 2018	KAS Calendar	2017
24 December 2018	Kosovo International Trade Statistics	(November 2018)
28 December 2018	GDP by expenditure and production approach	Q3/2018
28 December 2018	Industrial Waste Survey	2017

