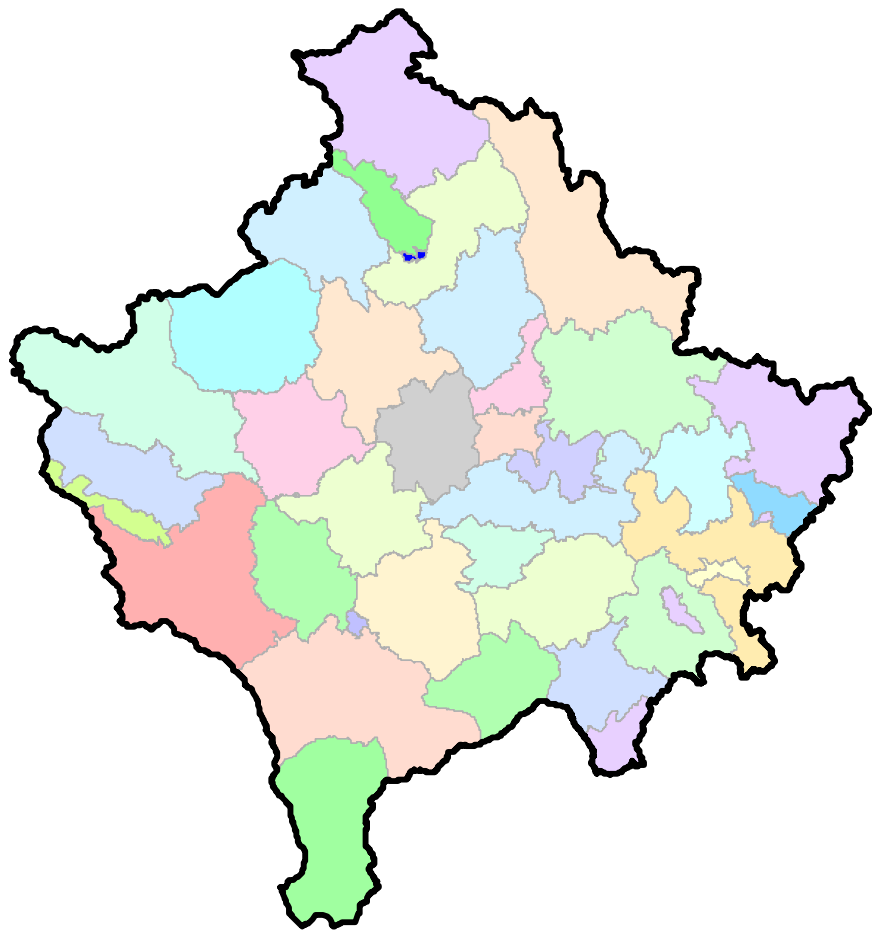




Republika e Kosovës  
Republika Kosova-Republic of Kosovo  
*Qeveria - Vlada - Government*  
Zyra e Kryeministrit -Ured Premijera -Office of the Prime Minister  
*Agjencia e Statistikave të Kosovës - Agencija za Statistike Kosova - Kosovo Agency of Statistics*

## Series 3: Economic Statistics

### Hotel Statistics Q3 2018



AGJENCIA E STATISTIKAVE TË KOSOVËS  
AGENCIJA ZA STATISTIKE KOSOVA  
KOSOVO AGENCY OF STATISTICS

## Foreword

The Kosovo Agency of Statistics (KAS) has prepared the publication of the results of the Hotel Statistics in the period Q3 2018.

The survey on Hotel Statistics for the first time started in 2008, while the publication of these data started in 2009 on a regular quarterly basis in accordance with the Statistical Programme of KAS. The results of this research show the progress in the hotel activity in Kosovo.

Based on continued demand from various internal and external users of data and statistical information, as well as Eurostat recommendations and manuals on the indicators for hotel statistics, here we have introduced information of interest.

This publication will serve as a useful reference point for all users of KAS statistical data and as useful and relevant economic information for Kosovo.

Proposals, suggestions and feedback can be sent to email address:  
[economic@ks-gov.net](mailto:economic@ks-gov.net).

Publication was prepared by:

Ilir T.Berisha – Director of the Department  
Ismail Sahiti – Head of Division of Economic Statistics  
Sulltane Gashi – Senior Officer  
Bekim Bojku – Senior Officer  
Violeta Sylja – Officer  
Ahmet Cakolli – Design Officer

December, 2018

Chief Executive Officer, KAS  
Mr. Isa Krasniqi

## List of symbols and abbreviations

KAS	-	Kosovo Agency of Statistics
MTI	-	Ministry of Trade and Industry
Q <sub>1</sub>	-	First quarter
Q <sub>2</sub>	-	Second quarter
Q <sub>3</sub>	-	Third quarter
Q <sub>4</sub>	-	Fourth quarter
:	-	Data are not available
-	-	Not applicable
%	-	Percentage

## List of contents

	Page
<b>1 Objective, coverage and definitions.....</b>	<b>4</b>
1.1. <i>Objective</i> .....	4
1.2. <i>Coverage</i> .....	4
1.3. <i>Definitions</i> .....	4
<b>2 Hotel capacity.....</b>	<b>5</b>
2.1. <i>Methodology and scope of the survey</i> .....	5
2.2. <i>Sampling frame and selection</i> .....	5
2.3. <i>Response rate and survey data at the country level</i> .....	5
2.4. <i>Local visitors and their nights of stay</i> .....	8
2.5. <i>Foreign visitors and their nights of stay</i> .....	9
2.6. <i>Local and foreign visitors and their nights of stay</i> .....	11
<b>3 Holidays and trips of the residents of the Republic of Kosovo.....</b>	<b>16</b>
3.1. <i>Development and the scope of the survey</i> .....	16
3.2. <i>Trips and the nights of stay of the residents of the Republic of Kosovo inside and outside the country</i> .....	17
3.3. <i>Daily trips of the residents of the Republic of Kosovo inside and outside the country</i> .....	18
<b>4 Annex – Tourist turnover and the border crossings.....</b>	<b>19</b>
4.1. <i>Overall information</i> .....	19

## **1 Objective, coverage and definitions**

### **1.1. Objective**

The main objective of the research regarding the hotel statistics is to highlight the tendency of development of this economic activity in Kosovo. Statistical data of this publication present the trends in quarterly periods regarding this sector. These economic indicators enable the comparability of the data at the international level, taking into account the European standards for quarterly statistics.

### **1.2. Coverage**

The data used for this publication are obtained from surveys conducted in the framework of this research, and they are: hotel survey where data are collected from hotels and other accommodation units, tourism survey "Holidays and trips" where data are collected from households, and survey "Tourist turnover at the border crossings" where data are administrative and are obtained by Kosovo Police.

The data of the hotels used for publication (on a quarterly and annual basis) are from 2010 until Q3 2018, data from the Kosovo Police (on a monthly and annual basis) are from 2017 and the data on Tourism are from households and are from 2017 (in quarterly base).

### **1.3. Definitions**

#### **Hotel**

Hotel unit is an enterprise, which in business register is registered in hotel activity. Hotel units under the private businesses are included in this group. Depending on the services, these units are divided into hotels, motels, etc.

#### **Tourism**

Tourism comprises the activities of persons traveling to and staying in places different from their place of ordinary residence for a period not longer than one calendar year and the purpose of this trip is leisure, business or other.

#### **Visitor**

Visitor is a person who spends at least one night in a hotel in the place he/she visits. For the purposes of tourism statistics, the term "visitor" represents a "person" who travels to a country other than the country he/she resides, for a period less than 12 months. The person can be local or foreign.

Local visitor is a person with permanent residence in Kosovo, but that stays for at least one night in a different place within Kosovo.

Foreign visitor is considered a person with permanent residence outside Kosovo, but who stays temporarily in Kosovo for at least one night.

#### **Night of stay**

A visitor who spends a night in a hotel facility is known as night of stay in our research.

## **2 Hotel capacity**

### **2.1. Methodology and scope of the survey**

The hotel survey is conducted on a quarterly basis throughout the territory of Kosovo. Data are obtained from hotels and other accommodation units classified in hotel and tourism activity according to NACE Rev.2. The data are collected through the regional statistical offices (total of 7) through direct contact with reporting units and via email.

Based on the Statistical Programme of KAS, the following data are obtained: data on the number of hotels, number of employees, placement capacities (rooms, beds), the number of visitors and nights of stay by month as well as data for foreign visitors by country of origin.

### **2.2. Sampling frame and selection**

The Register of the Kosovo Hotel Capacity realized in 2016 is used as a sampling frame for the establishment of a hotel sampling (Table 1 and 2). This register contains 453 units which operate hotel activity in the territory of Kosovo, of which 44% are hotels and 40% are motels, while 16% comprise other types of accommodation units. The capacities of these total units at country level are 6,806 rooms and 10,710 beds.

The sampling for 2018 for the hotel survey contains 232 accommodation units divided by region. The largest number of accommodation units in the sampling has the Prishtina region with 74 units, then Peja with 54 units, Prizren 32, and so on (Table 3).

### **2.3. Response rate and survey data at the country level**

In the third quarter of 2018 (Q3 2018) the response rate in this survey was 80% (Table 3).

Starting from the publication Q1 2018, the hotel data will be published at the country level. In order to compare the data of 2018 with the two previous years 2017 and 2016 and in order to obtain results at country level, we have increased by weight the data for these two years (2017 and 2016).

**Table 1. Hotel capacities in Kosovo by type of accommodation**

Type of accommodation unit	Unit	Rooms	Beds
Hotel	201	4.195	6.819
Motel	179	2.142	2.861
Guesthouse	9	39	79
Hostel	9	43	171
Apartment	15	25	32
Bungalow	40	362	748
<b>Total</b>	<b>453</b>	<b>6.806</b>	<b>10.710</b>

**Table 2. Hotel capacities in Kosovo by region**

ID	Region	Accommodation unit	Rooms	Beds
1	Gjakova	29	380	541
2	Gjilani	33	431	647
3	Mitrovica	27	442	692
4	Peja	85	1.119	2.106
5	Prizreni	74	1.101	2.271
6	Prishtina	143	2.553	3.432
7	Ferizaji	62	780	1.021
	<b>Total</b>	<b>453</b>	<b>6.806</b>	<b>10.710</b>

**Table 3. Number of units in the sampling, sampling frame and number of responses in the period Q3 2018**

ID	Region	Sampling frame (unit)	Sampling (unit)	Number of respondents in Q3 2018
1	Gjakovë	29	12	7
2	Gjilan	33	21	20
3	Mitrovicë	27	19	12
4	Pejë	85	54	41
5	Prizren	74	32	29
6	Prishtinë	143	74	70
7	Ferizaj	62	20	18
	<b>Total</b>	<b>453</b>	<b>232</b>	<b>198</b>

**Table 4. Kosovo hotel capacity used surveyed by percentage (%)**

Period / Region	Gjakova	Gjilani	Mitrovica	Peja	Prizreni	Prishtina	Ferizaji	Total in %
Q1/2010	1,77	3,39	2,65	4,73	2,10	14,64	9,69	8,51
Q2/2010	2,28	1,96	2,96	5,10	3,74	19,32	9,09	10,71
Q3/2010	2,35	3,36	3,62	6,62	5,03	11,01	7,83	7,58
Q4/2010	1,58	2,64	2,63	5,62	6,80	10,25	7,67	7,20
Q1/2011	0,48	2,79	2,66	1,80	1,99	12,04	6,61	6,62
Q2/2011	2,49	3,21	2,15	5,56	5,04	16,94	5,04	9,61
Q3/2011	2,78	5,50	3,01	4,29	3,79	10,49	6,90	6,93
Q4/2011	1,21	3,16	2,61	4,71	2,51	13,72	5,26	7,72
Q1/2012	1,04	2,10	2,87	3,78	1,88	10,57	5,65	6,15
Q2/2012	2,25	3,68	2,47	12,47	4,12	14,35	23,76	10,93
Q3/2012	2,50	3,73	2,86	5,44	5,00	21,43	5,94	11,66
Q4/2012	2,56	3,40	2,94	3,83	4,28	21,51	4,61	11,26
Q1 2013	2,28	2,54	2,83	3,77	2,54	16,84	4,99	8,98
Q2 2013	1,55	2,82	2,69	3,32	4,86	16,27	5,45	9,00
Q3 2013	1,63	2,34	2,85	11,04	7,92	15,98	4,87	10,21
Q4 2013	1,64	3,48	2,99	3,77	4,57	18,43	12,58	10,64
Q1/2014	2,32	2,24	2,22	2,60	5,00	16,90	5,46	9,19
Q2/2014	2,32	2,49	2,49	12,43	5,88	20,59	3,41	11,95
Q3/2014	4,30	3,34	2,65	12,95	6,12	20,46	2,96	12,17
Q4/2014	3,78	1,73	2,30	14,48	4,29	17,21	2,10	10,48
Q1/2015	3,71	2,74	4,60	24,45	3,13	28,47	5,23	15,20
Q2/2015	4,44	3,85	3,88	12,41	8,90	26,85	8,43	15,70
Q3/2015	5,44	4,51	6,53	24,33	11,67	25,05	4,93	17,07
Q4/2015	4,64	2,41	2,97	9,04	6,92	27,51	6,21	14,43
Q1/2016	2,84	3,59	5,78	11,22	6,54	28,60	2,76	14,58
Q2/2016	6,30	5,08	4,52	11,04	8,19	26,32	7,89	14,18
Q3/2016	6,53	6,86	5,29	22,63	11,03	25,26	3,74	16,31
Q4/2016	5,39	2,43	4,00	9,17	5,36	17,52	4,38	10,11
Q1/2017	3,48	1,78	4,26	14,68	7,78	16,04	2,72	11,58
Q 2/2017	7,36	2,99	8,97	10,45	7,22	16,54	3,24	11,36
Q3/2017	11,46	4,87	9,88	14,91	10,26	14,83	2,84	12,71
Q4/2017	3,50	5,12	9,22	9,26	13,42	15,52	5,00	11,54
Q1/2018	9,62	3,56	7,25	17,33	7,91	17,57	5,23	12,38
Q2/2018	9,70	5,01	6,09	16,95	10,46	12,38	5,69	11,25
Q3/2018	13,98	7,55	9,80	22,05	9,96	16,37	5,37	16,15

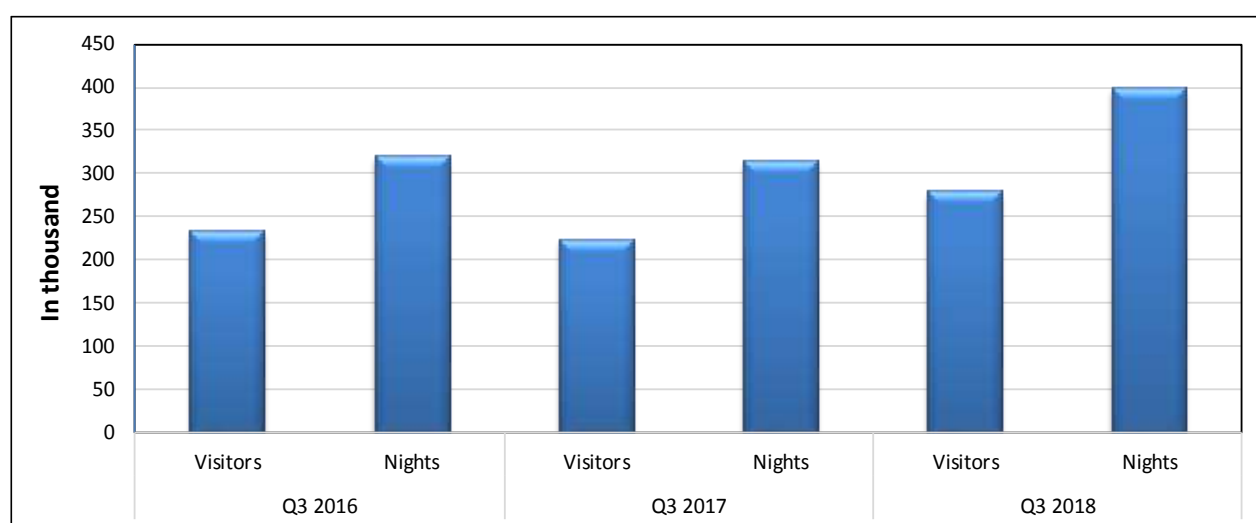
According to the survey, the capacity used at the country level is 16.15%; for more see Table 4 which presents the use of hotel capacities in Kosovo at country level by region.



**QUARTERLY DATA (at country level)****2.4. Local visitors and their nights of stay****Table 5. Number of local visitors and their nights of stay by region in the period Q3 of the years 2016 – 2018**

ID	Region	Q3 2016		Q3 2017		Q3 2018	
		Visitors	Nights	Visitors	Nights	Visitors	Nights
1	Gjakovë	1.808	2.347	1.110	2.608	775	1.013
2	Gjilan	1.538	2.308	1.056	1.160	1.754	2.572
3	Mitrovicë	1.488	1.620	1.840	2.576	3.282	3.327
4	Pejë	6.408	9.813	9.174	13.937	9.777	14.994
5	Prizren	4.881	5.986	2.935	3.185	3.034	4.267
6	Prishtinë	6.004	8.335	4.887	6.458	5.352	7.690
7	Ferizaj	1.095	1.584	1.290	1.469	1.592	2.077
Gjithsej		23.220	31.993	22.292	31.392	27.885	39.834

In Q3 2018 the number of local visitors is 27 885, and the number of nights of stay is 39 834. The largest number of visitors has been observed in the region of Peja with 9 777 visitors and 14994 nights of stay.

**Graph 1. Movements (trends) of local visitors and their nights of stay in the period Q3 of the years 2016 – 2018**

## 2.5. Foreign visitors and their nights of stay

**Table 6. Number of foreign visitors and their nights of stay by region in the period Q3 of the years 2016 – 2018**

ID	Region	Q3 2016		Q3 2017		Q3 2018	
		Visitors	Nights	Visitors	Nights	Visitors	Nights
1	Gjakovë	3.885	7.079	4.550	8.639	3.485	5.948
2	Gjilan	1.137	2.738	1.058	1.960	1.135	1.925
3	Mitrovicë	1.067	1.108	1.456	1.708	2.607	2.914
4	Pejë	13.633	31.276	13.278	33.415	12.618	27.735
5	Prizren	10.701	15.789	9.148	14.196	12.195	16.544
6	Prishtinë	22.835	37.025	22.722	35.066	26.076	43.996
7	Ferizaj	1.484	2.056	1.688	1.700	2.176	2.967
Total		54.740	97.070	53.900	96.684	67.359	119.275

In Q3 2018, the number of foreign visitors is 67 359 whereas the number of their nights of stay is 119 275. The largest number of foreign visitors is concentrated in Prishtina, Prizren and so on.

**Graph 2. Number of foreign visitors and their nights of stay in the period Q3 of the years 2016 - 2018**



**Table 7: Number of foreign visitors and their nights of stay by country of origin in the period Q3 of the years 2016-2018**

Order No.	Country	Q3 2016		Q3 2017		Q3 2018	
		Visitors	Nights	Visitors	Nights	Visitors	Nights
1	Austria	3.159	4.773	2.137	3.657	1.990	3.442
2	Belgium	1.236	1.893	1.312	2.700	1.249	3.042
3	Bosnia and Herzegovina	940	1.445	602	1.107	1.218	1.776
4	Great Britain	2.087	3.881	1.622	3.348	2.473	4.159
5	France	1.330	2.294	1.436	2.673	1.607	2.622
6	Germany	5.725	10.705	7.857	12.905	7.131	12.741
7	Greece	359	776	269	472	885	4.198
8	Netherlands	722	1.559	1.107	2.552	1.312	2.564
9	Italy	1.521	2.712	1.655	3.240	2.090	3.629
10	Croatia	1.707	2.931	1.109	1.725	1.538	2.602
11	Montenegro	864	1.490	855	1.614	1.419	2.448
12	Macedonia	1.896	3.148	1.802	3.035	2.549	4.068
13	Poland	193	330	184	289	176	284
14	Serbia	1.875	2.924	1.780	2.925	2.498	4.088
15	US	4.728	9.007	3.669	7.609	4.878	8.628
16	Albania	7.858	12.448	7.084	10.450	11.632	18.082
17	Slovenia	1.814	3.749	2.363	4.429	2.122	4.398
18	Spain	88	144	165	249	308	1.078
19	Turkey	2.664	4.869	3.539	6.308	4.300	7.310
20	Switzerland	5.125	9.125	5.774	10.840	4.388	8.737
21	Other	8.850	16.867	7.582	14.559	11.595	19.380
	<b>Total</b>	<b>54.740</b>	<b>97.070</b>	<b>53.900</b>	<b>96.684</b>	<b>67.359</b>	<b>119.275</b>

Regarding the foreign visitors, the largest number is from Albania, Germany, USA, etc.

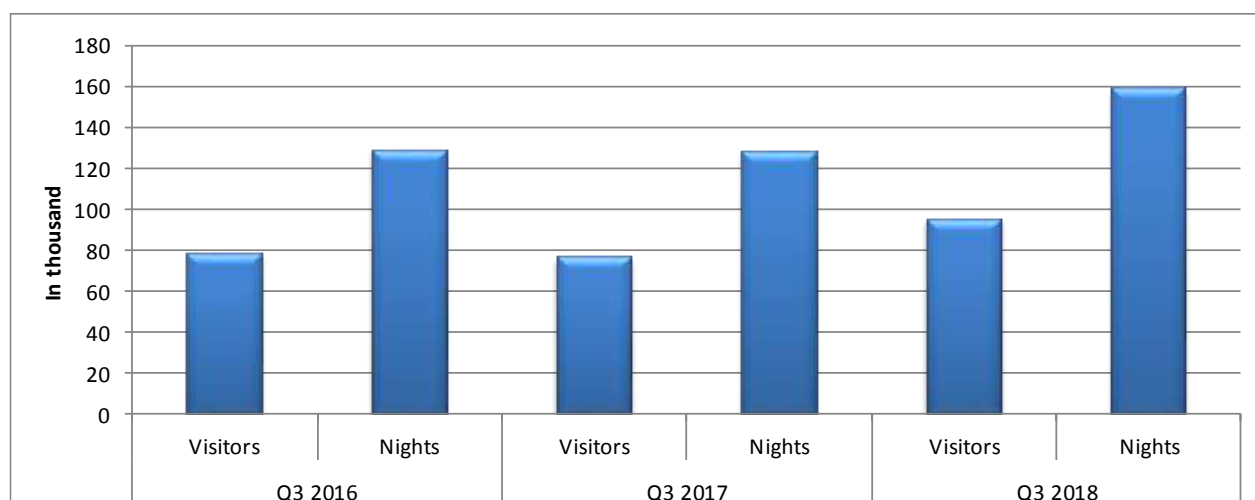
## 2.6. Local and foreign visitors and their nights of stay

**Table 8. Number of visitors and their nights of stay (local and foreign) by region in the period Q3 of the years 2016-2018**

ID number	Region	Q3 2016		Q3 2017		Q3 2018	
		Visitors	Nights	Visitors	Nights	Visitors	Nights
1	Gjakovë	5.693	9.426	5.660	11.247	4.260	6.960
2	Gjilan	2.674	5.047	2.114	3.120	2.889	4.497
3	Mitrovicë	2.555	2.728	3.296	4.284	5.889	6.241
4	Pejë	20.040	41.089	22.452	47.352	22.395	42.729
5	Prizren	15.582	21.775	12.083	17.381	15.229	20.811
6	Prishtinë	28.838	45.359	27.609	41.523	31.429	51.686
7	Ferizaj	2.579	3.640	2.978	3.169	3.768	5.044
<b>Total</b>		<b>77.961</b>	<b>129.063</b>	<b>76.192</b>	<b>128.075</b>	<b>95.244</b>	<b>159.110</b>

In the Q3 2018 the number of visitors is 95 244 of which 29.28% are local visitors and 70.72% are foreign visitors, while the number of nights of stay is 159 110, of which 25.04% by locals and 74.96% by foreigners. From Table 8 it is seen that in the third quarter of 2018 (Q3 208), the largest number of visitors and their nights of stay are in the region of Prishtina with 31 429 visitors and 51 686 nights of stay.

**Graph 3. Number of visitors and their nights of stay (local and foreign) in the period Q3 of the years 2016-2018**



**ANNUAL DATA (at survey level)**

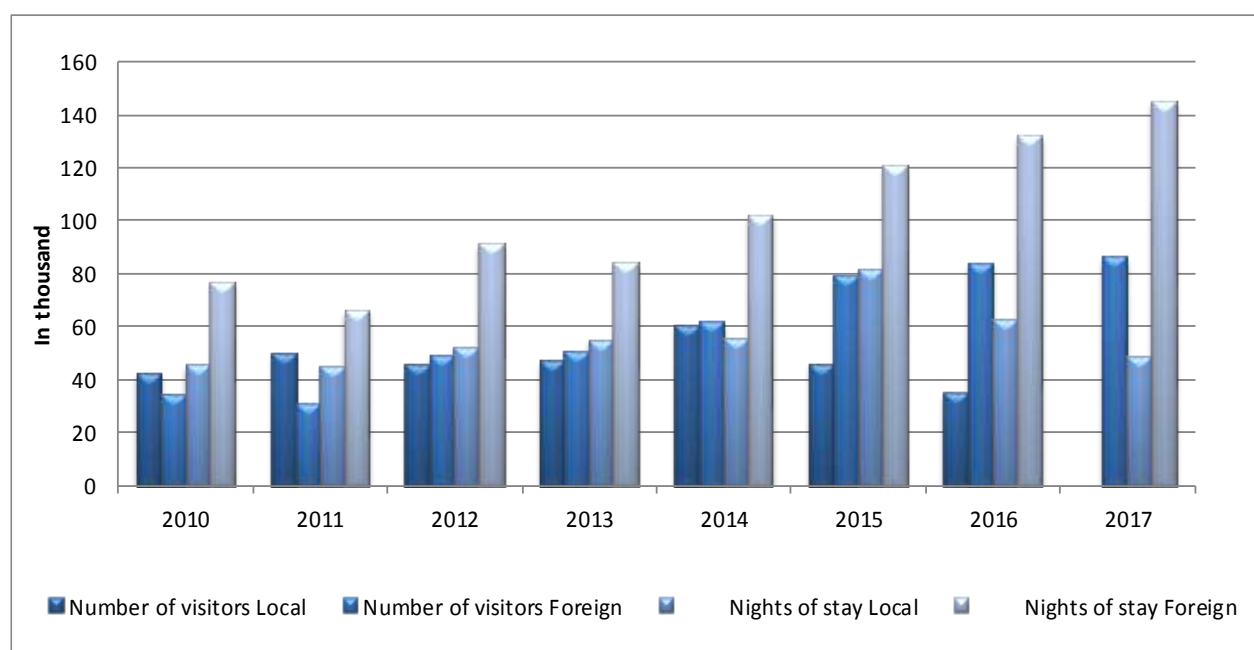
**Table 9. Number of visitors (local and foreign) and their nights of stay in the years 2010 - 2017**

Period	Number of visitors		Nights of stay	
	Local	Foreign	Local	Foreign
2010	44.662	34.382	45.123	76.394
2011	42.044	30.349	44.757	65.584
2012	49.973	48.790	52.008	90.968
2013	45.380	50.074	54.867	83.883
2014	46.477	61.313	55.274	102.066
2015	60.200	79.238	81.372	120.669
2016	45.579	83.710	62.211	131.785
2017	34.569	86.032	48.111	144.736

Table 9 shows the number of local and foreign visitors as well as the nights of stay for both local and foreign visitors during 2008-2017.

In 2017, the number of local visitors decreased by 24.16% compared to 2016 together with the number of their nights of stay down by 22.66%. The number of foreign visitors increased by 2.77% together with the number of their nights of stay increased by 9.83% compared to 2016.

**Graph 4. Number of visitors and their nights of stay by years 2010-2017**

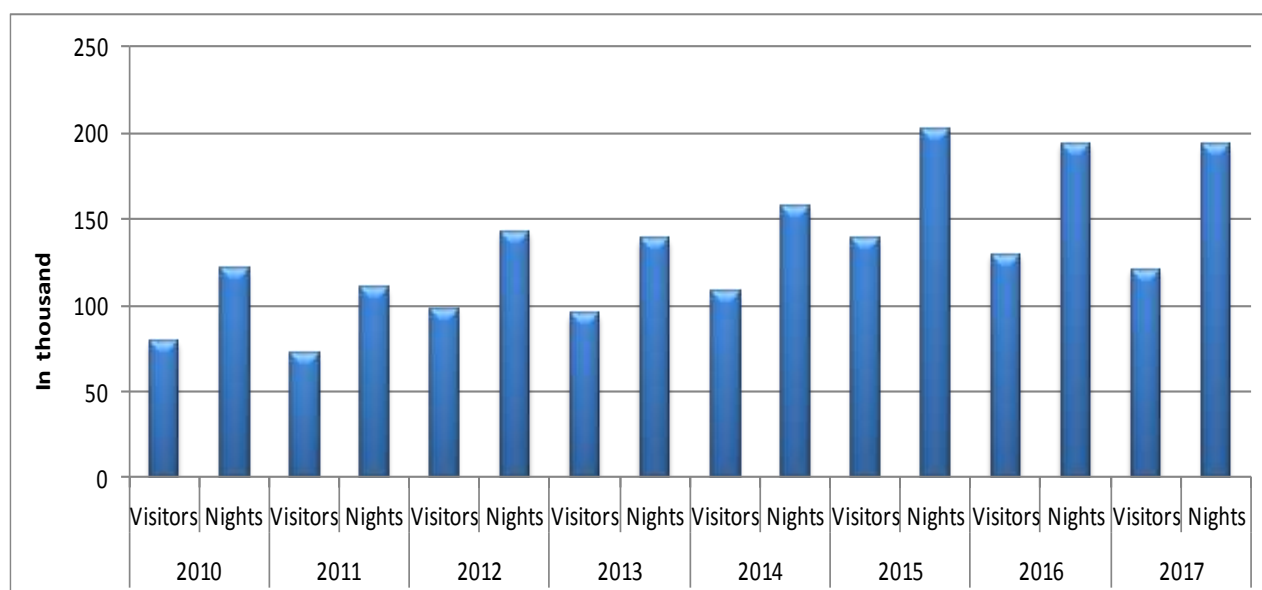


**Table 10. Number of visitors and their nights of stay (local and foreign) by region in the period 2010-2017**

ID. Region	Region	2010		2011		2012		2013		2014		2015		2016		2017	
		Visitors	Nights	Visitors	Nights	Visitors	Nights	Visitors	Nights	Visitors	Nights	Visitors	Nights	Visitors	Nights	Visitors	Nights
1	Gjakovë	2.031	2.324	1.640	2.030	1.597	2.434	1.517	2.072	2.062	3.736	2.269	5.224	4.373	7.486	3.738	6.421
2	Gjilan	1.976	2.400	2.251	3.101	1.937	2.731	1.718	2.364	1.552	2.081	1.635	2.142	2.410	3.898	2.812	4.558
3	Mitrovicë	2.894	3.289	2.646	2.890	2.875	3.088	2.915	3.147	2.631	2.689	2.247	2.434	2.445	2.626	3.587	4.012
4	Pejë	8.337	9.677	6.633	7.170	7.593	11.184	6.630	9.597	11.534	18.751	21.707	33.857	24.110	32.927	15.419	27.101
5	Prizren	4.663	9.210	5.434	6.946	6.212	7.962	8.109	10.360	8.615	11.144	16.316	21.396	16.479	21.482	18.358	31.472
6	Prishtinë	49.172	83.694	46.636	80.620	68.537	102.846	68.687	102.323	77.167	114.489	89.050	130.269	76.543	120.305	70.899	111.692
7	Ferizaj	9.972	10.923	7.153	7.584	10.012	12.731	5.878	8.887	4.229	4.450	6.214	6.719	2.929	5.272	5.788	7.591
Total		79.045	121.517	72.393	110.341	98.763	142.976	95.454	138.750	107.790	157.340	139.438	202.041	129.289	193.996	120.601	192.847

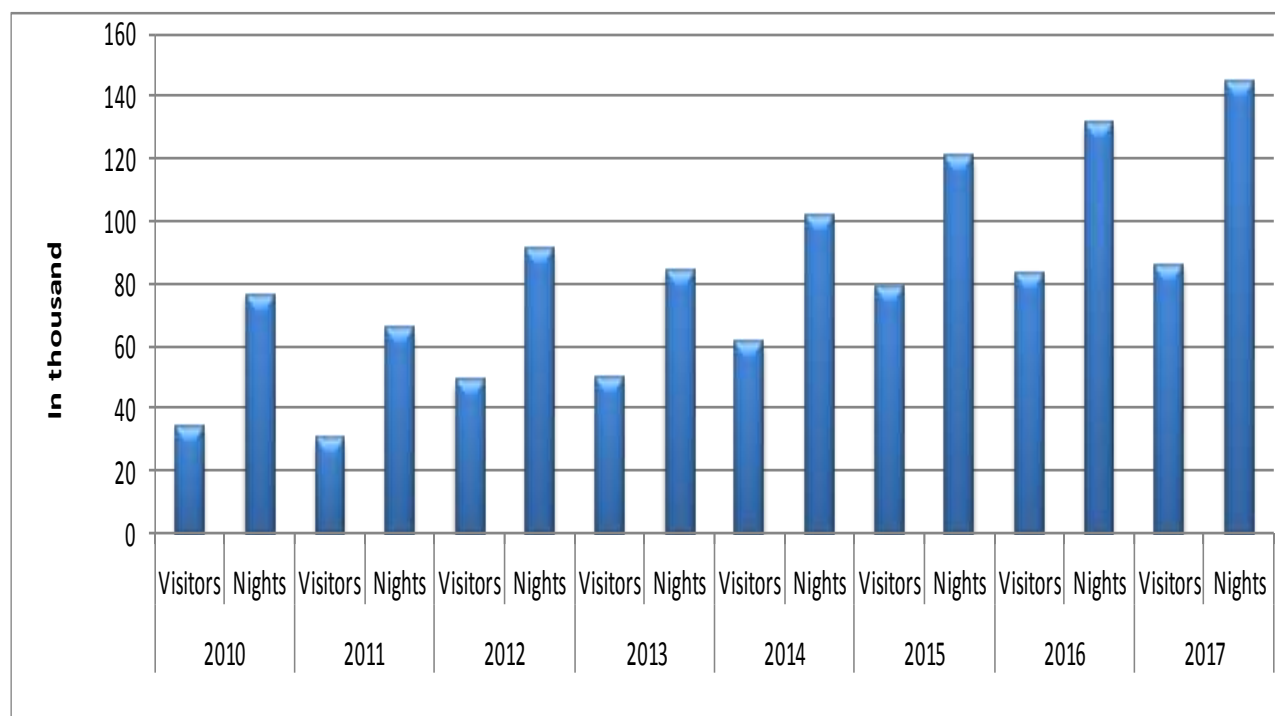
Table 10 shows the total number of visitors and their nights of stay in the regions of Kosovo during 2008 - 2017.

As shown in Table 3 with the largest number of visitors in 2017 leads the region of Prishtina with a total of 70 899 visitors, Prizren ranked second with 18 358 visitors, Peja ranked third with 15 419 visitors.

**Graph 5. Number of visitors and their nights of stay (local and foreign) in the period 2010-2017**

**Table 11. Number of foreign visitors and their nights of stay in the regions of Kosovo in the period 2010-2017**

ID. Region	Region	2010		2011		2012		2013		2014		2015		2016		2017	
		Visitors	Nights	Visitors	Nights	Visitors	Nights	Visitors	Nights	Visitors	Nights	Visitors	Nights	Visitors	Nights	Visitors	Nights
1	Gjakovë	734	1.032	647	980	739	1.512	547	1.062	1.003	2.389	1.267	3.836	2.345	4.516	2.450	4.960
2	Gjilan	779	1.203	755	1.546	886	1.594	737	1.198	794	1.222	712	1.109	1.109	1.973	1.239	2.130
3	Mitrovicë	827	1.222	4.458	813	557	647	616	692	532	532	385	414	646	745	953	1.089
4	Pejë	3.152	4.470	260	2.692	2.588	5.554	1.326	3.733	5.761	9.197	12.694	17.224	12.649	18.348	10.929	24.968
5	Prizren	2.334	6.846	20.832	4.066	2.695	4.369	3.799	5.521	3.520	5.694	9.779	13.947	9.101	13.044	8.792	13.942
6	Prishtinë	25.428	59.542	1.635	53.763	37.897	71.555	42.083	70.517	49.041	82.194	53.057	82.561	56.291	90.998	59.091	94.591
7	Ferizaj	1.128	2.079	1.762	1.724	3.428	5.737	966	1.160	662	837	1.344	1.578	1.569	2.161	2.578	3.056
Total		34.382	76.394	30.349	65.584	48.790	90.968	50.074	83.883	61.313	102.066	79.238	120.669	83.710	131.785	86.032	144.736

**Graph 6. Number of foreign visitors and their nights of stay in the regions of Kosovo in the period 2010-2017**


**Table 12. Number of foreign visitors and their nights of stay by country of origin in the period 2010-2017**

Order No.	Country	2010		2011		2012		2013		2014		2015		2016		2017	
		Visitors	Nights	Visitors	Nights	Visitors	Nights	Visitors	Nights	Visitors	Nights	Visitors	Nights	Visitors	Nights	Visitors	Nights
1	Austria	451	680	500	1.320	233	1.107	566	1.226	1.727	3.240	3.365	4.312	3.799	5.483	3.006	4.875
2	Belgium	85	108	43	43	108	139	56	65	408	469	1.096	1.654	1.368	2.022	1.554	2.682
3	Bosnia and Herzegovina	269	393	212	390	136	549	429	775	289	522	1.097	1.649	1.384	2.005	1.337	2.384
4	Great Britain	1.296	2.571	1.251	2.539	289	4.071	1.916	3.623	2.044	4.018	2.377	4.183	2.784	4.671	2.674	4.559
5	France	423	601	301	409	151	875	989	1.537	1.085	1.793	1.711	2.850	1.909	2.934	2.170	3.670
6	Germany	2.941	8.413	2.750	8.730	716	6.279	4.259	6.497	5.003	8.254	6.194	9.888	7.236	11.814	8.594	15.145
7	Greece	114	155	37	63	13	287	243	396	238	591	622	1.116	672	1.308	791	2.460
8	Netherlands	993	342	278	505	99	850	78	111	179	296	856	1.406	1.260	2.324	1.383	2.695
9	Italy	1.512	2.320	1.938	2.595	175	6.365	3.704	5.280	2.061	3.873	2.409	3.939	2.542	3.807	2.660	4.644
10	Croatia	950	1.752	871	1.973	298	3.344	1.771	3.795	1.757	3.667	3.883	5.235	2.774	4.332	2.331	3.905
11	Montenegro	270	2.195	181	264	51	1.099	372	639	368	582	1.631	2.646	1.576	2.379	1.571	2.713
12	Macedonia	935	1.284	713	969	305	977	1.034	1.432	1.179	1.990	3.124	4.860	3.174	4.778	3.363	5.556
13	Poland	102	143	110	150	13	142	51	62	46	63	230	619	345	581	363	562
14	Serbia	558	705	515	708	195	1.074	725	1.418	1.303	2.340	2.609	4.210	3.113	4.544	3.271	4.986
15	US	1.867	4.925	1.628	3.676	624	7.670	5.302	9.315	5.283	10.037	6.065	9.331	6.165	10.483	5.576	9.716
16	Albania	4.152	4.540	4.050	4.733	1.436	6.395	7.778	10.515	9.262	12.942	17.206	23.872	15.082	20.518	15.147	21.975
17	Slovenia	1.166	2.017	1.707	4.120	461	7.085	1.467	4.627	1.881	5.088	3.111	5.289	3.212	5.843	3.642	6.879
18	Spain	14	18	28	40	6	84	39	58	24	26	266	581	185	285	197	333
19	Turkey	2.184	5.796	2.028	3.116	853	8.627	4.949	8.237	3.841	6.608	5.380	8.373	6.540	10.499	7.195	11.536
20	Switzerland	471	822	1.061	1.962	256	2.157	2.591	5.038	3.336	6.059	5.202	7.837	5.574	9.142	6.482	11.848
21	Other	13.629	36.614	10.147	27.279	6.265	31.792	11.755	19.237	19.999	29.608	10.804	16.819	13.016	22.033	12.725	21.613
<b>Total</b>		<b>34.382</b>	<b>76.394</b>	<b>30.349</b>	<b>65.584</b>	<b>48.790</b>	<b>90.968</b>	<b>50.074</b>	<b>83.883</b>	<b>61.313</b>	<b>102.066</b>	<b>79.238</b>	<b>120.669</b>	<b>83.710</b>	<b>131.785</b>	<b>86.032</b>	<b>144.736</b>



### 3 Holidays and trips of the residents of the Republic of Kosovo

#### 3.1. Development and the scope of the survey

Within the research of Hotel and Tourism data, the KAS has also conducted a survey in the households. This survey started in 2017 and below we will present its first results. The survey is called "Holidays and Trips of the residents of the Republic of Kosovo" and its purpose is to measure participation of the residents of the Republic of Kosovo in tourism, how much do the residents of Kosovo travel inside and outside the country together with the purpose of the travel.

The survey has been conducted in the entire territory of Kosovo. For its realization, a sampling selection included 800 households. The Statistical Register of the Kosovo Population has been used as a sampling frame. Part of the survey were all members of the household over the age of 15.

**Table 1. Number of households in a sampling, sampling frame and response rate by regions in 2017**

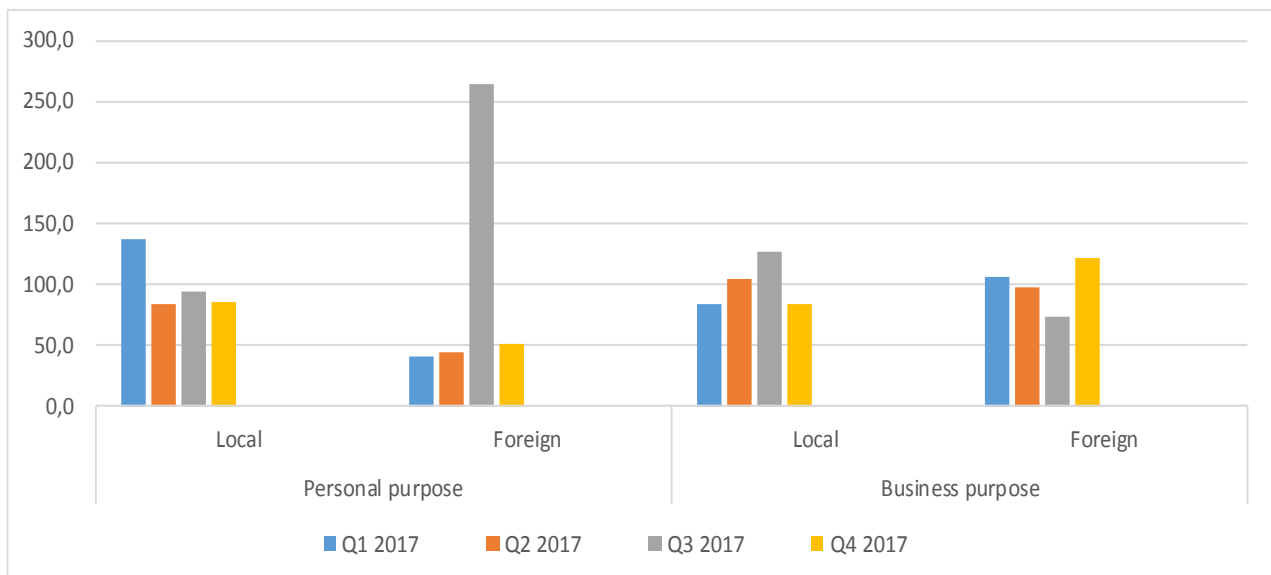
ID	Region	Sampling frame (number of households)	Sampling (number of households)	Average number of households that responded through quarters
1	Gjakova	461	100	85
2	Gjilani	540	100	79
3	Mitrovica	748	80	79
4	Peja	458	100	82
5	Prizreni	732	120	112
6	Prishtina	1.208	220	183
7	Ferizaj	479	80	75
<b>Total</b>		<b>4.626</b>	<b>800</b>	<b>694</b>

### 3.2. Trips and the nights of stay of the residents of the Republic of Kosovo inside and outside the country

**Table 2. Index of trips and nights of stay inside and outside the country in the period Q1 – Q4 2017 (2017 = 100)**

Period	Trips and nights of stay			
	Personal purpose		Business purpose	
	Local	Foreign	Local	Foreign
Q1 2017	136,3	41,4	84,2	106,1
Q2 2017	84,2	43,9	105,3	98,0
Q3 2017	94,5	264,1	126,3	73,5
Q4 2017	85,0	50,6	84,2	122,4

**Graph 1. Index of trips and nights of stay inside and outside the country in the period Q1 – Q4 2017 (2017=100)**

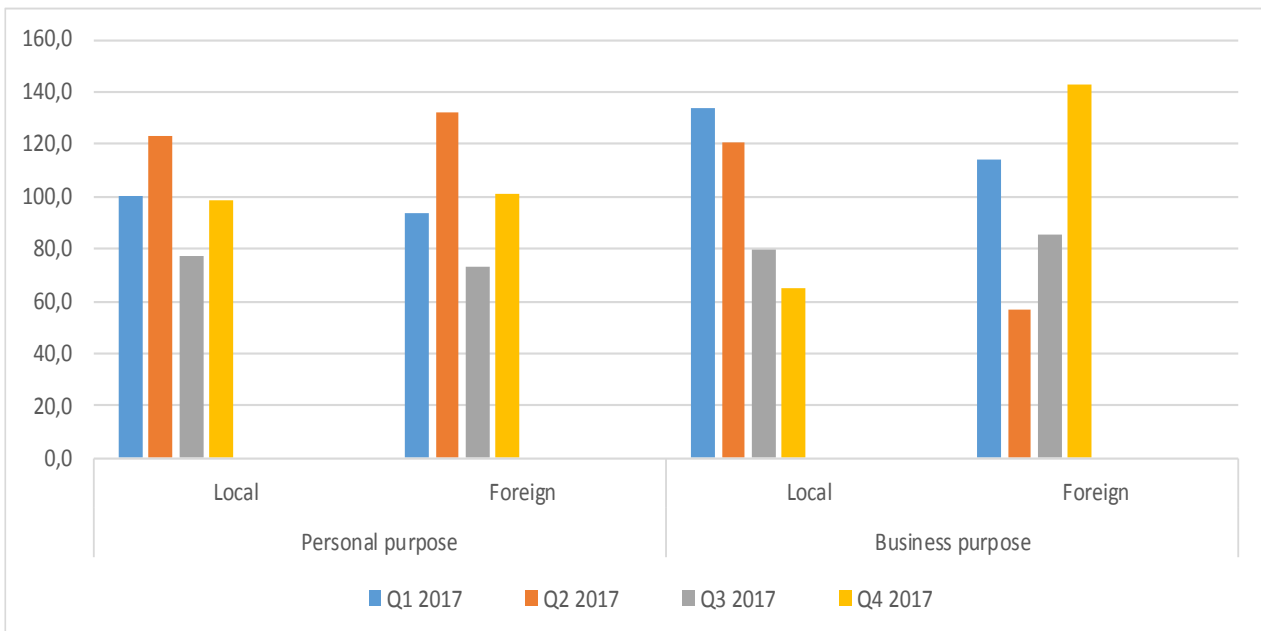


### 3.3. Daily trips of the residents of the Republic of Kosovo inside and outside the country

**Table 3. Index of daily trips inside and outside the country in the period Q1 – Q4 2017 (2017=100)**

Period	Daily trips			
	Personal purpose		Business purpose	
	Local	Foreign	Local	Foreign
Q1 2017	100,3	93,9	134,0	114,3
Q2 2017	123,2	132,1	120,9	57,1
Q3 2017	77,6	72,9	80,0	85,7
Q4 2017	99,0	101,1	65,1	142,9

**Graph 2. Index of daily trips inside and outside the country in the period Q1 – Q4 2017 (2017=100)**



## 4 Annex – Tourist turnover and the border crossings

### 4.1. Overall information

Part of the Hotel's publication are statistical data related to the number of foreign visitors registered at all border crossing points in the Republic of Kosovo. These data are administrative and the source of information is the Kosovo Police. KAS has started to collect these data from 2017 in order to create a basis for its regular collection and publication. The first data published are for the year of 2017 and, according to the Statistical Programme of KAS, their publication will be on an annual basis.

**Table 1: Number of foreign visitors by purpose of trip on a monthly basis in 2017**

Period	Purpose of trip						Total
	Holidays & daily visit	Visit friends and relatives	Business visit	Work	Transit	Other	
January 2017	2.350	158.546	5.216	1.368	11.142	47.136	225.758
February 2017	2.624	185.104	6.318	1.429	10.701	51.078	257.254
March 2017	2.998	231.553	8.447	1.235	12.856	60.949	318.038
April 2017	3.387	280.351	8.333	1.091	14.079	79.052	386.293
May 2017	2.603	272.627	8.316	1.157	15.901	72.444	373.048
June 2017	3.203	270.342	8.419	1.188	13.959	73.713	370.824
July 2017	6.732	405.015	8.676	1.104	20.275	116.624	558.426
August 2017	6.845	371.283	8.691	1.142	20.350	107.671	515.982
September 2017	2.297	294.980	7.493	976	14.475	65.326	385.547
October 2017	3.579	301.131	10.201	1.219	12.787	66.894	395.811
November 2017	2.544	260.063	8.327	973	9.777	54.121	335.805
December 2017	4.227	268.138	8.991	869	11.089	64.482	357.796
<b>Total</b>	<b>43.389</b>	<b>3.299.133</b>	<b>97.428</b>	<b>13.751</b>	<b>167.391</b>	<b>859.490</b>	<b>4.480.582</b>

**Table 2: Number of repeat and unrepeat visitors by the purpose of travel in 2017**

Purpose of travel	Total 2017	
	All international arrivals	All international citizens
Personal	3.299.133	595.113
Business	97.428	10.856
Official	13.751	4.667
Leisure	43.389	8.435
Transit	167.391	51.257
Other	859.490	211.574
<b>Total</b>	<b>4.480.582</b>	<b>881.902</b>

**Table 3: Number of repeat and unrepeat visitors by neighboring countries in 2017**

Neighboring countries	2017	
	All arrivals from neighboring countries	All citizens from neighboring countries
Albania	1.154.234	184.342
Macedonia	1.085.203	238.895
Montenegro	152.941	24.746
Serbia	1.310.213	154.319
<b>Total</b>	<b>3.702.591</b>	<b>602.302</b>

**Table 4: Number of foreign visitors by country of origin and the purpose of trip in 2017**

Country	2017						
	Purpose of trip						
	Holidays & daily visit	Visit friends and relatives	Business visit	Work	Transit	Other	Total
Austria	939	35.507	271	664	431	11.916	49.728
Belgium	344	18.138	156	115	569	10.381	29.703
Bosnia and Herzegovina	25	1.129	223	77	69	676	2.199
Great Britain	333	26.465	157	411	1.352	18.846	47.564
France	342	15.142	134	242	764	11.697	28.321
Germany	2.940	109.842	945	940	2.654	71.316	188.637
Greece	30	3.376	115	108	233	1.052	4.914
Netherlands	154	8.323	91	187	444	5.789	14.988
Italy	194	14.625	224	454	681	8.403	24.581
Croatia	258	18.235	601	219	606	6.799	26.718
Montenegro	522	92.373	3.636	103	5.777	41.091	143.502
Macedonia	3.643	757.991	11.467	1.835	52.894	161.950	989.780
Poland	102	5.944	256	296	667	2.984	10.249
Serbia	25.993	1.000.830	59.105	1.692	18.397	167.867	1.273.884
US	236	21.489	276	1.435	1.120	18.844	43.400
Albania	3.033	929.059	14.833	267	68.496	149.285	1.164.973
Slovenia	141	7.671	278	376	262	4.226	12.954
Spain	15	2.104	44	60	199	1.293	3.715
Turkey	423	42.005	1.613	901	3.527	32.820	81.289
Switzerland	1.955	90.873	675	509	2.032	75.884	171.928
Other	1.767	98.012	2.328	2.860	6.217	56.371	167.555
<b>Total</b>	<b>43.389</b>	<b>3.299.133</b>	<b>97.428</b>	<b>13.751</b>	<b>167.391</b>	<b>859.490</b>	<b>4.480.582</b>

**Table 51: Number of foreign visitors by age group and purpose of trip in 2017**

Age group	2017						
	Purpose of trip						
	Holidays & daily visit	Visit friends and relatives	Business visit	Work	Transit	Other	Total
N/A	326	21.837	519	73	1.125	5.804	29.684
< 15	1.777	134.038	932	404	7.491	51.604	196.246
15 - 24	6.212	494.029	7.858	1.051	25.439	129.441	664.030
25 - 34	9.987	768.524	21.745	2.894	39.087	193.710	1.035.947
35 - 44	9.708	712.506	27.566	3.719	34.997	182.988	971.484
45 - 54	8.769	653.918	23.025	3.395	31.190	165.421	885.718
55 - 64	4.965	379.190	13.717	1.801	19.681	94.756	514.110
65 >	1.645	135.091	2.066	414	8.381	35.766	183.363
<b>Total</b>	<b>43.389</b>	<b>3.299.133</b>	<b>97.428</b>	<b>13.751</b>	<b>167.391</b>	<b>859.490</b>	<b>4.480.582</b>

**Table 6: Number of foreign visitors by the purpose of travel and duration of stay in 2017**

Duration of stay	2017						
	Purpose of trip						
	Holidays & daily visit	Visit friends and relatives	Business visit	Work	Transit	Other	Total
N/A	41.363	3.241.560	80.770	13.282	166.224	852.577	4.395.776
1	350	9.468	3913	100	280	1342	15.453
2 - 4	239	5.798	2368	95	95	744	9.339
5 - 10	294	7.731	2759	58	123	857	11.822
11 >	1.143	34.576	7.618	216	669	3.970	48.192
<b>Total</b>	<b>43.389</b>	<b>3.299.133</b>	<b>97.428</b>	<b>13.751</b>	<b>167.391</b>	<b>859.490</b>	<b>4.480.582</b>

---

<sup>1</sup> "N/A" – not applicable

**Table 7: Number of foreign visitors by duration of stay and country of origin in 2017**

Country	2017					
	Duration of stay					Total
	1 day	2-4 days	5-10 days	11 > days	N/A	
Austria	17	41	63	510	49.107	49.738
Belgium	14	9	19	280	29.382	29.704
Bosnia and Herzegovina	2	3	1	24	2.163	2.193
Great Britain	14	15	13	488	47.034	47.564
France	12	10	26	283	27.987	28.318
Germany	59	61	143	1.871	186.510	188.644
Greece	5	3	2	55	4.851	4.916
Netherlands	5	7	7	147	14.812	14.978
Italy	3	4	12	260	24.316	24.595
Croatia	66	82	42	297	26.230	26.717
Montenegro	188	72	129	1.557	141.555	143.501
Macedonia	1.031	488	578	10.680	977.003	989.780
Poland	10	11	4	94	10.131	10.250
Serbia	12.944	7.995	9.955	13.773	1.229.217	1.273.884
US	20	12	19	409	42.942	43.402
Albania	645	283	467	13.275	1.150.303	1.164.973
Slovenia	12	14	7	138	12.787	12.958
Spain	9	4	5	35	3.663	3.716
Turkey	104	32	34	815	80.310	81.295
Switzerland	41	54	187	1.770	169.892	171.944
Other	252	139	109	1.431	165.581	167.512
<b>Total</b>	<b>15.453</b>	<b>9.339</b>	<b>11.822</b>	<b>48.192</b>	<b>4.395.776</b>	<b>4.480.582</b>



# Kosovo Agency of Statistics

## *short description*

**Kosovo Agency of Statistics** is a professional institution which deals with collection, processing and publication of official statistical data. As such acts since 1948 and has passed through several historical stages, structured according to state regulation of those times.

On 2 August 1999, the Agency has resumed his professional work (after nine years of interruption of all statistical series detrimental to the interest of Kosovo), as an independent institution under the Ministry of Public Administration. Since 12.12.2011 the Agency operates in the frames of the Prime Minister's Office. Office is funded by the Kosovo Consolidated Budget, but also by donors for specific projects and for technical professional support.

**Kosovo Agency of Statistics** acts according to the Law No. 04/L-036 which entered into force on 12.12.2011. Programme of Official Statistics 2013/2017 is in implementation for the development of statistical system in correlation with the European Union statistics (EUROSTAT).

**Kosovo Agency of Statistics** has this organizational structure: production departments; (Department of Economic statistics and National Accounts, Department of Agriculture and Environment statistics and Department of Social statistics. **Support Departments**; Department of Methodology and Information Technology, Department of Policy Planning, Coordination and Communication, Department of Census and survey and Department of Administration. **Within the Agency are also established Regional Offices**; Gjakove, Gjilan, Mitrovica, Peja, Prizren, Pristina and Ferizaj

In KAS are employed in total 155 workers, of whom 100 (68,0 %) at the headquarters of the Agency, while in the Regional Offices, 47 (32,0%). Agency's educational qualifying structure is as follows: 75,5% with university education, 12,3% with with non-tertiary education, and 12.3% with secondary education.

We have professional and technical cooperation with all Ministries of the Government of Kosovo, especially with the Ministry of Economy and Finance, Central Bank of Kosovo, with international institutions, EUROSTAT, International Monetary Fund, World Bank, Sweden's SIDA, DFID, UNFPA, UNDP, UNVEF, and with the statistical institutions of the countries in the region.

**Kosovo Agency of Statistics** almost completely covers the territory of Kosovo, based on the statistical structure of the enumeration areas as the basic unit and sole in the country from which it gets first hand information. All surveys conducted in the field use the extension of the samples in these enumeration areas but also a statistical methodology according to international recommendations. During the collection of statistical data and reports from reporting entities are involved professionals, technicians, administrators, servants of the country offices, field enumerators from regional offices, etc.

In 2011, the project of Population Census , Households and Dwellings was successfully implemented, and in 2014 was successfully carried out the Agriculture Census. The result obtained from these censuses will have an important role in the development policies.

**The mission of the Agency**; to meet the needs of users with qualitative statistical data, objective, in time and space so that users have reliable base to conduct regular analysis in the interest of planning and project development at the municipal and country level. To support government institutions, scientific institutes, research academies, businesses in order to provide proper information for decision-makers and other users in Kosovo.

- **Address: KOSOVO AGENCY OF STATISTICS**  
Street. "Zenel Salihu", No. 4, 10000 Pristina
- **Telephone:** +383 (0) 38 200 31 129  
CEO: +383 (0) 38 200 31 112
- **Fax::** +383 (0) 38 235 033
- **E-mail:** [infoask@rks-gov.net](mailto:infoask@rks-gov.net)
- **Web:** <http://ask.rks-gov.net>