



Republika e Kosovës
Republika Kosova-Republic of Kosovo
Qeveria - Vlada - Government
Zyra e Kryeministrit -Ured Premijera -Office of the Prime Minister
Agjencia e Statistikave të Kosovës - Agencija za Statistike Kosova - Kosovo Agency of Statistics

Series 3: Economic Statistics

Transport and Telecommunication Statistics Q4 2017



Foreword

Kosovo Agency of Statistics (KAS) has prepared a publication of statistics with data on Road, Rail, Air and Postal Telecommunications. This statistical publication presents statistical data for the period Q4 2017.

Given the constant demand of different internal and external users for the data and statistical information, and based on the Eurostat manuals and recommendations, we tried to prepare a publication for Transport and Telecommunications Statistics through some basic indicators.

The purpose of the publication is to highlight the development trend of this sector to the country's economy. We believe that this publication will serve as a useful reference base for all users of KAS statistical data, and will serve as useful and relevant economic information for Kosovo.

Sources of data used are: Ministry of Internal Affairs (Kosovo Vehicle Registration Department), Ministry of Infrastructure – Directorate for Roads, PTK (Post Telecommunication of Kosovo), Prishtina International Airport "Adem Jashari" – LIMAC, as well as Kosovo Railways.

This publication was prepared by:

Ilir T.Berisha – Director of Department

Ismajl Sahiti – Head of Economic Statistics Division

Hysni Elshani – Head of Economic Statistics Sector

Qendresa Shala – Officer for Economic Statistics

Bekim Bojku – Officer for Economic Statistics

Ahmet Cakolli – Officer for Design

Comments, remarks, suggestions and proposals regarding this publication are welcomed.

Website: www.rks-gov.net/esk or

E-mail: infoask@rks-gov.net

January, 2017

Chief Executive Officer, KAS

Mr. Isa Krasniqi

Contents

	Page
1. Methodology and definitions.....	3
1.1. Methodology	3
1.2. Coverage	3
1.3. Definitions	3
2. Registered and non-registered motor vehicles.....	4
3. Roads of Kosovo.....	5
4. Rail transport.....	7
5. Air transport.....	9
6. Telecommunications (the PTK).....	12
a. Post office capacity.....	12
c. Users and impulses of mobile telephony (VALA).....	14

1. Methodology and definitions

1.1. Methodology

Data are administrative and providers of information (data) are the Ministry of Internal Affairs, Kosovo Railways, Prishtina International Airport 'Adem Jashari', Post and Telecommunications of Kosovo and the Ministry of Infrastructure - Roads Directorate of Kosovo.

1.2. Coverage

The data used for publication are for motor and non-motor vehicles from 2011 to 2016, for air and rail transport from 2005 to the fourth quarter of 2017, and for PTK are from 2009 to fourth quarter of 2017. The data for roads of Kosovo are from 2005 to 2017.

1.3. Definitions¹

Public road - the surface of general importance for traffic, which can be used by participants in traffic under the rules promulgated by the competent body;

Motorway - public road particularly built and designated for the movement of motor vehicles, marked with special traffic, which is physically separated by circular area for movement from opposite directions of lanes of a width of at least 3,5 meters, depending on the terrain configuration, with one lane for emergency stops on both sides of the highway, the width of at least 2,5 meters.

National road - a public road officially categorized as a national road which connects two or more towns and which may serve as a link to regions outside Kosovo;

Regional road - a public road which connects important economic centers of two or more regions.

Local road - a public road officially categorized as a local road that connects habitable spaces within a municipality settlement;

Urban road - a public road which connects habitable spaces within a municipality settlement.

Uncategorized road - a road not designated as a public road, but used for traffic as the road to use the forest, accumulative lake road, the road for agriculture destination and similar.

¹ Definitions on the routes are taken by the Law on Roads (Law no. 03/L-120").

2. Registered and non-registered motor vehicles

In 2017, in Kosovo were registered 334,440 motor and non-motor vehicles or 4.64% more than in 2016.

Tab. 1. Registered motor and non-motor vehicles

Year	2011	2012	2013	2014	2015	2016	2017
Vehicles	170.321	176.398	222.537	236.145	281.847	260.291	273.862
Transport vehicles, 3.5 and over 3.5t	10.877	11.547	15.352	15.769	18.330	17.963	18.559
Transport vehicles under 3.5t	17.901	18.225	24.659	26.949	30.846	31.285	32.299
Minivans	2.698	2.520	3.225	3.161	3.212	2.841	2.535
Buses	1.117	1.298	1.570	1.697	2.124	1.916	1.949
Motorcycles	546	809	1.488	1.540	1.849	1.790	1.690
Tractors	39	137	776	1.036	941	613	523
Trailer under 3.5t	101	117	217	250	286	288	288
Trailer 3.5 and above 3.5t	1.766	1.800	2.283	2.281	2.707	2.628	2.735
Total	205.366	212.851	272.107	288.828	342.142	319.615	334.440

Source of data: Ministry of Internal Affairs

Graph. 1. Registered motor and non-motor vehicles



3. Roads of Kosovo

Since the end of war until 2017 capital investments have been made in the construction of roads in Kosovo. Since investments are ongoing, it has not yet become a new classification of roads. Classification of roads, according to construction standards, is made by the respective board of directors.

KAS (Kosovo Agency of Statistics) from the Ministry of Infrastructure for the years 2009 and 2010 has only taken changes in the length of the National and Regional Roads, and starting from 2011 onwards, we started to receive data for category – Motorway.

Thus, during 2011, we have had a total of 38 km of new motorways, in 2012, 22.4 km have been added, in 2013 also 17.6 km of motorway have been added, and in 2016 another 20 km of motorway, and now the total length of the motorway is 98 km. In 2015, 10.3 km of regional roads have been added.

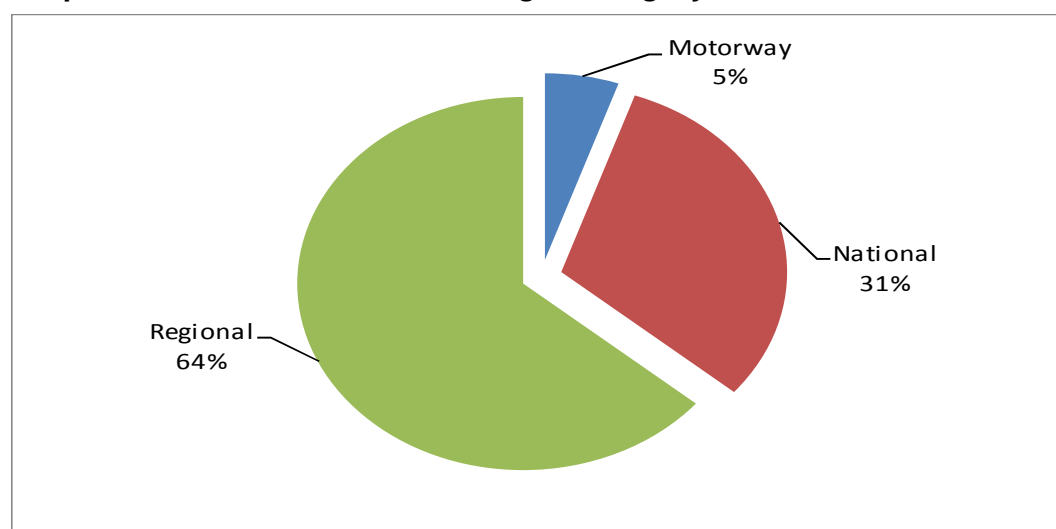
Tab. 2. Kosovo's roads according to category²

	2005	2006	2007	2008	2009	2010	2011	2012	2013	2014	2015	2016	2017
Motorway	0,0	0,0	0,0	0,0	0,0	0,0	38,0	60,4	78,0	78,0	78,0	98,0	108,0
National	630,4	630,4	630,4	630,4	630,4	630,4	630,4	630,4	630,4	630,4	630,4	630,4	630,4
Regional	1.294,7	1.294,7	1.294,7	1.294,7	1.294,7	1.294,7	1.294,7	1.294,7	1.294,7	1.294,7	1.305,0	1.305,0	1.305,0
Total	1.925,1	1.925,1	1.925,1	1.925,1	1.925,1	1.925,1	1.963,1	1.985,5	2.003,1	2.003,1	2.013,4	2.033,4	2.043,4

Source of data: Ministry of Internal Affairs

According to data presented, in 2017 in the territory of Kosovo there are 2,043.4 km, where the category of roads are: Motorway 5%, National 31%, while 64% are Regional roads.

Graph. 2. Kosovo's roads according to category



²) This table does not present the municipal roads.

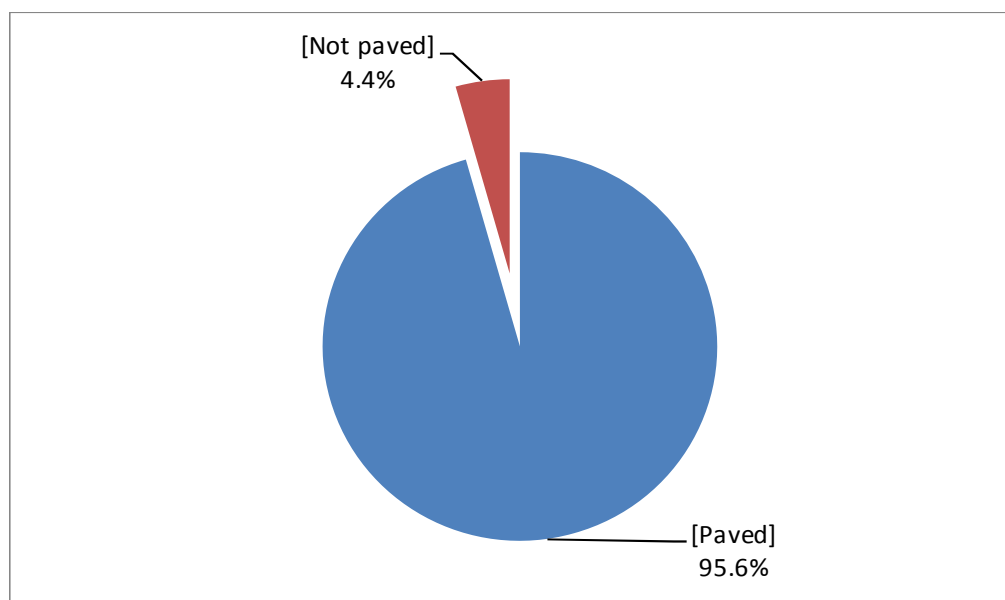
Tab. 2a: Kosovo's roads according to category – in kilometers (km)

	2005	2006	2007	2008	2009	2010	2011	2012	2013	2014	2015	2016	2017
Paved	1.666,2	1.666,2	1.666,2	1.666,2	1.805,0	1.805,0	1.843,0	1.865,4	1.883,0	1.883,0	1.923,4	1.943,4	1.953,4
Not paved	258,9	258,9	258,9	258,9	120,1	120,1	120,1	120,1	120,1	120,1	90,0	90,0	90,0
Total	1.925,1	1.925,1	1.925,1	1.925,1	1.925,1	1.925,1	1.963,1	1.985,5	2.003,1	2.003,1	2.013,4	2.033,4	2043,4

Source of data: Ministry of Infrastructure

The table above shows that in 2017 from the total of 2.043 km of road, 1.953,4 km or in percentage 95.6% are paved roads, and 90 km or 4.4% of the roads are not paved.

Graph. 2a. Structure of Kosovo roads according to category



4. Rail transport

In the territory of Kosovo we have 333 km of rail track for transport, and 110 private. In Kosovo railways circulates 1 locomotive Diesel, which carry 28 wagons, 10 for passengers and 18 for luggage.

Tab. 3. Railway capacity, from 2005 to Q4 2017³

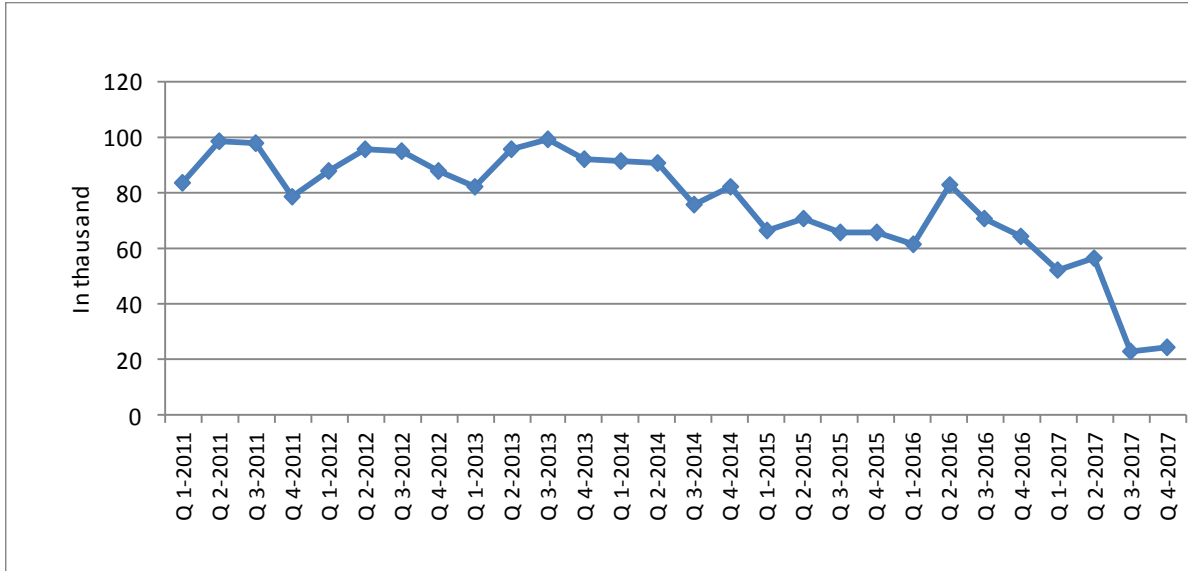
Year	Number of passengers in thousand	Quantity of goods transported in thousand tons	Quantity of goods transported in million tons - km.
2005	317,24	297,75	19,91
2006	401,49	356,65	23,80
2007	417,19	591,80	31,13
2008	338,88	823,05	48,87
2009	374,50	914,19	45,51
2010	376,77	1.129,01	66,69
2011	357,73	1.001,20	17,03
2012	366,55	826,33	48,58
2013	369,27	904,23	43,50
2014	339,58	848,15	39,02
2015	269,15	736,94	23,22
2016	279,21	249,67	7,85
2017	156,62	430,86	14,09
Q 1-2011	83,29	173,11	0,00
Q 2-2011	98,61	247,81	0,00
Q 3-2011	97,44	288,31	17,03
Q 4-2011	78,40	291,97	0,00
Q 1-2012	87,94	173,46	13,09
Q 2-2012	96,00	152,23	6,95
Q 3-2012	94,85	231,18	13,02
Q 4-2012	87,77	269,47	15,51
Q 1-2013	82,35	220,81	8,47
Q 2-2013	95,59	281,59	10,80
Q 3-2013	98,91	171,05	12,20
Q 4-2013	92,41	230,78	12,04
Q 1-2014	91,04	158,26	6,58
Q 2-2014	90,87	227,38	7,75
Q 3-2014	75,42	317,91	15,42
Q 4-2014	82,25	144,61	9,27
Q 1-2015	66,67	200,65	3,49
Q 2-2015	70,63	204,46	6,72
Q 3-2015	65,84	172,79	7,00
Q 4-2015	66,02	159,03	6,00
Q 1-2016	61,43	79,41	1,99
Q 2-2016	82,69	21,54	0,88
Q 3-2016	70,65	14,83	0,48
Q 4-2016	64,43	133,89	4,49
Q 1-2017	51,98	97,91	3,25
Q 2-2017	56,76	132,58	4,39
Q 3-2017	23,05	144,69	4,54
Q 4-2017	24,83	55,68	1,90

Source of data: Kosovo Railways.

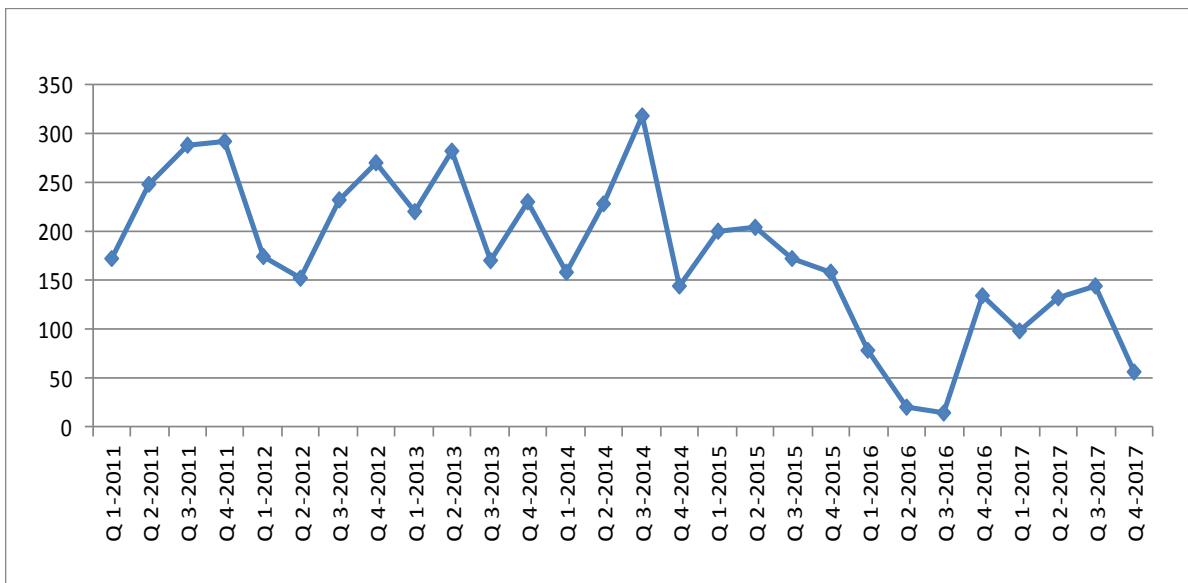
³ For the period Q2 2016, the Number of passengers has been revised
For the period Q3 2017, data revision has been performed

In the fourth quarter of 2017, the number of passengers using the train as a travel vehicle is 24 thousand, compared to the previous quarter, the number of passengers has increased by 7.7%. Freight transport by train in the fourth quarter of 2017 is 55 thousand tons.

Graph. 3. Number of passengers according to quarter from 2011 to Q4 / 2017, in thousand



Graph. 3a. Quantity of freight carried by quarter from 2011 to Q4 / 2017



5. Air transport

The number of flights in the fourth quarter of 2017 is 1,646 or 5% more than in the same quarter last year (Q4 / 2016).

Table 4. Number of flights according to quarter from 2005 to Q4 / 2017

Year	Q1	Q2	Q3	Q4	Total
2005	1,036	1,110	1,777	1,062	4,985
2006	885	934	1,408	853	4,080
2007	880	1,019	1,426	996	4,321
2008	997	1,108	1,662	1,161	4,928
2009	1,093	1,361	1,929	1,326	5,709
2010	1,250	1,431	1,961	1,501	6,143
2011	1,438	1,616	2,103	1,581	6,738
2012	1,424	1,648	2,197	1,678	6,947
2013	1,665	1,809	2,379	1,452	7,305
2014	1,232	1,431	1,941	1,390	5,994
2015	1,269	1,528	2,150	1,387	6,334
2016	1,433	1,676	2,174	1,564	6,847
2017	1,372	1,767	2,384	1,646	7,169

Source of data: Kosovo Airport.

Graph. 4. Number of flights according to quarter

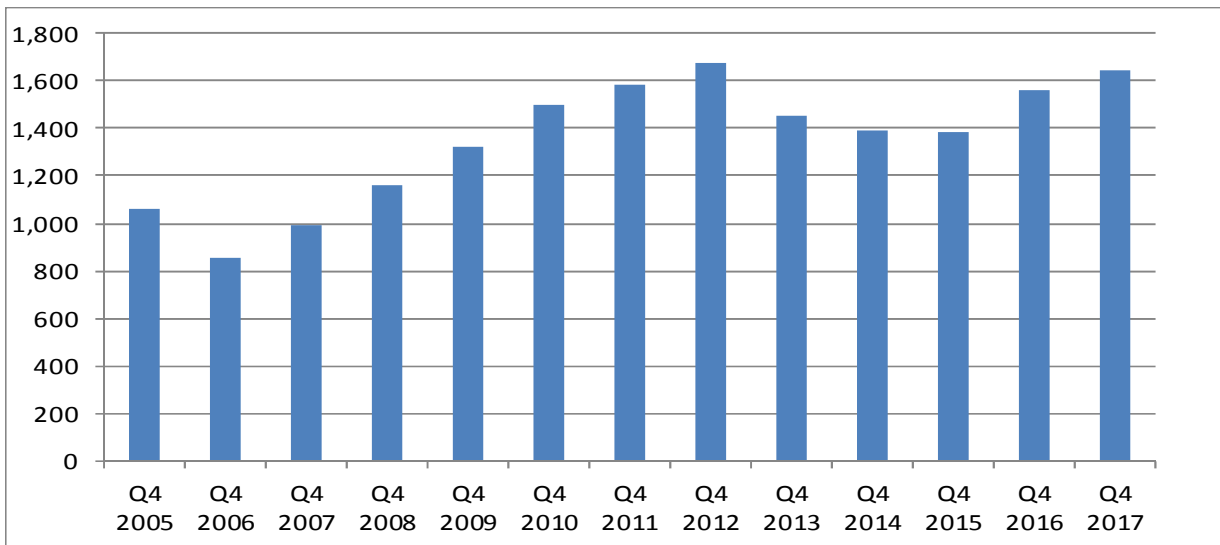
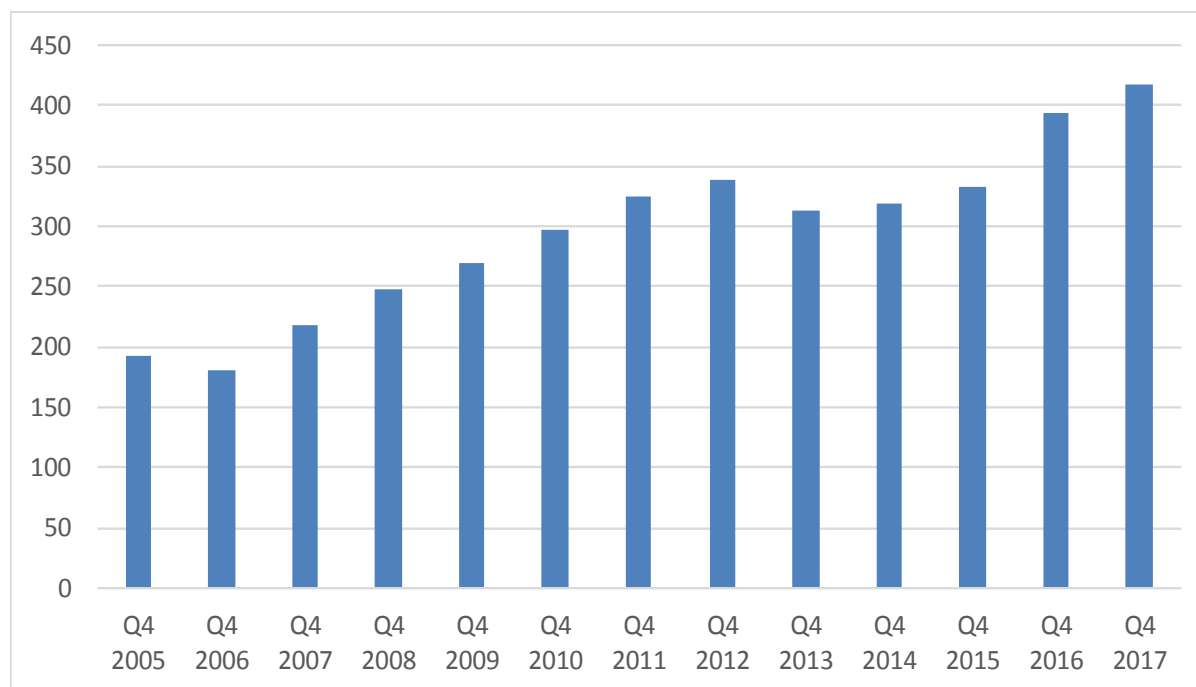


Table 4a. Number of passengers according to quarter from 2005 to Q4 / 2017, in thousand

Year	Q1	Q2	Q3	Q4	Total
2005	183	209	348	192	931
2006	172	205	325	180	883
2007	191	233	348	218	990
2008	233	263	387	249	1,131
2009	234	281	408	269	1,192
2010	261	298	450	297	1,306
2011	280	336	482	325	1,422
2012	293	366	530	339	1,527
2013	348	408	560	313	1,629
2014	271	344	472	318	1,405
2015	295	380	541	332	1,549
2016	350	426	573	394	1,744
2017	357	465	645	418	1,885

Source of data: Kosovo Airport.

Number of passengers who used the aircraft as a means of transport is about 418 thousand, compared to the same quarter last year (Q3 2016) there is an increase of 5.90%.

Graph. 4a. Number of passengers according to quarter


Tab. 4b. Average number of passengers per flight⁴

Year	Month											
	January	February	March	April	May	June	July	August	September	October	November	December
2005	181	170	176	190	188	187	193	198	196	180	181	180
2006	185	197	204	228	218	213	230	232	232	215	206	212
2007	207	221	226	229	223	233	248	250	231	226	218	212
2008	218	234	249	248	232	234	239	239	215	217	215	210
2009	210	217	214	204	211	205	217	217	196	202	198	208
2010	208	206	211	210	205	209	239	230	216	208	195	192
2011	193	195	196	206	206	212	240	233	210	209	199	207
2012	203	196	217	225	218	223	244	248	228	212	192	201
2013	201	210	217	223	223	230	232	245	225	220	207	219
2014	209	221	231	240	236	244	235	256	236	226	227	234
2015	231	229	238	249	252	246	244	263	246	239	239	241
2016	236	247	251	262	261	241	267	271	251	254	248	254
2017	247	263	272	254	260	274	279	276	252	255	252	254

⁴ The average number of passengers is calculated by the number of passengers per month compared to the number of flights per month.

6. Telecommunications (the PTK)

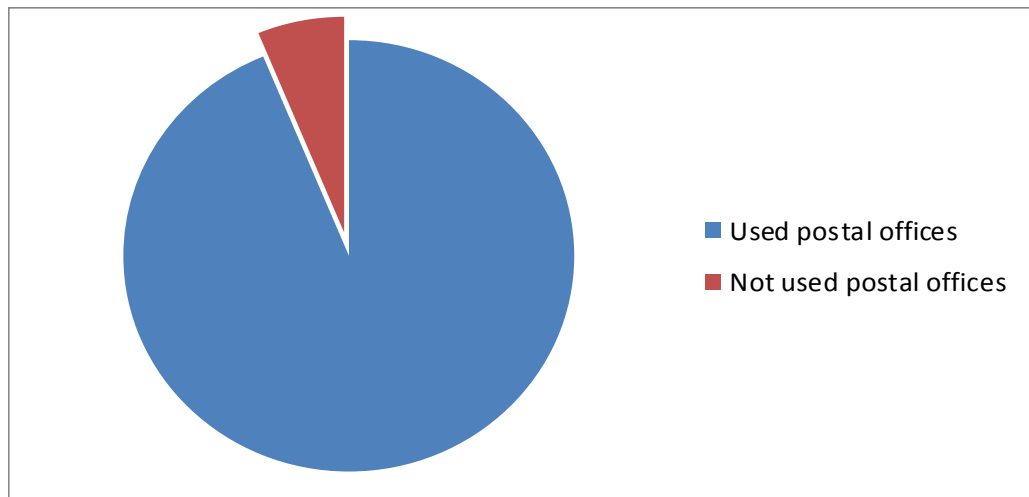
a. Post office capacity

Tab. 5. Number of used and unused post offices

Postal offices	2009	2010	2011	2012	2013	2014	2015	2016	2017
Postal offices	134	177	177	177	177	177	177	177	177
Used postal offices	130	166	166	166	166	166	166	166	166
Not used postal offices	4	11	11	11	11	11	11	11	11

Source of data: Post and Telecom of Kosovo

Graph. 5. Number of used and unused post offices



b. Users and impulses of landline telephony**Tab. 5a. Users and impulses**

Landline telephony	Number of landline phones		Total	
	Average of existing capacities in thousand for three months	Average capacity utilized in thousand for three months	Average of pre-paid in thousand for three months	Number of impulses in million for three months
Q1 2009	222,2	74,6	74,6	80,7
Q2 2009	222,2	74,6	74,6	77,4
Q3 2009	222,2	83,3	83,3	53,7
Q4 2009	222,2	77,5	77,5	70,6
Q1 2010	222,2	76,5	76,5	73,0
Q2 2010	222,2	76,8	76,8	70,5
Q3 2010	222,2	82,8	82,8	56,7
Q4 2010	222,2	80,7	80,7	67,9
Q1 2011	222,2	78,4	78,4	65,3
Q2 2011	222,2	78,9	78,9	63,6
Q3 2011	222,2	82,4	82,4	59,7
Q4 2011	222,2	83,9	83,9	65,3
Q1 2012	222,2	86,2	86,2	35,4
Q2 2012	222,2	85,4	85,4	34,2
Q3 2012	222,2	84,5	84,5	34,2
Q4 2012	222,2	85,4	85,4	34,6
Q1 2013	222,2	81,3	81,3	32,1
Q2 2013	222,2	82,4	82,4	32,3
Q3 2013	222,2	83,5	83,5	33,2
Q4 2013	222,2	79,4	79,4	27,4
Q1 2014	222,2	77,7	77,7	24,5
Q2 2014	222,2	76,4	76,4	24,0
Q3 2014	222,2	74,7	74,7	22,6
Q4 2014	222,2	72,8	72,8	21,0
Q1 2015	222,2	71,4	71,4	18,3
Q2 2015	222,2	70,1	70,1	19,1
Q3 2015	222,2	70,6	70,6	18,4
Q4 2015	222,2	70,7	70,7	18,6
Q1 2016	222,2	71,4	71,4	18,3
Q2 2016	222,2	48,6	48,6	12,8
Q3 2016	222,8	47,6	47,6	13,6
Q4 2016	222,8	48,1	48,1	13,4
Q1 2017	222,8	45,1	45,1	11,4
Q2 2017	222,8	43,9	43,9	7,8
Q3 2017	222,8	42,9	42,9	10,4
Q4 2017	222,8	41,9	41,9	9,8

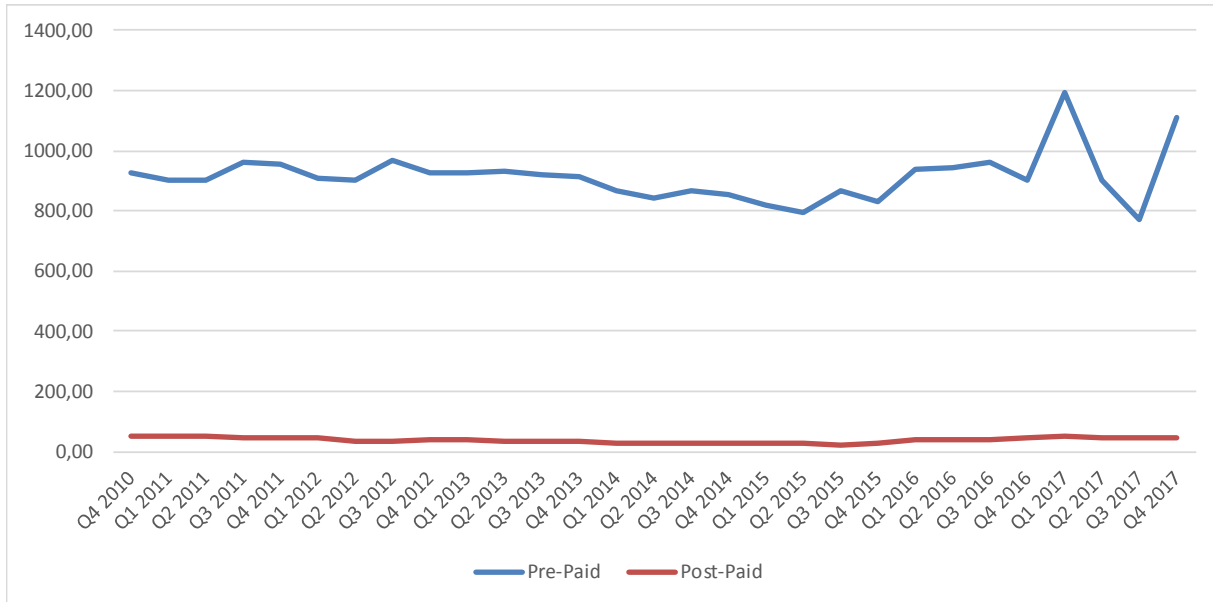
Source of data: Post and Telecom of Kosovo.

c. Users and impulses of mobile telephony (VALA)**Tab. 5b. Installed capacity and Vala mobile phone users in the fourth quarter of 2017**

Quarter	Pre-Paid in thousand	Post-Paid in thousand	Total os used estimated VALA mobile telephony in thousand
Q4 2010	926,89	49,75	976,64
Q1 2011	900,66	49,92	950,58
Q2 2011	904,70	49,67	954,36
Q3 2011	958,88	45,77	1.004,64
Q4 2011	956,69	45,23	1.001,92
Q1 2012	908,04	45,67	953,71
Q2 2012	904,69	36,05	940,74
Q3 2012	970,01	36,24	1.006,25
Q4 2012	927,58	39,32	966,90
Q1 2013	927,58	39,32	966,90
Q2 2013	929,52	34,84	964,35
Q3 2013	917,07	34,85	951,92
Q4 2013	914,62	36,33	950,95
Q1 2014	867,36	30,79	898,15
Q2 2014	840,04	29,73	869,76
Q3 2014	863,62	28,10	891,72
Q4 2014	854,73	28,56	883,29
Q1 2015	820,31	29,13	849,44
Q2 2015	797,89	29,62	827,51
Q3 2015	867,88	24,67	892,55
Q4 2015	828,70	27,92	856,61
Q1 2016	935,91	39,45	975,36
Q2 2016	943,08	39,62	982,70
Q3 2016	963,16	40,02	1.003,18
Q4 2016	904,61	44,91	947,33
Q1 2017	1.190,72	50,85	1.241,57
Q2 2017	904,72	44,91	949,65
Q3 2017	770,09	44,28	949,65
Q4 2017	1107,34	44,43	1.151,77

Source of data: Post and Telecom of Kosovo.

Graph. 5b. Pre-Paid and Post-Paid users



Kosovo Agency of Statistics

short description

Kosovo Agency of Statistics is a professional institution which deals with collection, processing and publication of official statistical data. As such acts since 1948 and has passed through several historical stages, structured according to state regulation of those times.

On 2 August 1999, the Agency has resumed his professional work (after nine years of interruption of all statistical series detrimental to the interest of Kosovo), as an independent institution under the Ministry of Public Administration. Since 12.12.2011 the Agency operates in the frames of the Prime Minister's Office. Office is funded by the Kosovo Consolidated Budget, but also by donors for specific projects and for technical professional support.

Kosovo Agency of Statistics acts according to the Law No. 04/L-036 which entered into force on 12.12.2011. Programme of Official Statistics 2013/2017 is in implementation for the development of statistical system in correlation with the European Union statistics (EUROSTAT).

Kosovo Agency of Statistics has this organizational structure: production departments; (Department of Economic statistics and National Accounts, Department of Agriculture and Environment statistics and Department of Social statistics. **Support Departments**; Department of Methodology and Information Technology, Department of Policy Planning, Coordination and Communication, Department of Census and survey and Department of Administration. **Within the Agency are also established Regional Offices**; Gjakove, Gjilan, Mitrovica, Peja, Prizren, Pristina and Ferizaj

Number of employees and budget are still limited. In KAS are employed in total 143 workers, of whom 98 (68,58 %) at the headquarters of the Agency, while in the Regional Offices, 45 (31,5%). Agency's educational qualifying structure is as follows: 61,7% with university education, 15,4% with with non-tertiary education, and 17.5% with secondary education.

We have professional and technical cooperation with all Ministries of the Government of Kosovo, especially with the Ministry of Economy and Finance, Central Bank of Kosovo, with international institutions, EUROSTAT, International Monetary Fund, World Bank, Sweden's SIDA, DFID, UNFPA, UNDP, UNVEF, and with the statistical institutions of the countries in the region.

Kosovo Agency of Statistics almost completely covers the territory of Kosovo, based on the statistical structure of the enumeration areas as the basic unit and sole in the country from which it gets first hand information. All surveys conducted in the field use the extension of the samples in these enumeration areas but also a statistical methodology according to international recommendations. During the collection of statistical data and reports from reporting entities are involved professionals, technicians, administrators, servants of the country offices, field enumerators from regional offices, etc.

In 2011, the project of Population Census , Households and Dwellings was successfully implemented, and in 2014 was successfully carried out the Agriculture Census. The result obtained from these censuses will have an important role in the development policies.

The mission of the Agency; to meet the needs of users with qualitative statistical data, objective, in time and space so that users have reliable base to conduct regular analysis in the interest of planning and project development at the municipal and country level. To support government institutions, scientific institutes, research academies, businesses in order to provide proper information for decision-makers and other users in Kosovo.

- **Address: KOSOVO AGENCY OF STATISTICS**
Street. "Zenel Salihu", No. 4, 10000 Pristina
- **Telephone:** +381 (0) 38 200 31 129
CEO: +381 (0) 38 200 31 112
- **Fax::** +381 (0) 38 235 033
- **E-mail:** infoask@rks-gov.net
- **Web:** <http://ask.rks-gov.net>