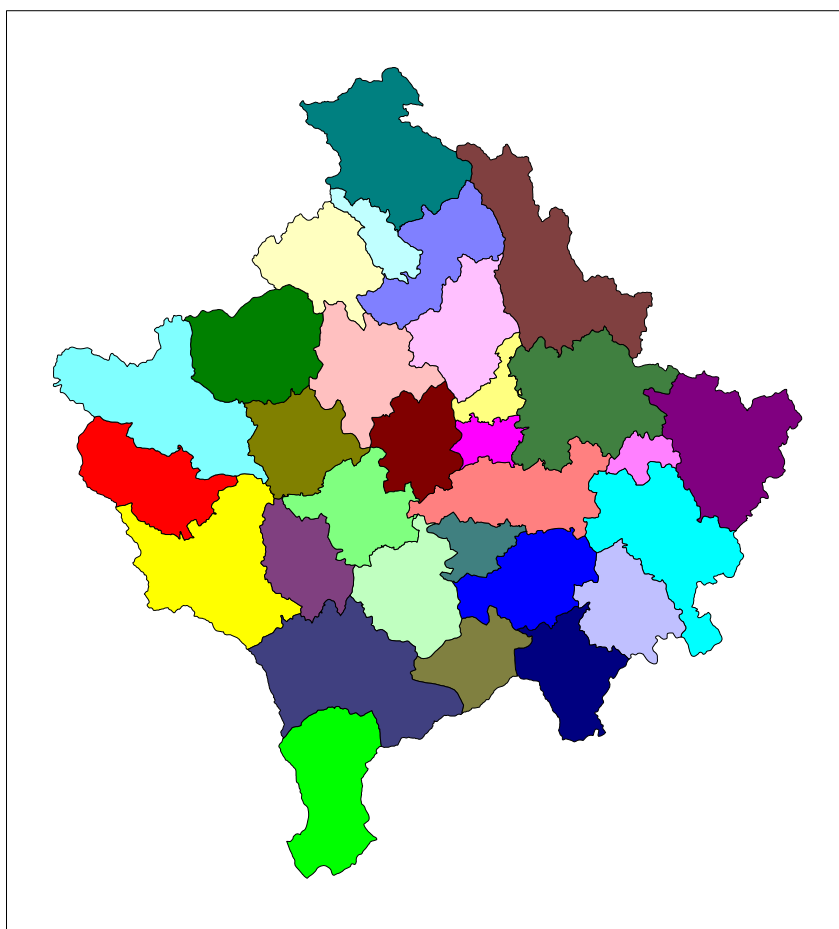




Institucionet e Përkohshme Vetëqeverisëse / Privremena Institucija Samouprave / Provisional Institutions of Self Government
Qeveria e Kosovës / Vlada Kosova / Government of Kosovo
Ministria e Shërbimeve Publike / Ministarstvo javnih službi / Ministry of Public Services

Series 5: Social Statistics

Statistics on Education in Kosovo 2005/2006



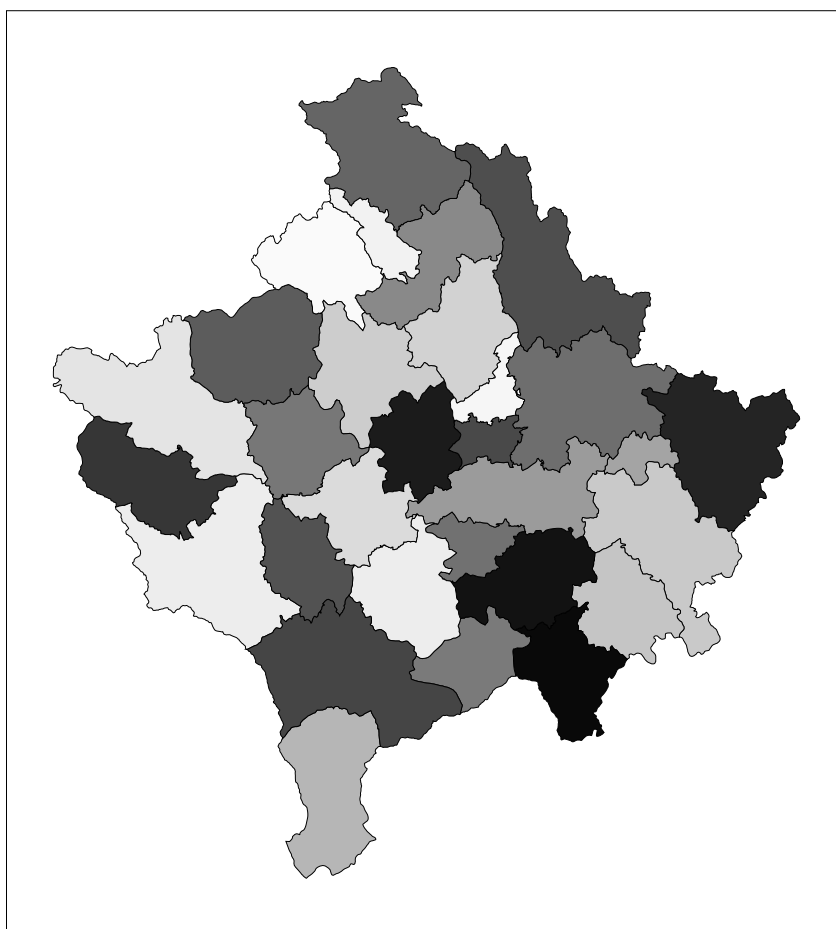
Enti i Statistikës së Kosovës
Zavod za Statistiku Kosova
Statistical Office of Kosovo



Institucionet e Përkohshme Vetëqeverisëse / Privremena Institucija Samouprave / Provisional Institutions of Self Government
Qeveria e Kosovës / Vlada Kosova / Government of Kosovo
Ministria e Shërbimeve Publike / Ministarstvo javnih službi / Ministry of Public Services

Series 5: Social Statistics

Statistics on Education in Kosovo 2005/2006



Enti i Statistikës së Kosovës
Zavod za Statistiku Kosova
Statistical Office of Kosovo

Publisher: Statistical Office of Kosovo (SOK)

Publication date: June 2007

© Statistical Office of Kosovo

Reproduction is authorized provided the source is acknowledged.

Printed by: K.G.T, Pristine, Kosovo

A great deal of information is available on Internet,
which can be accessed on the SOK Web-site: www.ks-gov.net/esk

F o r e w o r d

This publication contains data for preschool education, kindergartens, elementary education, low secondary education, high secondary education and university education.

Reported units for data collection are: kindergartens, preschool institutions, elementary schools, secondary schools and Central Administration of University of Prishtina.

For data collection the following questionnaires were used:

1. Questionnaires for preschool
2. Questionnaires for elementary schools
3. Questionnaires for secondary schools
4. Questionnaires for elementary schools for children with special needs
5. Questionnaires for secondary schools for children with special needs

Data for University of Prishtina are obtained from the Central Administration of University of Prishtina.

Statistical Office of Kosovo (SOK) is grateful to all that have contributed in the preparation of this publication.

For this publication, assistance also gave the Representatives of Educational Directorates, in all municipalities of Kosovo and collaborators of regional directorates of SOK. This publication is prepared by Social Statistics Department.

This publication is prepared by:

Mr.sc. Bashkim Bellaqa – Director of Social Statistics Department
Mrs. Ajshe Avdiu – Chief of Social Statistics Division
Mrs. Znj. Senavere Radoni –Bahtijari – Senior Officer of Educational Statistics
Mrs. Teuta Ukëhaxhaj – Ademi – Educational Statistics Officer

Statistical Office of Kosovo is thanking in advance the users for any remarks and suggestions they may have for further perfection of this edition.

Chief Executive Officer of SOK,
Avni Kastrati

June, 2007

List of abbreviation

SOK:	Statistical Office of Kosovo
MEST	Ministry of Education, Science and Technology
ISCED97	International Standard Classification of Education
HSP	High School of Pedagogy
ABS	Applicative Business School
FATS	Faculty of Applicative Technical Sciences

- No occurrence

: Data missing

Content

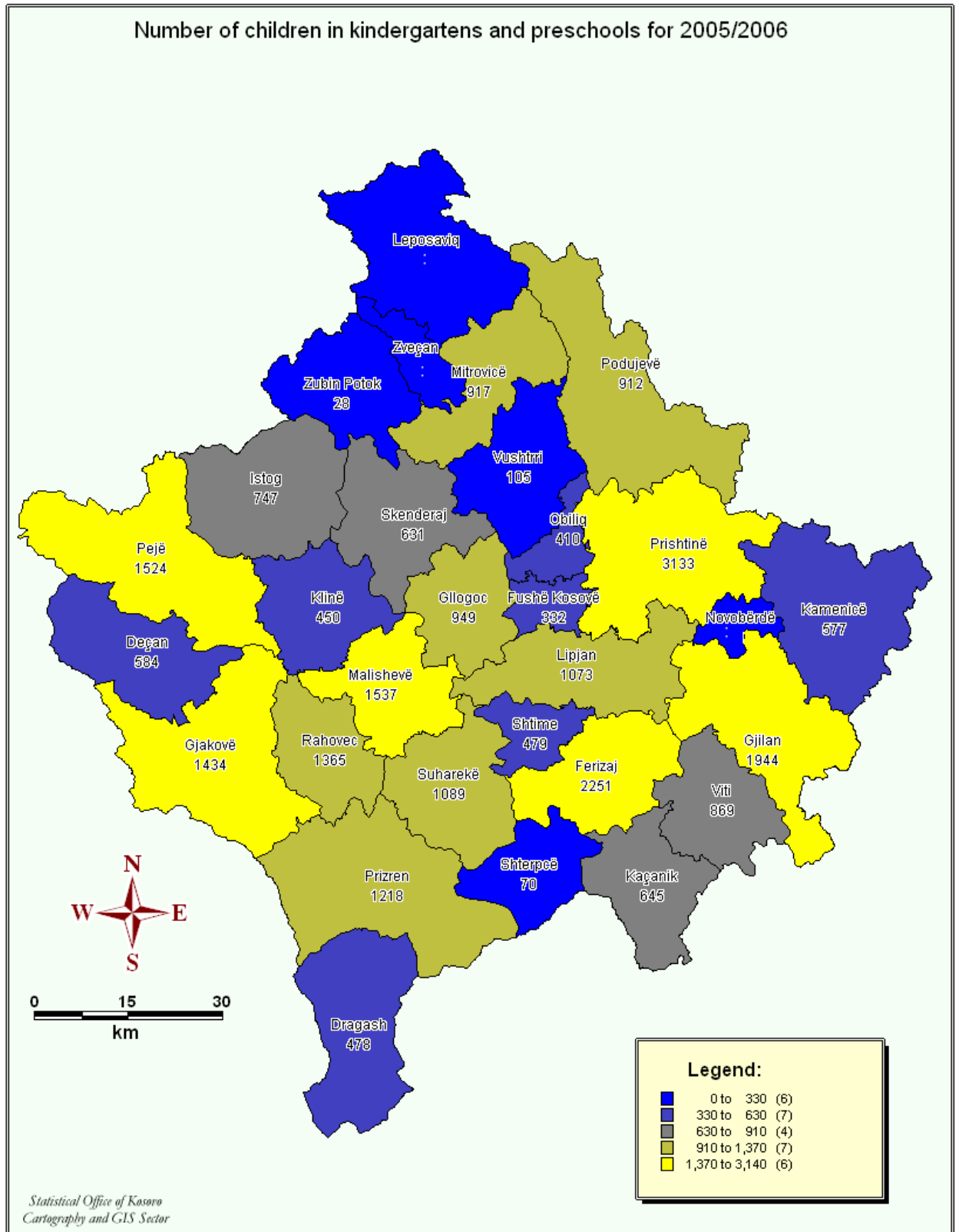
	Page
Levels of education sistem in Kosovo	5
Number of children registered for the first time by age in the kindergartens and preschools 2005/2006	8
Number of children by age in kindergartens and preschools 2005/2006	9
Number of children by groups in kindergartens and preschools 2005/2006	10
Educators and number of children for one educator in kindergartens and preschools	11
Educators by educational preparation in kindergartens and preschools 2005/2006	12
Schools, classrooms, pupils, teachers in elementary schools 2005/2006	15
Schools and classrooms by educational level in elementary schools 2005/2006	16
Number of pupils by educational level in elementary education 2005/2006	17
Number of teachers in elementary education 2005/2006	18
Number of pupils by age in elementary schools 2005/2006	19
Number of pupils that graduated (June and August) 2004/2005	20
Number of pupils by classes that graduated (June and August) 2004/2005	21
Movement of pupils in elementary education 2004/2005	22
Schools, classrooms and teachers in high secondary education 2005/2006	25
Schools, teachers and pupils, by teaching language in high secondary education 2005/2006	26
Number of classrooms by classes in secondary education 2005/2006	27
Number of teachers in secondary education 2005/2006	28
Number of pupils by classes in secondary education 2005/2006	29
Number of pupils in general secondary education 2005/2006	30
Number of pupils in professional secondary education 2005/2006	31
Number of pupils by age in gymnasiums 2005/2006	32
Number of pupils by age in professional secondary schools 2005/2006	33
Total number of pupils by age in secondary education 2005/2006	34
Finish of the academic year in general education – gymnasiums (June and August) 2004/2005	35
Finish of the academic year in professional secondary education (June and August) 2004/2005	36
Finish of the academic year in secondary education - June 2005	37
Finish of the academic year (June and August) 2004/2005	38
Finish of the academic year in general secondary education 2004/2005	39
Finish of the academic year in professional secondary education 2004/2005	40
Pupils that recidivist the year by classes 2004/2005	41
Special elementary education 2005/2006	42
Special secondary education 2005/2006	43
Pupils by age in special elementary education 2005/2006	44
Finish of the academic year in special elementary education 2004/2005	45
General number of students in faculties in the academic year 2005/2006	46
Number of graduated students in faculties in the academic year 2005/2006	47
Number of graduated students in high schools 2005/2006	48
Number of children, pupils and students 2005/2006	49
Number of teachers in all levels for 2005/2006	50

Levels of education system in Kosovo

ISCED 97 Categories	Description of 97 categories of ISCED 97	Group-age/classroom	Levels of education system in Kosovo (expanded)
0	Preschool education	9 months - 3 years 3 - 5 years 5 - 6 years	"Preschool education (usually from 3 till 6 years)"
1	Elementary education or the first phase of basic education	Class 1 Class 2 Class 3 Class 4 Class 5	"Elementary education (first phase of basic education) for 5 years (usually 6 till 12 years)"
2	Low secondary education or the second phase of basic education	Class 6 Class 7 Class 8 Class 9	"Low secondary education (second phase of basic education) for 4 years (usually 12 till 15 years)"
3	High secondary education	Class 10 Class 11 Class 12 Class 13	Program of professional education 2 till 4 years (15 till 19 years)
4	Post-secondary education not tertiary	First degree studies	High level of professional education post-secondary (19 till 24 years)
5	First phase of tertiary education	Master studies	In order to define this level, only the definition of ISCED 97 was used (22 till 26 years)
6	Second phase of tertiary education	Doctorate studies	In order to define this level, only the definition of ISCED 97 was used (22 till 26 years)

CHAPTER I

**CATEGORY 0: PRESCHOOL EDUCATION AND KINDERGARTENS
(GROUP AGE 9 MONTHS UNTIL 6 YEARS-PRESCHOOL EDUCATION 3-6 YEARS)**



Number of children registered for the first time by age in the kindergartens and preschools 2005/2006
Table 1:

Municipality	Preschool education		Age											
	Kindergartens	Classrooms	Up to 1 year		2 years		3 years		4 year		5-6 year		Total	
			Total	Female	Total	Female	Total	Female	Total	Female	Total	Female	Total	Female
Deçani	-	19	-	-	-	-	-	-	18	9	566	268	584	277
Gjakova	2	21	16	7	9	6	11	6	18	9	958	449	1.012	477
Glogovci	1	22	2	1	4	2	8	5	29	16	707	358	750	382
Gjilani	3	23	13	5	23	9	27	11	30	11	1.612	792	1.705	828
Dragashi	-	16	-	-	-	-	-	-	4	4	432	236	436	240
Istogu	7	19	9	5	12	7	21	6	25	12	552	267	619	297
Kaçaniku	1	13	2	-	3	1	3	2	65	34	572	289	645	326
Klina	1	13	1	-	-	-	-	-	5	1	401	200	407	201
Fushë Kosova	1	5	18	11	8	4	5	3	7	2	181	91	219	111
Kamenica	1	18	-	-	-	-	-	-	-	-	547	261	547	261
Mitrovica	1	12	-	-	-	-	-	-	-	-	752	326	752	326
Leposaviqi	:	:	:	:	:	:	:	:	:	:	:	:	:	:
Lipjani	1	31	10	4	11	6	36	22	57	18	954	476	1.068	526
Novobërda	-	-	-	-	-	-	-	-	-	-	-	-	-	-
Obiliqi	1	14	-	-	2	-	2	-	1	1	354	169	359	170
Rahoveci	1	25	10	5	6	3	30	15	105	39	1.084	518	1.235	580
Peja	2	26	10	5	16	5	10	4	12	6	1.231	599	1.279	619
Podujeva	1	21	2	1	3	2	-	-	20	9	818	405	843	417
Prishtina	10	25	175	81	105	52	73	32	68	26	1.534	736	1.955	927
Prizreni	2	19	3	2	7	3	12	5	7	3	978	459	1.007	472
Skenderaj	1	13	-	-	6	1	9	2	11	8	601	303	627	314
Shtimja	-	10	-	-	-	-	-	-	-	-	398	217	398	217
Shtërpca	-	3	-	-	-	-	-	-	-	-	70	32	70	32
Suhareka	1	25	3	1	2	1	10	4	16	7	982	459	1.013	472
Ferizaj	1	34	38	22	27	9	84	34	64	24	2.038	978	2.251	1.067
Vitia	1	20	-	-	11	4	13	8	20	11	825	408	869	431
Vushtrria	-	2	-	-	-	-	-	-	-	-	105	54	105	54
Zubin Potoku	-	1	-	-	-	-	-	-	-	-	28	16	28	16
Zveçani	:	:	:	:	:	:	:	:	:	:	:	:	:	:
Malisheva	1	32	1	-	1	1	2	1	67	25	1.367	652	1.438	679
Total	41	482	313	150	256	116	356	160	649	275	20.647	10.018	22.221	10.719

The number of kindergartens that have reported is 41 and the number of preschool classes is 482.

Number of children by age in kindergartens and preschools 2005/2006
Table 2:

Municipality	Preschool Education		Age										Total	
	Kindergart	Classrooms	Up to 1 year		2 years		3 years		4 years		5-6 years		Total	Female
			Total	Female	Total	Female	Total	Female	Total	Female	Total	Female		
Deçani	-	19	-	-	-	-	-	-	18	9	566	268	584	277
Gjakova	2	21	72	31	65	33	80	40	105	54	1.112	513	1.434	671
Glogovci	1	22	6	3	10	4	22	10	91	46	820	407	949	470
Gjilani	3	23	34	18	53	24	68	27	85	37	1704	839	1.944	945
Dragashi	-	16	-	-	-	-	-	-	4	4	474	236	478	240
Istogu	7	19	13	7	28	15	29	13	50	21	627	295	747	351
Kaçaniku	1	13	2		3	1	3	2	65	34	572	289	645	326
Klina	1	13	4	1	9	5	13	6	18	6	406	204	450	222
Fushë Kosova	1	5	18	11	38	17	30	19	30	13	216	107	332	167
Kamenica	1	18			8	2			22	10	547	261	577	273
Mitrovica	1	12	12	5	30	13	45	22	76	33	754	356	917	429
Leposaviqi	:	:	:	:	:	:	:	:	:	:	:	:	:	:
Lipjani	1	31	10	4	12	7	36	22	57	18	958	479	1.073	530
Novobërda	-	-	-	-	-	-	-	-	-	-	-	-	-	-
Obiliqi	1	14			13	6	10	5	8	6	379	179	410	196
Rahoveci	1	25	10	5	6	3	30	15	105	39	1.214	590	1.365	652
Peja	2	26	30	17	44	20	44	26	80	34	1326	645	1.524	742
Podujeva	1	21	7	3	16	6			39	21	850	418	912	448
Prishtina	10	25	178	81	310	129	383	176	473	219	1789	829	3.133	1434
Prizreni	2	19	4	2	47	21	46	21	50	22	1071	503	1.218	569
Skenderaj	1	13	-	-	6	1	9	2	11	8	605	305	631	316
Shtimja	-	10	-	-	-	-	-	-	-	-	479	268	479	268
Shtërpca		3	-	-	-	-	-	-	-	-	70	32	70	32
Suhareka	1	25	3	1	4	2	11	3	32	12	1039	490	1.089	508
Ferizaj	1	34	38	22	27	9	84	34	64	24	2038	978	2251	1067
Vitia	1	20	-	-	11	4	13	8	20	11	825	408	869	431
Vushtrria	-	2	-	-	-	-	-	-	-	-	105	54	105	54
Zubin Potoku	-	1	-	-	-	-	-	-	-	-	28	16	28	16
Zveçani	:	:	:	:	:	:	:	:	:	:	:	:	:	:
Malisheva	1	32	1	-	1	1	6	3	87	34	1442	689	1.537	727
Total	41	482	442	211	741	323	962	454	1.590	715	22.016	10.658	25.751	12.361

Number of children by groups in kindergartens and preschools 2005/2006
Table 3:

Municipality	Preschool education		Childrens											
	Kindergartens	Classrooms	Total	Female	Group I		Group II		Group III		Group IV		Mixed group	
					Total	Female	Total	Female	Total	Female	Total	Female	Total	Female
Deçani	-	19	584	277	419	209	59	23	38	17	-	-	68	28
Gjakova	2	21	1.434	671	692	292	321	152	184	125	119	46	118	56
Gllgovci	1	22	949	470	471	234	159	77	108	53	155	69	56	37
Gjilani	3	23	1.944	945	727	341	558	274	380	192	190	86	89	52
Dragashi	-	16	478	240	308	152	170	88	-	-	-	-	-	-
Istogu	7	19	747	351	26	10	-	-	-	-	-	-	721	341
Kaçaniku	1	13	645	326	319	158	71	35	216	113	-	-	39	20
Klina	1	13	450	222	26	11	-	-	-	-	-	-	424	211
Fushë Kosova	1	5	332	167	250	134	82	33	-	-	-	-	-	-
Kamenica	1	18	577	273	366	176	113	61	98	36	-	-	-	-
Mitrovica	1	12	917	429	373	173	397	185	147	71	-	-	-	-
Leposaviqi	:	:	:	:	:	:	:	:	:	:	:	:	:	:
Lipjani	1	31	1.073	530	655	321	189	96	184	89	-	-	45	24
Novobërda	-	-	-	-	-	-	-	-	-	-	-	-	-	-
Obiliqi	1	14	410	196	263	123	112	56	8	6	27	11	-	-
Rahoveci	1	25	1.365	652	706	330	518	253	121	56	20	13	-	-
Peja	2	26	1.524	742	760	344	-	-	-	-	-	-	764	398
Podujeva	1	21	912	448	526	265	134	59	38	18	61	29	153	77
Prishtina	10	25	3.133	1.434	716	333	855	401	806	377	471	216	285	107
Prizreni	2	19	1.218	569	553	248	407	198	114	47	109	60	35	16
Skenderaj	1	13	631	316	368	197	70	37	133	69	45	10	15	3
Shtimja	-	10	479	268	426	236	53	32	-	-	-	-	-	-
Shtërpca	-	3	70	32	70	32	-	-	-	-	-	-	-	-
Suhareka	1	25	1.089	508	573	275	228	106	216	97	25	12	47	18
Ferizaj	1	34	2.251	1.067	1.634	785	339	168	148	59	65	34	65	21
Vitia	1	20	869	431	608	294	181	100	20	11	30	12	30	14
Vushtrria	2	2	105	54	33	16	33	18	34	18	5	2	-	-
Zubin Potoku	1	1	28	16	15	7	13	9	-	-	-	-	-	-
Zveçani	:	:	:	:	:	:	:	:	:	:	:	:	:	:
Malisheva	1	32	1.537	727	844	414	471	211	101	45	-	-	121	57
Total	41	482	25.751	12.361	12.727	6.110	5.533	2.672	3.094	1.499	1.322	600	3.075	1.480

The total number of children in kindergartens and preschools is 25.751, from which 12.361 of them are female.

Educators and number of children for one educator in kindergartens and preschools 2005/2006
Table 4:

Municipality	Preschool education		Number of educators		Number of children		Number of children for one educator
	Kindergart	Classrooms	Total	Female	Total	Female	
Deçani	-	19	23	23	584	277	25
Gjakova	2	21	78	78	1.434	671	18
Gllgovci	1	22	45	36	949	470	21
Gjilani	3	23	84	82	1.944	945	23
Dragashi	-	16	19	13	478	240	25
Istogu	7	19	33	33	747	351	23
Kaçaniku	1	13	20	20	645	326	32
Klina	1	13	24	14	450	222	19
Fushë Kosova	1	5	20	19	332	167	17
Kamenica	1	18	30	30	577	273	19
Mitrovica	1	12	54	48	917	429	17
Leposaviqi	:	:	:	:	:	:	:
Lipjani	1	31	48	43	1.073	530	22
Novobërda	-	-	-	-	-	-	-
Obiliqi	1	14	20	17	410	196	21
Rahoveci	1	25	35	35	1.365	652	39
Peja	2	26	77	77	1.524	742	20
Podujeva	1	21	33	30	912	448	28
Prishtina	10	25	238	227	3.133	1.434	13
Prizreni	2	19	44	41	1.218	569	28
Skenderaj	1	13	20	17	631	316	32
Shtimja	-	10	-	-	479	268	-
Shtërpca	-	3	2	2	70	32	35
Suhareka	1	25	36	34	1.089	508	30
Ferizaj	1	34	76	76	2.251	1.067	30
Vitia	1	20	30	30	869	431	29
Vushtrria		2	4	4	105	54	26
Zubin Potoku	-	1	1	1	28	16	28
Zveçani	:	:	:	:	:	:	:
Malisheva	1	32	47	41	1.537	727	33
Total	41	482	1.141	1.071	25.751	12.361	23

In the level of Kosovo the number of children for one educator is 23 children.

Educators by educational preparation in kindergartens and preschools 2005/2006
Table 5:

Municipality	Preschool education		Educators					Total	Female
	Kindergartens	Classrooms	Secondary school	High school	University education	Unqualified			
Deçani	-	19	-	4	15	4	23	23	
Gjakova	2	21	2	34	42	-	78	78	
Glllogovci	1	22	2	12	22	9	45	36	
Gjilani	3	23	2	9	73	-	84	82	
Dragashi	-	16	-	15	2	2	19	13	
Istogu	7	19	1	9	16	7	33	33	
Kaçaniku	1	13	1	-	-	-	20	20	
Klina	1	13	5	4	12	3	24	14	
Fushë Kosova	1	5	-	15	5	-	20	19	
Kamenica	1	18	2	2	26	-	30	30	
Mitrovica	1	12	4	25	20	5	54	48	
Leposaviqi	:	:	:	:	:	:	:	:	
Lipjani	1	31	3	16	21	8	48	43	
Novobërda	-	-	-	-	-	-	-	-	
Obiliqi	1	14	-	7	8	5	20	17	
Rahoveci	1	25	-	12	17	6	35	35	
Peja	2	26	1	30	37	9	77	77	
Podujeva	1	21	2	10	15	6	33	30	
Prishtina	10	25	14	86	107	31	238	227	
Prizreni	2	19	8	2	30	4	44	41	
Skenderaj	1	13	1	4	13	2	20	17	
Shtimja	-	10	-	-	-	-	-	-	
Shtërpca	-	3	-	-	2	-	2	2	
Suhareka	1	25	8	5	21	2	36	34	
Ferizaj	1	34	-	16	60	-	76	76	
Vitia	1	20	-	4	26	-	30	30	
Vushtrria	-	2	-	-	3	1	4	4	
Zubin Potoku	-	1	-	-	1	-	1	1	
Zveçani	:	:	:	:	:	:	:	:	
Malisheva	1	32	2	33	11	1	47	41	
Total	41	482	58	354	624	105	1.141	1.071	

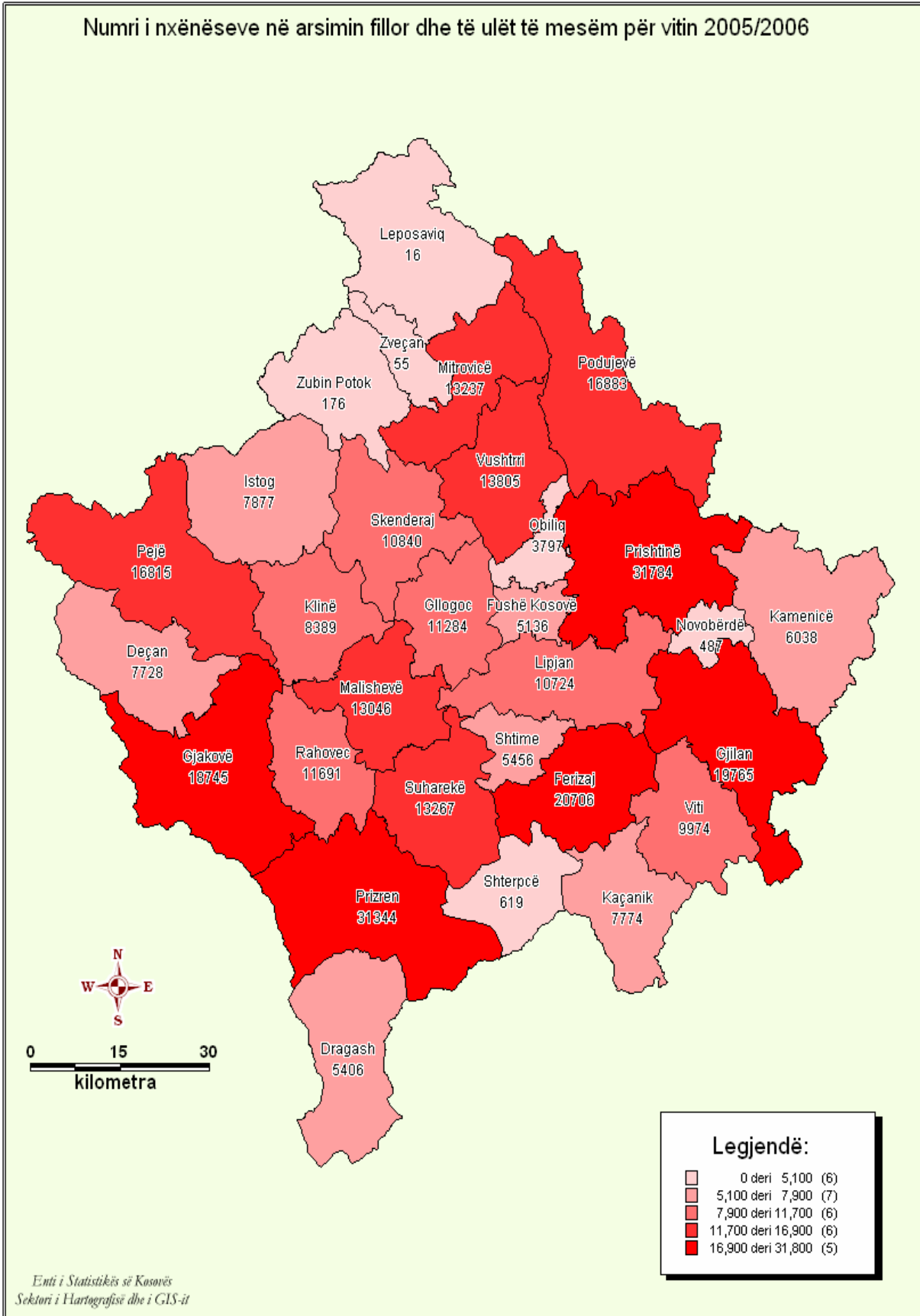
The number of educators that are working in kindergartens and preschools is 1141, whereas 1071 of them are female.

C H A P T E R II

**CATEGORY 1: ELEMENTARY EDUCATION, FIRST PHASE OF BASIC EDUCATION
FOR 5 YEARS (AGE 6 UNTIL 12 YEARS)**

**CATEGORY 2: LOW SECONDARY EDUCATION, SECOND PHASE OF BASIC
EDUCATION
FOR 4 YEARS (AGE 12 UNTIL 15 YEARS)**

Numri i nxënësve në arsimin fillor dhe të ulët të mesëm për vitin 2005/2006



Schools, classrooms, pupils, teachers in elementary schools 2005/2006
Table 6:

Municipality	Schools	Classrooms	Pupils		Teachers		No. of pupils for one teach.
			Total	Female	Total	Female	
Deçani	22	334	7.728	3.688	417	148	19
Gjakova	51	699	18.745	8.994	915	456	20
Glllogoci	30	424	11.284	5.417	580	133	19
Gjilan	55	818	19.765	9.631	1.081	430	18
Dragashi	35	282	5.406	2.575	346	9	16
Istogu	27	322	7.877	3.748	397	164	20
Kaçaniku	35	341	7.774	3.726	427	118	18
Klina	26	336	8.389	3.926	436	143	19
Fushë Kosova	14	195	5.136	2.448	259	147	20
Kamenica	33	309	6.038	2.853	372	82	16
Mitrovica	40	584	13.237	6.331	687	373	19
Leposaviqi	1	6	16	8	7	-	2
Lipjan	52	486	10.724	5.155	631	230	17
Novobërda	11	44	487	233	62	26	8
Obiliqi	19	185	3.797	1.896	278	135	14
Rahoveci	31	462	11.691	5.555	561	171	21
Peja	44	694	16.815	8.056	876	467	19
Podujeva	60	693	16.883	8.141	908	264	19
Prishtina	61	1.232	31.784	15.344	1.586	983	20
Prizreni	70	1.200	31.344	15.094	1.524	666	21
Skenderaj	41	455	10.840	5.174	539	107	20
Shtimja	19	257	5.456	2.563	297	97	18
Shtërpca	7	45	619	307	48	20	13
Suhareka	41	514	13.267	6.374	651	240	20
Ferizaj	44	800	20.706	9.934	1.050	438	20
Vitja	35	404	9.974	4.787	462	128	22
Vushtrria	45	535	13.805	6.576	646	225	21
Zubin Potoku	1	10	176	88	13	6	14
Zveçani	2	9	55	22	11	6	5
Malisheva	38	517	13.046	6.229	638	122	20
Total	990	13.192	322.864	154.873	16.705	6.534	19

For the academic year 2005/2006, 990 elementary schools have reported, with 13192 classes and 16705 teachers.

The number of pupils for one teacher in Kosovo is 19 pupils.

Schools and classrooms by educational level in elementary schools 2005/2006
Table 7:

Municipality	Schools	Classrooms	Number of classrooms by educational level			
			Elementary	Low secondary	Combined elementary	Combined low secondary
Deçani	22	334	181	152	1	
Gjakova	51	699	395	284	15	5
Glllogoci	30	424	231	193		
Gjilan	55	818	452	337	27	2
Dragashi	35	282	144	111	27	-
Istogu	27	322	177	135	10	-
Kaçaniku	35	341	177	143	21	-
Klina	26	336	191	144	1	-
Fushë Kosova	14	195	113	82	-	-
Kamenica	33	309	155	132	22	-
Mitrovica	40	584	326	240	18	-
Leposaviqi	1	6	1	3	2	-
Lipjan	52	486	265	191	30	-
Novobërda	11	44	9	17	18	-
Obiliqi	19	185	97	76	12	-
Rahoveci	31	462	267	187	8	-
Peja	44	694	391	290	11	2
Podujeva	60	693	364	307	22	
Prishtina	61	1.232	663	524	45	-
Prizreni	70	1.200	635	522	43	-
Skenderaj	41	455	262	184	9	-
Shtimja	19	257	136	107	14	-
Shtërpca	7	45	17	21	7	-
Suhareka	41	514	281	221	12	-
Ferizaj	44	800	438	354	8	-
Vitia	35	404	238	156	10	-
Vushtrria	45	535	292	226	17	-
Zubin Potoku	1	10	5	5	-	-
Zveçani	2	9	3	4	2	-
Malisheva	38	517	289	220	8	-
Total	990	13.192	7195	5568	420	9

Number of pupils by educational level in elementary education 2005/2006
Table 8:

Municipality	Schools	Pupils		Number of pupils by educational level							
		Total	Female	Elementary educ.		Low sec. educ.		Combined elem. ed.		Combined L.S.E	
				Total	Female	Total	Female	Total	Female	Total	Female
Deçani	22	7.728	3.688	4.095	1.964	3.630	1.722	3	2	-	-
Gjakova	51	18.745	8.994	10.485	4.933	8.130	3.993	118	63	12	5
Glogoci	30	11.284	5.417	5.830	2.796	5.454	2.621	-	-	-	-
Gjilan	55	19.765	9.631	10.366	5.097	9.124	4.408	270	123	5	3
Dragashi	35	5.406	2.575	2.613	1.273	2.490	1.150	303	152	-	-
Istogu	27	7.877	3.748	4.285	2.043	3.448	1.634	144	71	-	-
Kaçaniku	35	7.774	3.726	3.936	1.876	3.603	1.748	235	102	-	-
Klina	26	8.389	3.926	4.585	2.187	3.789	1.732	15	7	-	-
Fushë Kosova	14	5.136	2.448	2.860	1.355	2.276	1.093	-	-	-	-
Kamenica	33	6.038	2.853	2.953	1.374	2.938	1.404	147	75	-	-
Mitrovica	40	13.237	6.331	7.337	3.511	5.762	2.760	138	60	-	-
Leposaviqi	1	16	8	1	1	9	4	6	3	-	-
Lipjan	52	10.724	5.155	5.426	2.596	4.924	2.381	364	174	10	4
Novobërda	11	487	233	124	56	234	109	129	68	-	-
Obiliqi	19	3.797	1.896	1.928	976	1.695	827	174	93	-	-
Rahoveci	31	11.691	5.555	6.542	3.126	5.131	2.419	18	10	-	-
Peja	44	16.815	8.056	9.214	4.418	7.484	3.595	105	39	12	4
Podujeva	60	16.883	8.141	8.850	4.293	7.787	3.714	246	134	-	-
Prishtina	61	31.784	15.344	17.225	8.375	14.138	6.784	421	185	-	-
Prizreni	70	31.344	15.094	16.860	8.055	13.871	6.745	613	294	-	-
Skenderaj	41	10.840	5.174	5.887	2.875	4.855	2.249	98	50	-	-
Shtimja	19	5.456	2.563	2.970	1.409	2.441	1.133	45	21	-	-
Shtërpca	7	619	307	285	141	267	130	67	36	-	-
Suhareka	41	13.267	6.374	7.043	3.410	6.092	2.895	131	68	1	1
Ferizaj	44	20.706	9.934	11.197	5.416	9.432	4.485	77	33	-	-
Vitia	35	9.974	4.787	5.490	2.639	4.408	2.116	76	32	-	-
Vushtrria	45	13.805	6.576	7.160	3.407	6.472	3.087	173	82	-	-
Zubin Potoku	1	176	88	82	37	94	51	-	-	-	-
Zveçani	2	55	22	7	2	28	11	20	9	-	-
Malisheva	38	13.046	6.229	7.230	3.494	5.779	2.722	37	13	-	-
Total	990	322.864	154.873	172.866	83.135	145.785	69.722	4.173	1.999	40	17

Number of teachers in elementary education 2005/2006

Table 9:

Municipality	Teachers								Teachers by educational preparation															
									Low elementary education								Low secondary education							
	Total	Female	With secondary education	Female	With high education	Female	With university education	Female	Total	Female	With secondary education	Female	With high education	Female	With university education	Female	Total	Female	With secondary education	Female	With high education	Female	With university education	Female
Deçani	417	148	89	22	251	98	77	28	152	68	61	15	76	45	15	8	265	80	28	7	175	53	62	20
Gjakova	915	456	169	92	633	319	113	45	365	236	134	82	215	144	16	10	550	220	35	10	418	175	97	35
Glligoci	580	133	131	30	353	84	96	19	195	58	71	14	117	42	7	2	385	75	60	16	236	42	89	17
Gjilan	1.081	430	145	50	685	293	251	87	392	178	49	9	300	156	43	13	689	252	96	41	385	137	208	74
Dragashi	346	9	88	3	220	6	38	-	166	5	51	1	99	4	16	-	180	4	37	2	121	2	22	
Istogu	397	164	88	32	244	113	65	19	157	78	63	20	81	54	13	4	240	86	25	12	163	59	52	15
Kaçaniku	427	118	149	28	220	74	58	16	165	50	66	9	84	33	15	8	262	68	83	19	136	41	43	8
Klina	436	143	78	22	293	102	65	19	155	72	31	11	121	61	3	-	281	71	47	11	172	41	62	19
Fushë Kosova	259	147	65	33	113	67	81	47	106	60	33	15	49	28	24	17	153	87	32	18	64	39	57	30
Kamenica	372	82	48	14	261	56	63	12	143	39	23	4	111	31	9	4	229	43	25	10	150	25	54	8
Mitrovica	687	373	224	111	335	199	128	63	256	160	137	69	101	78	18	13	431	213	87	42	234	121	110	50
Leposaviqi	7	-	7	-	-	-	-	-	-	-	2	-	-	-	-	-	5	-	5	-	-	-	-	-
Lipjan	631	230	179	66	339	111	113	53	264	95	103	27	134	58	27	10	367	135	76	39	205	53	86	43
Novobërda	62	26	19	7	41	19	2	-	21	10	6	3	15	7	-	-	-	16	13	4	26	12	2	-
Obiliqi	278	135	87	42	117	48	74	45	85	32	40	14	40	15	5	3	193	103	47	28	77	33	69	42
Rahoveci	561	171	131	46	377	113	53	12	217	91	59	30	152	58	6	3	344	80	72	16	225	55	47	9
Peja	876	467	178	92	556	307	142	68	351	218	144	75	186	131	21	12	525	249	34	17	370	176	121	56
Podujeva	908	264	228	53	477	148	203	63	342	121	105	22	205	89	32	10	566	143	123	31	272	59	171	53
Prishtina	1.586	983	224	92	889	603	473	288	632	405	148	61	409	301	75	43	954	578	76	31	480	302	398	245
Prizreni	1.524	666	253	72	1.110	527	161	67	636	319	115	31	500	274	21	14	888	347	138	41	610	253	140	53
Skenderaj	539	107	138	35	348	58	53	14	212	62	88	25	115	34	9	3	327	45	50	10	233	24	44	11
Shtimja	297	97	119	41	149	52	29	4	122	50	64	15	53	34	5	1	175	47	55	26	96	18	24	3
Shtërpca	48	20	23	3	20	12	5	5	19	9	11	1	5	5	3	3	29	11	12	2	15	7	2	2
Suhareka	651	240	169	50	400	173	82	17	269	105	87	18	160	80	22	7	382	135	82	32	240	93	60	10
Verizaj	1.050	438	284	91	585	284	181	63	379	168	155	29	201	130	23	9	671	270	129	62	384	154	158	54
Vitia	462	128	106	25	279	90	77	13	207	79	72	11	117	61	18	7	255	49	34	14	162	29	59	6
Vushtrria	646	225	186	61	342	129	118	35	260	112	123	37	124	67	13	8	386	113	63	24	218	62	105	27
Zubin Potoku	13	6	2	1	8	3	3	2	4	1	1	-	-	1	-	-	9	5	1	1	5	2	3	2
Zveçani	11	6	8	5	2	1	1	-	4	3	3	2	1	1	-	-	-	3	5	3	1	-	1	-
Malisheva	638	122	207	48	365	60	66	14	240	66	93	32	140	31	7	3	398	56	114	16	225	29	59	11
Total	16.705	6.534	3.822	1.267	10.012	4.149	2.871	1.118	6.516	2.950	2.138	682	3.911	2.053	466	215	10.139	3.584	1.684	585	6.098	2.096	2.405	903

Number of pupils by age in elementary schools 2005/2006

Table 10:

Municipality	Pupils		Number of pupils by age																							
	Total	Female	6 years		7 years		8 years		9 years		10 years		11 years		12 years		13 years		14 years		15 years		16 years		17 years	
			Total	Female	Total	Female	Total	Female	Total	Female	Total	Female	Total	Female	Total	Female	Total	Female	Total	Female	Total	Female	Total	Female	Total	Female
Deçani	7.728	3.688	473	236	773	373	804	410	861	425	855	406	921	450	928	420	825	402	794	355	409	177	72	28	13	6
Gjakova	18.745	8.994	1.322	640	1.968	959	2.034	972	2.093	989	2.213	994	2.239	1.090	2.197	1.094	2.034	995	1.826	881	686	314	115	57	18	9
Glllogoci	11.284	5.417	1.070	514	1.137	540	1.207	588	1.125	539	1.182	555	1.409	667	1.221	584	1.217	564	1.137	565	543	285	36	16	-	-
Gjilan	19.765	9.631	1.403	678	1.982	998	2.094	1.021	2.224	1.115	2.273	1.122	2.615	1.214	2.128	1.025	2.230	1.086	2.052	1.020	740	344	23	6	1	2
Dragashi	5.406	2.575	354	170	564	272	564	263	619	296	649	335	564	275	715	337	615	281	535	242	205	100	22	4	-	-
Istogu	7.877	3.748	681	348	852	411	931	425	871	421	883	420	956	436	849	410	839	426	724	327	224	105	58	18	9	1
Kaçaniku	7.774	3.726	724	337	798	384	787	376	853	430	849	385	891	440	796	402	834	387	844	388	357	179	40	18	1	-
Klina	8.389	3.926	644	312	823	376	922	430	898	440	959	447	1.056	473	1.088	494	798	381	881	393	249	146	62	34	9	-
Fushë Kosova	5.136	2.448	563	252	561	263	553	261	584	284	573	255	679	329	556	263	467	233	414	210	172	87	14	11	-	-
Kamenica	6.038	2.853	473	209	531	259	580	274	640	306	655	300	860	391	656	315	644	327	505	241	142	61	352	170	-	-
Mitrovica	13.237	6.331	1.305	604	1.416	641	1.569	783	1.496	698	1.451	710	1.487	706	1.480	725	1.298	634	1.172	549	407	196	142	83	14	5
Leposaviqi	16	8	2		2	1	2	2	-	-	1	1	2	-	6	3	1	1	-	-	-	-	-	-	-	-
Lipjan	10.724	5.155	929	455	1.056	500	1.168	547	1.125	550	1.141	564	1.361	664	1.236	606	1.133	538	1.006	476	399	174	159	78	11	3
Novobërda	487	233	40	19	44	20	50	23	40	24	56	29	56	30	57	23	67	28	62	31	13	4	2	2	-	-
Obiliqi	3.797	1.896	396	199	401	207	452	237	390	188	416	208	468	220	388	189	416	207	379	196	82	36	8	8	1	1
Rahoveci	11.691	5.555	886	419	1.173	551	1.329	633	1.334	637	1.343	673	1.364	656	1.357	673	1.165	547	1.132	508	450	204	131	48	27	6
Peja	16.815	8.056	1.391	669	1.606	779	1.877	890	1.813	866	1.914	947	1.945	945	1.996	975	1.672	760	1.303	615	1.033	500	245	105	20	5
Podujeva	16.883	8.141	1.679	792	1.707	840	1.678	827	1.602	804	1.838	856	2.024	978	1.868	904	1.675	807	1.687	821	687	313	425	195	13	4
Prishtina	31.784	15.344	2.398	1.244	2.923	1.447	3.352	1.602	3.490	1.684	3.559	1.735	3.711	1.832	3.441	1.598	3.362	1.631	3.244	1.515	1.749	781	528	269	27	6
Prizreni	31.344	15.094	2.470	1.169	3.136	1.499	3.259	1.589	3.435	1.667	3.553	1.700	3.604	1.723	3.302	1.607	3.239	1.591	2.822	1.380	1.701	796	774	356	49	17
Skënderaj	10.840	5.174	993	489	1.195	601	1.157	550	1.216	619	1.265	578	1.295	605	1.302	623	1.006	429	1.024	495	263	134	111	45	13	6
Shtimja	5.456	2.563	554	259	604	289	575	288	614	301	622	296	726	350	692	304	464	210	493	217	103	48	9	1		
Shtërpca	619	307	67	37	68	37	93	49	67	31	57	22	76	42	71	30	61	30	59	29	-	-	-	-	-	-
Suhareka	13.267	6.374	1.198	594	1.446	653	1.434	708	1.492	729	1.428	698	1.717	798	1.417	707	1.302	653	1.054	466	650	316	112	40	17	12
Ferizaj	20.706	9.934	2.057	977	2.195	1.058	2.228	1.092	2.300	1.112	2.355	1.136	2.665	1.254	2.217	1.069	2.174	1.044	1.895	897	558	261	59	34	3	
Vitia	9.974	4.787	1.028	487	1.111	561	1.126	546	997	474	1.150	530	1.151	542	970	490	1.099	539	640	287	684	326	8	3	10	2
Vushtrria	13.805	6.576	1.280	587	1.455	680	1.204	575	1.514	734	1.247	588	1.665	807	1.508	732	1.469	716	1.403	636	559	268	487	247	14	6
Zubin Potoku	176	88	15	9	15	8	15	5	18	8	19	7	23	15	35	20	18	10	18	6	-	-	-	-	-	-
Zveçani	55	22	2	1	10	4	4	3	6	2	5	1	6	2	11	6	6	1	5	2	-	-	-	-	-	-
Malisheva	13.046	6.229	1.073	545	1.346	649	1.448	697	1.428	683	1.363	655	1.458	643	1.412	711	1.317	599	1.193	567	744	368	248	103	16	9
Total	322.864	154.873	27.470	13.251	32.898	15.860	34.496	16.666	35.145	17.056	35.874	17.153	38.994	18.577	35.900	17.339	33.447	16.057	30.303	14.315	13.809	6.523	4.242	1.979	286	100

Number of pupils that graduated (June and August) 2004/2005

Table 11:

Municipality	Total passed		Passed in June		Passed in August		Recidivists	
	Total	Female	Total	Female	Total	Female	Total	Female
Deçani	7.880	3.724	7.817	3.715	63	9	95	46
Gjakova	18.483	8.841	18.328	8.788	155	53	108	56
Glllogoci	11.344	5.486	11.050	5.385	294	101	83	44
Gjilan	19.994	9.811	19.962	9.803	32	8	97	43
Dragashi	5.518	2.653	5.463	2.642	55	11	15	9
Istogu	7.759	3.682	7.619	3.661	140	21	19	11
Kaçaniku	7.858	3.781	7.657	3.745	201	36	12	8
Klina	8.387	3.957	8.066	3.906	321	51	126	76
Fushë Kosova	5.025	2.369	4.885	2.334	140	35	5	2
Kamenica	6.251	2.999	6.130	2.948	121	51	12	-
Mitrovica	13.041	6.236	12.780	6.178	261	58	59	28
Leposaviqi	16	6	16	6	-	-	-	-
Lipjan	10.858	5.225	10.835	5.221	23	4	14	5
Novobërda	545	256	540	256	5	-	8	4
Obiliqi	3.715	1.835	3.519	1.784	196	51	55	26
Rahoveci	11.174	5.310	10.757	5.233	417	77	360	159
Peja	16.918	8.106	16.736	8.040	182	66	81	30
Podujeva	16.881	8.080	16.376	7.947	505	133	108	42
Prishtina	31.592	15.352	31.051	15.170	541	182	79	28
Prizreni	30.830	14.841	30.124	14.696	706	145	514	213
Skenderaj	10.759	5.001	10.617	4.977	142	24	94	64
Shtimja	5.333	2.508	5.300	2.504	33	4	33	18
Shtërpca	607	286	607	286	-	-	4	-
Suhareka	13.337	6.338	12.930	6.239	407	99	499	231
Ferizaj	20.582	9.864	20.489	9.825	93	39	61	15
Vitia	9.881	4.733	9.870	4.730	11	3	32	16
Vushtrria	13.999	6.645	13.766	6.623	233	22	36	19
Zubin Potoku	184	91	184	91	-	-	-	-
Zveçani	55	23	55	23	-	-	-	-
Malisheva	12.728	6.103	12.580	6.071	148	32	253	111
Total	321.534	154.142	316.109	152.827	5.425	1.315	2.862	1.304

For the academic year 2004/2005 the number of pupils that graduated is 321.534, from them 154142 are female.

For the academic year 2004/2005 the number of pupils recidivists is 2862 from them 1304 are female.

Number of pupils by classes that graduated (June and August) 2004/2005

Table 12:

Municipality	Total		Number of pupils that have passed by classes																		From them	
			I Class		II Class		III Class		IV Class		V Class		VI Class		VII Class		VIII Class		IX Class		Graduated in IX class	Class recidivists
	Total	Female	Total	Female	Total	Female	Total	Female	Total	Female	Total	Female	Total	Female	Total	Female	Total	Female	Total	Female	Total	Total
Deçani	7.880	3.724	838	416	830	405	860	425	843	384	1.083	494	1.112	513	638	316	838	383	838	388	838	95
Gjakova	18.483	8.841	2.159	1.039	2.116	975	2.157	1.010	2.183	1.028	2.450	1.209	2.241	1.119	1.944	935	1.879	909	1.354	617	1.340	108
Glllogoci	11.344	5.486	1.148	556	1.216	603	1.166	556	1.187	568	1.599	762	1.318	602	1.243	618	1.286	630	1.181	591	1.177	83
Gjilan	19.994	9.811	1.957	965	2.172	1.075	2.220	1.089	2.351	1.130	2.632	1.276	2.354	1.154	2.211	1.097	2.112	1.059	1.985	966	1.974	97
Dragashi	5.518	2.653	570	289	553	259	636	308	620	338	917	423	641	307	595	283	577	266	409	180	409	15
Istogu	7.759	3.682	901	428	947	474	884	417	859	397	1.043	507	895	453	815	384	716	311	699	311	696	19
Kaçaniku	7.858	3.781	818	373	831	388	892	445	886	417	1.093	531	842	440	897	414	828	394	771	379	693	12
Klina	8.387	3.957	914	429	961	469	909	453	1.000	474	1.091	508	1.133	509	763	374	831	394	785	347	749	126
Fushë Kosova	5.025	2.369	592	282	570	269	568	270	567	263	666	334	600	269	474	226	498	239	490	217	487	5
Kamenica	6.251	2.999	593	285	642	306	678	323	772	370	889	403	721	354	682	336	634	314	640	308	640	12
Mitrovica	13.041	6.236	1.431	694	1.527	748	1.550	748	1.461	716	1.589	731	1.540	758	1.283	607	1.366	626	1.294	608	1.252	59
Leposaviqi	16	6	2	1	1	1	1	1	2	2	2	2	6	3	1	1	2	-	-	-	-	-
Lipjan	10.858	5.225	1.233	599	1.120	543	1.181	573	1.307	609	1.440	679	1.234	632	1.072	511	1.213	573	1.058	506	1.058	14
Novobërda	545	256	50	19	51	22	45	27	53	25	71	34	55	27	66	28	74	34	80	40	80	8
Obiliqi	3.715	1.835	411	213	445	220	389	189	415	208	498	236	408	195	445	214	376	195	328	165	319	55
Rahoveci	11.174	5.310	1.194	577	1.337	622	1.412	690	1.373	654	1.446	685	1.316	659	1.016	479	1.102	490	978	454	943	360
Peja	16.918	8.106	1.945	919	1.888	934	1.868	901	2.011	984	2.142	991	1.925	913	1.630	774	1.723	877	1.786	813	1.773	81
Podujeva	16.881	8.080	1.855	895	1.766	875	1.800	861	1.914	911	2.370	1.132	1.884	931	1.845	879	1.741	809	1.706	787	1.667	108
Prishtina	31.592	15.352	3.489	1.682	3.547	1.694	3.640	1.753	3.532	1.773	4.037	1.967	3.506	1.669	3.424	1.672	3.212	1.554	3.205	1.588	3.205	79
Prizreni	30.830	14.841	3.554	1.682	3.449	1.636	3.621	1.732	3.698	1.769	4.112	1.997	3.559	1.751	3.257	1.606	3.174	1.572	2.406	1.096	2.198	514
Skenderaj	10.759	5.001	1.210	573	1.186	586	1.237	615	1.235	575	1.360	621	1.312	623	998	435	1.082	506	1.139	467	1.139	94
Shtimja	5.333	2.508	606	287	601	288	624	319	628	304	689	286	694	328	481	223	521	242	489	231	489	33
Shtërpca	607	286	69	37	87	45	64	27	54	21	73	40	70	29	59	28	61	30	70	29	70	4
Suhareka	13.337	6.338	1.496	699	1.469	707	1.481	733	1.474	691	1.849	879	1.492	758	1.330	621	1.407	643	1.339	607	1.086	499
Ferizaj	20.582	9.864	2.230	1.084	2.252	1.109	2.333	1.132	2.385	1.125	2.832	1.344	2.274	1.085	2.136	1.029	2.147	1.013	1.993	943	1.993	61
Vitia	9.881	4.733	1.144	568	1.117	532	1.097	504	1.214	568	1.377	667	1.143	553	1.018	499	906	427	865	415	865	32
Vushtrria	13.999	6.645	1.592	765	1.432	682	1.527	732	1.561	728	1.876	906	1.591	756	1.373	661	1.413	621	1.634	794	1.634	36
Zubin Potoku	184	91	15	8	15	5	18	8	19	7	23	15	35	20	18	10	18	6	23	12	23	-
Zveçani	55	23	10	4	4	3	6	2	6	2	6	2	11	6	6	1	6	3	-	-	-	-
Malisheva	12.728	6.103	1.451	691	1.467	726	1.414	699	1.444	664	1.672	809	1.458	701	1.354	636	1.261	610	1.207	567	1.198	253
Total	321.534	154.142	35.477	17.059	35.599	17.201	36.277	17.541	37.054	17.703	42.927	20.468	37.370	18.117	33.074	15.897	33.004	15.730	30.752	14.426	29.995	2.862

Movement of pupils in elementary education 2004/2005

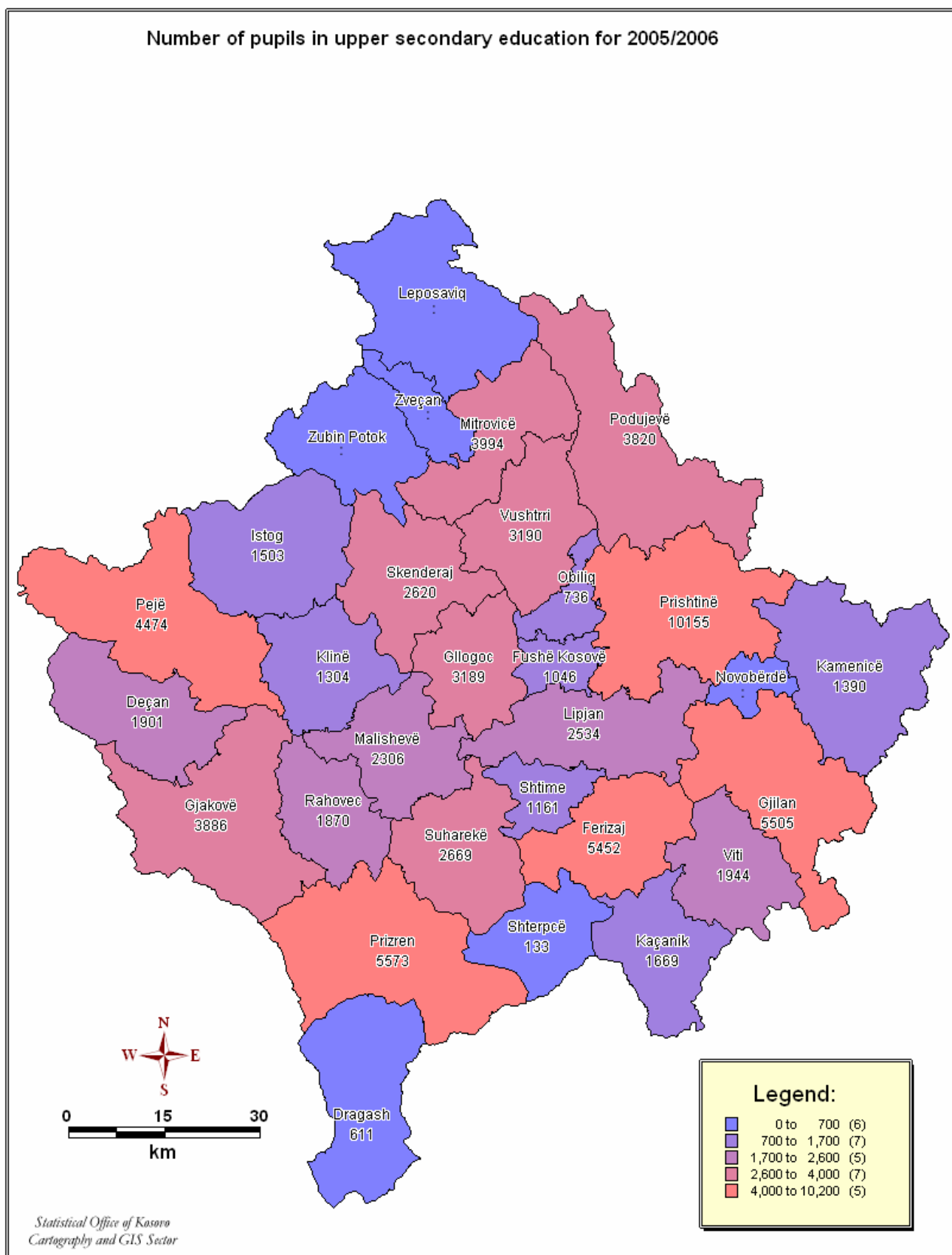
Table 13:

Municipality	Passed in September		Graduated IX class		Pupils attending courses		Pupils that have abandoned the scho.	
	Total	Female	Total	Female	Total	Female	Total	Female
Deçani	7.880	3.724	838	388	6.967	3.285	75	51
Gjakova	18.483	8.841	1.340	613	16.567	7.916	576	312
Glllogoci	11.344	5.486	1.177	587	10.125	4.884	42	15
Gjilan	19.994	9.811	1.974	966	17.962	8.822	58	23
Dragashi	5.518	2.653	409	180	5.062	2.442	47	31
Istogu	7.759	3.682	696	311	6.985	3.338	78	33
Kaçaniku	7.858	3.781	693	357	7.135	3.408	30	16
Klina	8.387	3.957	749	337	7.475	3.526	163	94
Fushë Kosova	5.025	2.369	487	217	4.489	2.134	49	18
Kamenica	6.251	2.999	640	308	5.604	2.689	7	2
Mitrovica	13.041	6.236	1.252	590	11.753	5.620	36	26
Leposaviqi	16	6	-	-	16	6	-	-
Lipjan	10.858	5.225	1.058	506	9.728	4.684	72	35
Novobërda	545	256	80	40	465	216	-	-
Obiliqi	3.715	1.835	319	162	3.385	1.672	11	1
Rahoveci	11.174	5.310	943	450	9.989	4.747	242	113
Peja	16.918	8.106	1.773	811	15.034	7.234	111	61
Podujeva	16.881	8.080	1.667	780	15.145	7.264	69	36
Prishtina	31.592	15.352	3.205	1.588	28.330	13.723	57	41
Prizreni	30.830	14.841	2.198	1.061	28.018	13.498	614	282
Skenderaj	10.759	5.001	1.139	467	9.552	4.489	68	45
Shtimja	5.333	2.508	489	231	4.827	2.265	17	12
Shtërpca	607	286	70	29	536	257	1	-
Suhareka	13.337	6.338	1.086	499	11.959	5.685	292	154
Ferizaj	20.582	9.864	1.993	943	18.511	8.880	78	41
Vitia	9.881	4.733	865	415	8.989	4.307	27	11
Vushtrria	13.999	6.645	1.634	794	12.346	5.837	19	14
Zubin Potoku	184	91	23	12	161	79	-	-
Zveçani	55	23	-	-	55	23	-	-
Malisheva	12.728	6.103	1.198	567	11.381	5.447	149	89
Total	321.534	154.142	29.995	14.209	288.551	138.377	2.988	1.556

In the academic year 2004/2005 the number of pupils that abandoned the school were 2988 from them 1556 are female.

C H A P T E R III

**CATEGORY 3: HIGH SECONDARY EDUCATION FOR 3 OR 4 YEARS
DEPENDING ON EDUCATIONAL PROGRAMS BY MEST
(AGE 15- 19 YEARS)**



Schools, classrooms and teachers in high secondary education 2005/2006
Table 14:

Municipality	Number of schools	Classrooms					Teachers									
							Total					Female				
		Albanian	Serbian	Turkish	Two or more languages	Total	Albanian	Serbian	Turkish	Two or more languages	Total	Albanian	Serbian	Turkish	Two or more languages	Total
Deçani	4	67	-	-	-	67	106	-	-	-	106	20	-	-	-	20
Gjakova	8	130	-	-	-	130	247	-	-	-	247	-	-	-	-	103
Glogovci	3	93	-	-	-	93	150	-	-	-	150	24	-	-	-	24
Gjilani	17	177	27	3	-	207	298	101	9	-	408	80	25	3	-	108
Dragashi	1	-	-	-	28	28	-	-	-	58	58	-	-	1	-	1
Istogu	3	60	-	-	-	60	92	-	-	-	92	21	-	-	-	21
Kaçaniku	3	58	-	-	-	58	85	-	-	-	85	14	-	-	-	14
Klina	2	54	-	-	-	54	93	-	-	-	93	13	-	-	-	13
Fushë Kosova	3	34	-	-	-	34	53	-	-	-	53	16	-	-	-	16
Kamenica	5	52	-	-	-	52	107	-	-	-	107	8	3	-	-	11
Mitrovica	6	84	-	-	57	141	146	-	-	-	238	65	-	-	37	102
Leposaviqi	:	:	:	:	:	:	:	:	:	:	:	:	:	:	:	:
Lipjani	4	62	-	-	-	62	130	-	-	-	130	41	-	-	-	41
Novobërda	-	-	-	-	-	-	-	-	-	-	-	-	-	-	-	-
Obiliqi	2	28	-	-	-	28	51	-	-	-	51	13	-	-	-	13
Rahoveci	3	60	-	-	-	60	86	-	-	-	86	9	-	-	-	9
Peja	5	24	-	-	166	190	34	-	-	263	297	16	-	-	86	102
Podujeva	4	120	-	-	-	120	188	-	-	-	188	35	-	-	-	35
Prishtina	13	313	-	-	-	313	573	-	-	-	573	259	-	-	-	259
Prizreni	12	197	-	1	4	202	207	-	-	331	538	82	-	-	93	175
Skenderaj	3	96	-	-	-	96	151	-	-	-	151	32	-	-	-	32
Shtimja	1	31	-	-	-	31	62	-	-	-	62	19	-	-	-	19
Shtërpca	1	6	-	-	-	6	12	-	-	-	12	1	-	-	-	1
Suhareka	2	98	-	-	-	98	142	-	-	-	142	44	-	-	-	44
Ferizaj	7	179	-	-	-	179	291	-	-	-	291	100	-	-	-	100
Vitia	5	76	-	-	-	76	152	-	-	-	152	39	-	-	-	39
Vushtrria	3	109	-	-	-	109	159	-	-	-	159	32	-	-	-	32
Zubin Potoku	:	:	:	:	:	:	:	:	:	:	:	:	:	:	:	:
Zveçani	:	:	:	:	:	:	:	:	:	:	:	:	:	:	:	:
Malisheva	2	65	-	-	-	65	89	-	-	-	89	12	-	-	-	12
Total	122	2.291	27	4	255	2.558	3.704	101	9	652	4.558	995	28	4	216	1.346

The number of secondary schools that have reported for the academic year 2005/2006 was 122 schools, with 2558 classrooms.

**Schools, teachers and pupils, by teaching language in high secondary education
2005/2006**
Table 15:

Municipality	School	Teachers					Pupils					Number of pupils for one teacher
	Total	Albanian	Serbian	Turkish	Two or more languages	Total	Albanian	Serbian	Turkish	Two or more languages	Total	
Deçani	4	106	-	-	-	106	1.901	-	-	-	1.901	18
Gjakova	8	247	-	-	-	247	3.886	-	-	-	3.886	16
Gllgovci	3	150	-	-	-	150	3.189	-	-	-	3.189	21
Gjilani	17	298	101	9		408	5.066	405	34		5.505	13
Dragashi	1	-	-	-	58	58	611	-	-	-	611	11
Istogu	3	92	-	-	-	92	1.503	-	-	-	1.503	16
Kaçaniku	3	85	-	-	-	85	1.669	-	-	-	1.669	20
Klina	2	93	-	-	-	93	1.304	-	-	-	1.304	14
Fushë Kosova	3	53	-	-	-	53	1.046	-	-	-	1.046	20
Kamenica	5	107	-	-	-	107	1.390	-	-	-	1.390	13
Mitrovica	6	146	-	-	92	238	2.251	-	-	1.743	3.994	17
Leposaviqi	:	:	:	:	:	:	:	:	:	:	:	:
Lipjani	4	130	-	-	-	130	2.534	-	-	-	2.534	19
Novobërda		-	-	-	-	-	-	-	-	-	-	-
Obiliqi	2	51	-	-	-	51	736	-	-	-	736	14
Rahoveci	3	86	-	-	-	86	1.870	-	-	-	1.870	22
Peja	5	34	-	-	263	297	368	-	-	4.106	4.474	15
Podujeva	4	188	-	-	-	188	3.820	-	-	-	3.820	20
Prishtina	13	573	-	-	-	573	10.155	-	-	-	10.155	18
Prizreni	12	207	-	-	331	538	720	-	72	4.781	5.573	10
Skenderaj	3	151	-	-	-	151	2.620	-	-	-	2.620	17
Shtimja	1	62	-	-	-	62	1.161	-	-	-	1.161	19
Shtërpca	1	12	-	-	-	12	133	-	-	-	133	11
Suhareka	2	142	-	-	-	142	2.669	-	-	-	2.669	19
Ferizaj	7	291	-	-	-	291	5.452	-	-	-	5.452	19
Vitia	5	152	-	-	-	152	1.944	-	-	-	1.944	13
Vushtrria	3	159	-	-	-	159	3.190	-	-	-	3.190	20
Zubin Potoku	:	:	:	:	:	:	:	:	:	:	:	:
Zveçani	:	:	:	:	:	:	:	:	:	:	:	:
Malisheva	2	89	-	-	-	89	2.306	-	-	-	2.306	26
Total	122	3.704	101	9	744	4.558	63.494	405	106	10.630	74.635	16

The number of pupils was 74635 whereas the number of teachers was 4558.

The number of pupils for one teacher was 16.

Number of classrooms by classes in secondary education 2005/2006
Table 16:

Municipality	Total number of classrooms					Number of classrooms in general secondary education					Number of classrooms in professional secondary education				
	Total	X class	XI class	XII class	XIII class	Total	X class	XI class	XII class	XIII class	Total	X class	XI class	XII class	XIII class
Deçani	67	24	24	19	-	36	13	13	10	-	31	11	11	9	-
Gjakova	130	41	46	43	-	49	15	16	18	-	81	26	30	25	-
Gllugovci	93	29	32	32	-	46	12	16	18	-	47	17	16	14	-
Gjilani	207	71	68	62	6	76	23	23	27	3	131	48	45	35	3
Dragashi	28	7	10	11	-	14	3	5	6	-	14	4	5	5	-
Istogu	60	21	20	19	-	23	7	9	7	-	37	14	11	12	-
Kaçaniku	58	20	19	19	-	27	9	9	9	-	31	11	10	10	-
Klina	54	21	18	15	-	27	9	9	9	-	27	12	9	6	-
Fushë Kosova	34	12	11	11	-	14	5	4	5	-	20	7	7	6	-
Kamenica	52	17	19	16	-	28	9	11	8	-	24	8	8	8	-
Mitrovica	141	46	52	42	1	61	19	23	19	-	80	27	29	23	1
Leposaviqi	:	:	:	:	:	:	:	:	:	:	:	:	:	:	:
Lipjani	62	19	21	22	-	42	14	14	14	-	20	5	7	8	-
Novobërda	-	-	-	-	-	-	-	-	-	-	-	-	-	-	-
Obiliqi	28	8	11	9	-	8	2	3	3	-	20	6	8	6	-
Rahoveci	60	23	20	17	-	52	19	17	16	-	8	4	3	1	-
Peja	190	68	64	58	-	57	19	19	19	-	133	49	45	39	-
Podujeva	120	37	40	43	-	42	13	14	15	-	78	24	26	28	-
Prishtina	313	104	104	104	1	118	36	38	44	-	195	68	66	60	-
Prizreni	202	68	71	60	3	70	25	20	25	-	132	43	51	35	3
Skenderaj	96	31	32	33	-	30	9	11	10	-	66	22	21	23	-
Shtimja	31	10	10	11	-	23	7	7	9	-	8	3	3	2	-
Shtërpca	6	2	2	2	-	6	2	2	2	-	-	-	-	-	-
Suhareka	98	33	35	30	-	34	11	12	11	-	64	22	23	19	-
Ferizaj	179	61	59	59	-	51	15	12	24	-	128	46	47	35	-
Vitja	76	24	27	25	-	40	14	14	12	-	36	10	13	13	-
Vushtrria	109	33	39	37	-	42	12	13	17	-	67	21	26	20	-
Zubin Potoku	:	:	:	:	:	:	:	:	:	:	:	:	:	:	:
Zveçani	:	:	:	:	:	:	:	:	:	:	:	:	:	:	:
Malisheva	65	24	21	20	-	37	16	10	11	-	28	8	11	9	-
Total	2.559	854	875	819	11	1.053	338	344	368	3	1.506	516	531	451	8

Number of teachers in secondary education 2005/2006
Table 17:

Municipality	Teachers						In general education (gymnasium)						In professional education						
	Total	Female	With upper education		With high education		Total	Female	With university education		With high education		Total	Female	With university education		With high education		
			Total	Female	Total	Female			Total	Female	Total	Female			Total	Female	Total	Female	
Deçani	106	20	96	19	10	1	68	12	60	11	8	1	38	8	36	8	2	-	
Gjakova	247	103	165	71	82	32	91	38	73	30	18	8	156	65	92	41	64	24	
Gllgovci	150	24	113	17	37	7	76	14	56	13	20	1	74	10	57	4	17	6	
Gjilani	408	108	339	84	69	24	45	12	30	9	15	3	363	96	309	75	54	21	
Dragashi	58	1	52	1	6	-	-	-	-	-	-	-	58	1	52	1	6	-	
Istogu	92	21	63	12	29	9	42	9	36	5	6	4	50	12	27	7	23	5	
Kaçaniku	85	14	53	6	32	8	26	6	21	4	5	2	59	8	32	2	27	6	
Klina	93	13	68	11	25	2	50	10	45	10	5	-	43	3	23	1	20	2	
Fushë Kosova	53	16	40	13	13	3	22	6	17	3	5	3	31	10	23	10	8	-	
Kamenica	107	11	78	6	29	5	67	8	51	3	16	5	40	3	27	3	13	-	
Mitrovica	238	102	182	74	56	28	96	39	78	27	18	12	142	63	104	47	38	16	
Leposaviqi	:	:	:	:	:	:	:	:	:	:	:	:	:	:	:	:	:	:	:
Lipjani	130	41	88	28	42	13	61	16	45	10	16	6	69	25	43	18	26	7	
Novobërda	-	-	-	-	-	-	-	-	-	-	-	-	-	-	-	-	-	-	
Obiliqi	51	13	30	5	21	8	27	10	17	4	10	6	24	3	13	1	11	2	
Rahoveci	86	9	69	7	17	2	79	9	64	7	15	2	7	-	5	-	2		
Peja	297	102	243	78	54	24	91	28	79	25	12	3	206	74	164	53	42	21	
Podujeva	188	35	140	28	48	7	63	5	51	4	12	1	125	30	89	24	36	6	
Prishtina	573	259	503	236	70	23	194	93	188	90	6	3	379	166	315	146	64	20	
Prizreni	538	175	439	123	99	52	174	57	144	38	30	19	364	118	295	85	69	33	
Skenderaj	151	32	97	18	54	14	43	8	35	5	8	3	108	24	62	13	46	11	
Shtimja	62	19	35	12	27	7	33	12	20	8	13	4	29	7	15	4	14	3	
Shtërpca	12	1	6	-	6	1	-	-	-	-	-	-	12	1	6	-	6	1	
Suhareka	142	44	105	30	37	14	54	17	40	11	14	6	88	27	65	19	23	8	
Ferizaj	291	100	217	68	74	32	72	16	59	10	13	6	219	84	158	58	61	26	
Vitja	152	39	105	30	45	9	89	23	67	20	22	3	63	16	38	10	25	6	
Vushtrria	159	32	115	22	41	10	63	9	56	9	7	-	96	23	59	13	34	10	
Zubin Potoku	:	:	:	:	:	:	:	:	:	:	:	:	:	:	:	:	:	:	
Zveçani	:	:	:	:	:	:	:	:	:	:	:	:	:	:	:	:	:	:	
Malisheva	89	12	65	7	24	5	51	9	37	5	14	4	38	3	28	2	10	1	
Total	4.558	1.346	3.506	1.006	1.047	340	1.677	466	1.369	361	308	105	2.881	880	2.137	645	741	235	

The number of teachers was 4558 from them 1346 were female.

Number of pupils by classes in secondary education 2005/2006
Table 18:

Municipality	Registered pupils									
	Total		In X class		In XI class		In XII class		In XIII class	
	Total	Female	Total	Female	Total	Female	Total	Female	Total	Female
Deçani	1.901	719	670	230	646	276	585	213	-	-
Gjakova	3.886	1.552	1.454	554	1.257	501	1.175	497	-	-
Gllgovci	3.189	1.382	1.112	479	1.074	435	1.003	468	-	-
Gjilani	5.505	2.703	2.122	1.055	1.752	836	1.528	741	103	71
Dragashi	611	165	187	49	207	53	217	63	-	-
Istogu	1.503	537	589	213	495	164	419	160	-	-
Kaçaniku	1.669	723	653	302	545	237	471	184	-	-
Klina	1.304	507	559	208	415	161	330	138	-	-
Fushë Kosova	1.046	494	414	171	339	162	293	161	-	-
Kamenica	1.390	672	489	216	481	230	420	226	-	-
Mitrovica	3.994	1.784	1.508	647	1.388	641	1.091	490	7	6
Leposaviqi	:	:	:	:	:	:	:	:	:	:
Lipjani	2.534	1.169	842	366	882	415	810	388	-	-
Novobërda	-	-	-	-	-	-	-	-	-	-
Obiliqi	736	294	237	99	279	96	220	99	-	-
Rahoveci	1.870	833	753	325	648	271	469	237	-	-
Peja	4.474	2.027	1.804	792	1.384	641	1.286	594	-	-
Podujeva	3.820	1.685	1.453	610	1.217	533	1.150	542	-	-
Prishtina	10.155	4.895	3.801	1.750	3.327	1.649	3.007	1.483	20	13
Prizreni	5.573	2.338	2.166	858	1.888	799	1.496	670	23	11
Skenderaj	2.620	1.024	1.030	370	826	337	764	317	-	-
Shtimja	1.161	495	400	175	380	170	381	150	-	-
Shtërpca	133	50	54	20	40	16	39	14	-	-
Suhareka	2.669	1.067	1.024	384	866	339	779	344	-	-
Ferizaj	5.452	2.546	2.083	955	1.777	838	1.592	753	-	-
Vitia	1.944	851	696	291	637	289	611	271	-	-
Vushtrria	3.190	1.341	1.146	484	1.076	449	968	408	-	-
Zubin Potoku	:	:	:	:	:	:	:	:	:	:
Zveçani	:	:	:	:	:	:	:	:	:	:
Malisheva	2.306	954	950	391	742	314	614	249	-	-
Total	74.635	32.807	28.196	11.994	24.568	10.852	21.718	9.860	153	101

Number of pupils in general secondary education 2005/2006
Table 19:

Municipality	Number of pupils									
	Total		In X class		In XI class		In XII class		In XIII class	
	Total	Female	Total	Female	Total	Female	Total	Female	Total	Female
Deçani	1.175	544	394	181	425	195	356	168	-	-
Gjakova	1.548	770	503	250	517	260	528	260	-	-
Gllgovci	1.681	955	447	266	626	333	608	356	-	-
Gjilani	2.053	1.138	714	399	660	369	656	361	23	9
Dragashi	330	91	87	24	122	29	121	38	-	-
Istogu	702	370	246	136	265	136	191	98	-	-
Kaçaniku	779	427	290	169	238	135	251	123	-	-
Klina	733	416	282	167	245	134	206	115	-	-
Fushë Kosova	481	278	185	97	140	78	156	103	-	-
Kamenica	806	464	265	140	304	176	237	148	-	-
Mitrovica	1.831	985	637	355	682	362	512	268	-	-
Leposaviqi	:	:	:	:	:	:	:	:	-	-
Lipjani	1.248	696	406	211	423	226	419	259		
Novobërda	-	-	-	-	-	-	-	-	-	-
Obiliqi	229	148	65	43	85	49	79	56	-	-
Rahoveci	1.653	754	646	285	569	243	438	226	-	-
Peja	1.840	954	664	332	586	306	590	316	-	-
Podujeva	1.449	808	507	282	463	249	479	277	-	-
Prishtina	3.872	2.293	1.313	741	1.253	761	1.306	791	-	-
Prizreni	1.957	936	758	359	552	258	647	319	-	-
Skenderaj	938	559	304	177	355	207	279	175	-	-
Shtimja	686	360	224	125	207	110	255	125	-	-
Shtërpca	133	50	54	20	40	16	39	14	-	-
Suhareka	1.612	872	585	318	554	285	473	269	-	-
Ferizaj	1.742	947	563	306	477	243	702	398	-	-
Vitia	1.071	585	407	225	339	186	325	174	-	-
Vushtrria	1.333	720	443	241	414	227	476	252	-	-
Zubin Potoku	:	:	:	:	:	:	:	:	-	-
Zveçani	:	:	:	:	:	:	:	:	-	-
Malisheva	2.126	908	950	391	587	268	589	249	-	-
Total	34.008	18.028	11.939	6.240	11.128	5.841	10.918	5.938	23	9

Number of pupils in professional secondary education 2005/2006
Table 20:

Municipality	Number of pupils									
	Total		In X class		In XI class		In XII class		In XIII class	
	Total	Female	Total	Female	Total	Female	Total	Female	Total	Female
Deçani	726	175	276	49	221	81	229	45	-	-
Gjakova	2.338	782	951	304	740	241	647	237	-	-
Glogovci	1.508	427	665	213	448	102	395	112	-	-
Gjilani	3.452	1.565	1.408	656	1.092	467	872	380	80	62
Dragashi	281	74	100	25	85	24	96	25	-	-
Istogu	801	167	343	77	230	28	228	62	-	-
Kaçaniku	890	296	363	133	307	102	220	61	-	-
Klina	571	91	277	41	170	27	124	23	-	-
Fushë Kosova	565	216	229	74	199	84	137	58	-	-
Kamenica	584	208	224	76	177	54	183	78	-	-
Mitrovica	2.163	799	871	292	706	279	579	222	7	6
Leposaviqi	:	:	:	:	:	:	:	:	:	:
Lipjani	1.286	473	436	155	459	189	391	129	-	-
Novobërda	-	-	-	-	-	-	-	-	-	-
Obiliqi	507	146	172	56	194	47	141	43	-	-
Rahoveci	217	79	107	40	79	28	31	11	-	-
Peja	2.634	1.073	1.140	460	798	335	696	278	-	-
Podujeva	2.371	877	946	328	754	284	671	265	-	-
Prishtina	6.283	2.602	2.488	1.009	2.074	888	1.701	692	20	13
Prizreni	3.616	1.402	1.408	499	1.336	541	849	351	23	11
Skenderaj	1.682	465	726	193	471	130	485	142	-	-
Shtimja	475	135	176	50	173	60	126	25	-	-
Shtërpca	-	-	-	-	-	-	-	-	-	-
Suhareka	1.057	195	439	66	312	54	306	75	-	-
Ferizaj	3.710	1.599	1.520	649	1.300	595	890	355	-	-
Vitja	873	266	289	66	298	103	286	97	-	-
Vushtrria	1.857	621	703	243	662	222	492	156	-	-
Zubin Potoku	:	:	:	:	:	:	:	:	-	-
Zveçani	:	:	:	:	:	:	:	:	-	-
Malisheva	180	46	-	-	155	46	25	-	-	-
Total	40.627	14.779	16.257	5.754	13.440	5.011	10.800	3.922	130	92

Number of pupils by age in gymnasiums 2005/2006
Table 21:

Municipality	Pupils		Number of pupils by age																
	Gjithsej	Femra	14 years		15 years		16 years		17 years		18 years		19 years		20 years		Over 20 years		
			Total	Fem.	Total	Fem.	Total	Fem.	Total	Fem.	Total	Fem.	Total	Fem.	Total	Fem.	Total	Fem.	
Deçani	1.175	544	-	-	141	145	318	179	412	124	205	75	96	21	3	-	-	-	
Gjakova	1.548	770	3	3	401	216	408	213	494	224	148	80	92	34	2	-	-	-	
Gllgovci	1.681	955	-	-	-	-	-	-	447	266	626	333	608	356	-	-	-	-	
Gjilani	2.053	1.138	20	3	699	398	654	364	661	362	8	5	11	6	-	-	-	-	
Dragashi	330	91	-	-	87	24	122	29	121	38	-	-	-	-	-	-	-	-	
Istogu	702	370	-	-	76	45	245	126	245	127	127	66	9	6	-	-	-	-	
Kaçaniku	779	427	-	-	119	62	266	134	189	133	138	69	64	28	3	1	-	-	
Klina	733	416	-	-	-	-	271	167	248	134	202	115	12	-	-	-	-	-	
Fushë Kosova	481	278	-	-	24	11	161	84	42	25	146	91	108	67	-	-	-	-	
Kamenica	806	464	-	-	-	-	60	31	255	124	310	201	175	106	6	2	-	-	
Mitrovica	1.831	985	-	-	327	178	548	299	578	316	338	178	40	14	-	-	-	-	
Leposaviqi	:	:	:	:	:	:	:	:	:	:	:	:	:	:	:	:	:	-	-
Lipjani	1.248	696	94	50	241	196	280	183	251	145	169	87	145	33	68	2	-	-	
Novobërda	-	-	-	-	-	-	-	-	-	-	-	-	-	-	-	-	-	-	
Obiliqi	229	148	-	-	-	-	65	43	85	49	79	56	-	-	-	-	-	-	
Rahoveci	1.653	754	-	-	490	226	539	235	348	190	129	38	139	59	8	6	-	-	
Peja	1.840	954	-	-	62	41	609	295	683	342	453	269	33	7	-	-	-	-	
Podujeva	1.449	808	-	-	81	58	378	215	369	213	353	201	268	121	-	-	-	-	
Prishtina	3.872	2.293	-	-	4	3	804	439	1.249	760	1.132	685	643	379	36	25	4	2	
Prizreni	1.957	936	-	-	759	359	552	258	646	319	-	-	-	-	-	-	-	-	
Skenderaj	938	559	-	-	-	-	304	177	355	207	279	175	-	-	-	-	-	-	
Shtimja	686	360	-	-	224	125	207	110	255	125	-	-	-	-	-	-	-	-	
Shtërpca	133	50	-	-	54	20	40	16	39	14	-	-	-	-	-	-	-	-	
Suhareka	1.612	872	-	-	46	24	502	218	627	403	419	223	18	4	-	-	-	-	
Ferizaj	1.742	947	-	-	-	-	563	306	477	243	702	398	-	-	-	-	-	-	
Vitia	1.071	585	-	-	153	53	205	119	375	254	270	121	62	38	6	-	-	-	
Vushtrria	1.333	720	-	-	443	241	414	227	476	252	-	-	-	-	-	-	-	-	
Zubin Potoku	:	:	:	:	:	:	:	:	:	:	:	:	:	:	:	:	-	-	
Zveçani	:	:	:	:	:	:	:	:	:	:	:	:	:	:	:	:	-	-	
Malisheva	2.126	908	-	-	693	295	632	282	579	244	222	87	-	-	-	-	-	-	
Total	34.008	18.028	117	56	5.124	2.720	9.147	4.749	10.506	5.633	6.455	3.553	2.523	1.279	132	36	4	2	

Number of pupils by age in professional secondary schools 2005/2006
Table 22:

Municipality	Pupils		Number of pupils by age																
	Total	Female	14 years		15 years		16 years		17 years		18 years		19 years		20 years		Over 20 years		
			Total	Fem.	Total	Fem.	Total	Fem.	Total	Fem.	Total	Fem.	Total	Fem.	Total	Fem.	Total	Fem.	
Deçani	726	175	-	-	68	8	216	27	224	70	151	51	67	19	-	-	-	-	
Gjakova	2.338	782	52	22	505	119	499	117	767	302	351	125	160	97	4	-	-	-	
Glogovci	1.508	427	-	-	772	242	458	107	278	78	-	-	-	-	-	-	-	-	
Gjilani	3.452	1.565	44	32	73	55	726	326	1.247	543	941	415	404	181	17	13	-	-	
Dragashi	281	74	-	-	100	25	85	24	96	25	-	-	-	-	-	-	-	-	
Istogu	801	167	-	-	-	-	296	77	218	28	215	62	72	-	-	-	-	-	
Kaçaniku	890	296	-	-	-	-	354	129	311	104	225	63	-	-	-	-	-	-	
Klina	571	91	-	-	-	-	269	40	169	26	126	25	7	-	-	-	-	-	
Fushë Kosova	565	216	2	1	81	25	158	67	148	70	146	46	23	6	7	1	-	-	
Kamenica	584	208	-	-	-	-	76	22	123	48	206	77	174	56	5	5	-	-	
Mitrovica	2.163	799	1	-	157	75	749	272	699	256	478	168	72	27	7	1	-	-	
Leposaviq	:	:	:	:	:	:	:	:	:	:	:	:	:	:	:	:	:	-	-
Lipjani	1.286	473	3	1	126	46	408	155	409	158	286	97	51	16	3	-	-	-	
Novobërda	-	-	-	-	-	-	-	-	-	-	-	-	-	-	-	-	-	-	
Obiliq	507	146	-	-	-	-	172	56	194	47	141	43	-	-	-	-	-	-	
Rahoveci	217	79	-	-	107	40	79	28	31	11	-	-	-	-	-	-	-	-	
Peja	2.634	1.073	-	-	67	36	779	308	661	281	756	302	287	146	84	-	-	-	
Podujeva	2.371	877	-	-	5	2	892	306	887	360	557	209	30	-	-	-	-	-	
Prishtina	6.283	2.602	1	1	314	133	1.539	657	1.954	816	1.707	693	728	283	39	18	1	1	
Prizreni	3.616	1.402	38	23	1.068	271	1.173	441	1.044	461	277	203	16	3	-	-	-	-	
Skenderaj	1.682	465	-	-	-	-	726	193	471	130	485	142	-	-	-	-	-	-	
Shtimja	475	135	-	-	176	50	173	60	126	25	-	-	-	-	-	-	-	-	
Shtërpca	-	-	-	-	-	-	-	-	-	-	-	-	-	-	-	-	-	-	
Suhareka	-	-	-	-	-	-	-	-	-	-	-	-	-	-	-	-	-	-	
Ferizaj	3.710	1.599	-	-	370	233	1.214	608	1.242	446	468	97	416	215	-	-	-	-	
Vitja	873	266	-	-	3	-	76	10	331	115	272	126	163	15	23	-	5	-	
Vushtrria	1.857	621	-	-	-	-	353	191	646	207	562	148	296	75	-	-	-	-	
Zubin Potoku	:	:	:	:	:	:	:	:	:	:	:	:	:	:	:	:	:	-	
Zveçani	:	:	:	:	:	:	:	:	:	:	:	:	:	:	:	:	:	-	
Malisheva	180	46	-	-	-	-	155	46	25	-	-	-	-	-	-	-	-	-	
Total	40.627	14.779	141	80	4.046	1.372	11.883	4.318	12.636	4.653	8.668	3.133	3.058	1.184	189	38	6	1	

Total number of pupils by age in secondary education 2005/2006
Table 23:

Municipality	Pupils		Number of pupils by age																
	Total	Female	14 years		15 years		16 years		17 years		18 years		19 years		20 years		Over 20 years		
			Total	Fem.	Total	Fem.	Total	Fem.	Total	Fem.	Total	Fem.	Total	Fem.	Total	Fem.	Total	Fem.	
Deçani	1.901	719	-	-	209	153	534	206	636	194	356	126	163	40	3	-	-	-	
Gjakova	3.886	1.552	55	25	906	335	907	330	1.261	526	499	205	252	131	6	-	-	-	
Glogovci	3.189	1.382	-	-	772	242	458	107	725	344	626	333	608	356	-	-	-	-	
Gjilani	5.505	2.703	64	35	772	453	1.380	690	1.908	905	949	420	415	187	17	13	-	-	
Dragashi	611	165	-	-	-	-	187	49	207	53	217	63	-	-	-	-	-	-	
Istogu	1.503	537	-	-	76	45	541	203	468	155	342	128	81	6	-	-	-	-	
Kaçaniku	1.669	723	-	-	119	62	620	263	500	237	363	132	64	28	3	1	-	-	
Klina	1.304	507	-	-	540	207	417	160	328	140	19	-	-	-	-	-	-	-	
Fushë Kosova	1.046	494	2	1	105	36	319	151	190	95	292	137	131	73	7	1	-	-	
Kamenica	1.390	672	-	-	-	-	136	53	378	172	516	278	349	162	11	7	-	-	
Mitrovica	3.994	1.784	1	-	484	253	1.297	571	1.277	572	816	346	112	41	7	1	-	-	
Leposaviqi	:	:	:	:	:	:	:	:	:	:	:	:	:	:	:	:	:	-	-
Lipjani	2.534	1.169	97	51	367	242	688	338	660	303	455	184	196	49	71	2	-	-	
Novobërda	-	-	-	-	-	-	-	-	-	-	-	-	-	-	-	-	-	-	
Obiliqi	736	1.294	-	-	-	-	237	99	279	96	220	99	-	-	-	-	-	-	
Rahoveci	1.870	833	-	-	597	266	618	263	379	201	129	38	139	59	8	6	-	-	
Peja	4.474	2.027	-	-	129	77	1.388	603	1.344	623	1.209	571	320	153	84	-	-	-	
Podujeva	3.820	1.685	-	-	86	60	1.270	521	1.256	573	910	410	298	121	-	-	-	-	
Prishtina	10.155	4.895	1	1	318	136	2.343	1.096	3.203	1.576	2.839	1.378	1.371	662	75	43	5	3	
Prizreni	5.573	2.338	-	-	38	23	1.827	630	1.725	699	1.690	780	277	203	16	3	-	-	
Skenderaj	2.620	1.024	-	-	-	-	1.030	370	826	337	764	317	-	-	-	-	-	-	
Shtimja	1.161	495	-	-	-	-	398	176	379	170	384	149	-	-	-	-	-	-	
Shtërpca	133	50	-	-	54	20	40	16	39	14	-	-	-	-	-	-	-	-	
Suhareka	2.669	1.067	-	-	100	36	760	269	962	449	737	264	110	49	-	-	-	-	
Ferizaj	5.452	2.546	-	-	370	233	1.777	914	1.719	689	1.170	495	416	215	-	-	-	-	
Vitia	1.944	851	-	-	156	53	281	129	706	369	542	247	225	53	29	-	5	-	
Vushtrria	3.190	1.341	-	-	443	241	767	418	1.122	459	562	148	296	75	-	-	-	-	
Zubin Potoku	:	:	:	:	:	:	:	:	:	:	:	:	:	:	:	:	:	-	-
Zveçani	:	:	:	:	:	:	:	:	:	:	:	:	:	:	:	:	:	-	-
Malisheva	2.306	954	-	-	693	295	787	328	604	244	222	87	-	-	-	-	-	-	
Total	74.635	33.807	220	113	7.334	3.468	21.007	8.953	23.081	10.195	16.828	7.335	5.823	2.663	337	77	10	3	

Finish of the academic year in general education – gymnasiums (June and August) 2004/2005
Table 24:

Municipality	Total passed		Number of pupils by classrooms								From them			
			In X class		In XI class		In XII class		In XIII class		Graduated		Class recidivists	
	Total	Female	Total	Female	Total	Female	Total	Female	Total	Female	Total	Female	Total	Female
	Deçani	1.051	433	427	161	351	167	-	-	273	105	273	105	7
Gjakova	1.359	527	474	238	496	251	-	-	389	38	389	38	9	6
Gllgovci	1.575	905	633	335	615	362	-	-	327	208	327	208	9	4
Gjilani	1.929	1.034	663	370	664	365	23	9	579	290	579	290	80	46
Dragashi	339	84	119	27	123	38	-	-	97	19	97	19	3	1
Istogu	683	367	270	141	198	103	-	-	215	123	215	123	-	-
Kaçaniku	693	375	233	132	252	124	-	-	208	119	208	119	20	17
Klina	613	349	251	137	214	126	-	-	148	86	148	86	-	-
Fushë Kosova	478	279	141	80	156	103	-	-	181	96	181	96	5	3
Kamenica	731	411	322	186	240	131	-	-	169	94	169	94	-	-
Mitrovica	1.619	892	677	368	521	279	-	-	421	245	421	245	-	-
Leposaviqi	:	:	:	:	:	:	:	:	:	:	:	:	:	:
Lipjani	1.262	695	455	236	428	256	-	-	379	203	379	203	7	4
Novobërda	-	-	-	-	-	-	-	-	-	-	-	-	-	-
Obiliqi	171	112	89	56	82	56	-	-	-	-	-	-	-	-
Rahoveci	1.690	666	633	273	507	206	-	-	550	187	550	187	9	1
Peja	1.945	956	727	346	657	323	-	-	561	287	561	287	5	1
Podujeva	1.295	716	478	260	484	283	-	-	333	173	333	173	11	
Prishtina	3.010	1.728	1.197	692	1.275	736	-	-	538	300	538	300	33	6
Prizreni	1.717	887	548	287	643	314	-	-	526	286	526	286	30	10
Skenderaj	793	522	346	214	283	184	-	-	164	124	164	124	40	8
Shtimja	636	336	215	114	267	128	-	-	154	94	154	94	-	-
Shtërpca	130	46	40	14	40	15	-	-	50	17	50	17	-	-
Suhareka	1.353	733	563	293	486	282	-	-	304	158	304	158	12	3
Ferizaj	1.607	900	456	294	722	343	-	-	429	263	429	263	-	-
Vitia	974	586	366	217	336	189	-	-	272	180	272	180	1	1
Vushtrria	1.232	760	446	295	490	279	-	-	296	186	296	186	4	1
Zubin Potoku	:	:	:	:	:	:	:	:	:	:	:	:	:	:
Zveçani	:	:	:	:	:	:	:	:	:	:	:	:	:	:
Malisheva	1.113	482	342	174	393	164	-	-	378	144	378	144	-	-
Total	29.998	15.781	11.111	5.940	10.923	5.807	23	9	7.941	4.025	7.941	4.025	285	112

Finish of the academic year in professional secondary education (June and August) 2004/2005
Table 25:

Municipality	Total passed		Pupils by classrooms								From them			
			In X class		In XI class		In XII class		In XIII class		Graduated		Class recidivists	
	Total	Female	Total	Female	Total	Female	Total	Female	Total	Female	Total	Female	Total	Female
Deçani	635	188	182	74	227	45	-	-	226	69	226	69	-	-
Gjakova	2.166	785	752	260	632	228	-	-	782	297	782	297	-	-
Glogovci	1.638	469	609	149	531	154	-	-	498	166	498	166	-	-
Gjilani	2.743	1.269	1.090	497	877	376	86	56	690	340	690	340	29	10
Dragashi	283	82	90	27	107	27	-	-	86	28	86	28	3	-
Istogu	619	153	228	30	229	63	-	-	162	60	162	60	-	-
Kaçaniku	671	209	289	103	219	65	-	-	163	41	163	41	-	-
Klina	385	70	175	28	130	27	-	-	80	15	80	15	19	1
Fushë Kosova	496	229	195	83	147	65	-	-	154	81	154	81	-	-
Kamenica	438	147	177	51	184	73	-	-	77	23	77	23	1	1
Mitrovica	2.556	1.065	839	299	605	227	-	-	1.112	539	1.112	539	5	2
Leposaviqi	:	:	:	:	:	:	:	:	:	:	:	:	:	:
Lipjani	1.138	419	468	195	401	136	-	-	269	88	269	88	-	-
Novobërda	-	-	-	-	-	-	-	-	-	-	-	-	-	-
Obiliqi	542	170	191	45	151	43	-	-	200	82	200	82	-	-
Rahoveci	184	30	88	16	32	6	-	-	64	8	64	8	-	-
Peja	2.120	1.010	750	335	648	270	-	-	722	405	722	405	-	-
Podujeva	2.092	851	852	345	749	302	-	-	491	204	491	204	-	-
Prishtina	6.427	2.917	2.236	913	1.704	759	20	13	2.467	1.232	2.467	1.232	19	6
Prizreni	2.784	1.217	1.323	541	818	321	-	-	643	355	643	355	76	9
Skenderaj	1.530	406	572	128	503	154	-	-	455	124	455	124	-	-
Shtimja	469	144	185	61	142	28	-	-	142	55	142	55	-	-
Shtërpca	-	-	-	-	-	-	-	-	-	-	-	-	-	-
Suhareka	802	147	391	55	322	56	-	-	89	36	89	36	-	-
Ferizaj	3.278	1.522	1.321	624	905	377	-	-	1.052	521	1.052	521	60	20
Vitia	799	289	305	108	288	102	-	-	206	79	206	79	-	-
Vushtrria	1.624	506	706	200	508	171	-	-	410	135	410	135	-	-
Zubin Potoku	:	:	:	:	:	:	:	:	:	:	:	:	:	:
Zveçani	:	:	:	:	:	:	:	:	:	:	:	:	:	:
Malisheva	767	273	355	126	256	88	-	-	156	59	156	59	2	2
Total	37.186	14.567	14.369	5.293	11.315	4.163	106	69	11.396	5.042	11.396	5.042	214	51

Finish of the academic year in secondary education - June 2005
Table 26:

Municipality	Total passed		Number of pupils by classrooms								From them			
			In X class		In XI class		In XII class		In XIII class		Graduated		Class recidivists	
	Total	Female	Total	Female	Total	Female	Total	Female	Total	Female	Total	Female	Total	Female
	Deçani	1.686	621	609	235	578	212	-	-	499	174	499	174	7
Gjakova	3.525	1.312	1.226	498	1.128	479	-	-	1.171	335	1.171	335	9	6
Gillogovci	3.213	1.374	1.242	484	1.146	516	-	-	825	374	825	374	9	4
Gjilani	4.672	2.303	1.753	867	1.541	741	109	65	1.269	630	1.269	630	109	56
Dragashi	622	166	209	54	230	65	-	-	183	47	183	47	6	1
Istogu	1.302	520	498	171	427	166	-	-	377	183	377	183	-	-
Kaçaniku	1.364	584	522	235	471	189	-	-	371	160	371	160	20	17
Klina	998	419	426	165	344	153	-	-	228	101	228	101	19	1
Fushë Kosova	974	508	336	163	303	168	-	-	335	177	335	177	5	3
Kamenica	1.169	558	499	237	424	204	-	-	246	117	246	117	1	1
Mitrovica	4.175	1.957	1.516	667	1.126	506	-	-	1.533	784	1.533	784	5	2
Leposaviqi	:	:	:	:	:	:	:	:	:	:	:	:	:	:
Lipjani	2.400	1.114	923	431	829	392	-	-	648	291	648	291	7	4
Novobërda	-	-	-	-	-	-	-	-	-	-	-	-	-	-
Obiliqi	713	282	280	101	233	99	-	-	200	82	200	82	-	-
Rahoveci	1.874	696	721	289	539	212	-	-	614	195	614	195	9	1
Peja	4.065	1.966	1.477	681	1.305	593	-	-	1.283	692	1.283	692	5	1
Podujeva	3.387	1.567	1.330	605	1.233	585	-	-	824	377	824	377	11	-
Prishtina	9.437	4.645	3.433	1.605	2.979	1.495	20	13	3.005	1.532	3.005	1.532	52	12
Prizreni	4.501	2.104	1.871	828	1.461	635	-	-	1.169	641	1.169	641	106	19
Skenderaj	2.323	928	918	342	786	338	-	-	619	248	619	248	40	8
Shtimja	1.105	480	400	175	409	156	-	-	296	149	296	149	-	-
Shtërpca	130	46	40	14	40	15	-	-	50	17	50	17	-	-
Suhareka	2.155	880	954	348	808	338	-	-	393	194	393	194	12	3
Ferizaj	4.885	2.422	1.777	918	1.627	720	-	-	1.481	784	1.481	784	60	20
Vitia	1.773	875	671	325	624	291	-	-	478	259	478	259	1	1
Vushtrria	2.856	1.266	1.152	495	998	450	-	-	706	321	706	321	4	1
Zubin Potoku	:	:	:	:	:	:	:	:	:	:	:	:	:	:
Zveçani	:	:	:	:	:	:	:	:	:	:	:	:	:	:
Malisheva	1.880	755	697	300	649	252	-	-	534	203	534	203	2	2
Total	67.184	30.348	25.480	11.233	22.238	9.970	129	78	19.337	9.067	19.337	9.067	499	163

Finish of the academic year (June and August) 2004/2005
Table 27:

Municipality	Total pupils		Total passed		Passed in June		Passed in August		Class recidivists	
	Total	Female	Total	Female	Total	Female	Total	Female	Total	Female
Deçani	1.754	621	1.686	621	1.434	522	252	99	68	-
Gjakova	3.694	1.323	3.525	1.312	3.008	1.221	517	91	169	11
Gllgovci	3.290	1.391	3.213	1.374	2.768	1.160	445	214	77	17
Gjilani	4.961	2.381	4.672	2.303	3.819	1.961	853	342	289	78
Dragashi	640	167	622	166	543	159	79	7	18	1
Istogu	1.307	521	1.302	520	1.129	465	173	55	5	1
Kaçaniku	1.443	617	1.364	584	1.104	497	260	87	79	33
Klina	1.100	430	998	419	602	313	396	106	102	11
Fushë Kosova	992	515	974	508	727	402	247	106	18	7
Kamenica	1.179	564	1.169	558	1.007	495	162	63	10	6
Mitrovica	4.336	1.968	4.175	1.957	3.651	1.813	524	144	161	11
Leposaviqi	:	:	:	:	:	:	:	:	:	:
Lipjani	2.464	1.143	2.400	1.114	2.389	1.113	11	1	64	29
Novobërda	-	-	-	-	-	-	-	-	-	-
Obiliqi	745	291	713	282	592	255	121	27	32	9
Rahoveci	1.926	701	1.874	696	1.610	671	264	25	52	5
Peja	4.180	1.977	4.065	1.966	2.577	1.303	1.488	663	115	11
Podujeva	3.650	1.609	3.387	1.567	2.558	1.287	829	280	263	42
Prishtina	9.919	4.799	9.437	4.645	7.807	3.951	1.630	694	482	154
Prizreni	4.736	2.165	4.501	2.104	3.641	1.761	860	343	235	61
Skenderaj	2.421	946	2.323	928	1.966	793	357	135	98	18
Shtimja	1.105	480	1.105	480	1.051	458	54	22	-	-
Shtërpca	134	46	130	46	117	46	13	-	4	-
Suhareka	2.207	893	2.155	880	1.905	799	250	81	52	13
Ferizaj	5.118	2.458	4.885	2.422	3.454	1.812	1.431	610	233	36
Vitia	1.867	904	1.773	875	1.452	746	321	129	94	29
Vushtrria	2.922	1.295	2.856	1.266	2.282	960	574	306	66	29
Zubin Potoku	:	:	:	:	:	:	:	:	:	:
Zveçani	:	:	:	:	:	:	:	:	:	:
Malisheva	2.002	794	1.880	755	1.550	651	330	104	122	39
Total	70.092	30.998	67.184	30.348	54.743	25.614	12.441	4.734	2.908	650

The number of pupils that have graduated is 70092, from them 30998 are female.

Finish of the academic year in general secondary education 2004/2005
Table 28:

Municipality	Total pupils		Total passed		Passed in June		Passed in August		Class recidivists	
	Total	Female	Total	Female	Total	Female	Total	Female	Total	Female
Deçani	1.119	433	1.051	433	903	367	148	66	68	-
Gjakova	1.528	538	1.359	527	1.236	498	123	29	169	11
Gllgovci	1.652	922	1.575	905	1.258	755	317	150	77	17
Gjilani	2.096	1.086	1.929	1.034	1.803	953	126	81	167	52
Dragashi	343	85	339	84	332	84	7	-	4	1
Istogu	684	368	683	367	625	342	58	25	1	1
Kaçaniku	759	408	693	375	634	353	59	22	66	33
Klina	633	353	613	349	427	268	186	81	20	4
Fushë Kosova	496	286	478	279	403	252	75	27	18	7
Kamenica	736	416	731	411	610	359	121	52	5	5
Mitrovica	1.647	893	1.619	892	1.277	776	342	116	28	1
Leposaviqi	:	:	:	:	:	:	:	:	:	:
Lipjani	1.292	716	1.262	695	1.251	694	11	1	30	21
Novobërda	-	-	-	-	-	-	-	-	-	-
Obiliqi	181	117	171	112	167	109	4	3	10	5
Rahoveci	1.739	670	1.690	666	1.470	651	220	15	49	4
Peja	1.985	962	1.945	956	1.040	540	905	416	40	6
Podujeva	1.323	723	1.295	716	845	514	450	202	28	7
Prishtina	3.172	1.804	3.010	1.728	2.359	1.395	651	333	162	76
Prizreni	1.825	917	1.717	887	1.476	794	241	93	108	30
Skenderaj	871	540	793	522	654	437	139	85	78	18
Shtimja	636	336	636	336	606	321	30	15	-	-
Shtërpca	134	46	130	46	117	46	13	-	4	-
Suhareka	1.392	745	1.353	733	1.183	678	170	55	39	12
Ferizaj	1.607	900	1.607	900	929	541	678	359		
Vitia	1.068	615	974	586	825	513	149	73	94	29
Vushtrria	1.291	787	1.232	760	825	513	407	247	59	27
Zubin Potoku	:	:	:	:	:	:	:	:	:	:
Zveçani	:	:	:	:	:	:	:	:	:	:
Malisheva	1.187	510	1.113	482	886	390	227	92	74	28
Total	31.396	16.176	29.998	15.781	24.141	13.143	5.857	2.638	1.398	395

Finish of the academic year in professional secondary education 2004/2005
Table 29:

Municipality	Total pupils		Total passed		Passed in June		Passed in August		Class recidivists	
	Total	Female	Total	Female	Total	Female	Total	Female	Total	Female
Deçani	635	188	635	188	531	155	104	33	-	-
Gjakova	2.166	785	2.166	785	1.772	723	394	62	-	-
Glllogovci	1.638	469	1.638	469	1.510	405	128	64	-	-
Gjilani	2.865	1.295	2.743	1.269	2.016	1.008	727	261	122	26
Dragashi	297	82	283	82	211	75	72	7	14	-
Istogu	623	153	619	153	504	123	115	30	4	-
Kaçaniku	684	209	671	209	470	144	201	65	13	-
Klina	467	77	385	70	175	45	210	25	82	7
Fushë Kosova	496	229	496	229	324	150	172	79	-	-
Kamenica	443	148	438	147	397	136	41	11	5	1
Mitrovica	2.689	1.075	2.556	1.065	2.374	1.037	182	28	133	10
Leposaviqi	:	:	:	:	:	:	:	:	:	:
Lipjani	1.172	427	1.138	419	1.138	419	-	-	34	8
Novobërda	-	-	-	-	-	-	-	-	-	-
Obiliqi	564	174	542	170	425	146	117	24	22	4
Rahoveci	187	31	184	30	140	20	44	10	3	1
Peja	2.195	1.015	2.120	1.010	1.537	763	583	247	75	5
Podujeva	2.327	886	2.092	851	1.713	773	379	78	235	35
Prishtina	6.747	2.995	6.427	2.917	5.448	2.556	979	361	320	78
Prizreni	2.911	1.248	2.784	1.217	2.165	967	619	250	127	31
Skenderaj	1.550	406	1.530	406	1.312	356	218	50	20	-
Shtimja	469	144	469	144	445	137	24	7	-	-
Shtërpca	-	-	-	-	-	-	-	-	-	-
Suhareka	815	148	802	147	722	121	80	26	13	1
Ferizaj	3.511	1.558	3.278	1.522	2.525	1.271	753	251	233	36
Vitia	799	289	799	289	627	233	172	56	-	-
Vushtrria	1.631	508	1.624	506	1.457	447	167	59	7	2
Zubin Potoku	:	:	:	:	:	:	:	:	:	:
Zveçani	:	:	:	:	:	:	:	:	:	:
Malisheva	815	283	767	273	664	261	103	12	48	10
Total	38.696	14.822	37.186	14.567	30.602	12.471	6.584	2.096	1.510	255

Pupils that recidivist the year by classes 2004/2005
Table 30:

Municipality	Total		Number of recidivist pupils by classes							
			In X class		In XI class		In XII class		In XIII class	
	Total	Female	Total	Female	Total	Female	Total	Female	Total	Female
Deçani	68	-	50	-	11	-	-	-	7	-
Gjakova	169	11	110	4	50	1	-	-	9	6
Gllgovci	77	17	38	8	30	5	-	-	9	4
Gjilani	289	78	144	18	23	4	13	-	109	56
Dragashi	18	1	8	-	4	-	-	-	6	1
Istogu	5	1	2	1	3	-	-	-	-	-
Kaçaniku	79	33	43	11	16	5	-	-	20	17
Klina	102	11	56	1	27	9	-	-	19	1
Fushë Kosova	18	7	13	4	-	-	-	-	5	3
Kamenica	10	6	7	5	2	-	-	-	1	1
Mitrovica	161	11	120	8	36	1	-	-	5	2
Leposaviqi	:	:	:	:	:	:	:	:	:	:
Lipjani	64	29	42	16	15	9	-	-	7	4
Novobërda	-	-	-	-	-	-	-	-	-	-
Obiliqi	32	9	29	7	3	2	-	-	-	-
Rahoveci	52	5	35	4	8	-	-	-	9	1
Peja	115	11	97	3	13	7	-	-	5	1
Podujeva	263	42	186	36	66	6	-	-	11	-
Prishtina	482	154	308	92	122	50	-	-	52	12
Prizreni	235	61	98	37	31	5	-	-	106	19
Skenderaj	98	18	27	4	31	6	-	-	40	8
Shtimja	-	-	-	-	-	-	-	-	-	-
Shtërpca	4	-	3	-	1	-	-	-	-	-
Suhareka	52	13	23	5	17	5	-	-	12	3
Ferizaj	233	36	120	10	53	6	-	-	60	20
Vitja	94	29	74	24	19	4	-	-	1	1
Vushtrria	66	29	45	19	17	9	-	-	4	1
Zubin Potoku	:	:	:	:	:	:	:	:	:	:
Zveçani	:	:	:	:	:	:	:	:	:	:
Malisheva	122	39	84	22	36	14	-	-	2	2
Total	2.908	650	1.762	339	634	148	13	13	499	163

The number of pupils that recidivist the academic year was 2908 from them 650 pupils were female.

Special elementary education 2005/2006

Table 31:

<i>Municipality</i>	<i>No. of schools</i>	<i>No. of classroo</i>	<i>Pupils</i>			<i>Teachers</i>		
			<i>Total</i>	<i>Female</i>	<i>Male</i>	<i>Total</i>	<i>Female</i>	<i>Male</i>
Deçani	-	1	8	4	4	1	1	-
Gjakova	-	7	67	22	45	7	6	1
Glllogovci	-	2	11	6	5	2	1	1
Gjilani	1	5	36	17	19	5	4	1
Dragashi	-	1	4	3	1	1	1	-
Istogu	-	2	17	8	9	2	1	1
Kaçaniku	-	2	15	3	12	2	2	-
Klina	-	2	16	5	11	2	-	2
Fushë Kosova	-	2	7	4	3	1	1	-
Kamenica	-	2	16	6	10	2	2	
Mitrovica	1	11	71	24	47	15	5	10
Lipjani	1	1	7	2	5	1		1
Obiliqi	-	-	-	-	-	-	-	-
Rahoveci	-	2	15	6	9	2	2	
Peja	1	4	54	21	33	33	18	15
Podujeva		9	23	9	14	3	3	
Prishtina	1	14	101	46	55	16	14	2
Prizreni	1	22	145	45	100	32	24	8
Skenderaj	-	-	-	-	-	-	-	-
Shtimja	1	3	18	10	8	3	2	1
Suhareka	-	1	7	4	3	1	1	-
Ferizaj	-	4	44	17	27	4	2	2
Viti	-	2	13	2	11	2	1	1
Vushtrria	-	2	8	3	5	1	1	-
Total	7	101	703	267	436	138	92	46

The numbers of special elementary schools that have reported were seven with 101 classrooms, 703 pupils and 138 teachers.

Special secondary education 2005/2006
Table 32:

<i>Municipality</i>	<i>No. of schools</i>	<i>No. of classroom</i>	<i>Pupils</i>			<i>Teachers</i>				
			<i>Total</i>	<i>Female</i>	<i>Male</i>	<i>Total</i>	<i>Female</i>	<i>Male</i>	<i>Full time</i>	<i>Part time</i>
Peja	1	3	34	21	13	31	17	14	24	7
Prizreni	2	5	39	8	31	17	9	8	14	5
Mitrovica	1	3	21	7	14	3	2	1	3	-
Total	4	11	94	36	58	51	28	23	41	12

The number of special secondary schools that have reported was four with 11 classrooms, with 94 pupils and 41 teachers.

Pupils by age in special elementary education 2005/2006

Table 33:

Municipality	Classroom	Teachers		Pupils		Number of pupils by age																				
		Total	Female	Total	Female	11 years		12 years		13 years		14 years		15 years		16 years		17 years		18 years		19 years		20 years		
						Total	Female	Total	Female	Total	Female	Total	Female	Total	Female	Total	Female	Total	Female	Total	Female	Total	Female	Total	Female	Total
Deçani	1	1	1	8	4	7	4	1	-	-	-	-	-	-	-	-	-	-	-	-	-	-	-	-	-	
Gjakova	7	7	6	67	22	38	14	3	-	4	1	6	1	4	1	1	-	2	-	3	1	-	-	6	4	
Glllogovci	2	2	1	11	6	1	1	1	1	-	-	1	1	1	-	-	-	-	2	-	2	1	3	1	-	
Gjilani	5	5	4	36	17	22	12	4	3	3	-	1	-	2	-	4	2	-	-	-	-	-	-	-	-	
Dragashi	1	1	1	4	3	3	3	-	-	-	-	-	-	-	-	-	-	-	-	-	-	-	1	-		
Istogu	2	2	1	17	8	9	3	-	-	1	1	-	-	3	1	-	2	1	1	1	1	-	-	1	1	
Kaçaniku	2	2	2	15	3	8	2	4	1	-	-	-	-	-	-	3	-	-	-	-	-	-	-	-	-	
Klina	2	2	2	16	5	3	2	2	-	1	-	3	3	3	4	-	-	-	-	-	-	-	-	-	-	
Fushë Kosova	2	1	1	7	4	4	3	1	-	-	-	1	1	1	-	-	-	-	-	-	-	-	-	-	-	
Kamenica	2	2	2	16	6	10	2	3	1	-	-	-	-	-	-	-	-	2	2	-	-	-	-	1	1	
Mitrovica	11	15	5	71	23	35	11	4	2	8	4	5	-	4	1	5	1	4	2	2	1	2	-	2	1	
Leposaviqi	:	:	:	-	:	:	:	:	:	:	:	:	:	:	:	:	:	:	:	:	:	:	:	:	:	:
Lipjani	1	1	-	7	2	-	-	-	-	2	1	3	1	-	-	2	-	-	-	-	-	-	-	-	-	
Novobërda	-	-	-	-	-	-	-	-	-	-	-	-	-	-	-	-	-	-	-	-	-	-	-	-	-	
Obiliqi	-	-	-	-	-	-	-	-	-	-	-	-	-	-	-	-	-	-	-	-	-	-	-	-	-	
Rahoveci	2	2	2	15	6	11	4	-	-	2	2	-	-	-	-	-	-	-	-	-	-	-	-	2	-	
Peja	4	33	18	54	21	23	11	7	4	8	1	6	2	2	1	3	2	1	-	2	-	1	-	1	-	
Podujeva	9	16	3	23	9	10	6	3	3	1	2	-	-	-	1	1	1	1	-	1	-	-	-	2	1	
Prishtina	14	3	14	101	46	62	28	12	4	10	5	12	6	2	2	1	-	1	-	1	1	-	-	-	-	
Prizreni	22	32	24	145	45	61	18	15	4	20	7	16	6	6	1	14	7	5	1	7	1	-	-	1	-	
Skenderaj	-	-	-	-	-	-	-	-	-	-	-	-	-	-	-	-	-	-	-	-	-	-	-	-	-	
Shtimja	3	3	2	18	10	5	3	2	2	2	1	6	3	-	-	-	-	1	-	1	-	1	1	-	-	
Shtërpca	-	-	-	-	-	-	-	-	-	-	-	-	-	-	-	-	-	-	-	-	-	-	-	-	-	
Suhareka	1	1	1	7	4	3	2	-	-	4	2	-	-	-	-	-	-	-	-	-	-	-	-	-	-	
Ferizaj	4	4	2	44	17	25	9	4	3	3	2	2	-	-	-	5	2	-	-	3	-	-	-	2	1	
Vitia	2	2	1	13	2	11	2	-	-	2	-	-	-	-	-	-	-	-	-	-	-	-	-	-	-	
Vushtrria	2	1	1	8	3	4	1	2	1	1	-	1	1	-	-	-	-	-	-	-	-	-	-	-	-	
Zubin Potoku	:	:	:	:	:	:	:	:	:	:	:	:	:	:	:	:	:	:	:	:	:	:	:	:	:	:
Zveçani	:	:	:	:	:	:	:	:	:	:	:	:	:	:	:	:	:	:	:	:	:	:	:	:	:	:
Malisheva	-	-	-	-	-	-	-	-	-	-	-	-	-	-	-	-	-	-	-	-	-	-	-	-	-	
Total	101	138	92	703	266	355	141	68	26	74	28	65	25	28	8	43	15	19	6	23	5	6	2	22	10	

Finish of the academic year in special elementary education 2004/2005

Table 34:

Municipality	Total	Female	Number of pupils by classrooms								
			I class	II class	III class	IV class	V class	VI class	VII class	VIII class	IX class
Deçani	8	4	3	-	-	5	-	-	-	-	-
Gjakova	67	22	6	9	16	12	11	6	2	2	3
Glogovci	11	6	-	-	6	5	-	-	-	-	-
Gjilani	36	17	4	3	13	9	1	1	-	5	-
Dragashi	4	3	-	-	-	4	-	-	-	-	-
Istogu	17	8	7	10	-	-	-	-	-	-	-
Kaçaniku	15	3	-	-	15	-	-	-	-	-	-
Klina	16	5	4	1	-	6	1	2	1	1	-
Fushë Kosova	7	4	2	-	4	-	1	-	-	-	-
Kamenica	16	6	3	1	6	3	-	1	2	-	-
Mitrovica	71	24	3	17	7	6	11	3	7	5	12
Leposaviqi	:	:	:	:	:	:	:	:	:	:	:
Lipjani	7	2	2	-	-	5	-	-	-	-	-
Novobërda	-	-	-	-	-	-	-	-	-	-	-
Obiliqi	-	-	-	-	-	-	-	-	-	-	-
Rahoveci	15	6	10	-	5	-	-	-	-	-	-
Peja	54	21	3	4	6	12	6	10	4	5	4
Podujeva	23	9	4	2	2	6	3	5	1	-	-
Prishtina	101	46	14	8	18	9	11	18	11	12	-
Prizreni	145	45	17	16	21	13	16	22	22	10	8
Skënderaj	-	-	-	-	-	-	-	-	-	-	-
Shtimja	18	10	8	-	3	6	1	-	-	-	-
Shtërpca	-	-	-	-	-	-	-	-	-	-	-
Suhareka	7	4	2	1	-	4	-	-	-	-	-
Ferizaj	44	17	-	11	33	-	-	-	-	-	-
Vitia	13	2	6	-	7	-	-	-	-	-	-
Vushtrria	8	3	3	-	5	-	-	-	-	-	-
Zubin Potoku	:	:	:	:	:	:	:	:	:	:	:
Zveçani	:	:	:	:	:	:	:	:	:	:	:
Malisheva	-	-	-	-	-	-	-	-	-	-	-
Total	703	267	101	83	167	105	62	68	50	40	27

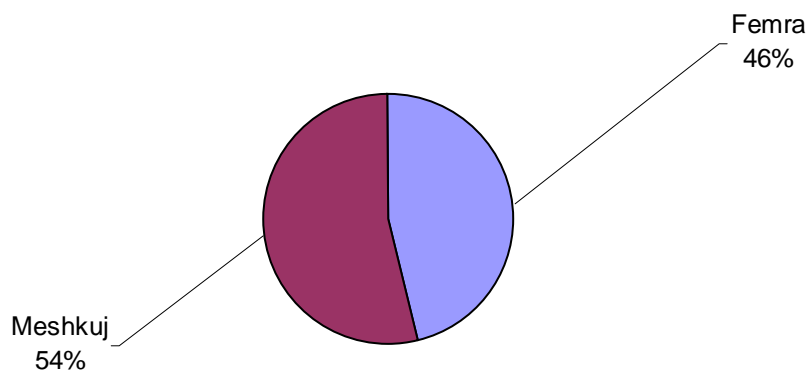
The number of pupils that have graduated was 703, from them 267 pupils were female.

General number of students in faculties in the academic year 2005/2006

Table 35:

Faculties	Female	Male	Total
Philosophic Faculty	1.144	990	2.134
Faculty of Mathematic-Natural Sciences	1.135	1.406	2.541
Philological Faculty	1.574	1.278	2.852
Law Faculty	1.706	2.204	3.910
Economic Faculty	1.763	1.605	3.368
Construct and Architecture Faculty	260	956	1.216
Faculty of Electrical Engin. and Computer	265	1.082	1.347
Faculty of Machinery	101	1.074	1.175
Medicine Faculty	1.534	1.400	2.934
Art Faculty	218	218	436
Agriculture Faculty	144	568	712
Faculty of Mining and Metallurgy	155	461	616
Faculty of Physical Culture	141	11	152
Faculty of Educator	173	83	256
Faculty of Education	1.638	502	2.140
SHL - Prishtinë	409	101	510
SHAB - Pejë	676	770	1.446
FSHTA - Mitrovicë	184	593	777
FSHTA - Ferizaj	34	151	185
Total	13.254	15.453	28.707

Figure 1: Students by gender structure 2005/2006

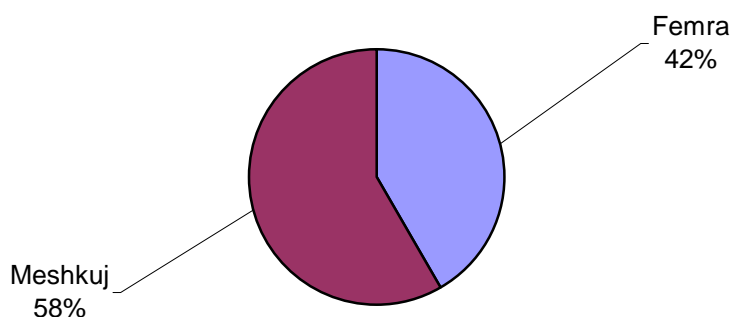


Number of graduated students in faculties in the academic year 2005/2006

Table 36:

Faculties	Male	Female	Total
Philosophic Faculty	93	75	168
Faculty of Mathematic-Natural Sciences	92	78	170
Philological Faculty	108	172	280
Law Faculty	213	100	313
Economic Faculty	163	90	253
Construct and Architecture Faculty	71	31	102
Faculty of Electrical Engin. and Computer	34	9	43
Faculty of Machinery	44	5	49
Medicine Faculty	155	152	307
Art Faculty	21	29	50
Agriculture Faculty	31	7	38
Faculty of Mining and Metallurgy	33	4	37
Faculty of Physical Culture	74	19	93
Faculty of Educator	8	40	48
Faculty of Education			
Total	1.140	811	1.951

Figure 2: Gender structure of graduated students in the academic year 2005/2006

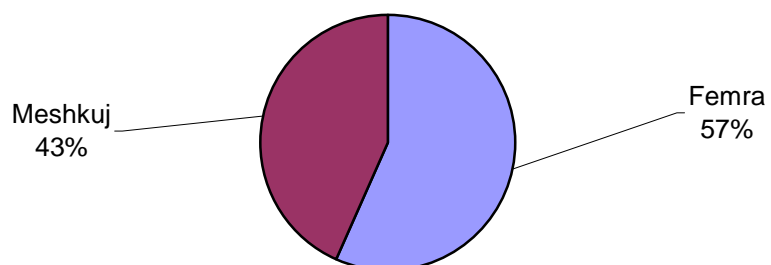


Number of graduated students in high schools 2005/2006

Table 37:

High Schools	Male	Female	Total
High School of Pedagogy- Prishtinë	119	295	414
High School of Economy- Pejë	48	38	86
Technical High School- Mitrovicë	22	10	32
High School of Pedagogy"Xhevdet Doda"- Prizren	41	56	97
High School of Pedagogy- Gjakovë	179	137	316
High School of Pedagogy- "Skenderbeu"Gjilan			
Technical High School- Ferizaj	7	5	12
Total	416	541	957

Figure 3: Gender structure of graduated students in 2005/2006

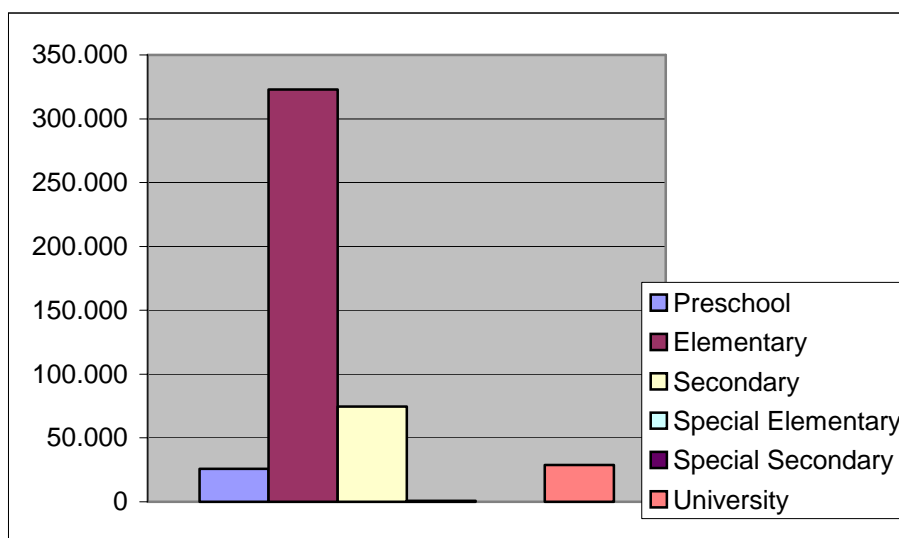


Number of children, pupils and students 2005/2006

Table 38:

Educational level	Total	Female	Male
Preschool	25.751	12.361	13.390
Elementary	322.864	154.873	167.991
Secondary	74.635	32.807	41.828
Special Elementary	703	267	436
Special Secondary	94	36	58
University	28.707	15.453	13.254
Total	452.754	215.797	236.957

Figure 4: Number of children, pupils and students for 2005/2006

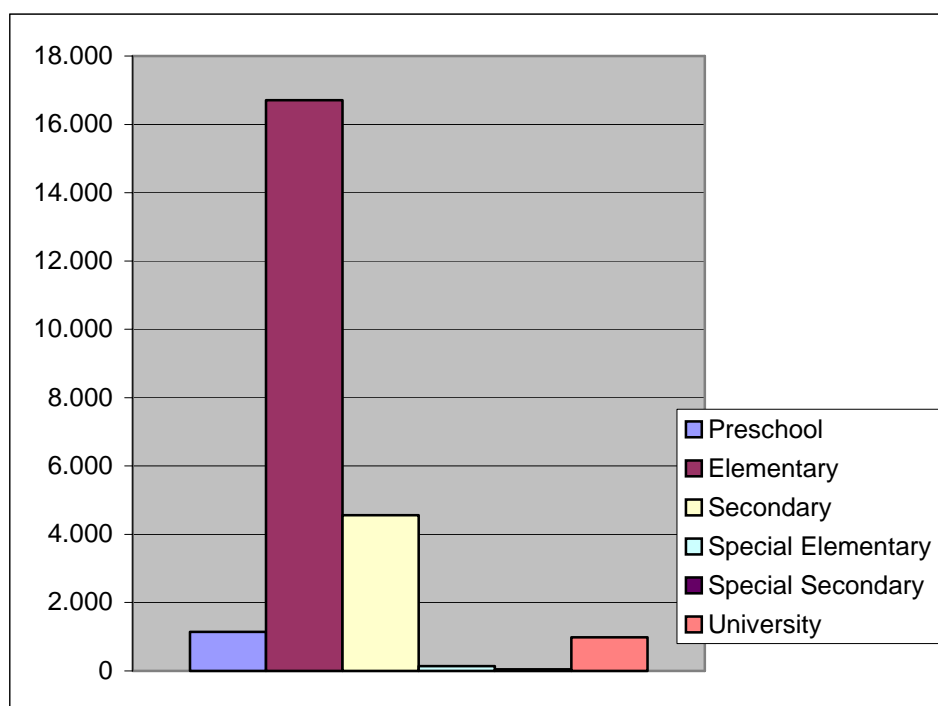


Number of teachers in all levels for 2005/2006

Table 39:

Educational level	Total	Female	Male
Preschool	1.141	1.071	70
Elementary	16.705	6.534	10.171
Secondary	4.558	1.346	3.212
Special Elementary	138	92	46
Special Secondary	51	28	23
University	980	243	737
Total	23.573	9.314	14.259

Figure 5: Number of teachers in all levels 2005/2006



Statistical Office of Kosovo (SOK) - a brief description

The Statistical Office as a professional office has been in operation since 1948, and has passed through all the historic phases of Kosovo. On August 2nd 1999 the Office restarted its work as an independent and professional institution of public administration of Kosovo. Kosovo Consolidated Budget and various donors for particular projects finance the Office.

A Statistical Regulation (Regulation 2001/14) came into force 2 July 2001. SOK is an executive agency attached to the Ministry of Public Services (MPS). A Master Plan (medium term development plan) for the statistical system in Kosovo has been produced.

Organization structure: Seven Regional Offices (Pristine, Peja, Gjakova, Prizren, Ferizaj, Gjilan and Mitrovica) and Head Quarters in Prishtina have at present a total of 134 employees, 88 at HQ and 46 at the Regional Offices. There is 1 Long Term Consultant from Statistics Sweden, financed by Sida and 1 Project Coordinator, Statistics Sweden Projects, SOK. The Office has a fully-fledged field organization for surveys with experienced enumerators and sufficient transport. Local and international expert group are working in the population census project.

The Office Mission is to fulfill the needs of users for objective statistical data and analyses in order to support government departments and provide proper information for decision-makers and other users in Kosovo.

- **Address: Statistical Office of Kosovo, Zenel Salihu Str. No: 4, Pristine**
- **Telephones:**
Head-quarters: +381 (0) 38 235 111
Director: +381 (0) 38 235 545 or +381 (0) 38 504 604 ext. 6572
- **Fax: +381 (0) 38 235 033**
- **E-mail: social@ks-gov.net**
- **Web-site: www.ks-gov.net/esk**