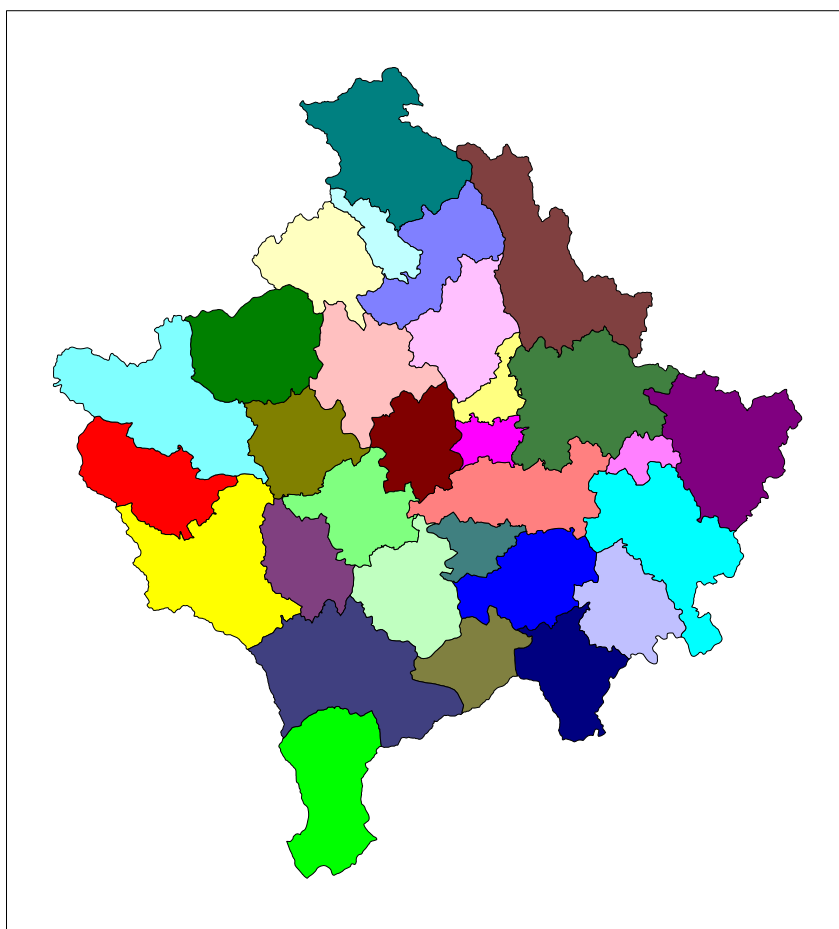




Institucionet e Përkohshme Vetëqeverisëse / Privremena Institucija Samouprave / Provisional Institutions of Self Government  
Qeveria e Kosovës / Vlada Kosova / Government of Kosovo  
Ministria e Shërbimeve Publike / Ministarstvo javnih službi / Ministry of Public Services

## Series 5: Social Statistics

# Statistics on Education in Kosovo 2004/2005



Enti i Statistikës së Kosovës  
Zavod za Statistiku Kosova  
Statistical Office of Kosovo

## Foreword

Publication of educational statistics 2004/05 is the forth in row published by Statistical Office of Kosovo. This publication contains data for preschool education, kindergarten education, elementary education, lower education, secondary education, higher secondary education and university education.

Reported units for data collection are: kindergartens, preschool institutions, elementary schools, secondary schools and central administration of University of Prishtina.

For data collection the following questionnaires are used:

1. Questionnaires for preschool
2. Questionnaires for elementary schools
3. Questionnaires for secondary schools
4. Questionnaires for elementary schools for children with special needs
5. Questionnaires for secondary schools for children with special needs

Data for University of Prishtina are acquired from the central administration of University of Prishtina.

Statistical Office of Kosovo (SOK) is grateful to all that have contributed in the preparation of this publication.

We would like to thank Representatives of Education Directorates, in all municipalities of Kosovo and collaborators of regional statistics directorates that were enough active in data collection.

This publication is prepared of:

Mr.sc. Bashkim Bellaqa – Head of Social Statistics Department

Prof. Zymer Maxharri – Chief of Information Technology

Znj. Ajshe Avdiu – Chief of Social Statistics Division

Znj. Senavere Radoni –Bahtijari, Senior Officer of Educational Statistics

Znj. Teuta Ukëhaxhaj – Ademi, Educational Statistics Officer

## List of abbreviations

MEST	Ministry of Education Science and Technology
-	No occurrence
:	Data missing

## Table of content

Organization of Educational Program .....	5
1. Preschool education and kindergartens.....	6
Number of children registered for the first time in the kindergartens and preschool 2004-2005 .....	8
Frequency of children in kindergartens and preschool education 2004/2005 .....	9
Age of children in kindergartens and preschool 2004/2005 .....	10
Number of registered children by groups in kindergartens and preschool 2004/2005 .....	11
Educators and number of children for one educator in kindergartens and preschool 2004/2005 .....	12
Educators by educational preparation in kindergartens and preschool 2004/2005.....	13
2. Elementary education, first phase of basic education for 5 years( age 6 to 12 years) Low secondary education, second phase of basic education for 4 years (age 12 to 15 years).....	14
Schools, classrooms, pupils, teachers in elementary schools 2004/2005 .....	16
Schools and classrooms by educational level in elementary schools 2004/2005 .....	17
Number of pupils by educational level 2004/2005 .....	18
Number of teachers in elementary education 2004/2005 .....	19
Number of pupils by age .....	20
Number of pupils that graduated (June+ August) 2003/2004 .....	21
Number of pupils by classes that graduated (June +August) 2003/2004 .....	22
Movements of pupils in elementary education 2003/2004.....	23
3. Hight secondary education for 3 or 4 years, depending on educational programs by "mest" ( age 15-19 years).....	24
Schools, classrooms and teachers in high secondary education 2004/2005 .....	26
Schools, teachers and pupils by teaching language in secondary schools 2004/2005 .....	27
Number of classrooms by classes in secondary education 2004/2005 .....	28
Number of teachers in secondary education 2004/2005 .....	29
Number of pupils by classes in secondary education 2004/2005 .....	30
Number of pupils in general secondary education.....	31
Number of pupils in professional secondary education 2004/2005.....	32
Pupils by age in gymnasiums 2004/2005 .....	33
Number of pupils y age in professional secondary education 2004/2005.....	34
Finish of academic year in secondary schools (June+August) 2003/2004 .....	35
Finish of academic year in general secondary schools – Gymnasiums 2003/2004 .....	36
Finish of academic year in professional schools (June+August) 2003/2004.....	37
Number of pupils that graduated by classes 2003/2004 .....	38
Finish of academic year in general secondary schools gymnasiums (June) 2003/2004 .....	39
Finish of academic year in professional education 2003/2004.....	40
Pupils that recidivist the year by classes 2003/2004.....	41
Special elementary schools, starting of the year 2004/2005.....	42
Special secondary schools, starting of the year 2004/2005.....	42
Pupils by age in special elementary education 2004/2005 .....	43
Finish of academic year in special elementary education 2003/2004 .....	44
General number of students in faculties in academic year 2004/2005 .....	45
Number of students in high schools in academic year 2004/2005.....	46
Number of teachers in faculties 2004/2005 .....	47
Number of teachers in high schools 2004/2005 .....	48
Number of children, pupils and students 2004/2005.....	49
Number of teachers in all levels for 2004/2005 .....	50



## Organization of Educational Program

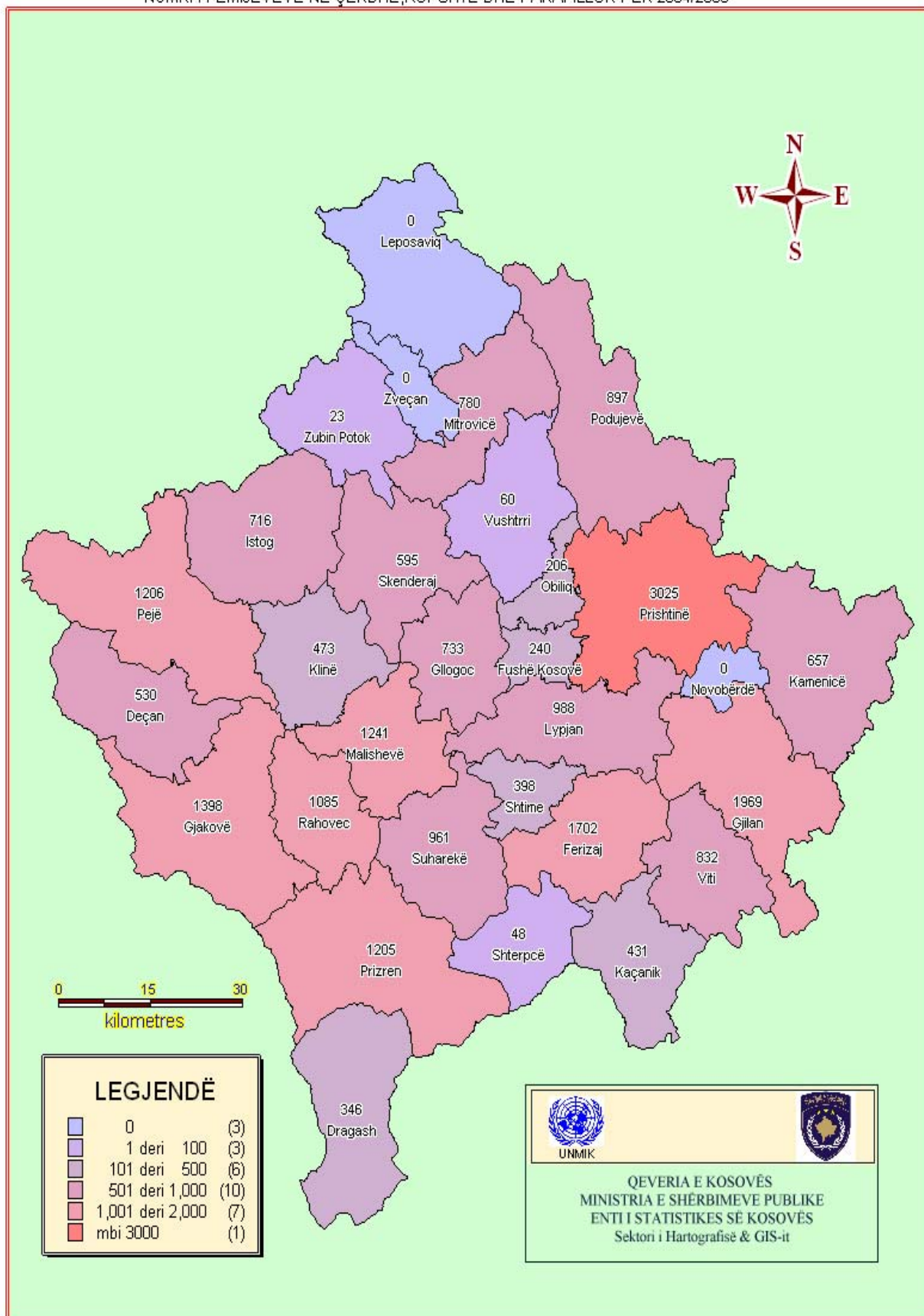
Level of education system in Kosovo

Categories of ISCED 97	Description of 97 categories of ISCED 97	Age group/class	Levels of education system in Kosovo (expanded)
0	Pre-school Education	9 months - 3 years 3 - 5 years 5 - 6 years	"Pre-school education (usually from 3 till 6 years old)"
1	Elementary education or the first phase of basic education	Class 1 Class 2 Class 3 Class 4 Class 5	"Elementary education ( first phase of basic education) for 5 years (usually 6 till 12 years old)"
2	Low secondary education or the second phase of basic education	Class 6 Class 7 Class 8 Class 9	" Low secondary education (second phase of basic education) for 4 years (usually 12 till 15 years old)"
3	High secondary education	Class 10 Class 11 Class 12 Class 13	Program of professional education 2 till 4 years (15 till 19 years old)
4	Post-secondary education not tertiary	First scale studies	High level of post-secondary professional education (19 till 24 years old)
5	First phase of tertiary education	Master studies	In order to define this level only the definition of ISCED 97 was used (22 till 26 years old)
6	Second phase of tertiary education	Doctorate studies	In order to define this level only the definition of ISCED 97 was used (22 till 26 years old)

**CHAPTER I**

**LEVEL 0: PRESCHOOL EDUCATION AND KINDERGARTENS**

NUMRI I FËMIJEVE NË ÇERDHE, KOPSHTE DHE PARAFILLOR PËR 2004/2005





**Number of children registered for the first time in the kindergartens and preschool  
2004-2005**
**Table 1:**

Municipality	Age													
	Kindergartens	Classrooms	Uo to 1 year		2 years		3 years		4 years		5-6 years		Total	
			Total	Female	Total	Female	Total	Female	Total	Female	Total	Female	Total	Female
Deçani		20	12	6					6	4	482	241	500	251
Gjakova	2	22	12	5					4	1	676	319	692	325
Glllogovci	1	23	2	1	6	2	14	6	13	7	597	279	632	295
Gjilani	3	35	14	9	28	11	26	9	31	13	1670	776	1769	818
Dragashi		13	:	:										
Istogu	7	19	11	5	11	8	12	11	58	29	493	256	585	318
Kaçaniku	1	17	1	1	5	3	10	4	56	30	547	282	619	320
Klina	1	14	1	1	1		2	1	12	7	429	212	445	221
F.Kosova	1	4	22	9					1		98	36	121	45
Kamenica	1	27	1		9	3	6	3	19	8	622	286	657	300
Mitrovica	1	10							16	5	601	276	617	281
Leposaviqi														
Lipjani	1	35			10	5			7	4	829	372	846	381
Novobërda														
Obiliqi	1	8	4	1	3	2	4	3	1	1	137	67	149	74
Rahoveci	2	23					22	12	51	22	811	389	884	423
Peja	2	26	10	5	16	5	10	4	18	10	868	421	922	445
Podujeva	1	27	13	8					32	14	811	367	856	389
Prishtina	10	26	146	70	128	56	53	20	44	23	1.442	672	1813	841
Prizreni	2	18	5	2	4	3	7	4	5	2	912	433	933	444
Skënderaj	1	23	4	1	9	2	11	8	45	18	720	365	789	394
Shtimja		11									372	173	372	173
Shtërpca		3									48	23	48	23
Suhareka	1	25					6	2	21	8	915	461	942	471
Ferizaji	1	33	54	26	27	9	82	30	72	34	1.467	734	1.702	833
Vitia	1	21	6	4	1						763	363	770	367
Vushtrria		1									60	31	60	31
Z.Potoku		1							9	5	14	8	23	13
Zveçani														
Malisheva	1	30							52	24	1180	572	1232	596
<b>Total</b>	<b>42</b>	<b>515</b>	<b>318</b>	<b>154</b>	<b>258</b>	<b>109</b>	<b>265</b>	<b>117</b>	<b>573</b>	<b>269</b>	<b>17.564</b>	<b>8.414</b>	<b>18.978</b>	<b>9.072</b>

**Frequency of children in kindergartens and preschool education 2004/2005**
**Table 2:**

Municipality	Kindergartens	Preschool classrooms	Frequented children		From whom with food	
			Total	Female	Total	Female
Deçani		20	516	256	23	9
Gjakova	2	22	1.073	496	21	12
Glllogovci	1	23	629	301	42	23
Gjilani	3	35	1.726	802	52	22
Dragashi		13	346	163		
Istogu	7	19	554	287	26	5
Kaçaniku	1	17	547	282	16	6
Klina	1	14	439	216	22	11
Fushë Kosova	1	4	124	48	31	14
Kamenica	1	27	624	288	254	113
Mitrovica	1	10	601	276	131	61
Leposaviqi						
Lipjani	1	35	923	423	35	15
Novobërda						
Obiliqi	1	8	143	73	51	28
Rahoveci	2	23	914	445	137	67
Peja	2	26	963	473	119	60
Podujeva	1	27	819	372	5	3
Prishtina	10	26	1.781	814	386	155
Prizreni	2	18	1.108	529	229	111
Skënderaj	1	23	731	370	23	11
Shtimja		11	398	188		
Shtërpca		3	48	23		
Suhareka	1	25	915	461	114	63
Ferizaj	1	33	1.510	755	74	43
Vitja	1	21	780	365	47	14
Vushtrria		1	60	31		
Z.Potoku		1	14	8		
Zveçani						
Malisheva	1	30	1.183	573	2	
<b>Total</b>	<b>42</b>	<b>515</b>	<b>19.469</b>	<b>9.318</b>	<b>1.840</b>	<b>846</b>

**Age of children in kindergartens and preschool 2004/2005**
**Table 3:**

Municipality	Kindergarten	Preschool classrooms	Age										Total	
			Up to 1 year		2 years		3 years		4 years		5-6 years		Total	Female
			Total	Female	Total	Female	Total	Female	Total	Female	Total	Female		
Deçani		20							13	5	517	256	530	261
Gjakova	2	22	28	8	51	24	78	37	168	81	1.073	488	1.398	638
Glogovci	1	23	6	3	20	10	40	18	38	17	629	301	733	349
Gjilani	3	35	35	17	54	23	79	26	75	35	1.726	802	1.969	903
Dragashi		13									346	163	346	163
Istogu	7	19	13	8	22	12	32	15	95	47	554	287	716	369
Kaçaniku	1	17	1	1	5	3	10	4	56	30	359	176	431	214
Klina	1	14	2	1	3	2	7	4	22	11	439	216	473	234
F.Kosova	1	4	22	9	25	14	23	11	46	20	124	48	240	102
Kamenica	1	27	1		9	3	6	3	17	6	624	288	657	300
Mitrovica	1	10	16	7	33	17	54	22	76	26	601	276	780	348
Leposaviqi														
Lipjani	1	35	9	5	10	5	15	8	24	11	930	425	988	454
Novobërda														
Obiliqi	1	8	7	3	9	3	25	16	22	8	143	73	206	103
Rahoveci	2	23	10	5	6	3	31	16	124	51	914	445	1.085	520
Peja	2	26	68	31	47	20	39	26	89	38	963	473	1.206	588
Podujeva	1	27	6	3	16	7	10	3	46	25	819	389	897	427
Pristina	10	26	150	68	265	119	423	183	406	184	1.781	814	3.025	1.368
Prizreni	2	18	5	2	19	10	31	16	42	22	1.108	529	1.205	579
Skënderaj	1	23	4	1	9	2	11	8	45	18	526	273	595	302
Shtimja		11									398	188	398	188
Shtërpca		3									48	23	48	23
Suhareka	1	25			3		10	4	33	13	915	461	961	478
Ferizaji	1	33	11	5	27	9	82	30	72	34	1.510	755	1.702	833
Vitia	1	21	13	8	5	3	21	14	13	7	780	367	832	399
Vushtrria		1									60	31	60	31
Z.Potoku		1							9	5	14	8	23	13
Zveçani														
Malisheva	1	30	1	1	3	1	1	1	53	25	1.183	573	1.241	601
<b>Total</b>	<b>42</b>	<b>515</b>	<b>408</b>	<b>186</b>	<b>641</b>	<b>290</b>	<b>1.028</b>	<b>465</b>	<b>1.584</b>	<b>719</b>	<b>19.084</b>	<b>9.128</b>	<b>22.745</b>	<b>10.788</b>

**Number of registered children by groups in kindergartens and preschool 2004/2005**
**Table 4:**

Municipality	Kindergarten	Preschool classrooms	Children									
			Total	Female	I groups		II groups		III groups		IV groups	
					Total	Female	Total	Female	Total	Female	Total	Female
Deçani		20	530	261	376	183	90	44	24	11	40	23
Gjakova	2	22	1398	638	446	213	247	113	662	300	43	12
Glogovci	1	23	733	349	449	216	47	21	168	84	69	28
Gjilani	3	35	1969	903	623	298	625	280	364	196	357	129
Dragashi		13	346	163	214	94	102	53	15	9	15	7
Istogu	7	19	716	369	64	32					652	337
Kaçaniku	1	17	431	214	28	11	44	27	301	149	58	27
Klina	1	14	473	234	17	8					456	226
Fushë Kosova	1	4	240	102	203	87	37	15				
Kamenica	1	27	657	300	326	152	83	38	108	57	140	53
Mitrovica	1	10	780	348	442	188	338	160				
Leposaviqi												
Lipjani	1	35	988	454	633	284	140	69	215	101		
Novobërda												
Obiliqi	1	8	206	103	102	44	44	20	60	39		
Rahoveci	2	23	1.085	520	555	270	436	213	69	25	25	12
Peja	2	26	1.206	588							1.206	588
Podujeva	1	27	897	427	418	196	154	66	123	58	202	107
Prishtina	10	26	3.025	1.368	1.022	479	830	393	706	298	467	198
Prizreni	2	18	1.205	579	735	289	261	177	209	113		
Skënderaj	1	23	595	302	331	170	120	64	106	54	38	14
Shtimja		11	398	188	30	15	26	12	342	161		
Shtërpca		3	48	23	48	23						
Suhareka	1	25	961	478	498	237	188	90	238	134	37	17
Ferizaj	1	33	1.702	833	40	18	90	36	1.484	732	88	47
Vitia	1	21	832	399	353	171	122	71	74	38	283	119
Vushtrria		1	60	31	30	15	30	16				
Z.Potoku		1	23	13	23	13						
Zveçani												
Malisheva	1	30	1.241	601	822	389	361	178	58	34		
<b>Total</b>	<b>42</b>	<b>515</b>	<b>22.745</b>	<b>10.788</b>	<b>8.828</b>	<b>4.095</b>	<b>4.415</b>	<b>2.156</b>	<b>5.326</b>	<b>2.593</b>	<b>4.176</b>	<b>1.944</b>

**Educators and number of children for one educator in kindergartens and preschool 2004/2005**
**Table 5:**

Municipality	Kindergarten	Preschool classrooms	Number of educators		Number of children		Children for one educator
			Total	Female	Total	Female	Total
Deçani		20	23	23	530	261	23
Gjakova	2	22	73	71	1.398	638	19
Glllogovci	1	23	37	32	733	349	20
Gjilani	3	35	92	92	1.969	903	21
Dragashi		13	15	8	346	163	23
Istogu	7	19	40	37	716	369	18
Kaçaniku	1	17	29	29	431	214	15
Klina	1	14	21	11	473	234	23
Fushë Kosova	1	4	19	18	240	102	13
Kamenica	1	27	46	45	657	300	14
Mitrovica	1	10	39	38	780	348	20
Leposaviqi							
Lipjani	1	35	55	50	988	454	18
Novobërda							
Obiliqi	1	8	15	13	206	103	14
Rahoveci	2	23	30	30	1.085	520	36
Peja	2	26	88	85	1.206	588	14
Podujeva	1	27	41	40	897	427	22
Prishtina	10	26	220	214	3.025	1.368	14
Prizreni	2	18	57	44	1.205	579	21
Skënderaji	1	23	28	22	595	302	21
Shtimja		11	21	21	398	188	19
Shtërpca		3			48	23	
Suhareka	1	25	37	33	961	478	26
Ferizaji	1	33	72	72	1.702	833	24
Vitia	1	21	31	23	832	399	27
Vushtrria		1	2	2	60	31	30
Z.Potoku		1	1	1	23	13	23
Zveçani							
Malisheva	1	30	42	40	1.241	601	30
<b>Total</b>	<b>42</b>	<b>515</b>	<b>1.174</b>	<b>1.099</b>	<b>22.745</b>	<b>10.788</b>	<b>19</b>

**Educators by educational preparation in kindergartens and preschool 2004/2005**
**Table 6:**

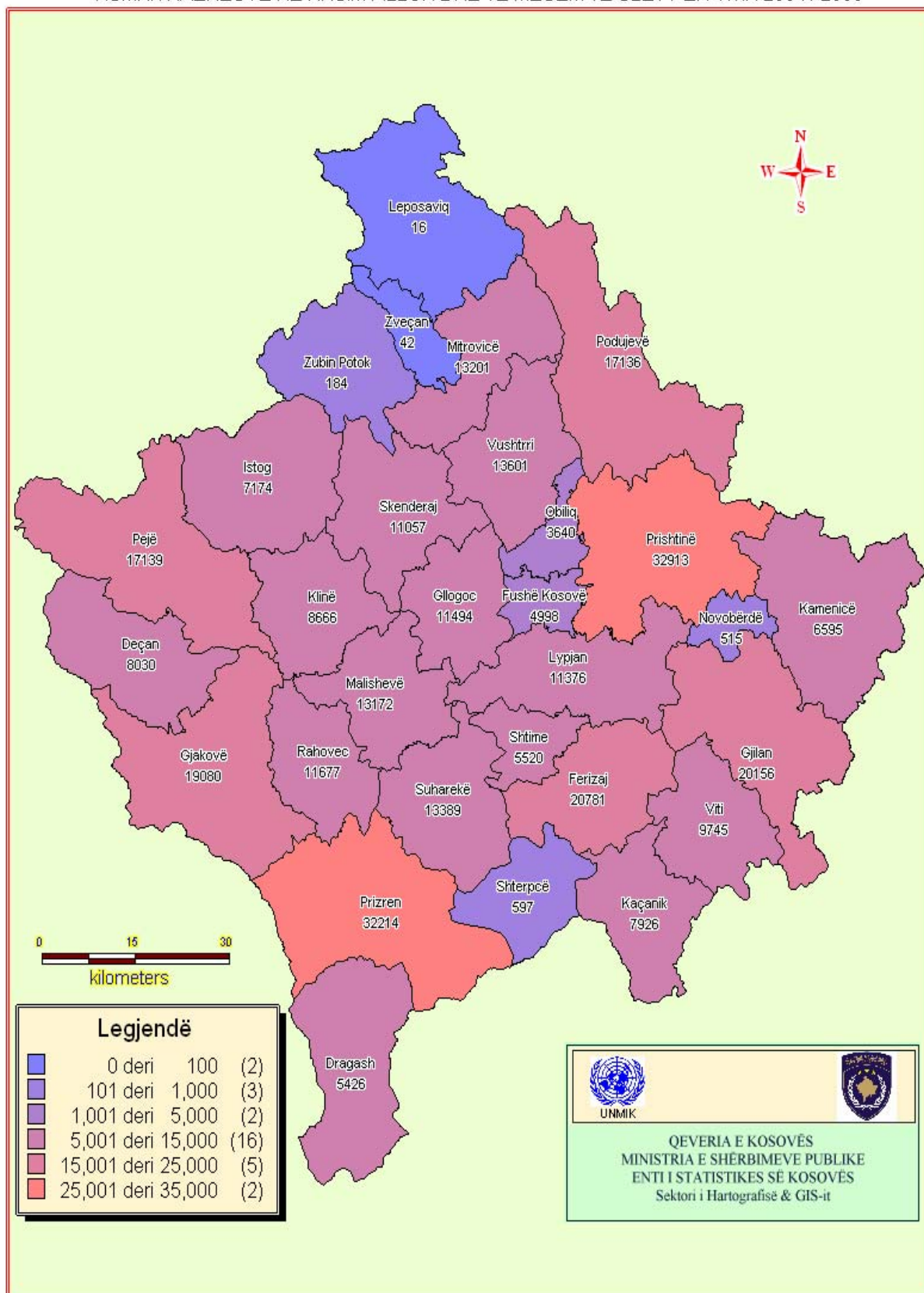
Municipality	Kindergarten	Preschool classrooms	Educators					Total	Female
			Unqualified	Secondary school	High school	University education			
Deçani		20		4	16	3	23	23	
Gjakova	2	22	1	32	40		73	71	
Gllgovci	1	23	3	14	15	5	37	32	
Gjilani	3	35		4	88		92	92	
Dragashi		13	2	11	2		15	8	
Istogu	7	19	6	10	19	5	40	37	
Kaçaniku	1	17	3	6	20		29	29	
Klina	1	6	12	2	1	6	21	11	
Fushë Kosova	1	4		14	4	1	19	18	
Kamenica	1	27	2	2	38	4	46	45	
Mitrovica	1	10		18	19	2	39	38	
Leposaviqi									
Lipjani	1	35	9	17	28	1	55	50	
Novobërda									
Obiliqi	1	8		6	8	1	15	13	
Rahoveci	2	23	1	19	10		30	30	
Peja	2	26	3	39	39	7	88	85	
Podujeva	1	27	3	17	14	7	41	40	
Prishtina	10	26	8	85	101	26	220	214	
Prizreni	2	18	4	41	5	7	57	44	
Skënderaj	1	23	1	8	17	2	28	22	
Shtimja		11	2	1	17	1	21	21	
Shtërpca		3							
Suhareka	1	25	3	12	18	4	37	33	
Ferizaji	1	33		17	55		72	72	
Vitja	1	21	4	27			31	23	
Vushtrria		1			2		2	2	
Z.Potoku		1		1			1	1	
Zveçani									
Malisheva	1	30	1	31	9	1	42	40	
<b>Total</b>	<b>42</b>	<b>507</b>	<b>68</b>	<b>438</b>	<b>585</b>	<b>83</b>	<b>1.174</b>	<b>1.029</b>	

**CHAPTER II**

**LEVEL 1: ELEMENTARY EDUCATION, FIRST PHASE OF BASIC  
EDUCATION FOR 5 YEARS (AGE 6 TO 12 YEARS)**

**LEVEL 2: LOW SECONDARY EDUCATION, SECOND PHASE OF BASIC  
EDUCATION FOR 4 YEARS (AGE 12 TO 15 YEARS)**

NUMRI I NXËNËSVE NË ARSIM FILLOR DHE TË MESËM TË ULËT PËR VITIN 2004 / 2005





**Schools, classrooms, pupils, teachers in elementary schools 2004/2005**
**Table 7:**

Municipality	School	Classrooms	Pupils		Teachers	
			Total	Female	Total	Female
Deçan	22	344	8.030	3.824	419	142
Gjakovë	51	713	19.080	9.198	938	472
Glllogoc	30	445	11.494	5.553	655	162
Gjilan	61	840	20.156	9.792	1.141	440
Dragash	34	270	5.426	2.618	339	11
Istog	25	300	7.174	3.438	365	154
Kaçanik	35	355	7.926	3.795	465	124
Klinë	25	347	8.666	4.067	428	148
Fushë Kosovë	14	191	4.998	2.369	278	146
Kamenicë	44	347	6.595	3.198	491	127
Mitrovicë	40	558	13.201	6.390	700	366
Leposaviq	1	6	16	6	7	
Lipjan	56	513	11.376	5.456	666	237
Novobërdë	11	42	515	247	60	27
Obiliq	17	171	3.640	1.794	255	127
Rahovec	31	455	11.677	5.636	566	179
Pejë	44	695	17.139	8.192	912	482
Podujevë	60	725	17.136	8.179	989	291
Prishtinë	66	1.305	32.913	15.815	1.711	1.025
Prizren	70	1.191	32.214	15.499	1521	642
Skënderaj	42	470	11.057	5.221	549	109
Shtimja	19	244	5.520	2.595	296	93
Shtërpcë	6	37	597	290	45	10
Suharekë	41	528	13.389	6.379	701	268
Ferizaj	42	790	20.781	10.000	1107	456
Viti	38	408	9.745	4.655	519	144
Vushtrri	45	538	13.601	6.465	645	225
Z.Potok	1	10	184	91	13	6
Zveçan	2	8	42	34	11	6
Malishevë	38	514	13.172	6.282	636	122
<b>Total</b>	<b>1.011</b>	<b>13.360</b>	<b>327.460</b>	<b>157.078</b>	<b>17.428</b>	<b>6.741</b>

**Schools and classrooms by educational level in elementary schools 2004/2005**
**Table 8:**

Municipality	School	Classrooms	Number of classrooms by educational level			
			Elementary education	Lower secondary	Mixed elementary	Lower mixed secondary
Deçan	22	344	194	148	2	
Gjakovë	51	713	413	282	16	2
Glllogoc	30	445	254	191		
Gjilan	61	840	397	288	25	2
Dragash	34	270	153	94	23	
Istog	25	300	191	101	8	
Kaçanik	35	355	198	136	21	
Klinë	25	347	206	140	1	
Fushë Kosovë	14	191	112	79		
Kamenicë	44	347	191	124	32	
Mitrovicë	40	558	315	228	15	
Leposaviq	1	6			1	1
Lipjan	56	513	287	196	30	
Novobërdë	11	42	11	17	14	
Obiliq	17	171	92	68	11	
Rahovec	31	455	273	178	4	
Pejë	44	695	405	285	5	
Podujevë	60	725	408	302	15	
Prishtinë	66	1.305	710	534	59	2
Prizren	70	1.191	670	482	39	
Skënderaj	42	470	274	185	11	
Shtimja	19	244	144	95	5	
Shtërpcë	6	37	17	16	4	
Suharekë	41	528	310	207	12	1
Ferizaj	42	790	457	325	8	
Viti	38	408	262	138	8	
Vushtrri	45	538	313	205	20	
Z.Potok	1	10	5	5		
Zveçan	2	8	3	3	2	
Malishevë	38	514	300	208	6	
<b>Total</b>	<b>1.011</b>	<b>13.360</b>	<b>7.565</b>	<b>5.260</b>	<b>397</b>	<b>8</b>

**Number of pupils by educational level 2004/2005**
**Table 9:**

Municipality	School	Pupils		Number of pupils by educational level							
		Total	Female	Elementary education		Lower secondary		Mixed elementary		Lower mixed secondary	
				Total	Female	Total	Female	Total	Female	Total	Female
Deçan	22	8.030	3.824	4.511	2.166	7	4	3.505	1.650	7	4
Gjakovë	51	19.080	9.198	11.287	5.393	126	58	7.657	3.743	10	4
Glllogoc	30	11.494	5.553	6.410	3.089			5.084	2.464		
Gjilan	61	20.156	9.792	11.194	5.472	305	148	8.649	4.167	8	5
Dragash	34	5.426		3.026	1.470	272	145	2.128	1.003		
Istog	25	7.174	3.438	4.648	2.250	90	43	2.436	1.145		
Kaçanik	35	7.926	3.795	4.353	2.058	185	85	3.388	1.652		
Klinë	25	8.666	4.067	5.019	2.389			3.647	1.678		
F. Kosovë	14	4.998	2.369	2.951	1.418			2.047	951		
Kamenicë	44	6.595	3.198	3.708	1.780	212	104	2.661	1.308	14	6
Mitrovicë	40	13.201	6.390	7.552	3.707	67	26	5.582	2.657		
Leposaviq	1	16	6	2				9	4	5	2
Lipjan	56	11.376	5.456	6.268	3.003	370	191	4.738	2.262		
Novobërdë	11	515	247	143	68	124	63	248	116		
Obiliq	17	3.640	1.794	1.980	1.002	127	61	1.533	731		
Rahovec	31	11.677	5.636	6.982	3.388	66	37	4.629	2.211		
Pejë	44	17.139	8.192	10.327	4.797	43	21	6.769	3.374		
Podujevë	60	17.136	8.179	9.766	4.691	193	108	7.177	3.380		
Prishtinë	66	32.913	15.815	18.498	8.922	507	223	13.881	6.658	27	12
Prizren	70	32.214	15.499	18.395	8.659	571	295	13.248	6.545		
Skënderajj	42	11.057	5.221	6.260	2.973	106	52	4.691	2.196		
Shtimja	19	5.520	2.595	3.267	1.559	57	27	2.196	1.009		
Shtërpcë	6	597	290	292	145	52	32	253	113		
Suharekë	41	13.389	6.379	7.719	3.745	90	43	5.580	2.591		
Ferizaj	42	20.781	10.000	12.007	5.853	63	26	8.711	4.121		
Viti	38	9.745	4.655	6.149	2.928	102	48	3.494	1.679		
Vushtrri	45	13.601	6.465	7.858	3.775	164	70	5.579	2.620		
Z.Potok	1	184	91	90	43			94	48		
Zveçan	2	42	34	12	15	20	9	10	10		
Malishevë	38	13.172	6.282	7.572	3.641	42	23	5.558	2.618		
<b>Total</b>	<b>1.011</b>	<b>327.460</b>	<b>154.460</b>	<b>188.246</b>	<b>90.399</b>	<b>3.961</b>	<b>1.942</b>	<b>135.182</b>	<b>64.704</b>	<b>71</b>	<b>33</b>

Number of teachers in elementary education 2004/2005

Table 10:

Municipality	Teachers								Teachers by educational level															
									Elementary education								Low secondary education							
	Total	Female	With secondary education	Female	With high education	Female	With university education	Female	Total	Female	With secondary education	Female	With high education	Female	With university education	Female	Total	Female	With secondary education	Female	With high education	Female	With university education	Female
Deçan	419	142	94	26	260	92	65	24	156	69	63	16	80	44	13	9	263	73	31	10	180	48	52	15
Gjakovë	938	472	181	97	647	336	110	39	378	234	128	78	236	149	14	7	560	238	53	19	411	187	96	32
Glllogoc	655	162	192	50	351	84	112	28	279	85	112	28	145	49	22	8	376	77	80	22	206	35	90	20
Gjilan	1.141	440	209	70	724	294	208	76	416	192	61	17	332	166	23	9	725	248	148	53	392	128	185	67
Dragash	339	11	87	4	211	6	41	1	156	4	49	1	91	2	16	1	183	7	38	3	120	4	25	
Istog	365	154	80	29	243	113	42	12	162	81	66	24	87	54	9	3	203	73	14	5	156	59	33	9
Kaçanik	465	124	187	51	220	61	58	12	191	57	86	23	88	29	17	5	274	67	101	28	132	32	41	7
Klinë	428	148	94	32	281	100	53	16	171	79	41	18	128	61	2		257	69	53	14	153	39	51	16
F.Kosova	278	146	71	31	130	71	77	44	119	62	33	17	60	28	26	17	159	84	38	14	70	43	51	27
Kamenicë	491	127	82	21	306	69	103	37	203	66	42	10	127	38	34	18	288	61	40	11	179	31	69	19
Mitrovicë	700	366	253	125	331	184	116	57	269	160	150	73	99	73	20	14	431	206	103	52	232	111	96	43
Leposaviq	7		7						2		2						5		5					
Lipjan	666	237	201	71	335	109	130	57	312	119	131	40	145	60	36	19	354	118	70	31	190	49	94	38
Novobërdë	60	27	20	7	32	18	8	2	29	17	9	4	19	12	1	1	31	10	11	3	13	6	7	1
Obiliq	255	127	88	43	102	49	65	35	97	45	50	20	36	19	11	6	158	82	38	23	66	30	54	29
Rahovec	566	179	156	60	362	107	48	12	231	98	77	34	148	61	6	3	335	81	79	26	214	46	42	9
Pejë	912	482	173	89	574	312	165	81	372	227	129	72	211	135	32	20	540	255	44	17	363	177	133	61
Podujevë	989	291	298	79	488	146	203	66	388	144	137	36	209	84	42	24	601	147	161	43	279	62	161	42
Prishtinë	1.711	1.025	237	101	995	657	479	267	736	465	139	57	497	350	100	58	975	560	98	44	498	307	379	209
Prizren	1.521	642	321	99	1.046	487	154	56	615	297	165	60	425	224	25	13	906	345	156	39	621	263	129	43
Skënderaj	549	109	161	40	340	55	48	14	251	67	107	27	128	34	16	6	298	42	54	13	212	21	32	8
Shtimja	296	93	146	41	137	49	13	3	125	52	66	20	55	31	4	1	171	41	80	21	82	18	9	2
Shtërpcë	45	10	22		18	5	5	5	17	7	8		6	4	3	3	28	3	14		12	1	2	2
Suharekë	701	268	199	71	411	162	91	35	311	137	106	31	172	81	33	25	390	131	93	40	239	81	58	10
Ferizaj	1.107	456	305	98	621	302	181	56	386	173	158	27	208	141	20	5	721	283	147	71	413	161	161	51
Viti	519	144	125	31	321	101	73	12	221	83	72	13	130	65	19	5	298	61	53	18	191	36	54	7
Vushtrri	645	225	213	62	324	130	108	33	271	115	145	42	116	68	10	5	374	110	68	20	208	62	98	28
Z.Potok	13	6	2	1	8	3	3	2	4	1	1		3	1			9	5	1	1	5	2	3	2
Zveçan	11	6	10	6			1		4	3	4	3					7	3	6	3			1	
Malishevë	636	122	247	49	336	62	53	11	245	72	120	37	120	30	5	5	391	50	127	12	216	32	48	6
<b>Total</b>	<b>17.428</b>	<b>6.741</b>	<b>4.461</b>	<b>1.484</b>	<b>10.154</b>	<b>4.164</b>	<b>2.813</b>	<b>1.093</b>	<b>7.117</b>	<b>3.211</b>	<b>2.457</b>	<b>828</b>	<b>4.101</b>	<b>2.093</b>	<b>559</b>	<b>290</b>	<b>10.311</b>	<b>3.530</b>	<b>2.004</b>	<b>656</b>	<b>6.053</b>	<b>2.071</b>	<b>2.254</b>	<b>803</b>

## Number of pupils by age

Table 11:

Municipality	Number of pupils by age																									
	Total	Female	6 years		7 years		8 years		9 years		10 years		11 years		12 years		13 years		14 years		15 years		16 years		17 years	
			Total	Female	Total	Female	Total	Female	Total	Female	Total	Female	Total	Female	Total	Female	Total	Female	Total	Female	Total	Female	Total	Female	Total	Female
Deçan	8.030	3.824	661	333	827	420	821	414	902	407	966	465	1.064	494	795	394	809	377	817	366	308	130	56	23	4	1
Gjakovë	19.080	9.198	1.717	846	2.053	982	2.101	977	2.168	1.053	2.326	1.136	2.302	1.138	2.098	1.040	1.995	957	1.478	695	656	303	156	56	30	15
Gllogoc	11.494	5.553	1.120	559	1.210	591	1.133	524	1.195	542	1.441	669	1.191	586	1.238	622	1.165	575	1.199	598	496	237	104	49	2	1
Gjilan	20.156	9.792	1.849	920	2.183	1.080	2.255	1.119	2.385	1.136	2.606	1.259	2.309	1.115	2.286	1.120	2.112	1.002	1.940	947	206	87	24	7	1	
Dragash	5.426	2.618	497	252	553	265	642	300	596	324	784	362	530	275	639	290	624	290	424	193	134	66	3	1		
Istog	7.174	3.438	873	429	829	414	879	427	817	366	964	478	853	433	855	408	752	335	246	109	104	39	2			
Kaçanik	7.926	3.795	760	356	823	394	880	435	828	381	925	426	896	443	846	405	866	399	765	386	170	93	160	77	7	
Klinë	8.666	4.067	754	359	962	456	906	448	905	431	1.031	507	1.172	526	834	395	851	391	920	407	224	111	91	32	16	4
F. Kosovë	4.998	2.369	582	271	568	263	551	268	557	267	669	338	595	270	446	219	460	221	469	210	95	39	6	3		
Kamenicë	6.595	3.198	568	270	663	326	747	357	824	389	915	420	762	364	764	386	749	382	584	298	19	6				
Mitrovicë	13.201	6.390	1.193	602	1.531	739	1.529	743	1.510	705	1.508	739	1.526	729	1.317	631	1.238	591	1.256	638	395	188	178	79	20	6
Leposaviq	16	6	2	1	1	1			2		2		6	3		1	1	2								
Lipjan	11.376	5.456	764	381	1.289	625	1.174	551	1.296	630	1.373	640	1.347	667	1.289	644	1.179	537	1.137	536	448	206	80	39		
Novobërdë	515	247	19	7	41	20	48	22	51	33	56	22	65	31	66	24	58	32	85	44	25	11	1	1		
Obiliq	3.640	1.794	385	196	434	222	387	189	437	209	445	207	389	188	410	197	354	176	327	180	70	28	2	2		
Rahovec	11.677	5.636	1.099	523	1.323	623	1.349	690	1.422	720	1.409	707	1.432	735	1.125	521	1.123	504	986	449	281	125	126	39	2	
Pejë	17.139	8.192	1.596	744	1.830	882	1.926	912	2.002	988	1.970	945	1.931	989	1.809	807	1.566	824	1.200	524	1.092	504	207	70	10	3
Podujevë	17.136	8.179	1.698	812	1.702	860	1.628	797	1.780	809	2.173	1.041	1.855	895	1.800	862	1.731	810	1.665	774	734	358	354	156	16	5
Prishtinë	32.913	15.815	2.856	1.329	3.350	1.542	3.673	1.750	3.671	1.813	3.997	1.994	3.599	1.721	3.430	1.646	3.359	1.640	3.382	1.606	1.317	638	274	135	5	1
Prizren	32.214	15.499	2.562	1.209	3.110	1.494	3.540	1.698	3.662	1.759	3.917	1.904	3.639	1.791	3.352	1.651	3.322	1.614	2.910	1.349	1.514	675	677	354	9	1
Skënderaj	11.057	5.221	1.210	611	1.240	604	1.256	623	1.230	576	1.312	611	1.227	602	1.074	479	1.101	506	1.034	472	318	126	44	6	11	5
Shtime	5.520	2.595	622	290	587	279	617	304	636	300	817	406	696	319	483	221	490	222	474	216	97	38	1			
Shtërpcë	597	290	68	40	86	45	63	32	52	20	75	40	66	26	57	27	59	29	71	31						
Suharekë	13.389	6.379	1.442	666	1.515	715	1.443	694	1.509	718	1.757	833	1.489	735	1.328	653	1.283	558	1.044	580	539	219	33	6	7	2
Ferizaj	20.781	10.000	1.934	931	2.209	1.099	2.310	1.152	2.334	1.155	2.835	1.312	2.034	952	2.160	1.024	1.792	848	1.928	921	987	499	258	107		
Viti	9.745	4.655	1.143	573	1.151	551	1.147	549	1.187	542	1.228	591	1.088	536	1.108	521	991	454	590	290	108	47	4	1		
Vushtrri	13.601	6.465	1.462	690	1.408	681	1.379	682	1.504	702	1.584	759	1.507	710	1.464	717	1.419	633	1.102	528	487	230	267	125	18	8
Z.Potok	184	91	15	8	15	5	18	8	19	7	23	15	35	20	18	10	18	6	22	12	1					
Zveçan	42	34	10	4	4	3	6	2	6	2	6	11	6	6	1	6	3									
Malishevë	13.172	6.282	1.292	647	1.448	693	1.451	692	1.385	655	1.527	727	1.458	704	1.459	672	1.318	617	1.228	599	427	191	169	84	10	1
<b>Total</b>	<b>327.460</b>	<b>157.078</b>	<b>30.753</b>	<b>14.859</b>	<b>34.945</b>	<b>16.874</b>	<b>35.859</b>	<b>17.359</b>	<b>36.872</b>	<b>17.639</b>	<b>40.641</b>	<b>19.564</b>	<b>37.069</b>	<b>18.003</b>	<b>34.551</b>	<b>16.592</b>	<b>32.788</b>	<b>15.531</b>	<b>29.285</b>	<b>13.958</b>	<b>11.252</b>	<b>5.194</b>	<b>3.277</b>	<b>1.452</b>	<b>168</b>	<b>53</b>

Number of pupils that graduated (June+ August) 2003/2004

Table 12:

Municipality	Total passed		Passed in June		Passed in August		Recidivists	
	Total	Female	Total	Female	Total	Female	Total	Female
Deçan	7.667	3.660	4.599	2.186	3.068	1.474	9	5
Gjakovë	18.456	8.919	11.447	5.501	7.009	3.418	293	147
Glllogoc	11.237	5.443	6.562	3.185	4.675	2.258	109	40
Gjilan	20.389	9.097	13.861	5.928	6.528	3.169	114	56
Dragash	5.360	2.529	3.744	1.793	1.616	736	55	18
Istog	7.550	3.606	5.307	2.578	2.243	1.028	60	15
Kaçanik	8.093	3.813	5.004	2.336	3.089	1.477	5	3
Klinë	8.517	3.925	5.631	2.607	2.886	1.318	178	83
F.Kosovë	4.946	2.365	2.904	1.430	2.042	935	35	15
Kamenicë	6.762	3.326	4.475	2.188	2.287	1.138		
Mitrovicë	13.107	6.282	8.933	4.331	4.174	1.951	82	27
Leposaviq	15	7	12	6	3	1		
Lipjan	11.414	5.457	6.693	3.239	4.721	2.218	40	19
Novobërdë	550	270	304	150	246	120	2	1
Obiliq	3.658	1.772	2.144	1.082	1.514	690	44	13
Rahovec	11.323	5.374	6.849	3.292	4.474	2.082	373	127
Pejë	16.990	8.192	11.598	5.637	5.392	2.555	139	52
Podujevë	16.489	7.808	10.755	5.129	5.734	2.679	137	55
Prishtinë	32.512	15.663	19.627	9.460	12.885	6.203	300	124
Prizren	32.345	15.605	19.954	9.587	12.391	6.018	629	265
Skënderaj	10.892	5.127	6.684	3.249	4.208	1.878	54	25
Shtimja	5.341	2.520	3.403	1.635	1.938	885	16	8
Shtërpcë	553	262	333	158	220	104	15	1
Suharekë	12.995	6.202	8.001	3.829	4.994	2.373	571	247
Ferizaj	20.497	10.160	12.339	6.158	8.158	4.002	53	14
Viti	10.323	4.810	7.226	3.333	3.097	1.477	55	23
Vushtrri	13.557	6.436	8.189	3.921	5.368	2.515	39	19
Z.Potok	172	82	112	55	60	27		
Zveçan	59	25	35	16	24	9		
Malishevë	13.016	6.221	7.612	3.721	5.404	2.500	182	77
<b>Total</b>	<b>324.785</b>	<b>154.958</b>	<b>204.337</b>	<b>97.720</b>	<b>120.448</b>	<b>57.238</b>	<b>3.589</b>	<b>1.479</b>

**Number of pupils by classes that graduated (June +August) 2003/2004**

**Table 13:**

Municipality	Total		Number of pupils by classes																		From them	
			I class		II class		III class		IV class		V class		VI class		VII class		VIII class		IX class		Graduated VIII class	Class recidivists
	Total	Female	Total	Female	Total	Female	Total	Female	Total	Female	Total	Female	Total	Female	Total	Female	Total	Female	Total	Female	Total	Total
Deçan	7.667	3.660	889	424	825	398	837	421	947	434	1.101	509	919	442	756	366	842	412	551	254	551	10
Gjakovë	18.456	8.919	2.159	1.027	2.159	999	2.202	1.056	2.278	1.070	2.348	1.194	2.110	1.048	1.965	950	1.857	917	1.378	658	1.378	266
Glllogoc	11.237	5.443	1.245	617	1.185	584	1.173	568	1.586	750	1.306	630	1.254	633	1.295	616	1.213	611	980	434	980	72
Gjilan	20.389	9.097	2.289	1.089	2.236	1.073	2.477	1.200	2.645	1.269	2.382	1.139	2.265	1.106	2.112	227	2.047	1.001	1.936	993	1.936	120
Dragash	5.360	2.529	600	283	629	304	622	313	945	446	609	287	545	247	548	252	499	224	363	173	363	17
Istog	7.550	3.606	942	456	892	420	891	424	1.040	518	872	439	848	410	721	302	674	316	670	321	670	56
Kaçanik	8.093	3.813	828	389	902	443	894	416	1.194	488	840	424	896	432	818	381	889	438	832	402	832	6
Klinë	8.517	3.925	1.006	472	919	450	979	461	1.092	500	1.150	520	773	358	845	406	879	398	874	360	874	161
F. Kosovë	4.946	2.365	571	255	612	300	491	261	610	300	601	309	524	238	511	234	514	240	512	228	512	45
Kamenicë	6.762	3.326	724	377	804	385	840	430	1.035	476	816	391	807	398	756	381	724	359	256	129	256	
Mitrovicë	13.107	6.282	1.541	791	1.536	733	1.560	764	1.548	762	1.592	757	1.363	658	1.391	645	1.337	606	1.239	566	1.239	80
Leposaviq	15	7	3	2			1	1	2		6	3	1	1	2							
Lipjan	11.414	5.457	1.229	606	1.188	562	1.294	600	1.498	732	1.393	696	1.238	575	1.242	566	1.137	539	1.195	581	1.195	27
Novobërdë	550	270	64	30	48	29	55	25	66	33	58	29	57	23	76	35	73	36	53	30	53	2
Obiliq	3.658	1.772	438	215	384	189	429	217	470	219	402	193	427	217	380	194	321	162	407	166	407	39
Rahovec	11.323	5.374	1.240	604	1.352	628	1.404	688	1.430	695	1.411	677	1.326	617	1.038	512	1.140	514	982	439	982	292
Pejë	16.990	8.192	1.993	951	1.943	953	1.991	982	2.199	1.038	2.000	947	1.639	776	1.769	885	1.685	813	1.771	847	1.771	111
Podujevë	16.489	7.808	1.872	873	1.835	883	1.919	902	2.338	1.116	1.963	959	1.914	913	1.731	810	1.690	776	1.227	576	1.227	102
Prishtinë	32.512	15.663	3.802	1.815	3.786	1.779	3.717	1.845	4.172	2.052	3.747	1.771	3.454	1.673	3.336	1.594	3.389	1.648	3.109	1.486	3.109	58
Prizren	32.345	15.605	3.576	1.654	3.568	1.721	3.735	1.835	3.772	1.791	4.026	1.952	3.505	1.710	3.295	1.620	3.160	1.609	3.708	1.713	3.708	280
Skënderaj	10.892	5.127	1.225	621	1.251	625	1.258	597	1.348	622	1.373	683	1.132	525	1.127	497	1.237	553	941	404	941	49
Shtimja	5.341	2.520	609	285	625	307	641	300	847	427	676	322	487	219	497	212	496	232	463	216	463	14
Shtërpcë	553	262	83	44	58	24	52	22	67	38	65	25	58	30	60	29	58	26	52	24	52	8
Suharekë	12.995	6.202	1.515	734	1.488	713	1.411	680	1.645	801	1.749	853	1.456	731	1.287	596	1.355	621	1.089	473	1.089	129
Ferizaj	20.497	10.160	2.552	1.247	2.271	1.144	2.196	1.199	2.680	1.298	2.576	1.273	2.145	1.009	2.198	1.109	2.048	1.019	1.831	862	1.831	24
Viti	10.323	4.810	1.220	578	1.147	510	1.256	584	1.418	661	1.262	601	1.115	553	1.038	485	944	439	923	399	923	51
Vushtrri	13.557	6.436	1.432	709	1.593	769	1.549	722	1.964	937	1.592	760	1.414	674	1.420	636	1.412	699	2.892	530	2.892	43
Z.Potok	172	82	15	5	18	8	20	7	23	15	36	20	19	9	19	6	22	12				
Zveçan	59	25	4	3	6	2	6	2	12	7	7	2	7	2	7	4	10	3				
Malishevë	13.016	6.221	1.494	724	1.469	723	1.467	701	1.600	775	1.578	763	1.453	678	1.356	624	1.256	636	1.343	597	1.343	96
<b>Total</b>	<b>324.785</b>	<b>154.958</b>	<b>37.160</b>	<b>17.880</b>	<b>36.729</b>	<b>17.658</b>	<b>37.367</b>	<b>18.223</b>	<b>42.471</b>	<b>20.270</b>	<b>39.537</b>	<b>19.128</b>	<b>35.151</b>	<b>16.905</b>	<b>33.596</b>	<b>15.174</b>	<b>32.908</b>	<b>15.859</b>	<b>31.577</b>	<b>13.861</b>	<b>31.577</b>	<b>2.158</b>

Movements of pupils in elementary education 2003/2004

Table 14:

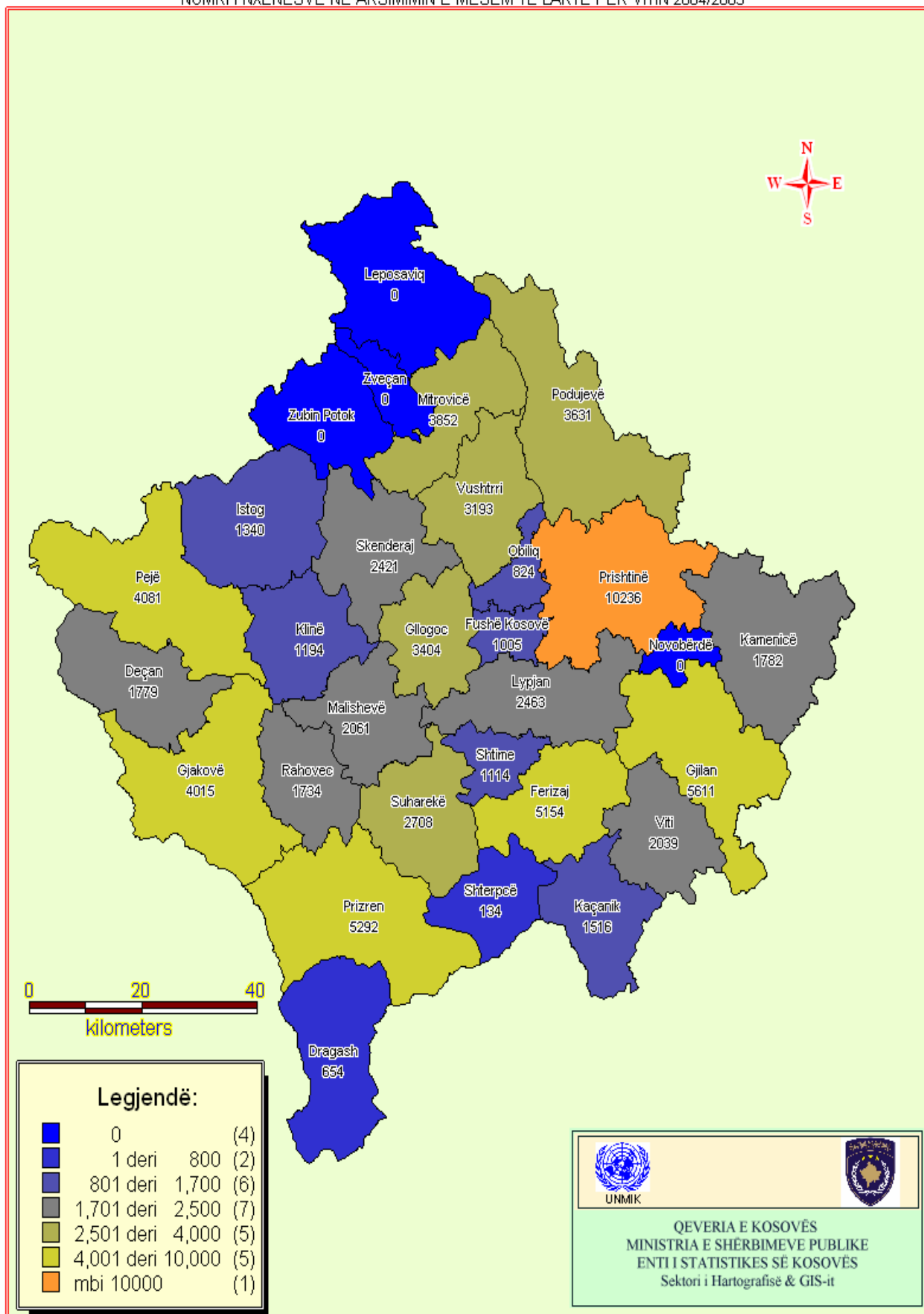
Municipality	Registrations in September		Graduated IX class		Pupils attending courses		School abandonment	
	Total	Female	Total	Female	Total	Female	Total	Female
Deçan	7.667	3.660	551	254	7.116	3.406	34	10
Gjakovë	18.456	8.919	1.378	658	17.078	8.261	204	135
Glllogoc	11.237	5.443	980	434	10.257	5.009	25	10
Gjilan	20.389	9.097	1.936	993	18.453	8.104	82	82
Dragash	5.360	2.529	363	173	4.997	2.356	52	32
Istog	7.550	3.606	670	321	6.880	3.285	70	29
Kaçanik	8.093	3.813	832	402	7.261	3.411	444	438
Klinë	8.517	3.925	874	360	7.643	3.565	22	14
F. Kosovë	4.946	2.365	512	228	4.434	2.137	1	2
Kamenicë	6.762	3.326	256	129	6.506	3.197	211	202
Mitrovicë	13.107	6.282	1.239	566	11.868	5.716	60	39
Leposaviq	15	7			15	7		
Lipjan	11.414	5.457	1.195	581	10.219	4.876	150	88
Novobërdë	550	270	53	30	497	240		
Obiliq	3.658	1.772	407	166	3.251	1.606	1	1
Rahovec	11.323	5.374	982	439	10.341	4.935	92	86
Pejë	16.990	8.192	1.771	847	15.219	7.345	76	45
Podujevë	16.489	7.808	1.227	576	15.262	7.232	43	25
Prishtinë	32.512	15.663	3.109	1.486	29.403	14.177	846	787
Prizren	32.345	15.605	3.708	1.713	28.637	13.892	140	100
Skënderaj	10.892	5.127	941	404	9.951	4.723	49	25
Shtimja	5.341	2.520	463	216	4.878	2.304	51	3
Shtërpçë	553	262	52	24	501	238	4	1
Suharekë	12.995	6.202	1.089	473	11.906	5.729	128	100
Ferizaj	20.497	10.160	1.831	862	18.666	9.298	110	97
Viti	10.323	4.810	923	399	9.400	4.411	70	66
Vushtrri	13.557	6.436	2.892	530	10.665	5.906	18	8
Z.Potok	172	82			172	82		
Zveçan	59	25			59	25		
Malishevë	13.016	6.221	1.343	597	11.673	5.624	28	16
<b>Total</b>	<b>324.785</b>	<b>154.958</b>	<b>31.577</b>	<b>13.861</b>	<b>293.208</b>	<b>141.097</b>	<b>3.011</b>	<b>2.441</b>



**CHAPTER III**

**LEVEL 3: HIGH SECONDARY EDUCATION FOR 3 OR 4 YEARS, DEPENDING  
ON EDUCATIONAL PROGRAMS BY "MEST" (AGE 15-19 YEARS)**

NUMRI I NXËNËSVE NË ARSIMIMIN E MËSËM TË LARTË PËR VITIN 2004/2005



**Schools, classrooms and teachers in high secondary education 2004/2005**
**Table 15:**

Municipality	School	Classrooms					Teachers									
							Total					Female				
	Total	Albanian	Serbian	Turkish	Two or more languages	Total	Albanian	Serbian	Turkish	Two or more languages	Total	Albanian	Serbian	Turkish	Two or more languages	Total
Deçani	4	64				64	113				113	23				23
Gjakova	8	129				129	231				231	102				102
Gllgovci	4	96				96	151				151	25				25
Gjilani	17	147	52	2	9	210	226	179		45	450	73	43	4	8	128
Dragashi	1				32	32				65	65				1	1
Istogu	5	56	1			57	105	10			115	21	2			23
Kaçaniku	3	50				50	86				86	15				15
Klina	2	49				49	86				86	14				14
F. Kosova	3	35				35	51				51	18				18
Kamenica	9	48	34			82	68	105			173	5	31			36
Mitrovica	6	129			54	183	211				211	86				86
Leposaviqi																
Lipjani	4	80				80	131				131	37				37
Novobërda																
Obiliqi	3	29	4			33	51	15			66	13	3			16
Rahoveci	3	56				56	88				88	10				10
Peja	5	23			153	176	34			267	301	13			86	99
Podujeva	4	121				121	188				188	31				31
Prishtina	17	324	25			394	540	59			599	220	33			253
Prizreni	12	96		3	109	208	27			325	352	12			83	95
Skënderaj	3	91				91	107				107	23				23
Shtimja	1	36				36	61				61	18				18
Shtërpca	1	6				6	16				16	2				2
Suhareka	2	66				66	145				145	47				47
Ferizaj	6	159				159	263				263	90				90
Vitja	5	73	3			76	147	29			176	35	8			43
Vushtrria	2	107				107	175				175	38				38
Z.Potoku																
Zveçani																
Malisheva	2	62				62	100				100	11				11
<b>Total</b>	<b>132</b>	<b>2.132</b>	<b>119</b>	<b>5</b>	<b>357</b>	<b>2.613</b>	<b>3.401</b>	<b>397</b>		<b>702</b>	<b>4.500</b>	<b>982</b>	<b>120</b>	<b>4</b>	<b>178</b>	<b>1.284</b>

**Schools, teachers and pupils by teaching language in secondary schools 2004/2005**
**Table 16:**

Municipality	School	Teachers					Pupils					Number of pupils for one teacher				
	Total	Albanian	Serbian	Turkish	Two or more languages	Total	Albanian	Serbian	Turkish	Two or more languages	Total	Albanian	Serbian	Turkish	Two or more languages	Total
Deçani	4	113				113	1.779				1.779	15,7				15,7
Gjakova	8	231				231	4.015				4.015	17,4				17,4
Gllgovci	4	151				151	3.404				3.404	22,5				22,5
Gjilani	17	226	179		45	450	4.360	902		349	5.611	19,3	5,0		7,8	12,5
Dragashi	1				65	65				654	654				10,1	10,1
Istogu	5	105	10			115	1.335	5			1.340	12,7	0,5			11,7
Kaçaniku	3	86				86	1.516				1.516	17,6				17,6
Klina	2	86				86	1.194				1.194	13,9				13,9
F. Kosova	3	51				51	1.005				1.005	19,7				19,7
Kamenica	9	68	105			173	1.329	453			1.782	19,5	4,3			10,3
Mitrovica	6	211				211	3.852				3.852	18,3				18,3
Leposaviqi																
Lipjani	4	131				131	2.463				2.463	18,8				18,8
Novobërda																
Obiliqi	3	51	15			66	730	94			824	14,3	6,3			12,5
Rahoveci	3	88				88	1.734				1.734	19,7				19,7
Peja	5	34			267	301	329			3.752	4.081	9,7			14,1	13,6
Podujeva	4	188				188	3.631				3.631	19,3				19,3
Prishtina	17	540	59			599	9.878	358			10.236	18,3	6,1			17,1
Prizreni	12	27			325	352	718			4.574	5.292	26,6			14,1	15,0
Skënderaj	3	107				107	2.421				2.421	22,6				22,6
Shtimja	1	61				61	1.114				1.114	18,3				18,3
Shtërpca	1	16				16	134				134	8,4				8,4
Suhareka	2	145				145	2.708				2.708	18,7				18,7
Ferizaji	6	263				263	5.154				5.154	19,6				19,6
Vitia	5	147	29			176	1.879	160			2.039	12,8	5,5			11,6
Vushtrria	2	175				175	3.193				3.193	18,2				18,2
Z.Potoku																
Zveçani																
Malisheva	2	100				100		2.061			2.061					20,6
<b>Total</b>	<b>132</b>	<b>3.401</b>	<b>397</b>		<b>702</b>	<b>4.500</b>	<b>59.875</b>	<b>4.033</b>		<b>9.329</b>	<b>73.237</b>	<b>17,6</b>	<b>10,2</b>		<b>13,3</b>	<b>16,3</b>

**Number of classrooms by classes in secondary education 2004/2005**
**Table 17:**

Municipality	Total number of classrooms					Number of classrooms in general secondary education					Number of classrooms in professional secondary education				
	Total	X class	XI class	XII class	XIII class	Total	X class	XI class	XII class	XIII class	Total	X class	XI class	XII class	XIII class
Deçani	64	24	20		20	42	16	13		13	22	8	7		7
Gjakova	129	46	43		40	48	16	18		14	81	30	25		26
Glllogovci	96	44	31		21	43	16	18		9	53	28	13		12
Gjilani	210	73	65	15	57	63	23	22	3	15	147	50	43	12	42
Dragashi	32	10	11		11	17	5	6		6	15	5	5		5
Istogu	57	22	19		16	25	10	7		8	32	12	12		8
Kaçaniku	50	19	19		12	25	9	9		7	25	10	10		5
Klina	49	18	16		15	27	9	9		9	22	9	7		6
F. Kosova	35	9	11	3	12	10	4	3		3	25	5	8	3	9
Kamenica	82	27	24	8	23	32	12	9	2	9	50	15	15	6	14
Mitrovica	183	66	62		55	129	48	42		39	54	18	20		16
Leposaviqi															
Lipjani	80	30	28		22	41	14	14		13	39	16	14		9
Novobërda															
Obiliqi	33	13	11	1	8	6	3		3		27	10	8	1	8
Rahoveci	56	20	18		18	27	9	9		9	29	11	9		9
Peja	176	64	59		53	56	19	19		18	120	45	40		35
Podujeva	121	39	24	18	40	39	15	12		12	82	24	12	18	28
Prishtina	349	117	122	8	102	146	52	58	2	34	203	65	64	6	68
Prizreni	208	79	54	14	61	84	28	28		28	124	51	26	14	33
Skënderaj	91	32	33		26	63	21	23		19	28	10	11		7
Shtimja	36	13	13		10	21	7	9		5	15	6	4		5
Shtërpca	6	2	2		2	6	2	2		2					
Suhareka	66	24	22		20	33	12	11		10	33	12	11		10
Ferizaj	159	56	63		40	50	12	24		14	109	44	39		26
Vitia	76	28	26	1	21	38	14	12		12	38	14	14	1	9
Vushtrria	107	47	37		23	41	14	17		10	66	33	20		13
Z.Potoku															
Zveçani															
Malisheva	62	22	22		18	35	10	13		12	27	12	9		6
<b>Total</b>	<b>2.613</b>	<b>944</b>	<b>855</b>	<b>68</b>	<b>746</b>	<b>1.147</b>	<b>400</b>	<b>407</b>	<b>10</b>	<b>330</b>	<b>1.466</b>	<b>543</b>	<b>446</b>	<b>61</b>	<b>416</b>

**Number of teachers in secondary education 2004/2005**
**Table 18:**

Municipality	Teachers with education preparation						In general secondary education (gymnasium)						Teachers with professional education					
	Total	Female	University education		Secondary education		Total	Female	University education		High educations		Total	Female	University education		High educations	
			Total	Female	Total	Female			Total	Female	Total	Female			Total	Female	Total	Female
Deçani	113	23	103	22	10	1	71	17	63	16	8	1	42	6	40	6	2	
Gjakova	231	102	182	77	49	25	103	45	77	32	26	13	128	57	105	45	23	12
Glllogovci	151	25	116	21	35	4	75	14	52	12	23	2	76	11	64	9	12	2
Gjilani	450	128	312	88	138	40	97	48	79	36	18	12	353	80	233	52	120	28
Dragashi	65	1	54	1	11		65	1	54	1	11							
Istogu	115	23	76	11	39	12	52	11	41	6	11	5	63	12	35	5	28	7
Kaçaniku	86	15	55	8	31	7	38	7	30	6	8	1	48	8	25	2	23	6
Klina	86	14	64	12	22	2	47	9	42	9	5		39	5	22	3	17	2
F. Kosova	51	18	39	14	12	4	9	6	9	6			42	12	30	8	12	4
Kamenica	173	36	123	29	50	7	63	11	46	7	17	4	110	25	77	22	33	3
Mitrovica	211	86	144	59	67	27	70	30	50	19	20	11	141	56	94	40	47	16
Leposaviqi																		
Lipjani	131	37	75	24	56	13	61	17	45	10	16	7	70	20	30	14	40	6
Novobërda																		
Obiliqi	66	16	44	8	22	8	27	10	17	4	10	6	39	6	27	4	12	2
Rahoveci	88	10	69	7	19	3	83	10	65	7	18	3	5		4		1	
Peja	301	99	245	76	56	23	89	26	77	23	12	3	212	73	168	53	44	20
Podujeva	188	31	143	27	45	4	63	5	51	4	12	1	125	26	92	23	33	3
Prishtina	599	253	520	226	79	27	201	86	190	83	11	3	398	167	330	143	68	24
Prizreni	352	95	284	62	68	33	130	24	105	15	25	14	222	66	179	47	43	19
Skënderaj	107	23	74	10	33	13	47	5	40	3	7	2	60	18	34	7	26	11
Shtimja	61	18	34	9	27	9	33	12	27	6	6	6	28	6	7	3	21	3
Shtërpca	16	2	10		6	2	16	2	10		6	2						
Suhareka	145	47	108	30	37	17	89	30	70	20	19	10	56	17	38	10	18	7
Ferizaji	263	90	195	57	68	33	75	17	60	10	15	7	188	73	135	47	53	26
Vitia	176	43	111	28	65	15	88	22	64	16	24	6	88	21	47	12	41	9
Vushtrria	175	38	126	28	49	10	69	11	62	11	7		106	27	64	17	42	10
Z.Potoku																		
Zveçani																		
Malisheva	100	11	71	7	29	4	61	6	42	4	19	2	39	5	29	3	10	2
<b>Total</b>	<b>4.500</b>	<b>1.284</b>	<b>3.377</b>	<b>941</b>	<b>1.123</b>	<b>343</b>	<b>1.822</b>	<b>482</b>	<b>1.468</b>	<b>366</b>	<b>354</b>	<b>121</b>	<b>2.678</b>	<b>797</b>	<b>1.909</b>	<b>575</b>	<b>769</b>	<b>222</b>

## Number of pupils by classes in secondary education 2004/2005

Table 19:

Municipality	Registered pupils									
	Total		In X class		In XI class		In XII class		In XIII class	
	Total	Female	Total	Female	Total	Female	Total	Female	Total	Female
Deçani	1.779	621	659	235	589	212			531	174
Gjakova	4.015	1.569	1.409	524	1.331	533			1.275	512
Glllogovci	3.404	1.425	1.356	514	1.183	521			865	390
Gjilani	5.611	2.735	2.098	1.008	1.726	827	233	129	1.554	771
Dragashi	654	173	231	60	234	65			189	48
Istogu	1.340	518	530	172	433	167			377	179
Kaçaniku	1.516	633	611	258	510	197			395	178
Klina	1.194	468	497	170	371	161			326	137
F. Kosova	1.005	516	359	168	303	168			343	180
Kamenica	1.782	838	641	294	562	266	89	44	490	234
Mitrovica	3.852	1.699	1.476	590	1.222	585			1.154	524
Leposaviqi										
Lipjani	2.463	1.144	964	447	844	401			655	296
Novobërda										
Obiliqi	824	342	331	114	250	116	28	19	215	93
Rahoveci	1.734	644	665	241	515	216			554	187
Peja	4.081	1.875	1.575	682	1.320	601			1.186	592
Podujeva	3.631	1.621	1.413	580	1.197	554			1.021	487
Prishtina	10.236	4.881	3.731	1.677	3.219	1.565	101	68	3.185	1.571
Prizreni	5.292	2.364	2.279	1.010	1.509	661			1.504	693
Skënderaj	2.421	950	929	350	828	329			664	271
Shtimja	1.114	493	409	185	401	159			304	149
Shtërpca	134	46	43	14	41	15			50	17
Suhareka	2.708	1.048	990	364	823	334			895	350
Ferizaj	5.154	2.461	1.899	866	1.869	941			1.386	654
Vitia	2.039	992	770	363	686	312	48	25	535	292
Vushtrria	3.193	1.387	1.425	600	1.002	426			766	361
Z.Potoku										
Zveçani										
Malisheva	2.061	800	836	321	665	266			560	213
<b>Total</b>	<b>73.237</b>	<b>32.243</b>	<b>28.126</b>	<b>11.807</b>	<b>23.633</b>	<b>10.598</b>	<b>499</b>	<b>285</b>	<b>20.979</b>	<b>9.553</b>

## Number of pupils in general secondary education

Table 20:

Municipality	Registered pupils in general secondary education (gymnasium)									
	Total		In X class		In XI class		In XII class		In XIII class	
	Total	Female	Total	Female	Total	Female	Total	Female	Total	Female
Deçani	1.094	433	448	161	360	167			286	105
Gjakova	1.540	747	536	269	572	284			432	194
Gllgovci	1.627	923	654	345	639	367			334	211
Gjilani	1.894	1.038	752	417	690	387	24	9	428	225
Dragashi	357	91	133	33	124	38			100	20
Istogu	692	367	279	143	198	103			215	121
Kaçaniku	771	416	281	152	262	129			228	135
Klina	727	391	280	142	220	128			227	121
F. Kosova	479	280	141	80	156	103			182	97
Kamenica	813	442	342	192	262	138	12	2	197	110
Mitrovica	1.665	893	694	368	550	280			421	245
Leposaviqi										
Lipjani	1.290	717	470	246	435	263			385	208
Novobërda										
Obiliqi	173	113	91	56	82	57				
Rahoveci	1.553	599	580	222	483	206			490	171
Peja	1.737	906	613	327	600	308			524	271
Podujeva	1.331	738	505	267	490	282			336	189
Prishtina	3.690	2.003	1.323	715	1.374	752	27	13	966	523
Prizreni	1.946	992	821	433	563	286			562	273
Skënderaj	871	544	359	222	308	190			204	132
Shtimja	812	389	258	133	322	132			232	124
Shtërpca	134	46	43	14	41	15			50	17
Suhareka	1.651	858	586	308	490	275			575	275
Ferizaji	1.631	924	441	227	698	395			492	302
Vitia	1.026	611	377	221	344	192			305	198
Vushtrria	1.283	728	448	255	489	253			346	220
Z.Potoku										
Zveçani										
Malisheva	1.245	504	421	183	422	176			402	145
<b>Total</b>	<b>32.032</b>	<b>16.693</b>	<b>11.876</b>	<b>6.131</b>	<b>11.174</b>	<b>5.906</b>	<b>63</b>	<b>24</b>	<b>8.919</b>	<b>4.632</b>



## Number of pupils in professional secondary education 2004/2005

Table 21:

Municipality	Registered pupils in professional education									
	Total		In X class		In XI class		In XII class		In XIII class	
	Total	Female	Total	Female	Total	Female	Total	Female	Total	Female
Deçani	685	188	211	74	229	45			245	69
Gjakova	2.475	822	873	255	759	249			843	318
Glllogovci	1.777	502	702	169	544	154			531	179
Gjilani	3.717	1.697	1.346	591	1.036	440	209	120	1.126	546
Dragashi	297	82	98	27	110	27			89	28
Istogu	648	151	251	29	235	64			162	58
Kaçaniku	745	217	330	106	248	68			167	43
Klina	467	77	217	28	151	33			99	16
F. Kosova	526	236	218	88	147	65			161	83
Kamenica	969	396	299	102	300	128	77	42	293	124
Mitrovica	2.187	806	782	222	672	305			733	279
Leposaviqi										
Lipjani	1.173	427	494	201	409	138			270	88
Novobërda										
Obiliqi	651	229	240	58	168	59	28	19	215	93
Rahoveci	181	45	85	19	32	10			64	16
Peja	2.344	969	962	355	720	293			662	321
Podujeva	2.300	883	908	313	707	272			685	298
Prishtina	6.546	2.878	2.408	962	1.845	813	74	55	2.219	1.048
Prizreni	3.346	1.372	1.458	577	946	375			942	420
Skënderaji	1.550	406	570	128	520	139			460	139
Shtimja	302	104	151	52	81	27			70	25
Shtërpca										
Suhareka	1.057	190	404	56	333	59			320	75
Ferizaji	3.523	1.537	1.458	639	1.171	546			894	352
Vitia	1.013	381	393	142	342	120	48	25	230	94
Vushtrria	1.910	659	977	345	513	173			420	141
Z.Potoku										
Zveçani										
Malisheva	816	296	415	138	243	90			158	68
<b>Total</b>	<b>41.205</b>	<b>15.550</b>	<b>16.250</b>	<b>5.676</b>	<b>12.461</b>	<b>4.692</b>	<b>436</b>	<b>261</b>	<b>12.058</b>	<b>4.921</b>

**Pupils by age in gymnasiums 2004/2005**
**Table 22:**

Municipality	Pupils		Number of pupils by age															
	Total	Female	14 years		15 years		16 years		17 years		18 years		19 years		20 years		over 20 years	
			Tot.	Fem.	Tot.	Fem.	Tot.	Fem.	Tot.	Fem.	Tot.	Fem.	Tot.	Fem.	Tot.	Fem.	Tot.	Fem.
Deçani	1.094	433	4	1	40	21	329	170	384	162	243	58	87	21	7			
Gjakova	1.540	747			55	26	444	201	507	239	401	202	115	70	18	9		
Glllogovci	1.627	923					654	345	639	367			334	211				
Gjilani	1.894	1.038			15	9	743	411	696	386	429	227	11	5				
Dragashi	357	91					133	33	124	38			100	20				
Istogu	692	367			6	2	88	40	241	127	192	106	142	78	23	14		
Kaçaniku	771	416			36	23	130	90	224	115	334	172	42	16	5			
Klina	727	391			269	134	223	119	224	125	11	13						
F. Kosova	479	280			108	25	145	91	144	95	82	69						
Kamenica	813	442			55	30	338	185	228	126	157	84	35	17				
Mitrovica	1.665	893			458	269	524	278	288	156	327	167	68	23				
Leposaviqi																		
Lipjani	1.290	717			188	96	327	218	297	191	219	136	155	62	104	14		
Novobërda																		
Obiliqi	173	113			91	56	82	57										
Rahoveci	1.553	599			314	140	483	187	273	97	483	175						
Peja	1.737	906			58	39	555	280	625	321	470	261	29	5				
Podujeva	1.331	738			150	77	284	155	330	185	317	206	250	115				
Prishtina	3.690	2.003			44	23	778	351	1.178	606	1.175	715	476	281	37	25	2	2
Prizreni	1.946	992			821	433	563	286	562	273								
Skënderaj	871	544			115	83	244	139	185	98	123	92	78	59	126	73		
Shtimja	812	389			258	133	322	132			232	124						
Shtërpca	134	46			43	14	41	15	50	17								
Suhareka	1.651	858			121	61	459	242	420	221	489	258	150	73	12	3		
Ferizaj	1.631	924					441	227	698	395	492	302						
Vitia	1.026	611			112	50	200	113	372	258	271	168	63	22	8			
Vushtrria	1.283	728			448	255	489	253	346	220								
Z.Potoku																		
Zveçani																		
Malisheva	1.245	504			68	41	357	178	378	128	366	142	76	15				
<b>Total</b>	<b>32.032</b>	<b>16.693</b>	<b>4</b>	<b>1</b>	<b>3.873</b>	<b>2.040</b>	<b>9.376</b>	<b>4.796</b>	<b>9.413</b>	<b>4.946</b>	<b>6.813</b>	<b>3.677</b>	<b>2.211</b>	<b>1.093</b>	<b>340</b>	<b>138</b>	<b>2</b>	<b>2</b>

**Number of pupils y age in professional secondary education 2004/2005**
**Table 23:**

Municipality	Pupils		Number of pupils by age															
	Total	Female	14 years		15 years		16 years		17 years		18 years		19 years		20 years		over 20 years	
			Tot.	Fem.	Tot.	Fem.	Tot.	Fem.	Tot.	Fem.	Tot.	Fem.	Tot.	Fem.	Tot.	Fem.	Tot.	Fem.
Deçani	685	188			32	9	224	23	239	69	162	68	28	19				
Gjakova	2.475	822			250	89	423	130	693	188	797	243	312	172				
Gllgovci	1.777	502			702	169	544	154	531	179								
Gjilani	3.717	1.697			189	95	716	349	1.045	446	1.047	461	649	310	64	32	7	4
Dragashi	297	82			98	27	110	27			89	28						
Istogu	648	151			18		247	29	221	64	162	58						
Kaçaniku	745	217			18	3	238	103	74	14	363	89	52	8				
Klina	467	77			218	28	149	27	87	19	13	3						
F.Kosova	526	236	1		68	26	110	66	112	73	127	45	76	19	21	6	11	1
Kamenica	969	396			119	43	239	84	284	125	265	108	57	33	5	3		
Mitrovica	2.187	806	1	1	58	37	328	176	541	167	640	198	523	194	89	32	7	1
Leposaviqi																		
Lipjani	1.173	427	2		155	58	406	166	384	133	193	63	28	6	4	1	1	
Novobërda																		
Obiliqi	651	229			240	58	168	59	28	19	215	93						
Rahoveci	181	45			85	19	32	10			64	16						
Peja	2.344	969			329	70	327	225	908	327	495	259	260	86	25	2		
Podujeva	2.300	883			15	8	195	100	797	361	804	205	489	209				
Prishtina	6.546	2.878	3	2	108	62	1.616	587	1.973	835	1.814	881	923	468	98	39	11	4
Prizreni	3.346	1.372			49	20	968	256	987	379	1.017	466	210	171	115	80		
Skënderaj	1.550	406			570	128			520	139	460	139						
Shtimja	302	104			151	52	81	27			70	25						
Shtërpca																		
Suhareka	1.057	190			372	34	331	62	53	31	299	63	2					
Ferizaj	3.523	1.537			103	58	1.248	534	1.087	465	582	185	493	288	10	7		
Vitia	1.013	381			137	39	224	96	279	126	242	96	104	23	25	1	2	
Vushtrria	1.910	659			228	127	749	218	513	173	412	134	8	7				
Z.Potoku																		
Zveçani																		
Malisheva	816	296			74	20	341	116	235	92	166	68						
<b>Total</b>	<b>41.205</b>	<b>15.550</b>	<b>7</b>	<b>3</b>	<b>4.386</b>	<b>1.279</b>	<b>10.014</b>	<b>3.624</b>	<b>11.591</b>	<b>4.424</b>	<b>10.498</b>	<b>3.994</b>	<b>4.214</b>	<b>2.013</b>	<b>456</b>	<b>203</b>	<b>39</b>	<b>10</b>

**Finish of academic year in secondary schools (June+August) 2003/2004**
**Table 24:**

Municipality	Total pupils		Total passed		Passed in June		Passed in August		Class recidivist	
	Total	Female	Total	Female	Total	Female	Total	Female	Total	Female
Deçani	1.724	596	1.710	594	1.413	560	297	34	14	2
Gjakova	3.837	1.534	3.817	1.534	3.141	1.388	676	146	20	
Glllogovci	2.725	1.280	2.630	1.268	2.211	1.069	419	199	95	12
Gjilani	5.529	2.624	5.285	2.573	4.241	2.169	1.044	404	244	52
Dragashi	629	174	605	168	533	163	72	5	24	6
Istogu	1.520	525	1.453	520	1.057	456	396	64	67	5
Kaçaniku	2.198	979	2.190	971	1.956	873	234	98	8	8
Klina	1.173	470	1.085	448	597	313	488	135	88	22
F. Kosova	974	526	936	510	664	416	272	94	38	16
Kamenica	1.662	773	1.632	759	1.545	734	87	25	30	14
Mitrovica	3.557	1.572	3.434	1.566	3.078	1.490	356	76	123	6
Leposaviqi										
Lipjani	2.432	1.057	2.348	1.033	2.183	995	165	38	84	24
Novobërda										
Obiliqi	823	327	795	320	653	288	142	32	28	7
Rahoveci	1.838	766	1.788	758	1.544	698	244	60	50	8
Peja	4.039	1.854	3.772	1.749	2.670	1.379	1.102	370	267	105
Podujeva	3.402	1.556	3.179	1.512	2.554	1.284	625	228	223	44
Prishtina	10.140	4.924	9.710	4.774	7.271	3.789	2.439	985	430	150
Prizreni	5.158	2.313	4.995	2.263	3.562	1.737	1.433	526	163	50
Skënderaj	2.176	831	2.151	823	1.711	730	440	93	25	8
Shtimja	1.003	447	1.003	447	996	446	7	1		
Shtërpca	117	37	113	37	91	37	22		4	
Suhareka	2.789	1.100	2.652	1.092	2.288	935	364	157	137	8
Ferizaj	5.027	2.415	4.874	2.398	3.692	2.108	1.182	290	153	17
Vitia	1.849	830	1.751	807	1.438	697	313	110	98	23
Vushtrria	3.103	1.318	2.954	1.277	2.273	1.114	681	163	149	41
Z.Potoku										
Zveçani										
Malisheva	1.833	687	1.768	681	1.373	576	395	105	65	6
<b>Total</b>	<b>71.257</b>	<b>31.515</b>	<b>68.630</b>	<b>30.882</b>	<b>54.735</b>	<b>26.444</b>	<b>13.895</b>	<b>4.438</b>	<b>2.627</b>	<b>634</b>

**Finish of academic year in general secondary schools – Gymnasiums 2003/2004**
**Table 25:**

Municipality	Total pupils		Total passed		Passed in June		Passed in August		Class recidivist	
	Total	Female	Total	Female	Total	Female	Total	Female	Total	Female
Deçani	929	377	924	375	773	367	151	8	5	2
Gjakova	1.333	655	1.325	655	1.204	621	121	34	8	
Glllogovci	1.440	878	1.426	876	1.264	786	162	90	14	2
Gjilani	1.752	951	1.743	948	1.556	864	187	84	9	3
Dragashi	345	91	331	86	309	85	22	1	14	5
Istogu	1.136	448	1.099	443	777	391	322	52	37	5
Kaçaniku	1.508	805	1.500	797	1.366	715	134	82	8	8
Klina	736	406	686	389	440	283	246	106	50	17
F. Kosova	497	301	483	294	350	270	133	24	14	7
Kamenica	700	354	695	351	683	344	12	7	5	3
Mitrovica	66	24	66	66	66	24				
Leposaviqi										
Lipjani	1.278	706	1.252	695	1.219	686	33	9	26	11
Novobërda										
Obiliqi	168	110	162	107	162	107			6	3
Rahoveci	1.510	663	1.460	655	1.384	633	76	22	50	8
Peja	1.658	856	1.518	795	976	559	542	236	140	61
Podujeva	1.193	700	1.178	692	926	535	252	157	15	8
Prishtina	3.488	1.840	3.300	1.788	2.685	1.503	615	285	188	52
Prizreni	1.977	1.031	1.924	1.007	1.365	776	559	231	53	24
Skënderaj	724	443	716	438	716	438			8	5
Shtimja	516	303	516	303	516	303				
Shtërpca	117	37	113	37	91	37	22		4	
Suhareka	1.634	855	1.587	854	1.348	721	239	133	47	1
Ferizaj	1.653	987	1.621	987	1.246	934	375	53	32	
Vitia	913	495	875	483	658	402	217	81	38	12
Vushtrria	950	569	926	560	926	560			24	9
Z.Potoku										
Zveçani										
Malisheva	1.235	468	1.196	462	1.027	411	169	51	39	6
<b>Total</b>	<b>29.456</b>	<b>15.353</b>	<b>28.622</b>	<b>15.101</b>	<b>24.033</b>	<b>13.355</b>	<b>4.589</b>	<b>1.746</b>	<b>834</b>	<b>252</b>

**Finish of academic year in professional schools (June+August) 2003/2004**
**Table 26:**

Municipality	Total pupils		Total passed		Passed in June		Passed in August		Class recidivist	
	Total	Female	Total	Female	Total	Female	Total	Female	Total	Female
Deçani	795	219	786	219	640	193	146	26	9	
Gjakova	2.504	879	2.492	879	1.937	767	555	112	12	
Glogovci	1.285	402	1.204	392	947	283	257	109	81	10
Gjilani	3.777	1.673	3.542	1.625	2.685	1.305	857	320	235	48
Dragashi	284	83	274	82	224	78	50	4	10	1
Istogu	384	77	354	77	280	65	74	12	30	
Kaçaniku	690	174	690	174	590	158	100	16		
Klina	437	64	399	59	157	30	242	29	38	5
F. Kosova	477	225	453	216	314	146	139	70	24	9
Kamenica	962	419	937	408	862	390	75	18	25	11
Mitrovica	3.491	1.548	3.368	1.542	3.012	1.466	356	76	123	6
Leposaviqi										
Lipjani	1.154	351	1.096	338	964	309	132	29	58	13
Novobërda										
Obiliqi	655	217	633	213	491	181	142	32	22	4
Rahoveci	328	103	328	103	160	65	168	38		
Peja	2.381	998	2.254	954	1.694	820	560	134	127	44
Podujeva	2.209	856	2.001	820	1.628	749	373	71	208	36
Prishtina	6.652	3.063	6.410	2.986	4.586	2.286	1.824	700	242	77
Prizreni	3.181	1.282	3.071	1.256	2.197	961	874	295	110	26
Skënderaj	1.452	388	1.435	385	995	292	440	93	17	3
Shtimja	487	144	487	144	480	143	7	1		
Shtërpca										
Suhareka	1.155	245	1.065	238	940	214	125	24	90	7
Ferizaj	3.374	1.428	3.253	1.411	2.446	1.174	807	237	121	17
Vitja	936	335	876	324	780	295	96	29	60	11
Vushtrria	2.153	749	2.028	717	1.347	554	681	163	125	32
Z.Potoku										
Zveçani										
Malisheva	598	219	572	219	346	165	226	54	26	
<b>Total</b>	<b>41.801</b>	<b>16.141</b>	<b>40.008</b>	<b>15.781</b>	<b>30.702</b>	<b>13.089</b>	<b>9.306</b>	<b>2.692</b>	<b>1.793</b>	<b>360</b>

## Number of pupils that graduated by classes 2003/2004

Table 27:

Municipality	Total		Number of pupils by classes								From them			
											Graduated		Class recidivist	
			In X class		In XI class		In XII class		In XIII class		In XIII class		In XIII class	
	Total	Female	Total	Female	Total	Female	Total	Female	Total	Female	Total	Female	Total	Female
Deçani	1.413	560	470	219			429	163	514	178	514	178	3	
Gjakova	3.141	1.388	1.106	489			939	427	1.096	472	1.096	472		
Glogovci	2.211	1.069	831	408			702	308	678	353	678	353		
Gjilani	4.241	2.169	1.460	711	207	107	1.387	685	1.187	666	1.187	666	37	
Dragashi	533	163	219	64			151	44	163	55	163	55	2	
Istogu	1.075	456	321	154			457	138	297	164	297	164	15	3
Kaçaniku	1.956	873	698	352			626	226	632	295	632	295		
Klina	597	313	201	106			194	94	202	113	202	113	22	8
F.Kosova	664	416	205	148			233	146	226	122	226	122		
Kamenica	1.545	734	547	275	88	44	460	221	450	194	450	194	3	1
Mitrovica	3.078	1.490	1.028	529			1.040	485	1.010	476	1.010	476	12	
Leposaviqi														
Lipjani	2.183	995	775	348			744	333	664	314	664	314	18	5
Novobërda														
Obiliqi	653	288	217	82	16	6	209	114	211	86	211	86		
Rahoveci	1.544	698	513	240			547	223	484	235	484	235		
Peja	2.670	1.379	942	469			828	415	900	495	900	495	10	5
Podujeva	2.554	1.284	918	447			882	428	754	409	754	409		
Prishtina	7.271	3.789	2.563	1.349	92	57	2.294	1.146	2.322	1.237	2.322	1.237	123	41
Prizreni	3.562	1.737	1.215	629			1.069	534	1.278	574	1.278	574	7	2
Skënderaj	1.711	730	641	286			582	244	488	200	488	200	4	1
Shtimja	996	446	397	178			305	124	294	144	294	144		
Shtërpca	91	37	34	15			37	17	20	5	20	5	2	
Suhareka	2.288	935	1.005	425			690	232	593	278	593	278	10	2
Ferizaj	3.692	2.108	1.162	721			1.353	729	1.177	658	1.177	658	9	2
Vitja	1.438	697	534	252	39	17	454	225	411	203	411	203	9	4
Vushtrria	2.273	1.114	839	458			830	312	604	344	604	344	1	
Z.Potoku														
Zveçani														
Malisheva	1.373	576	568	228			418	178	387	170	387	170		
<b>Total</b>	<b>54.735</b>	<b>26.444</b>	<b>19.409</b>	<b>9.582</b>	<b>442</b>	<b>231</b>	<b>17.860</b>	<b>8.191</b>	<b>17.024</b>	<b>8.440</b>	<b>17.042</b>	<b>8.440</b>	<b>287</b>	<b>74</b>

**Finish of academic year in general secondary schools gymnasiums (June) 2003/2004**
**Table 28:**

Municipality	Total		Number of pupils by classes								From them			
			In X class		In XI class		In XII class		In XIII class		Graduated		Class recidivist	
	Total	Female	Total	Female	Total	Female	Total	Female	Total	Female	Total	Female	Total	Female
	Deçani	773	367	296	168			218	101	259	98	259	98	
Gjakova	1.204	621	498	271			363	176	343	174	343	174		
Gillogovci	1.264	786	572	336			273	180	419	270	419	270		
Gjilani	1.556	864	698	389	44	30	422	230	392	215	392	215	1	
Dragashi	309	85	125	37			86	19	98	29	98	29		
Istogu	777	391	239	136			309	118	229	137	229	137	12	3
Kaçaniku	1.366	715	508	294			419	187	439	234	439	234		
Klina	440	283	141	90			133	80	166	113	166	113	18	8
F. Kosova	350	270	120	100			130	100	100	70	100	70		
Kamenica	683	344	267	141	12	2	193	108	211	93	211	93	2	
Mitrovica	66	24	46	15			20	9					6	
Leposaviqj														
Lipjani	1.219	686	431	226			423	256	365	204	365	204	11	3
Novobërda														
Obiliqj	162	107	87	52			75	55						
Rahoveci	1.384	633	484	233			506	214	394	186	394	186		
Peja	976	559	418	245			241	152	317	162	317	162	3	
Podujeva	926	535	342	185			273	149	311	201	311	201		
Prishtina	2.685	1.503	1.214	655	28	11	725	424	718	413	718	413	72	21
Prizreni	1.365	776	540	323			404	245	421	208	421	208		
Skënderajj	716	438	308	194			204	132	204	112	204	112	4	1
Shtimja	516	303	212	117			162	97	142	89	142	89		
Shtërpca	91	37	34	15			37	17	20	5	20	5	2	
Suhareka	1.348	721	712	374			277	150	359	197	359	197	1	
Ferizajj	1.246	934	478	402			386	272	382	260	382	260		
Vitia	658	402	244	145			200	136	214	121	214	121	3	1
Vushtrria	926	560	408	228			257	183	261	149	261	149		
Z.Potoku														
Zveçani														
Malisheva	1.027	411	392	149			330	138	305	124	305	124		
<b>Total</b>	<b>24.033</b>	<b>13.355</b>	<b>9.814</b>	<b>5.520</b>	<b>84</b>	<b>43</b>	<b>7.066</b>	<b>3.928</b>	<b>7.069</b>	<b>3.864</b>	<b>7.069</b>	<b>3.864</b>		



**Finish of academic year in professional education 2003/2004**
**Table 29:**

Municipality	Total		Number of pupils by classes								From them			
			In X class		In XI class		In XII class		In XIII class		Graduated		Class recidivist	
	Total	Female	Total	Female	Total	Female	Total	Female	Total	Female	Total	Female	Total	Female
	Deçani	640	193	174	51			211	62	255	80	255	80	3
Gjakova	1.937	767	608	218			576	251	753	298	753	298		
Glogovci	947	283	259	72			429	128	259	83	259	83		
Gjilani	2.685	1.305	762	322	163	77	965	455	795	451	795	451	36	14
Dragashi	224	78	94	27			65	25	65	26	65	26	2	
Istogu	280	65	82	18			148	20	50	27	50	27		
Kaçaniku	590	158	190	58			207	39	193	61	193	61		
Klina	157	30	60	16			61	14	36		36		4	
F. Kosova	314	146	85	48			103	46	126	52	126	52		
Kamenica	862	390	280	134	76	42	267	113	239	101	239	101	1	1
Mitrovica	3.012	1.466	982	514			1.020	476	1.010	476	1.010	476	6	
Leposaviqi														
Lipjani	964	309	344	122			321	77	299	110	299	110	7	2
Novobërda														
Obiliqi	491	181	130	30	16	6	134	59	211	86	211	86		
Rahoveci	160	65	29	7			41	9	90	49	90	49		
Peja	1.694	820	524	224			587	263	583	333	583	333	7	5
Podujeva	1.628	749	576	262			609	279	443	208	443	208		
Pristina	4.586	2.286	1.349	694	64	46	1.569	722	1.604	824	1.604	824	51	20
Prizreni	2.197	961	675	306			665	289	857	366	857	366	7	2
Skënderaj	995	292	333	92			378	112	284	88	284	88		
Shtimja	480	143	185	61			143	27	152	55	152	55		
Shtërpca														
Suhareka	940	214	293	51			413	82	234	81	234	81	9	2
Ferizaji	2.446	1.174	684	319			967	457	795	398	795	398	9	2
Vitja	780	295	290	107	39	17	254	89	197	82	197	82	6	4
Vushtrria	1.347	554	431	230			573	129	343	195	343	195	1	
Z.Potoku														
Zveçani														
Malisheva	346	165	176	79			88	40	82	46	82	46		
<b>Total</b>	<b>30.702</b>	<b>13.089</b>	<b>9.595</b>	<b>4.062</b>	<b>358</b>	<b>188</b>	<b>10.794</b>	<b>4.263</b>	<b>9.955</b>	<b>4.576</b>	<b>9.955</b>	<b>4.576</b>	<b>149</b>	<b>52</b>

**Pupils that recidivist the year by classes 2003/2004**
**Table 30:**

Municipality	Total		NUMBER OF RECIDIVIST PUPILS BY CLASSES							
			In X class		In XI class		In XII class		In XIII class	
	Total	Female	Total	Female	Total	Female	Total	Female	Total	Female
Deçani	14	2	6	2			5		3	
Gjakova	20		14				6			
Glllogovci	95	12	47	8			48	4		
Gjilani	244	52	140	24	2	2	65	12	37	14
Dragashi	24	6	14	4			4	2	6	
Istogu	67	5	40	2			12		15	3
Kaçaniku	8	8	4	4			4	4		
Klina	88	22	50	10			16	4	22	8
F. Kosova	38	16	3	2			35	14		
Kamenica	30	14	17	11			10	2	3	1
Mitrovica	123	6	89	6			28		6	
Leposaviqi										
Lipjani	84	24	45	14			21	5	18	5
Novobërda										
Obiliqi	28	7	22	5			6	2		
Rahoveci	50	8	37	7			13	1		
Peja	267	105	109	41			148	59	10	5
Podujeva	223	44	161	31			62	13		
Prishtina	430	150	178	58	3	3	126	48	123	41
Prizreni	163	50	86	31			70	17	7	2
Skënderaj	25	8	21	7					4	1
Shtimja										
Shtërpca	4		1				1		2	
Suhareka	137	8	79	5	48	1	10	2		
Ferizaj	153	17	76	6			68	9	9	2
Vitja	98	23	73	16			16	3	9	4
Vushtrria	149	41	117	30			31	11	1	
Z.Potoku										
Zveçani										
Malisheva	65	6	52	5			13	1		
<b>Total</b>	<b>2.627</b>	<b>634</b>	<b>1.481</b>	<b>329</b>	<b>53</b>	<b>6</b>	<b>818</b>	<b>213</b>	<b>275</b>	<b>86</b>

**Special elementary schools, starting of the year 2004/2005**
**Table 31:**

Municipality	Number of schools	Number of classrooms	Pupils			Teachers		
			Total	Female	Male	Total	Female	Male
Deçani		2	21	10	11	1	1	
Gjakova		5	51	16	35	5	4	1
Gllgovci		2	12	6	6	2	1	1
Gjilani	1	5	35	18	17	5	4	1
Dragashi		1	4	3	1	1	1	
Istogu		1	10	2	8	1		1
Kaçaniku		2	14	6	8	2	2	
Klina		2	18	5	13	2	1	1
Fushë Kosova		2	5	4	1	1	1	
Kamenica		5	14	6	8	2	2	
Mitrovica	1	8	55	18	37	12	10	2
Lipjani	1	2	13	2	11	3	1	2
Obiliqi		4	8	3	5	2	2	
Rahoveci		1	7	2	5	1		1
Peja	1	14	62	18	44	21	13	8
Podujeva		6	22	9	13	4	1	3
Prishtina	1	18	105	48	57	16	14	2
Prizreni	1	22	139	41	98	40	29	11
Skenderaji		3	26	8	18	3	2	1
Shtimja	1	3	17	9	8	3	2	1
Suhareka		1	5	3	2	1	1	
Ferizaji		4	40	17	23	4	2	2
Viti		2	12	2	10	2	1	1
<b>Total</b>	<b>7</b>	<b>115</b>	<b>695</b>	<b>256</b>	<b>439</b>	<b>134</b>	<b>95</b>	<b>39</b>

**Special secondary schools, starting of the year 2004/2005**
**Table 32:**

Municipality	Number of schools	Number of classrooms	Pupils			Teachers				
			Total	Female	Male	Total	Female	Male	With full time	With part time
Peja	1	4	68	40	28	16	10	6	14	2
Prizreni	2	5	53	10	43	35	25	1	32	3
Mitrovica	1	4	42	17	25	12	10	2	12	
<b>Total</b>	<b>4</b>	<b>13</b>	<b>163</b>	<b>67</b>	<b>96</b>	<b>63</b>	<b>45</b>	<b>9</b>	<b>58</b>	<b>5</b>

Pupils by age in special elementary education 2004/2005

Table 33:

Municipality	Classrooms	Teachers		Pupils		Number of pupils by age																				
		Total	Female	Total	Female	11 years	Female	12 years	Female	13 years	Female	14 years	Female	15 years	Female	16 years	Female	17 years	Female	18 years	Female	19 years	Female	20 years	Female	
Deçani	2	1	1	21	10	9	5	4	2	3	1	5	2													
Gjakova	5	5	4	51	16	25	9	3		3		5	1	4	1	1		2		3	1			5	4	
Gllgovci	2	2	1	12	6	2	2					2	1	2	1			1		4	1	1	1			
Gjilani	5	5	4	35	18	22	13	4	3	2		1		2		4	2									
Dragashi	1	1	1	4	3	4	3																			
Istogu	1	1	0	10	2	5	1							3							2	1				
Kaçaniku	2	2	2	14	6	7	3	4	2							3	1									
Klina	2	2	1	18	5	6	4	1		1		1	1	2		2		2						3		
F. Kosova	2	1	1	5	4	2	2	1	1			1	1	1												
Kamenica	5	2	2	14	6	1	1	1	1	2	1	1		7	3	1		1								
Mitrovica	8	12	10	55	18	11	2	7	4	6	3	8	3	3		6	2	4	1	10	3					
Leposaviqi																										
Lipjani	2	3	1	13	2	8	2			1		1		2		1										
Novobërda																										
Obiliqi	4	2	2	8	3	2	2	3		1						2	1									
Rahoveci	1	1		7	2	7	2																			
Peja	14	21	13	62	18	25	9	6	3	8	1	4	1	2	1	4	2	4	1	2		4		3		
Podujeva	6	4	1	22	9	7	4	4	1	3	1	1				1	1	1		1		1		3	2	
Prishtina	18	16	14	105	48	54	29	14	4	10	5	13	4	7	3	4	1	1		2	2					
Prizreni	22	40	29	139	41	51	13	25	5	27	6	16	5	5	5			8	6	4		1		2	1	
Skënderaj	3	3	2	26	8	7	5	1	1	6		1		5		3	1	1		1				1	1	
Shtimja	3	3	2	17	9	4	2	2	2	2	1	6	3					1		1		1	1			
Shtërpca																										
Suhareka	1	1	1	5	3	2	2				3	1														
Ferizaji	4	4	2	40	17	16	7	4	3	7	3	3	1			5	2			2				3	1	
Vitia	2	2	1	12	2	5	2					7														
Vushtrria																										
Z.Potoku																										
Zveçani																										
Malisheva																										
<b>Total</b>	<b>115</b>	<b>134</b>	<b>95</b>	<b>695</b>	<b>256</b>	<b>282</b>	<b>124</b>	<b>84</b>	<b>32</b>	<b>85</b>	<b>23</b>	<b>76</b>	<b>23</b>	<b>45</b>	<b>14</b>	<b>37</b>	<b>13</b>	<b>26</b>	<b>8</b>	<b>30</b>	<b>7</b>	<b>10</b>	<b>3</b>	<b>20</b>	<b>9</b>	

**Finish of academic year in special elementary education 2003/2004**

**Table 34:**

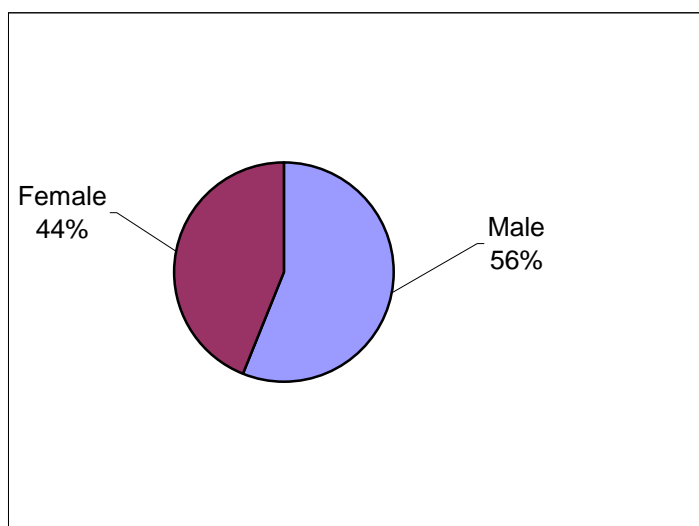
Municipality	Total	Female	Number of pupils by classes									
			I class	II class	III class	IV class	V class	VI class	VII class	VIII class	IX class	
Deçani	21	10	9	4	3	5						
Gjakova	51	16	6	4	7	14	11	2	1	4	2	
Gllgovci	12	6		6	6							
Gjilani	35	18	5	3	11	9		5	1	1		
Dragashi	4	3			4							
Istogu	10	2	10									
Kaçaniku	14	6		14								
Klina	18	5	7		6	2		2	1			
F. Kosova	5	4	3	2								
Kamenica	14	6	8		1	2	1	2				
Mitrovica	55	18	11	7	6	8	3	6	4	10		
Leposaviqi												
Lipjani	13	2	1	4	1	5					2	
Novobërda												
Obiliqi	8	3		1	3	4						
Rahoveci	7	2	7									
Peja	62	18	12	5	11	8	9	4	5	4	4	
Podujeva	22	9	3	4	5	4	5	1				
Prishtina	105	48	15	16	15	10	18	12	12	7		
Prizreni	139	41	20	20	12	15	27	22	10	6	7	
Skënderaj	26	8			26							
Shtimja	17	9		10	6	1						
Shtërpca												
Suhareka	5	3	2		3							
Ferizaji	40	17	10	11		19						
Vitia	12	2		5		7						
Vushtrria												
Z.Potoku												
Zveçani												
Malisheva												
<b>Total</b>	<b>695</b>	<b>256</b>	<b>129</b>	<b>116</b>	<b>126</b>	<b>113</b>	<b>74</b>	<b>56</b>	<b>34</b>	<b>32</b>	<b>15</b>	

**General number of students in faculties in academic year 2004/2005**

**Table 35:**

No.	Faculty	Total	Female
1	Philosophic faculty	2.167	1.224
2	SHMN	2.433	1.149
3	Philological faculty	2.442	1.451
4	Juristical faculty	3.272	1.322
5	Economic faculty	4.538	1.736
6	Construc-Architecture	1.353	323
7	Electrotec. faculty	1.074	235
8	Machinery faculty	965	82
9	Medicinal faculty	1.941	1.027
10	Art faculty	311	155
11	Agriculture faculty	587	107
12	Mining-Metallurgical faculty	429	115
13	Faculty of Physical Culture	488	162
14	Teacher faculty	149	118
15	Educational faculty	2.177	1.640
	<b>Total</b>	<b>24.326</b>	<b>10.846</b>

**Figure 1: Students by gender structure**



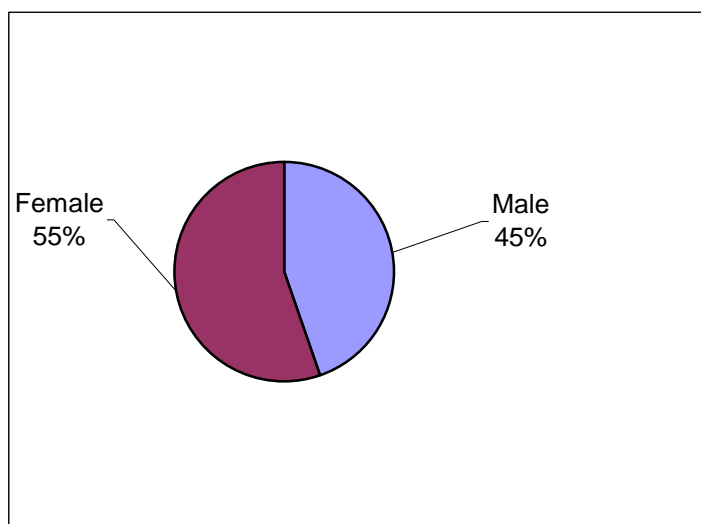
The figure no. 1 shows male with 56% and female with 44%.

**Number of students in high schools in academic year 2004/2005**

**Table 36:**

No.	High schools	Total	Female
1	SHLP-Prishtinë.	828	605
2	SHLE-Pejë	1.079	506
3	SHLT-Mitrovicë.	664	163
4	SHLP-Prizren	436	282
5	SHLP-Gjakovë	905	488
6	SHLP-Gjilan	472	421
7	SHLT-Ferizaj	122	25
	<b>Total</b>	<b>4.506</b>	<b>2.490</b>

**Figure 2: Gender structure of students in high schools**



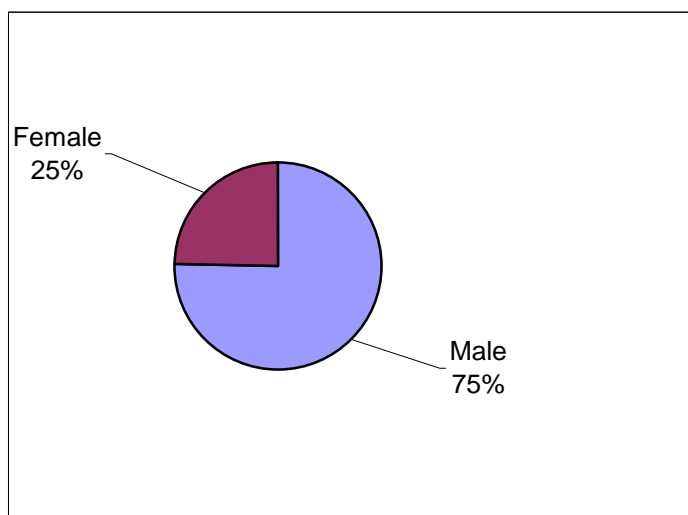
The figure no. 2 shows male with 45% and female with 55%.

**Number of teachers in faculties 2004/2005**

**Table 37:**

No.	Faculty	Total	Female
1	Philosophic faculty	35	6
2	SHMN	98	15
3	Philological faculty	58	22
4	Juristical faculty	42	6
5	Economic faculty	56	15
6	Construc-Architecture	52	10
7	Electrotec. faculty	27	9
8	Machinery faculty	37	2
9	Medicinal faculty	286	94
10	Art faculty	87	21
11	Agriculture faculty	31	2
12	Mining-Metallurgical faculty	51	7
13	Faculty of Physical Culture	20	2
14	Teacher faculty		
15	Educational faculty	30	13
	<b>Total</b>	<b>910</b>	<b>224</b>

**Figure 3: Gender structure of teachers in faculties**



The figure no. 3 shows male with 75% and female with 25%.

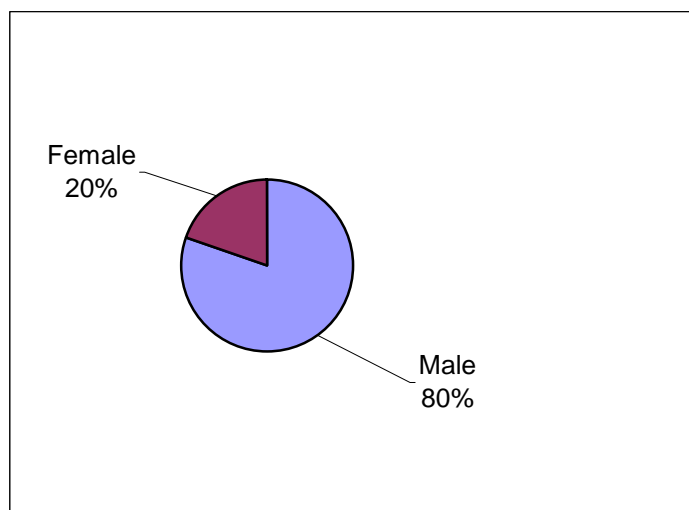


**Number of teachers in high schools 2004/2005**

**Table 38:**

No.	SHL	Total	Female
1	SHLP-Prishtinë.	17	4
2	SHLE-Pejë	31	10
3	SHLT-Mitrovicë.	10	1
4	SHLP-Prizren	9	1
5	SHLP-Gjakovë	11	
6	SHLP-Gjilan	8	2
7	SHLT-Ferizaj	11	1
	<b>Total</b>	<b>97</b>	<b>19</b>

**Figure 4: Gender structure of teachers in high schools**



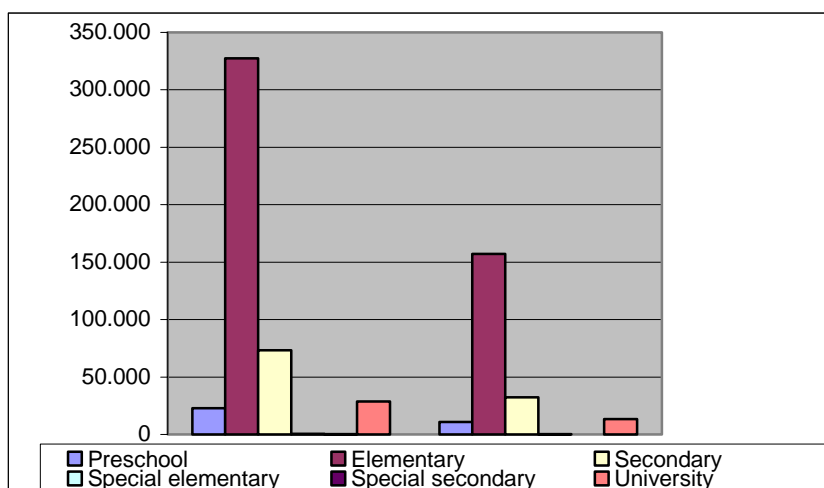
The figure no. 4 shows male with 80% and female with 20%.

**Number of children, pupils and students 2004/2005**

**Table 39:**

Education	Number	
	Total	Female
Preschool	22.745	10.788
Elementary	327.460	157.078
Secondary	73.237	32.243
Special elementary	695	256
Special secondary	163	67
University	28.832	13.336
<b>Total</b>	<b>453.132</b>	<b>213.768</b>

**Figure 5: Number of children, pupils and students for 2004/2005**

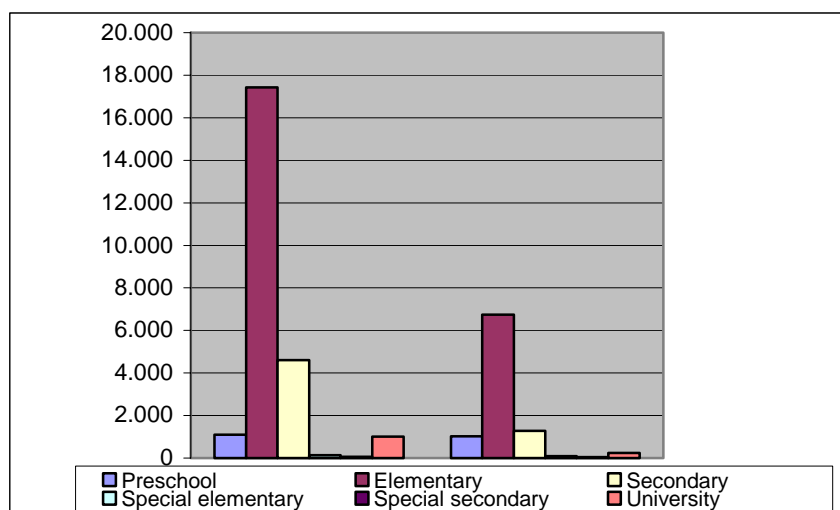


**Number of teachers in all levels for 2004/2005**

**Table 40:**

Educators and teachers	Number	
	Total	Female
Preschool	1.092	1.029
Elementary	17.428	6.741
Secondary	4.605	1.284
Special elementary	134	95
Special secondary	65	45
University	1.007	242
<b>Total</b>	<b>24.331</b>	<b>9.436</b>

**Figure 6: Number of teachers in all levels for 2004/2005**



## **Statistical Office of Kosovo (SOK) - a brief description**

**The Statistical Office** as a professional office has been in operation since 1948, and has passed through all the historic phases of Kosovo. On August 2<sup>nd</sup> 1999 the Office restarted its work as an independent and professional institution of public administration of Kosovo. Kosovo Consolidated Budget and various donors for particular projects finance the Office.

**A Statistical Regulation** (Regulation 2001/14) came into force 2 July 2001. SOK is an executive agency attached to the Ministry of Public Services (MPS). A Master Plan (medium term development plan) for the statistical system in Kosovo has been produced.

**Organization structure:** Seven Regional Offices (Pristine, Peja, Gjakova, Prizren, Ferizaj, Gjilan and Mitrovica) and Head Quarters in Prishtina have at present a total of 134 employees, 88 at HQ and 46 at the Regional Offices. There is 1 Long Term Consultant from Statistics Sweden, financed by Sida and 1 Project Coordinator, Statistics Sweden Projects, SOK. The Office has a fully-fledged field organization for surveys with experienced enumerators and sufficient transport. Local and international expert group are working in the population census project.

**The Office Mission** is to fulfill the needs of users for objective statistical data and analyses in order to support government departments and provide proper information for decision-makers and other users in Kosovo.

- **Address: Statistical Office of Kosovo, Zenel Salihu Str. No: 4, Pristine**
- **Telephones:**  
**Head-quarters: +381 (0) 38 235 111**  
**Director: +381 (0) 38 235 545 or +381 (0) 38 504 604 ext. 6572**
- **Fax: +381 (0) 38 235 033**
- **E-mail: [social@ks-gov.net](mailto:social@ks-gov.net)**
- **Web-site: [www.ks-gov.net/esk](http://www.ks-gov.net/esk)**