



Republika e Kosovës
Republika Kosova-Republic of Kosovo
Qeveria - Vlada - Government
Zyra e Kryeministrit -Ured Premijera -Office of the Prime Minister
Agjencia e Statistikave të Kosovës - Agencija za Statistike Kosova - Kosovo Agency of Statistics

Series 5: Social Statistics

Health Statistics 2016



AGJENCIA E STATISTIKAVE TË KOSOVËS
AGENCIJA ZA STATISTIKE KOSOVA
KOSOVO AGENCY OF STATISTICS



Republika e Kosovës
Republika Kosova-Republic of Kosovo
Qeveria - Vlada - Government
Zyra e Kryeministrit -Ured Premijera -Office of the Prime Minister
Agjencia e Statistikave të Kosovës - Agencija za Statistike Kosova - Kosovo Agency of Statistics

Series 5: Social Statistics

Health Statistics

2016



AGJENCIA E STATISTIKAVE TË KOSOVËS
AGENCIJA ZA STATISTIKE KOSOVA
KOSOVO AGENCY OF STATISTICS

Publisher: - Kosovo Agency of Statistics (KAS)

Publication date: November, 2017

© - Kosovo Agency of Statistics

Reproduction is authorized when source is indicated only

More information is available on Internet

<http://ask.rks-gov.net>

Foreword

Health Statistics publication provides information on health in the public sector and some data for the private sector. The data source is the Ministry of Health (MoH), the National Institute of Health (NIH) and the Association of Private Institutions in Kosovo.

This publication contains the following data:

- Number of health institutions, the total number of employees in health according to educational qualification and gender,
- Primary Health Care (PHC) according to departments and municipalities,
- Activities of regional hospitals,
- Volume indicators of quality in regional hospitals,
- Activities of the University Clinical Centre of Kosovo (UCCK),
- Basic indicators of hospitalization,
- Pre-clinical services,
- Malignant diseases, their number according to age group, etc.
- Oncology services offered and the number of people affected with malignant diseases,
- TB patients,
- Infectious diseases,
- Health budget,
- Health Insurance in Kosovo,
- Number of licensed private health institutions, and
- Activity of private hospitals.

We believe that this publication will serve as useful information in the field of health in Kosovo.

Avni Kastrati - Director of the Department of Social Statistics

This publication was prepared by:

Mrs. Naime Rexhepi – Head of the Division of Social Statistics

Mrs. Luljeta Selimi – Senior Officer for Health Statistics

Mr. Ahmet Cakolli – Design Officer

We invite all users of this publication to provide comments, remarks and suggestions at this address:

social@ks-gov.net

Prishtina, November 2017

Chief Executive Officer, KAS
Isa Krasniqi

HEALTH STATISTICS

Data description: Data on the number of employees in health institutions according to gender, age, qualifications and nationality. Data on morbidity in UCCK, the number of visits to the PHC, the number of hospitalizations in Kosovo hospitals, number of operations, number of births, medications and illnesses. Primary Health Care Indicators at PHCs according to departments and municipalities, Regional Hospital Activities and University Clinical Center of Kosovo (UCCK), quality volume indicators in regional hospitals.

Geographical comparability: At country and regional level.

Source of data: Health institutions, Ministry of Health, National Institute of Public Health. Central Bank of Kosovo, Ministry of KSF and Corporations.

Coverage: Serial data is available from 2004 on an annual basis.

Frequency of data collection: Annual.

List of Abbreviations and symbols

KAS	-	Kosovo Agency of Statistics
MoH	-	Ministry of Health
UCHSK	-	University Clinical Hospital Service of Kosovo
FMC	-	Family Medicine Center
UCCK	-	University Clinical Center of Kosovo
UCDC	-	University Clinical Dental Center
CHA	-	County Health Authority
NIPH	-	National Institute of Public Health
RPHI	-	Regional Public Health Institute
MHC	-	Mental Health Center
CFDFM	-	Center for the Development of Family Medicine
PHC	-	Primary Health Care
-	-	No data
BD	-	Board of Directors
MF	-	Ministry of Finance
AFSH	-	Health Financing Agency
NCPS	-	National Center for Sports Medicine
NBTC	-	National Blood Transfusion Center
NTC	-	National Telemedicine Center
GH	-	General Hospital
MHCHCI	-	Mental Health Centers with Homes for Community Integration
CIRCPS	-	Center for Integration and Rehabilitation of Chronic Psychiatric Sickness
CPh	-	Central Pharmacy

Contents

	Page
HEALTH STATISTICS	2
HEALTH EMPLOYEES IN KOSOVO	7
Tab. 1. Employees in health institutions according to gender.....	8
Tab. 2. Employees in health institutions according to professional training.....	10
Tab. 3. Employees in health sector in the years 2015/2016.....	12
NUMBER OF EMPLOYEES IN FAMILY MEDICINE CENTERS IN KOSOVO	13
Tab. 4. Employees in Family Medicine Centres according to occupation.....	14
Tab. 5. Visits to Family Medicine Centres.....	15
Tab. 6. Total number of visits to family medicine, specialist visits and other services.....	16
GENERAL HOSPITALS	17
Tab. 7. Total number of employees in general hospitals.....	18
Tab. 8. Activity of general hospitals.....	19
Tab. 9. Number of operated patients in general hospitals in the years 2015/2016.....	20
Tab. 10. Comparison of activities to general hospitals in the past two years.....	21
PRECLINICAL INSTITUTES	23
Tab. 11. Preclinical institutes.....	24
Tab. 12. Morgue and the Institute of Forensic Psychiatry.....	25
Tab. 13. Outpatient visits in the University Clinical Centre of Kosovo.....	26
Tab. 14. Outpatient visits to general hospitals in Kosovo.....	27
UCC CLINICS	29
Tab. 15. Employees at clinics of University Clinical Centre according to occupation.....	30
Tab. 16. Basic indicators of hospitalization in UCC.....	31
Tab. 17. Total number of UCC services during 2014-2015.....	32
Tab. 18. University Dental Clinic Centre of Kosovo.....	33
Tab. 19. Number of patients according to services used in radiology.....	34
Tab. 20. Number of radiological services provided in Kosovo hospitals.....	35
Tab. 21. Number of visits to the Department of Cardiology and Nephrology.....	36
Tab. 22. Comparison in the Department of Cardiology and Nephrology.....	37
Tab. 23. Services from the Professional Mental Health Centers.....	38
Tab. 24. Number of new cases of patients with malignant and benign diseases.....	39
Tab. 25. Number of malignant and benign diseases according to age group.....	40
Tab. 26. Number of cases treated with malignant and benign diseases according to diagnosis groups.....	41
Tab. 27. Cases of malignant diseases in the municipalities in Kosovo.....	42
Tab. 28. Reported cases of malignant diseases.....	43
Tab. 29. Number of persons treated with malignant diseases in 2012-2016.....	44
Tab. 30. Total medical services at UCHSK during 2016.....	45
Tab. 31. Laboratory services in Kosovo hospitals.....	46
Tab. 32. Number of dialysis performed at UCKK and Kosovo general hospitals.....	47
Tab. 33. Number of births in public hospitals in Kosovo.....	48
Tab. 34. Number of patients with TB in Kosovo 2016.....	50
Tab. 35. Cases of contagious diseases in Kosovo according to municipality.....	51
Tab. 36. Sexually Transmitted Diseases in Kosovo.....	52
Tab. 37. HIV / AIDS progress in Kosovo during 2016.....	53
Tab. 38. The rate of inclusion with regular vaccines in Kosovo in 2016.....	54
Tab. 39. Cases of deaths from contagious diseases.....	55

HEALTH BUDGET	57
Tab. 40. Budget execution in UCHSK, 2014 - 2016	58
Tab. 41. The budget of the Ministry of Health (from the central level)	59
Tab. 42. The Central Pharmacy	60
Tab. 43. The Central Pharmacy	60
Tab. 44. Clinical pharmacies	61
Tab. 45. Licensed private hospitals	62
Tab. 46. Activity of private hospitals	63
Tab. 47. Number of licensed polyclinics and ambulances in Kosovo	64
Tab. 48. Private health insurance in Kosovo	66

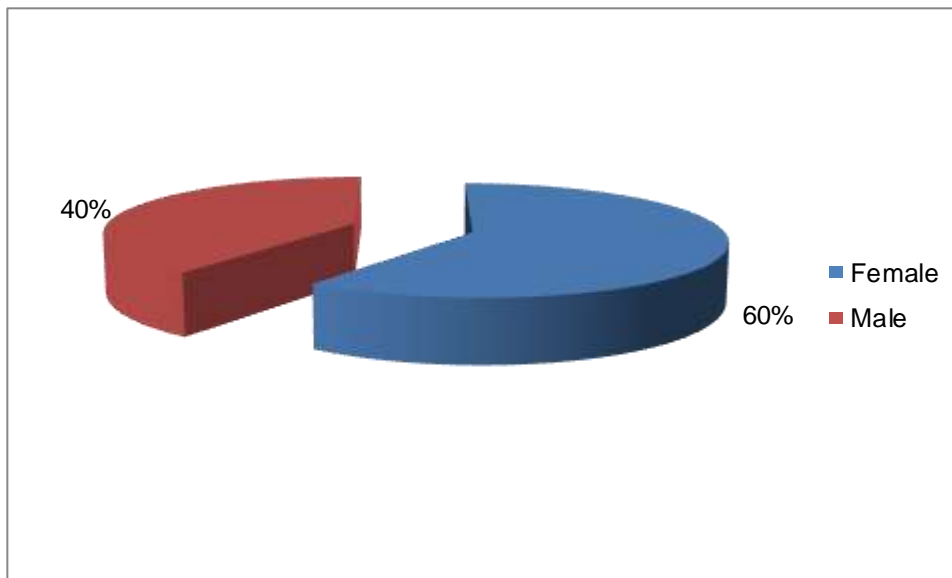
HEALTH EMPLOYEES IN KOSOVO

Tab. 1. Employees in health institutions according to gender

Health institutions	Number of employees	Female	Male
Clinical Hospital and University Service of Kosovo	6.720	4.371	2349
Family Medicine Centers in Kosovo	5.467	3.048	2.419
MSH me departamente	1158	654	504
Public health program	386	166	220
Mental health services	248	147	101
Regulation of the pharmaceutical market	69	40	29
Total	14.048	8.426	5.622

The number of employees in public institutions was 14.048, out of which 8.426, females and 5622 males.

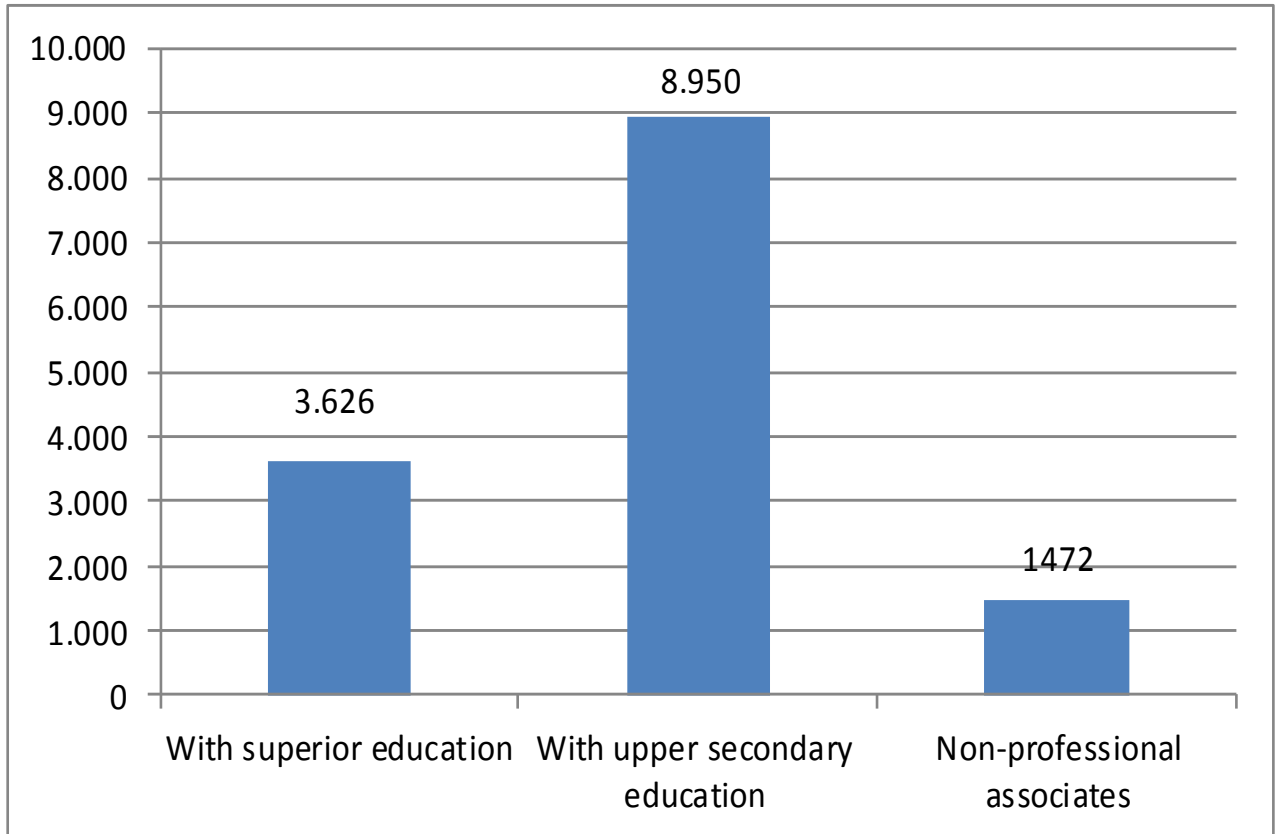
Graph. 1. Employees in health institutions according to gender



Tab. 2. Employees in health institutions according to professional training

Health Institutions	Total	Level of education		Non-medical staff
		Superior (specialist)	Upper secondary education (nursing)	
Clinical Hospital and University Service of Kosovo	6,720	1,411	4,232	1077
Family Medicine Centers in Kosovo	5,467	1,677	3,668	122
MoH with departments	1158	299	801	58
Public health program	386	126	69	191
Mental health services	248	89	138	21
Regulation of the pharmaceutical market	69	24	42	3
Total	14,048	3,626	8,950	1472

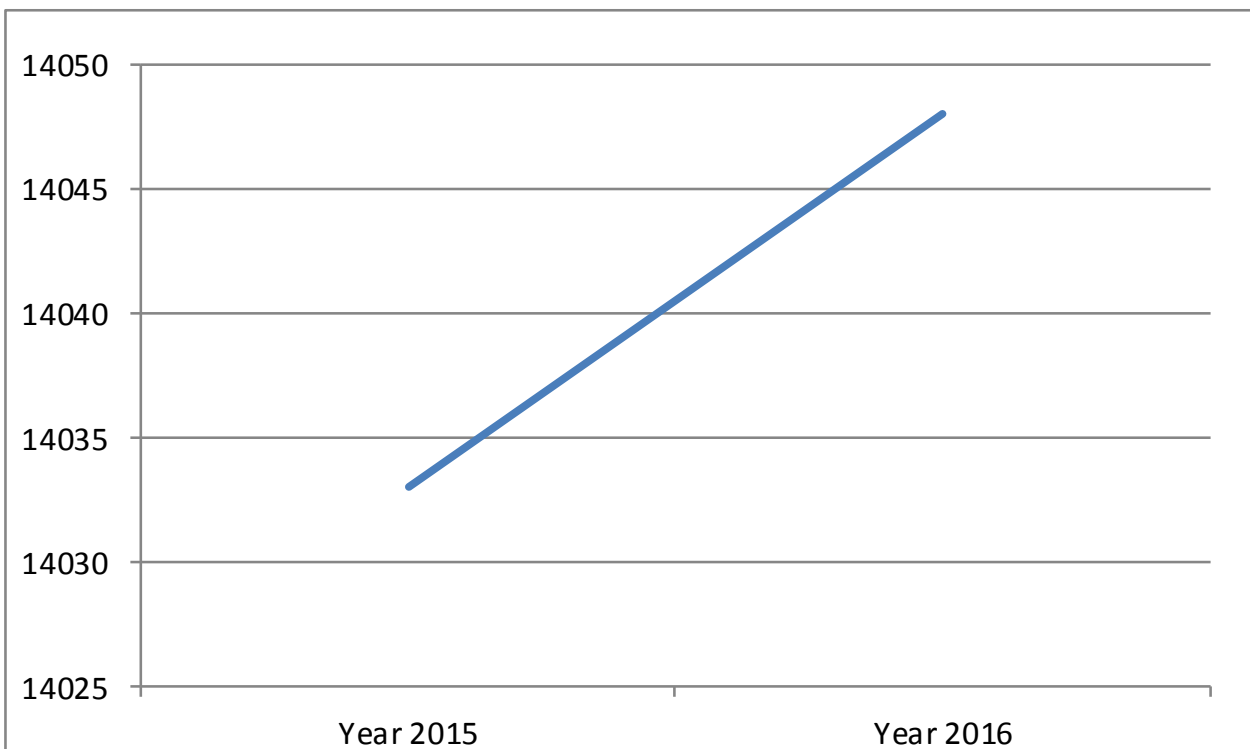
Graph. 2. Employees in health institutions according to professional training



Tab. 3. Employees in health sector in the years 2015/2016

Total 2015	Total 2016
14.033	14.048

Graph. 3. Number of employees in health institutions in years 2015/2016



**NUMBER OF EMPLOYEES IN FAMILY MEDICINE CENTERS IN
KOSOVO**

Tab. 4. Employees in Family Medicine Centres according to occupation

Municipality	Total	Physicians	Dentists	Nurses	Pharmacists	Health associates	Non-medical workers
Deçan	120	26	4	76	-	-	14
Gjakovë	353	73	52	207	-	1	20
Glogovc	184	27	3	108	-	-	46
Gjilan	283	55	16	162	1	5	44
Dragash	103	19	6	53	-	1	24
Istog	122	22	6	53	-	13	28
Kaçanik	103	21	2	63	-	-	17
Klinë	135	31	2	84	-	-	18
Fushë Kosovë	103	23	5	47	-	4	24
Kamenicë	144	19	2	86	-	-	37
Mitrovicë	285	39	15	160	-	11	60
Leposaviq	-	-	-	-	-	-	-
Lipjan	219	38	6	125	-	2	48
Novobërdë	18	3	1	8	-	-	6
Obiliq	79	21	4	54	-	-	-
Rahovec	129	21	6	73	-	-	29
Pejë	349	72	25	200	-	1	51
Podujevë	241	49	3	126	-	3	60
Prishtinë	752	196	45	430	-	4	77
Prizren	474	92	39	270	-	5	68
Skenderaj	173	32	1	106	-	-	34
Shtime	73	17	2	50	-	-	12
Shtërpcë	-	-	-	-	-	-	-
Suharekë	145	24	8	90	-	1	30
Ferizaj	310	57	18	185	-	5	45
Viti	134	27	2	86	-	-	19
Vushtrri	203	32	7	134	1	3	26
Zubin Potok	-	-	-	-	-	-	-
Zveçan	-	-	-	-	-	-	-
Malishevë	121	22	2	78	-	-	19
Junik	23	4	2	14	-	-	3
Mamushë	17	4	1	10	-	-	2
Graçanicë	-	-	-	-	-	-	-
Hani i Elezit	32	7	1	21	-	-	3
Ranillug	17	3	2	10	-	-	2
Partesh	11	4	1	5	-	-	1
Kllokot	12	4	1	6	-	-	1
Northern Mitrovica	-	-	-	-	-	-	-
Total	5.467	1.068	290	3.180	2	59	868

There are 5,467 health workers in the Family Medicine Centers in Kosovo. Most of them are employed in the municipality of Prishtina with 752 employees, the least are in the municipality of Partesh with only 11 health workers.

Tab. 5. Visits to Family Medicine Centres

FMC	Family medicine	Pediatrics	Labor Medicine	Urology	Gynecology	Interventions, service	Laboratory	Radiological services	Other dental services
Deçan	33.215	14.856	-	-	2.869	72.302	45.890	-	9.803
Dragashi	50.374	3.788	-	-	1195	133.159	5634	1467	5.566
Glllogovc	75.088	18.903	2.730	-	5.399	200.752	-	3057	4.938
Ferizaji	254.280	-	-	-	-	390.379	-	5143	40.028
Fushë Kosovë	68.609	14.307	-	-	3.751	137.218	10.787	-	9.472
Gjakova	128.563	8.398	-	-	-	257.126	10.023	-	28.293
Gjilani	181.537	6.926	-	-	-	332.606	26.297	-	26.722
Hani I Elezit	28.013	2.604	-	-	-	56.026	2.495	609	-
Istogu	39.377	5.019	-	-	-	194.741	26306	8519	5.212
Juniku	14.130	-	-	-	-	14.940	1.208	-	2.137
Kaçaniku	49.001	-	-	-	-	9.866	7.826	2787	2.165
Kamenica	4037	791	-	-	194	12462	-	-	368
Klina	60.505	28.419	-	-	3.253	76.323	-	-	2.767
Lipjani	166.503	13.929	-	-	5.563	333.006	23.797	-	-
Malisheva	66.924	15.469	-	-	8.381	133.848	18.054	-	-
Mamusha	3535	-	-	-	-	7070	472	-	274
Mitrovica	166.875	-	-	-	-	801.513	27526	-	27.659
Novoberda	4.206	-	-	-	-	8.412	617	-	490
Obiliqi	10.875	3.230	-	-	410	7.494	1.484	598	1.275
Peja	134261	49031	3908	-	2689	268522	13.854	2203	29698
Podujeva	672.029	94.255	-	-	1.237.314	133.383	421344	38.769	41938
Prishtina ¹⁾	604.397	135.167	-	-	27.304	1208794	80.984	-	83218
Prizreni	324578	8118	-	-	3611	171884	41.603	5804	30135
Rahoveci	157.752	31.416	-	5.410	4.885	129.656	4179	-	12.567
Shtime	47.598	-	-	-	-	230.449	-	1828	2.444
Skenderaj	82.841	25.156	-	-	4.841	165.682	44596	-	-
Suhareka	60.425	7.797	-	-	2376	120.850	11.088	-	7.874
Viti	63254	-	-	-	1475	126508	13.628	-	-
Vushtrri	135519	-	-	-	-	271038	15983	6018	9612
Total	3.688.301	487.579	6.638	5.410	1.315.510	6.006.009	855.675	76.802	384.655

1) According to the National Institute of Public Health of Kosovo, Prishtina did not send all the data and those that are given are partial data.

Tab. 6. Total number of visits to family medicine, specialist visits and other services

Visits and services	Total	Percentage (%)
Visits to FMC	3.688.571	19,66
Other specialist visits	7.673.601	40,90
Services (intervention, inhalation)	6.265.155	33,39
Laboratory services	647.811	3,45
Dental services	433.211	2,31
Radiological services	54.888	0,29
Total	18.763.237	100

The total number of visits in the Family Medicine Centres was 18,763,237 visits.

GENERAL HOSPITALS

Tab. 7. Total number of employees in general hospitals

Hospitals	Total number of employees	Doctors			Total	Nurses			Total	Health associates and other			Total
		General practicee	In specialization	Specialist		Upper	Midd	Lower		Psychologist	Social worker	Other	
Ferizaj	331	8	13	38	59	53	125	42	220	12	17	23	52
Gjakovë	459	9	21	47	77	39	234	42	315	18	17	32	67
Gjilan	531	5	21	118	144	39	235	53	327	16	17	27	60
Mitrovicë	431	6	19	41	66	48	220	36	304	12	16	33	61
Pejë	513	5	18	99	122	45	228	58	331	17	14	29	60
Prizren	579	9	18	137	164	45	258	33	336	19	19	41	79
Vushtrri	328	4	24	23	51	42	147	32	221	18	17	21	56
Total	3.172	46	134	503	683	311	1.447	296	2.054	112	117	206	435

Number of employees in general hospitals was 3,172. The largest number of employees was in general hospital of Prizren with a total of 579.

Tab. 8. Activity of general hospitals

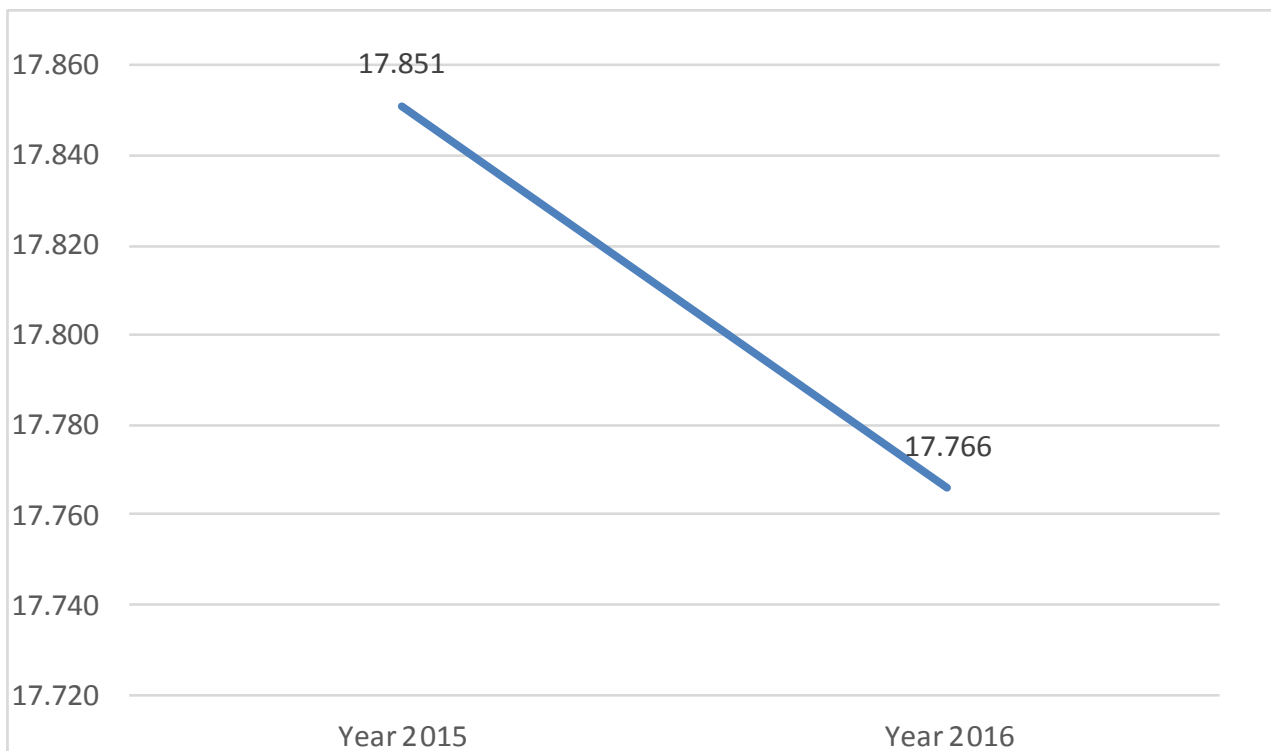
	Beds	Hospitalization days	Number of hospitalized	Operated	Laboratory services	Other services / diagnostic	Capacity utilization
Vushtrri	57	7.855	1.931	716	14.277	7.929	37,76%
Gjakovë	426	77.973	16.729	2.364	116.650	37.787	50,15%
Mitrovicë	158	33.348	9.656	2.401	90.535	65.443	57,83%
Ferizaj	79	14.323	3.769	1.429	64.020	38.915	49,67%
Gjilan	379	64.552	12.821	1.999	169.941	75.297	46,66%
Prizren	509	108.323	24.078	5.649	613.709	260.155	58,31%
Pejë	389	82.289	16.264	3.208	353.001	109.537	57,96%
Total	1.997	388.663	85.248	17.766	1.422.133	595.063	53,32%

The table shows that there are 388663 days of recovery (hospitalization days) in general hospitals for 85 248 patients in general hospitals. Of these patients, 17 766 patients were operated in all hospitals in Kosovo. With total laboratory services (or parameters) or 50% of total medical services. Other diagnostic services were 595063 or 23%. In laboratory services, the number of patient analyzes is shown, ie the number does not represent the total of patients, the total number of patients who received laboratory services was 1422133.

Tab. 9. Number of operated patients in general hospitals in the years 2015/2016

Year	
2015	2016
17.815	17.766

Graph. 4. Number of operated patients in general hospitals in the years 2015/2016



Tab. 10. Comparison of activities to general hospitals in the past two years

Hospitals	Beds	Hospitalization days	Number of hospitalized	Operated	Laboratory services	Other services / diagnostic	Capacity utilization
2015	2004	384.413	86.206	17.851	1.322.543	598.924	52.55%
Difference	7	2.120	-7.393	-2.670	-498.093	193.980	-

The table shows that there are a total of 388663 days of recovery (hospitalization days) in General Hospitals with 85248 patients in the General Hospitals. Of these patients, 17 766 patients were operated in all hospitals in Kosovo. A total of 816306 outpatient visits or 25% of services, and 1414101 laboratory services (or parameters) or 44% of total medical services. Other specific and diagnostic services were 595063 or 18%. 12% of the services are days of healing for a patient (hospitalization days) in general hospitals of UCHSK. In laboratory services, the number of patient analyzes is shown, ie the number does not represent the total of patients, the total number of patients who received laboratory services was 137961.

PRECLINICAL INSTITUTES

Tab. 11. Preclinical institutes

Pathological anatomy	Number of cases
Biopsy	10.334
Cytology	612
Pap test	5395
Intra-operational	61
HC	6
IHC	3.427
Autopsy	19847
Total services	39.682

Pathological physiology	Number of cases
Control	1.611
Spirometry	1.611
Inhalations	34
Saturation	1.216
Total services	4.472

Physiology	Number of cases
Alergology visit	2.226
Allergic tests	1.281
Vaccine	366

Tab. 12. Morgue and the Institute of Forensic Psychiatry

Morgue	Number of cases
Receipts	541
Releases	481
Residue	46
Amputation	53
Total	1121

Institute of Forensic Psychiatry	Number of cases
Departments	3
Hospitalization days	7.633
Number of beds	36
Number of hospitalized	335
Outpatient visits	337
Dignostic visits	633

Tab. 13. Outpatient visits in the University Clinical Centre of Kosovo

Clinics	Number of visits
Gynecology and Obstetrics Clinic	19.934
Dermato-venerology Clinic	17.386
Abdominal surgery	4.067
Maxillofacial Surgery Clinic	8.828
Orthopedics and Traumatology Clinic	14.250
Thoracic Surgery Clinic	8.599
Gastroenterology Clinic	6.821
Hematology Clinic	3.644
Neonatology Clinic	3.218
Infectious Disease Clinic	22.316
Ophthalmology Clinic	37.959
Nephrology Clinic	2.834
Orthopedic Service	1.915
Pulmonology Clinic	10.235
Cardiology Clinic	17.059
Pediatric Clinic	57.182
Endocrinology Clinic	7.516
Anesthesiology and Intensive Care Clinic	19.420
ENT Clinic	23.515
Neurology Clinic	12.470
Medical Biochemistry Clinic	
Nuclear Medicine Service	449
Emergency Clinical Service	47.997
Physiatrist Clinic	7.600
Plastic Surgery Clinic	
Neurosurgery Clinic	5.159
Urology Clinic	6.470
Oncology Clinic	30068
Cardio-Surgery Clinic	200
Psychiatric Clinic	12.644
Radiology Clinic	
Rheumatology Clinic	5.010
Children Surgery Clinic	5.345
Vascular Surgery Clinic	7.787
Total	427.897

Tab. 14. Outpatient visits to general hospitals in Kosovo

General hospitals	Visits
Vushtrri	33.236
Gjakovë	92.019
Mitrovicë	142.798
Ferizaj	18.611
Gjilan	191.584
Prizren	132.428
Pejë	205.630
Total	816.306

UCC CLINICS

Tab. 15. Employees at clinics of University Clinical Centre according to occupation

Clinics	Total	Doctors			Nurses			Not medical
		In specialisation	Specialists	Total	Midd	Lower	Other	
Gynecology and Obstetrics Clinic	36	-	36	168	130	29	9	41
Dermato-venerology Clinic	20	-	20	61	58	-	3	22
Abdominal surgery	11	-	11	46	40	4	2	11
Maxillofacial Surgery Clinic	11	-	11	42	33	4	5	11
Orthopedics and Traumatology Clinic	13	-	13	53	44	5	4	25
Thoracic Surgery Clinic	15	-	15	46	40	4	2	22
Gastroenterology Clinic	16	-	16	37	35	-	2	19
Hematology Clinic	18	-	18	44	41	-	3	11
Neonatology Clinic	23	-	23	97	94	-	3	21
Infectious Disease Clinic	12	-	12	41	37	-	4	10
Ophthalmology Clinic	23	-	23	65	59	-	6	21
Nephrology Clinic	18	-	18	39	36	-	3	18
Orthopedic Service	11	-	11	46	42	-	4	9
Pulmonology Clinic	10	-	10	54	47	2	5	13
Cardiology Clinic	36	-	36	51	40	8	3	20
Pediatric Clinic	45	-	45	105	70	29	6	30
Endocrinology Clinic	12	-	12	48	30	14	4	8
Intensive Care Clinic	48	-	48	170	120	45	5	28
ENT Clinic	24	-	24	41	39	-	2	20
Neurology Clinic	12	-	12	42	33	5	4	10
Medical Biochemistry Clinic	17	-	17	31	29	-	2	9
Nuclear Medicine Service	16	-	16	33	30	-	3	7
Emergency Clinical Service	14	-	14	34	21	8	5	15
Physiatrist Clinic	12	-	12	40	38	-	2	10
Plastic Surgery Clinic	14	-	14	38	36	-	2	10
Neurosurgery Clinic	16	-	16	42	39	-	3	12
Urology Clinic	14	-	14	43	39	-	4	13
Oncology Clinic	17	-	17	67	59	3	5	19
Cardio-Surgery Clinic	12	-	12	61	54	-	7	11
Psychiatric Clinic	18	-	18	42	15	20	7	12
Radiology Clinic	14	-	14	27	13	10	4	18
Rheumatology Clinic	14	-	14	37	15	20	2	9
Children Surgery Clinic	19	-	19	32	26	-	6	10
Vascular Surgery Clinic	14	-	14	32	29	-	3	15
Total	625	-	625	1.855	1.511	210	134	540

Tab. 16. Basic indicators of hospitalization in UCC

Clinics	Beds	Hospitalisation days	Number of hospitalized	Number of operated	Diagnostic visits	Special services	Capacity utilization
Gynecology and Obstetrics Clinic	399	87.865	17.922	4.262	87.672	52.621	60,33
Derma-venorology Clinic	36	8.587	864	21	10.806	4.688	65,35
Abdominal surgery	68	18.336	2.914	2.171	2.030	6.579	73,87
Maxillofacial Surgery Clinic	32	6.564	745	1.123	5.080	4.184	56,19
Orthopedics and Traumatology Clinic	103	19.686	1.941	2.017	5.694	7.219	52,36
Thoracic Surgery Clinic	26	5.934	859	634	687	1.414	63
Gastroenterology Clinic	33	10.219	901	-	2.877	3.260	84,84
Hematology Clinic	31	7.544	585	-	1.778	3.270	66,67
Neonatology Clinic	180	39.646	11.021	38	4.264	8.840	60,34
Infectious Disease Clinic	126	34.414	3.267	-	3.050	2.880	74,82
Ophthalmology Clinic	54	12.872	2.293	2.252	1.239	5.772	65,3
Surgery Nephrology	91	6.347	566	-	2.463	38.754	19,1
Audiometric Service	-	-	-	-	-	2.470	-
Pulmonology Clinic	68	23.199	1.233	-	12.657	-	93,46
Cardiology Clinic	56	18.599	4.358	-	25.966	5.344	90,99
Pediatric Clinic	151	48.128	6.618	-	20.599	4.460	87,32
Endocrinology Clinic	38	11.055	788	-	29.120	2.421	79,7
Anesthesiology and Intensive Care Clinic	41	12.442	4.778	-	1.841	17.450	83,14
ENT Clinic	73	30.458	2.802	2.023	228	5.967	114,31
Neurology Clinic	68	20.558	2.158	-	8.301	-	82,82
Medical Biochemistry Clinic	-	-	-	-	-	-	-
Nuclear Medicine Service	-	-	-	-	2.312	-	-
Emergency Clinical Service	23	-	-	2.249	-	-	-
Physiatrist Clinic	24	3.901	192	-	3.088	205.184	76,34
Plastic Surgery Clinic	24	4.751	823	846	-	-	54,23
Neurosurgery Clinic	22	6.576	958	522	1.329	2.367	81,89
Urology Clinic	24	6.619	1.199	1.091	2.085	1.029	75,55
Oncology Clinic	44	-	-	-	-	112.440	-
Cardio Clinic	24	2.627	127	27	-	-	51,4
Psychiatric Clinic	77	14.864	753	-	2.491	5.229	52,88
Radiology Clinic	-	-	-	-	-	216.429	-
Rheumatology Clinic	26	6.941	774	-	1.720	433	73,14
Children Surgery Clinic	37	5.260	1.786	1.432	38	2.556	38,94
Vascular Surgery Clinic	24	7.300	1.168	963	960	8.592	83,33
Total	2.023	481.292	74.393	21.671	240.375	731.852	65,18

Tab. 17. Total number of UCC services during 2014-2015

Total services at UCCK Clinics						
Comparison	Hospitalization days	Number of operated	Outpatient visits	Laboratory services	Other special services (diagnostic)	Total services at UCC
2016	481292	22610	428234	1146209	1002173	3088151
2015	492853	21671	371101	1054397	851321	2791343
Difference	-3928	939	57133	91812	150852	296808
Difference in percentage (%)	0,8	4,33	15,4	8,71	17,72	10,63

During 2016, 481292 days of treatment (hospitalization days) were performed at the University Clinical Center, with 74 728 outpatient patients, out of these 22610 patients were operated. During this period were performed for patients and 1 002 173 were special and diagnostic services, while laboratory services (parameters) were performed to 1 146 209 for 293 731 patients.

Tab. 18. University Dental Clinic Centre of Kosovo

Activities	Visits
Follow-up	58.891
Services offered	188.155
Activities outside Pristina	91.355
Patients in clinics	17.935
Patients outside Pristina	91.355

In total, UHCSK has conducted 58891 first and follow-up services, or 16% of total participation in the services provided during the period of 2016. Were conducted 188 155 services, or in percentage 53% of total services. Services for patients outside Prishtina were 91355, or 26%.

Tab. 19. Number of patients according to services used in radiology

Radiology	
Type of service	Number of cases
Patients served with radiography	241.022
Patients served with ultrasound	59.197
Patients served with tomography (CT)	32.194
Angiography	184
Mammography	20.212
Patients served with magnetic resonance	6.204
Total	359.013

Tab. 20. Number of radiological services provided in Kosovo hospitals

Radiology services provided in all hospitals in Kosovo							
Institutions	Ct	MRI	Ultrasound	Radiography	Angiography	Mammography	Mobile mammography
Hospital Vushtrri	386	-	436	740	-	233	-
Hospital Gjakovë	1720	-	11209	10362	-	-	-
Hospital Mitrovicë	946	-	1375	2256	-	64	-
Hospital Ferizaj	-	-	4739	4308	-	-	-
Hospital Gjilan	1790	-	3458	11168	-	-	-
Hospital Prizren	3700	-	7340	34273	-	63	-
Hospital Pejë	3938	-	11853	24540	-	-	-
CUC	19714	6204	18775	151698	184	19852	-
NCLM	-	-	12	1677	-	-	-
Total	32194	6204	59197	241022	184	20212	

Tab. 21. Number of visits to the Department of Cardiology and Nephrology

Name	Number of visits
Echocardiography	5.530
Ergometer	1.640
Coronarography	727
Stents	249
Permanent pacemaker	75
ICD	32
EKG	17.450
Transesophageal	167
CRT	1
Coronary artery dilatation	95

The Cardiology Clinic, during 2016, has realized a total of 1640 ergometers, 5530 echocardiographs, 167 transesophageal echocardiogram, 727 coronagraphs, 249 stents, 75 permanent pacemakers, 32 ICDs, 17,450 ECGs.

Tab. 22. Comparison in the Department of Cardiology and Nephrology

Comparison	Cardiology compatibility									
	Ergometer	Echocardiography	Coronarography	Stents	Permanent pacemaker	ICD	EKG	Transesophageal	CRT	Coronary artery dilatation
2015	1717	5984	1176	462	85	20	17075	159	5	106
2016	1640	5530	727	249	75	32	17450	167	1	95
Difference	77	449	176	213	10	-12	-375	0	4	11

The Cardiology Clinic, during 2016, has realized a total of 1640 ergometers, 5530 echocardiographs, 167 transesophageal echocardiogram, 727 coronagraphs, 249 stents, 75 permanent pacemakers, 32 ICDs, 17 450 ECGs.

Cardiology Clinic Services at UCCK have dropped almost in all services. We have decreased by 38.18% or 449 for coronagraphs services compared to 2015. We have also decreased in Stent services by 213 or 46.10% less compared to 2015.

Tab. 23. Services from the Professional Mental Health Centers

Services from the Professional Mental Health Centers	Number
Number of patients	61.865
Home visits	8.458
Daily care	22.872
Specialist psychiatric visits	30.535
Occupational therapy, sport, entertainment, etc.	47.453

PMHC has implemented the unique work plan and has realized 30535 specialist psychiatric visits, 47453 occupational therapies, entertainment, art, etc. There were 28,872 daily visits, and 8,458 home visits.

Tab. 24. Number of new cases of patients with malignant and benign diseases

Groups of diagnoses	Total	Female	Male
Malignant tumors of the lips, the oral cavity and larynx	53	19	34
Malignant tumors of the digestive organs	363	155	208
Malignant tumors of respiratory and intra-thoracic organs	316	45	271
Malignant tumors of the bone and joints	11	4	7
Melanoma and other malignant neoplasms of skin	614	216	398
Malignant tumors of soft tissues	13	3	10
Malignant breast neoplasm	380	370	10
Malignant tumors of the genital organs	225	225	0
Malignant tumors of male genital organs	132		132
Malignant tumors of the urinary tract	160	38	122
Malignant tumors of the eye, brain and other parts of central nervous system	70	34	36
Malignant tumors of the thyroid and other endocrine glands	19	13	6
Malignant tumors of non-specified parts	25	7	18
Primary malignant tumors of lymphoid tissue, hematopoietic and related tissue	84	40	44
Malignant primary tumors with different primary localization	0		
Neoplasms in situ	1		1
Benign tumors	5	2	3
Unspecified and non-recognized neoplasms	6	1	5
Non-codified	37	16	21
Total	2.514	1.188	1.326

Tab. 25. Number of malignant and benign diseases according to age group

Age group	Total	Female	Male
0-4	19	7	12
5-9	13	7	6
10-14	12	3	9
15-19	16	6	10
20-24	19	1	18
25-29	27	19	8
30-34	48	31	17
35-39	67	49	18
40-44	118	91	27
45-49	182	125	57
50-54	227	129	98
55-59	313	162	151
60-64	353	162	191
65-69	309	114	195
70-74	350	125	225
75-79	226	82	144
80+	171	56	115
Unknown	44	19	25
Total	2514	1.188	1.326

Tab. 26 Number of cases treated with malignant and benign diseases according to diagnosis groups

Groups of malignant diagnoses	Female	Male	Total
Malignant tumors of the lips, oral cavity and larynx	21	52	73
Malignant tumors of the digestive organs	157	219	376
Malignant tumors of respiratory and intra-thoracic organs	69	250	319
Malignant tumors of the bone and joints	1	5	6
Melanoma and other malignant neoplasms of skin	156	308	464
Malignant tumors of soft tissues	3	11	14
Malignant breast neoplasm	427	12	439
Malignant tumors of the female and male genital organs	222	126	348
Malignant tumors of the urinary tract	32	111	143
Malignant tumors of the eye, brain and other parts of central nervous system	64	61	125
Malignant tumors of the thyroid and other endocrine glands	12	9	21
Malignant tumors of non-specified parts	1	4	5
Primary malignant tumors of lymphoid tissue, hematopoietic and related tissue	11	11	22
Malignant tumors with different localization	-	-	-
Neoplasms in situ	2	1	3
Benign tumors	5	2	7
Neoplasm with unspecified and unknown features	2		2
Non-codified	53	49	102
Total	1.238	1.231	2.469

Tab. 27. Cases of malignant diseases in the municipalities in Kosovo

Municipality	Number of persons
Deçan	40
Dragash	27
Glllogovc	56
Fushë Kosovë	48
Ferizaj	128
Gjakovë	135
Gjilan	100
H, Elezit	10
Istog	43
Junik	7
Kaqanik	35
Kamenicë	37
Klinë	54
Lipjanë	62
Malishevë	48
Mitrovicë	105
Novo Berdë	3
Obiliq	20
Pejë	141
Podujevë	150
Prishtinë	354
Prizren	151
Rahovec	41
Shtime	13
Skenderaj	62
Suharek	83
Viti	27
Vushtrri	83
Outside Kosovo	6
Unknown	445
Total	2.514

Tab. 28. Reported cases of malignant diseases

Visits and services	Total	Percentage (%)
Family Medicine Centers	432	17,4
Regional hospitals	234	8.1
UCC institutes	1.339	54.1
Private hospitals	509	20,4
Total	2.514	100

Tab. 29. Number of persons treated with malignant diseases in 2012-2016

Groups of malignant diagnoses	2012	2013	2014	2015	2016
Malignant tumors of the lips, mouth cavity and larynx	38	15	72	73	53
Malignant tumors of the digestive organs	197	177	398	376	363
Malignant tumors of respiratory and intra-thoracic organs	212	173	421	319	316
Malignant tumors of the bone and joints	3	3	15	6	11
Melanoma and other malignant neoplasms of skin	383	282	670	464	614
Malignant tumors of soft tissues mesothelial	4	7	22	14	13
Malignant breast neoplasm	207	224	443	439	380
Malignant tumors of the female genital organs	73	103	225	222	225
Malignant tumors of the male genital organs	48	50	149	126	132
Malignant tumors of the urinary tract	88	59	189	143	160
Malignant tumors of the eye, brain and other parts of central nervous system	43	93	143	125	70
Malignant tumors of the thyroid and other endocrine glands	29	15	42	21	19
Malignant tumors of non-specified parts	5	-	19	5	25
Primary malignant tumors of lymphoid tissue, hematopoietic and related tissue	39	105	93	22	84
Malignant tumors with different primary localizations (C97-C97)					
Neoplasms in situ	-	3	3	3	1
Benign tumors	14	7	14	7	5
Neoplasms non-specific and non-recognized	6	7	21	2	6
Non-codified	199	160	50	102	37
Total	1.588	1.483	2.989	2469	2514

Tab. 30. Total medical services at UCHSK during 2016

Health institutions	Total services of UHCSK					
	Hospitalisation days	Number of hospitalized	Number of operated	Ambulant visits	Laboratory services	Special diagnostic services
UCC	488925	74728	22610	1146209	1002173	10047
General hospitals	388663	85248	17766	1414101	595063	13214
Mental health	-	-	-		47453	-
Labor medicine	-	-	-	119774	45835	-
UDCC	-	-	-		297445	-
NSMC	-	-	-			-
Tele-medicine	-	-	-		11046	-
Total	877588	159976	40376	2680084	1999015	23261

In UCHSK, in 2016, there were 7,011,080 services, 877 588 of services were hospitalization days at Kosovo level with 159 976 outpatient patients. 40 376 operations were conducted at the UCHSK level. While laboratory services (parameters) are 2 680 084 for 440 249 patients.

Tab. 31. Laboratory services in Kosovo hospitals

Name of institution	Laboratory services	
	Number of patients	Tests conducted
Hospital Vushtrri	2029	14277
Hospital Gjakovë	23330	116650
Hospital Mitrovicë	12085	90535
Hospital Ferizaj	16309	64020
Hospital Gjilan	24277	169941
Hospital Prizren	42817	613709
Hospital Pejë	17114	344969
CUU	293731	1146209
Labor medicine Gjakovë	8557	119774
Total	440249	2680084

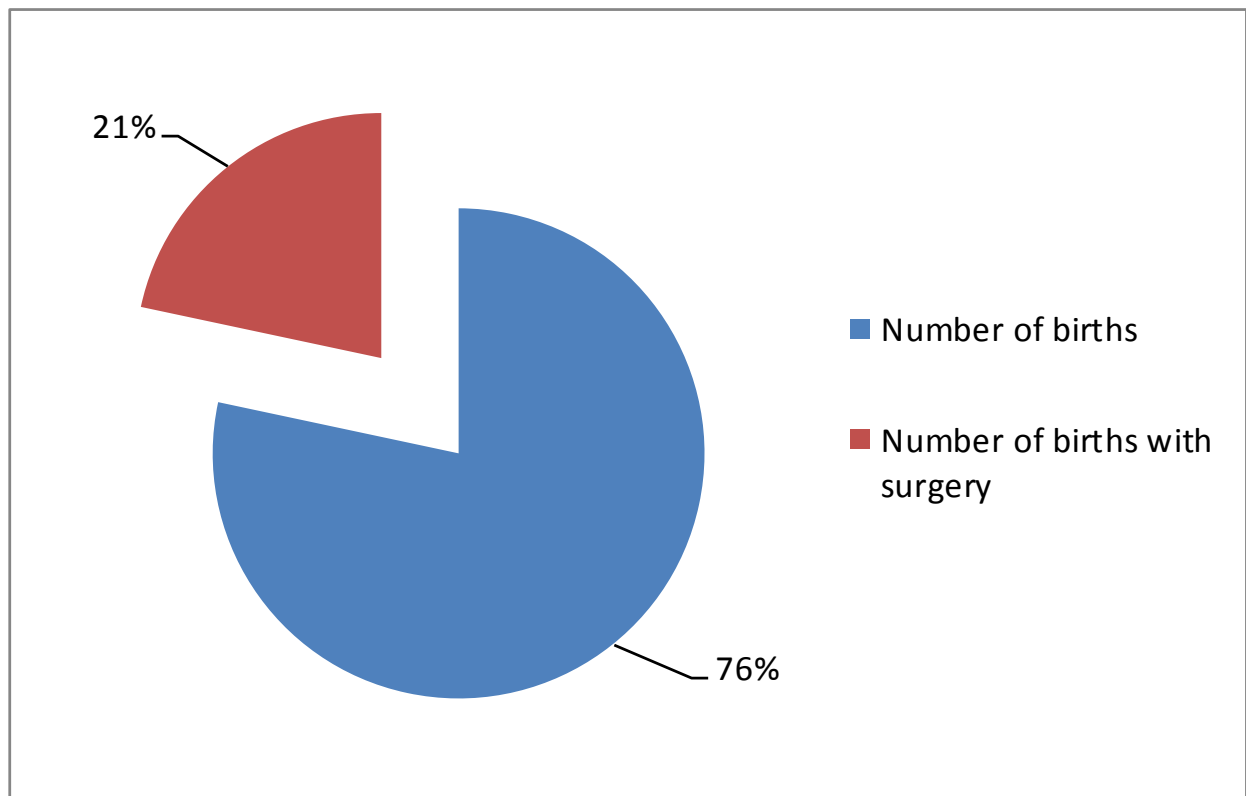
Tab. 32. Number of dialysis performed at UCCK and Kosovo general hospitals

Hospital	Number of dialysis 2015	Number of dialysis 2016
Hospital Vushtrri	-	-
Hospital Gjakovë	9682	10669
Hospital Mitrovicë	10840	10905
Hospital Ferizaj	7735	8551
Hospital Gjilan	7349	8331
Hospital Prizren	26426	28056
Hospital Pejë	12749	14090
UCC	34224	37404

Tab. 33. Number of births in public hospitals in Kosovo

Name of institution	Number of births	Number of births with surgery	Number of children born
Hospital Vushtrri	205	58	204
Hospital Gjakovë	2116	632	2135
Hospital Mitrovicë	1607	363	1616
Hospital Ferizaj	1644	205	1646
Hospital Gjilan	1852	381	1926
Hospital Prizren	3619	984	3660
Hospital Pejë	2171	677	2183
UCC	10047	3381	10222
Total	23261	6681	23592

Graph. 5. Births in Kosovo public hospitals expressed in percentage



Tab. 34. Number of patients with TB in Kosovo 2016

Hospital	Number
Prishtina	288
Prizren	122
Mitrovica	58
Peja	94
Gjakova	35
Ferizaj	82
Gjilan	78
Total	757

The number of patients with TB in Kosovo is unfortunately still very high. The number of 757 patients treated in Kosovo hospitals shows that despite the efforts, it still continues to keep this number from falling. Prishtina with 288 persons continues to be the center that most often treats patients affected by TB.

Tab. 35. Cases of contagious diseases in Kosovo according to municipality

Municipality	ITPR & ARI	SARI	Seasonal influenza					Acute diarrheea	Varicella	Total
			ILI	A H1N1	A H3N2	A (undefined)	Influenza B			
Deçan	111	1	2461	3	-	-	-	1117	47	3740
Dragash	112	18	729		-	-	-	1447	41	2347
Ferizaj	725	11	4121	1	-	2	3	4415	423	9701
Fushë Kosovë	345	1	1671	2	1	-	6	1497	222	3745
Gjakovë	556	14	2251	-	3	-	-	3384	292	6500
Gjilani	1049	4	2390	1	-	-	-	3451	338	7233
Drenas	69	3	3417	4	3	1	6	2283	219	6005
Istog	166	1	3211	-	-	1	-	2244	319	5942
Kaçanik	268	5	2300	-	-	1	-	947	195	3716
Hani i elezit	-	-	-	-	-	-	-	2	-	2
Kamenicë	200	-	2943	-	-	-	-	2029	303	5475
Klinë	145	2	604	-	-	1	2	1774	300	2828
Lipjan	334	4	2477	1	-	-	7	3095	278	6196
Malishevë	172	8	2779	1	1	1	5	2482	271	5720
Mitrovicë	469	1	1640	-	-	1	-	6135	445	8691
Novo Bërda	3	-	105	-	-	-	-	126	4	238
Obiliq	532	4	981	-	1	3	3	1656	128	3308
Pejë	412	2	4197	-	-	1	-	3443	316	8371
Junik	2		449		-		-	851	12	1314
Podujevë	728	3	7610	6	-	-	6	3089	540	11982
Prishtinë	4522	41	21047	39	33	24	97	16405	1727	43935
Prizren	1294	85	7235	3	7	6	15	4965	638	14248
Rahovec	802	2	2727	-	-	3	2	1742	178	5456
Shtime	196	3	927	-	-	-	-	367	62	1555
Skenderaj	30	-	1945	-	1	2	1	1470	160	3609
Suharekë	248	2	2779	-	-	3	-	1345	153	4530
Mamushë	10		171		-		-	26	7	214
Viti	17	1	844	-	-	-	-	2786	180	3828
Shtërpce	-	-	1	-	-	-	-	-	2	3
Vushtrri	379	1	685	1	2	1	1	1812	275	3157
Graçanicë	1	-	-	1	-	-	-	1	-	3
Leposaviq	-	-	-	-	-	-	-	-	-	-
Zubin Potok	-	-	-	-	-	-	-	-	-	-
Total	13897	217	84697	63	52	51	154	76386	8075	183592

Tab. 36. Sexually Transmitted Diseases in Kosovo

Diagnosis	Number of cases
Ano-genital Condylomatosis	544
Candida	564
Gardnerella	173
Neisseria gonorrhoea	22
Trichomonas vaginalis	-
Ureaplasma urealyticum	17
Chlamydia trachomatis	2
Urethritis gonococcal	-
Genital herpes	15
Molluscum contagiosum	42
Balanitis	25
Total	1404

Tab. 37. HIV / AIDS progress in Kosovo during 2016

HIV/AIDS during 1986 - 2015		
AIDS	HIV	Total
69	42	111

So far (from 1986 to 2016) a total of 111 cases of HIV and AIDS have been recorded with 46 deaths. Of these cases, 69 are with AIDS and 42 with HIV.

During the year 2016, 11 cases were reported, 6 cases with AIDS, 5 cases with HIV and 3 cases have died as a result of AIDS. Of the 11 cases, three cases belong to the MSM community, three cases are with uncharted transmission and 5 cases are heterosexual transmissions. All 11 cases belong to the male gender including 3 exitus.

Tab. 38. The rate of inclusion with regular vaccines in Kosovo in 2016

Anti genes	Inclusion %
BCG / Hepatitis 0	98
IPV1	96
IPV2	95
IPV3	93
DPT1/HIB1/HepB1	96
DPT2/HIB2/HepB2	95
DPT3/HIB3/HepB3	93
MMR	92
OPVr	92
DPTr	92
DT	93
OPVr	93
MMRr	93
Td	95
OPVr	95
Td	97

Characteristic of 2016 is: the degree of inclusion with vaccination at Kosovo level is satisfactory but has not reached 95% and is lower than last year. The difference between the municipalities on the degree of involvement is evident. By April 2016, it was necessary to remove all trivalent polios vaccines and be replaced with that two valency (from OPV to bOPV) which has also resulted in a lack of vaccine for several months. Also, the unsatisfactory level of involvement is also with the MMR which, with additional campaigns, reached 92%. There is also a decrease in the vaccination of school-age children.

RAE children are a high priority group where 885 partially vaccinated or completely unvaccinated children have been vaccinated.

Vaccinations according to epidemiological indications have been made with these vaccines: Influenza for adults and children (75000 + 500 doses) and antirabic treatment (13 persons). Unfortunately the vaccine Pneumovax 23 valentine the Ministry of Health could not provide. In the database there are 800 cases who have indications for the pneumococcal vaccine.

Tab. 39. Cases of deaths from contagious diseases

Diagnosis	Deaths
Purulent meningoenkephalitis	1
TBC meningoenkephalitis	-
Ac meningoenkephalitis.	4
Meningitis acuta	1
Fulminant Hepatitis	2
WNV	-
Influenza A: H1N1 and H3	6
Influenza A unspecified	1
Influenza B	1
Gastroenterocolitis ac.	3
Bronchopneumonia (me dg.perc.)	3
Infiltration Pulmo / SARI (dg. Redirects)	20
Tetanosus	1
EHSV	1
TBC pulmonum	1
AIDS	3
Sepsis (dg. Redirects)	16
Total	64

The number of reported cases of contagious deaths in total is 63. Of these cases, the highest fatal outcome is from: Pulmonary Infiltrates 20 cases (all with follow-up), Sepsa (16), Meningoenkephalitis ac. (4) and purulent (1), acute Meningitis (1) as well as Influenza A (7 cases).

HEALTH BUDGET

Tab. 40. Budget execution in UCHSK, 2014 - 2016

Expenditures	Budget 2014	Budget 2015	Budget 2016
Wages and salaries	40.101.735,00	50.753.536,00	51.752.527,00
Goods and Services	11.602.714,00	10.675.996,00	10.793.255,00
Utilities	3.695.644,00	3.591.416,00	3,391,416,00
Capital budget	9.785.000,00	6.425.000,00	3.709.740,00
Medicines and consumable materials	15.482.557,90	15.300.387,00	14.997.900,00
Total	80.667.650,90	86.746.335,00	81.253.422,00

The Table above shows that the budget category of Wages and Salaries has the largest percentage of budget utilization divided over the years. In 2014 it was 50%, in 2015 we have a budget increase in the category of wages by 9%, while in 2016 this category had 61% of the budget.

Tab. 41. The budget of the Ministry of Health (from the central level)

Budget of the Ministry of Health with departments	Amount
Total by economic categories	45.833.487,69
Wages and salaries	7.848.907,65
Goods and Services	24.118.996,91
Municipal utilities	192.653,01
Non-financial assets	3.823.768,65
Subsidies and transfers	9.849.161,47
Financing from borrowing	4.198.720,74
Wages and Salaries	-
Goods and Services	323.753,27
Non-financial assets	3.874.967,47
Own source revenue	-
Other grants	-
Total MoH according to source funds	50.032.208,43

Tab. 42. The Central Pharmacy

Medicine	Amount
Medicines from Essential List	70,00%
Material from Essential List	60,00%
Cytostatics from Essential List	70,00%

The Figure above shows the supply of medicinal products during 2016 in UCCK: the supply of medicines is 70% of the supply, the supply of medicinal material is 60% and the cytostatic drugs from EL by 70% supply to UCCK.

Tab. 43. The Central Pharmacy

Medicines	2015	2016
Medicines from Essential List	74.60%	70,00%
Material from Essential List	0,68	60,00%
Cytostatics from Essential List	0,92	70,00%

Tab. 44. Clinical pharmacies

Clinical pharmacy	Medicines from Essential List	Mterial from Essential List
Hospital Pejë	70%	71,2
Hospital Gjakovë	72,8	72,7
Hospital Ferizaj	84,2	78,5
Hospital Prizren	89,1	79,4
Hospital Vushtrri	75,4	75,3
Hospital Mitrovicë	75,4	74
Hospital Gjilanë	76,6	67,2

While in General Hospitals we have an average supply of Essential List by 77% and Medicinal Supplements by 74% of Essential List.

While the percentage of supply of medicines and expendable material for 2016 at the level of UCHSK was 91%.

Donations to UCHSK

As a result, the total reported value of donations to UCHSK is 16,426,828.00 Euro and 389,426.37 US Dollars and 102,975 Swiss Francs donations to equipment, consumables, medicines and renovation of premises.

In some cases the equipment is donated without a monetary value, which is difficult to calculate. The monetary value of the donations received at the Central Pharmacy of UCHSK during the period of 2016, therefore the medicaments and medicaments material donated amounted to 10 million euros.

Tab. 45. Licensed private hospitals

Nr.	Type of institution
1	General Hospital "AMERICAN HOSPITAL KOSOVO"
2	Special Hospital Gynecology, Infertility and Endocrinology "BAHCECI"
3	Daily hospital Maxillofacial Surgery "ARS MEDOCA"
4	Daily hospital for Ophthalmology "German Eye Clinic"
5	Special Hospital for Gynecology, Infertility and Endocrinology "DEUTSCHE FRAUENKLINIK"
6	Special hospital for surgery "KAVAJA HOSPITAL"
7	Daily hospital for Urology and Surgery "INTEGRATED MEDICAL MIND"
8	Daily hospital for Urology "MEDICAL CENTER"
9	Special General Rehabilitation Hospital "ONIX SPA L.L.C"
10	Special hospital for Surgery "ALOKA"
11	Special hospital for General Rehabilitation "Mother Naile"
12	Special hospital for Ophthalmology "Eye Laser Center Kubati"
13	Special hospital for Urology "VITA HOSPITAL"
14	Special Hospital for Gynecology, Infertility and Endocrinology "American Clinic" Sh.P.K
15	Special hospital for surgery "CLINIC EUROMED"
16	Special Hospital for Orthopedics "ROYAL MEDICAL"
17	Special Hospital for Cardiovascular Diseases "INTERMED"
18	Special hospital for Surgery "INTERNATIONAL HOSPITAL"
19	Special hospital for Ophthalmology "EYE HOSPITAL" Sh.P.K
20	Special Hospital for Gynecology, Infertility and Endocrinology "My Destiny"
21	General Hospital "MEDICINE INTERNATIONAL HOSPITAL"
22	Hospital for Orthopedics, Surgery & Gynecology "AKAT" SH.P.K
23	Special hospital Gynecology, Infertility and Endocrinology "LINDJA" (BIRTH)
24	Special hospital for gynecology and obstetrics "SIRONA"
25	General hospital "MILENIUM "
26	Special Hospital for Cardiovascular Diseases "International"

The number of licensed private hospitals in Kosovo is 26 hospitals.

Tab. 46. Activity of private hospitals

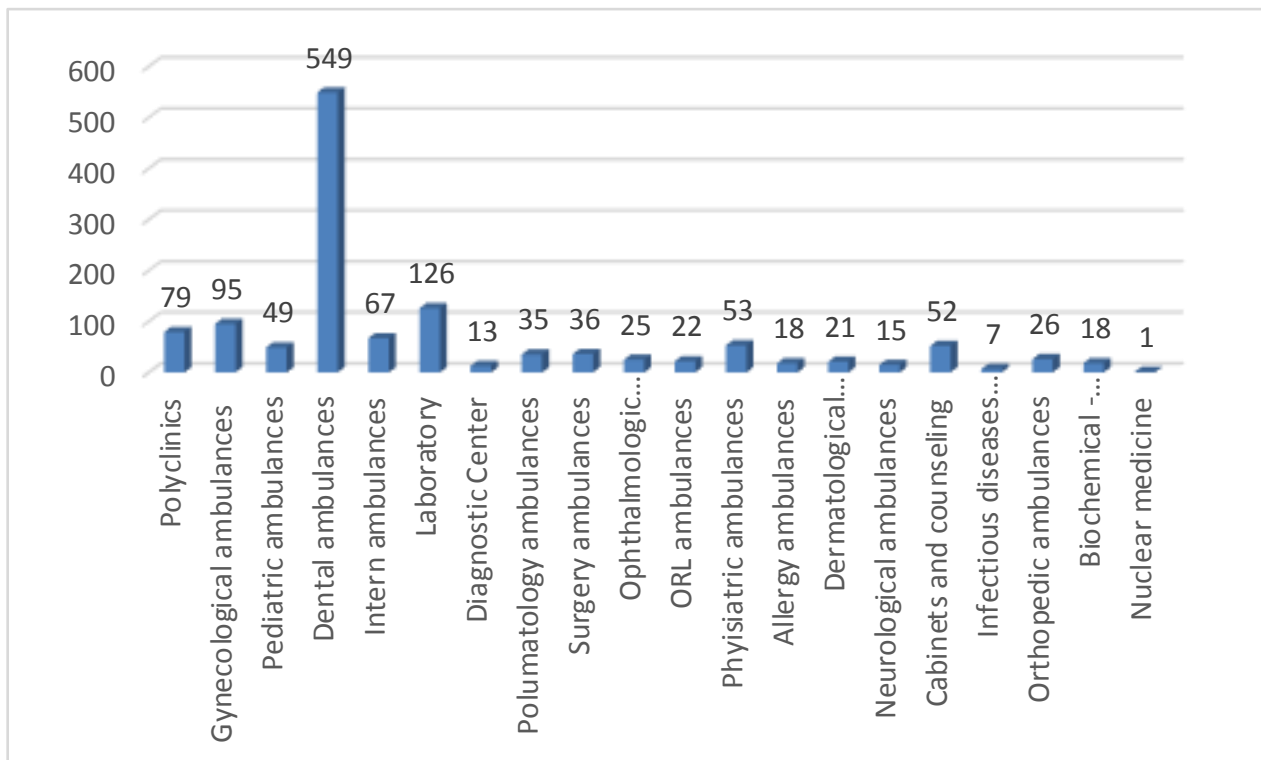
Type of hospital	Number of hospitals	Number of doctors specialists	Number of nurses	Number of beds
General hospitals	3	99	168	106
Outpatient hospitals	5	21	42	28
Special hospitals for ophthalmology	2	12	24	20
Special hospitals for cardiovascular disease	2	10	18	20
Special hospital for gynecology, infertility and endocrinology	6	50	104	66
Special general rehabilitation hospitals	2	18	28	50
Special hospitals for Urology	1	4	8	10
Special hospital for Orthopedics	2	19	32	24
Special hospitals for Surgery	3	26	52	38
Total	26	259	476	362

Tab. 47. Number of licensed polyclinics and ambulances in Kosovo

Health institutions	Total
Polyclinics	79
Gynecological ambulances	95
Pediatric ambulances	49
Dental ambulances	549
Intern ambulances	67
Laboratory	126
Diagnostic Center	13
Polumatology ambulances	35
Surgery ambulances	36
Ophthalmologic ambulances	25
ORL ambulances	22
Physiatriac ambulances	53
Allergy ambulances	18
Dermatological ambulances	21
Neurological ambulances	15
Cabinets and counseling	52
Infectious diseases ambulances	7
Orthopedic ambulances	26
Biochemical - haematological laboratory	18
Nuclear medicine	1
Total	1.307

The number of licensed private institutions has reached 1,307, of which 549 or 28.5% of licensed institutions are dental clinics.

Graph. 6. Licensed private health institutions



Tab. 48. Private health insurance in Kosovo

YEAR	Written gross premiums	
	Number of policies	Amount in EURO
Year 2013	120.103	8.807.943
Year 2014	105.319	8.613.668
Year 2015	128.950	13.378.121
Year 2016	77.266.114	80.888.832
Total	77.620.486	111.688.564

Cataloguing in Publication - (CIP)
National Library of Kosovo "Pjetër Bogdani"

61:311(496.51)"2016"(048)

Health Statistics 2016 / this publication was prepared by Naime Rexhepi, Luljeta Selimi, Ahmet Cakolli. – Pristina: Kosovo Agency of Statistics, 2017. - 66 f. : pg: illustr; 28 cm. – (Series ; 5: Social Statistics)

1. Rexhepi, Naime 2. Selimi, Luljeta 3. Cakolli, Ahmet

ISBN 978-9951-22-414-7

Kosovo Agency of Statistics

short description

Kosovo Agency of Statistics is a professional institution which deals with collection, processing and publication of official statistical data. As such acts since 1948 and has passed through several historical stages, structured according to state regulation of those times.

On 2 August 1999, the Agency has resumed his professional work (after nine years of interruption of all statistical series detrimental to the interest of Kosovo), as an independent institution under the Ministry of Public Administration. Since 12.12.2011 the Agency operates in the frames of the Prime Minister's Office. Office is funded by the Kosovo Consolidated Budget, but also by donors for specific projects and for technical professional support.

Kosovo Agency of Statistics acts according to the Law No. 04/L-036 which entered into force on 12.12.2011. Programme of Official Statistics 2013/2017 is in implementation for the development of statistical system in correlation with the European Union statistics (EUROSTAT).

Kosovo Agency of Statistics has this organizational structure: production departments; (Department of Economic statistics and National Accounts, Department of Agriculture and Environment statistics and Department of Social statistics. **Support Departments**; Department of Methodology and Information Technology, Department of Policy Planning, Coordination and Communication, Department of Census and survey and Department of Administration. **Within the Agency are also established Regional Offices**; Gjakove, Gjilan, Mitrovica, Peja, Prizren, Pristina and Ferizaj

Number of employees and budget are still limited. In KAS are employed in total 143 workers, of whom 98 (68,58 %) at the headquarters of the Agency, while in the Regional Offices, 45 (31,5%). Agency's educational qualifying structure is as follows: 61,7% with university education, 15,4% with with non-tertiary education, and 17.5% with secondary education.

We have professional and technical cooperation with all Ministries of the Government of Kosovo, especially with the Ministry of Economy and Finance, Central Bank of Kosovo, with international institutions, EUROSTAT, International Monetary Fund, World Bank, Sweden's SIDA, DFID, UNFPA, UNDP, UNICEF, and with the statistical institutions of the countries in the region.

Kosovo Agency of Statistics almost completely covers the territory of Kosovo, based on the statistical structure of the enumeration areas as the basic unit and sole in the country from which it gets first hand information. All surveys conducted in the field use the extension of the samples in these enumeration areas but also a statistical methodology according to international recommendations. During the collection of statistical data and reports from reporting entities are involved professionals, technicians, administrators, servants of the country offices, field enumerators from regional offices, etc.

In 2011, the project of Population Census , Households and Dwellings was successfully implemented, and in 2014 was successfully carried out the Agriculture Census. The result obtained from these censuses will have an important role in the development policies.

The mission of the Agency; to meet the needs of users with qualitative statistical data, objective, in time and space so that users have reliable base to conduct regular analysis in the interest of planning and project development at the municipal and country level. To support government institutions, scientific institutes, research academies, businesses in order to provide proper information for decision-makers and other users in Kosovo.

- **Address: KOSOVO AGENCY OF STATISTICS**
Street. "Zenel Salihu", No. 4, 10000 Pristina
- **Telephone:** +381 (0) 38 200 31 129
CEO: +381 (0) 38 200 31 112
- **Fax::** +381 (0) 38 235 033
- **E-mail:** infoask@rks-gov.net
- **Web:** <http://ask.rks-gov.net>

ISBN 978-9951-22-414-7

