



Republika e Kosovës
Republika Kosova-Republic of Kosovo
Qeveria - Vlada - Government
Zyra e Kryeministrit -Ured Premijera -Office of the Prime Minister
Agjencia e Statistikave të Kosovës - Agencija za Statistike Kosova - Kosovo Agency of Statistics

Series 5: Social Statistics

Culture Statistics 2016





Republika e Kosovës
Republika Kosova-Republic of Kosovo
Qeveria - Vlada - Government
Zyra e Kryeministrit -Ured Premijera -Office of the Prime Minister
Agjencia e Statistikave të Kosovës - Agencija za Statistike Kosova - Kosovo Agency of Statistics

Series 5: Social Statistics

Culture Statistics 2016



Publisher: Kosovo Agency of Statistics (KAS)
Publication date: October, 2017
© - Kosovo Agency of Statistics
Reproduction is authorized when source is indicated

More information is available on Internet
<http://ask.rks-gov.net/>

Foreword

Publication of Culture Statistics for 2016 is the twelfth consecutive edition released by the Kosovo Agency of Statistics (KAS), namely the Department of Social Statistics (DSS).

Source of data for statistics of culture are Directorates of Culture, Youth and Sport offices at the municipal level.

This publication provides statistical data for year 2016 related to cultural activities of theatres, houses of culture, galleries, cinemas, museums, libraries, ballet, philharmonics and ensemble, and provides data on the number of employees in these institutions.

For data collection was used questionnaire for culture.

We welcome comments, suggestions or remarks that will contribute to the quality of the publication in the future, at the address social@rks-gov.net.

KAS thanks the Ministry of Culture, Youth, Sport and Non-Resident Affairs and the Departments of Culture, Youth, Sport and Non-Resident Affairs in municipal level which unhesitatingly collaborated with the KAS staff.

Avni Kastrati - Director of the Department of Social Statistics

This publication was prepared by:

Naime Rexhepi – Head of the Division of Social Statistics

Laureta Haziri – Officer for Statistics of Sport and Culture

Mr. Ahmet Cakolli - Design Officer

Prishtina, October 2017

Chief Executive Officer, KAS
Isa Krasniqi

List of abbreviations and symbols

KAS – Kosovo Agency of Statistics

MCYS – Ministry of Culture, Youth and Sport

- No occurrence

: Missing data

Contents

	Page
Brief description of cultural institutions	4
1.1. Activities of houses of culture	5
1.2. Activities of the National Professional Theater	8
1.3. Activities of the Children's Theater – Dodona.....	8
1.4. Activities of the Theater - ODA.....	9
1.5. Activities of Art galleries	9
1.6. Activities of cinemas	11
1.7. Activities of museums and museum houses	13
1.8. Activities of libraries	15
1.9. Activities of the Philharmonic Opera of Kosovo.....	17
1.10. Activities of ballet of Kosovo.....	17
1.11. Activities of the 'Shota' Ensemble and the Children's Cultural Center	18

Brief description of cultural institutions

For better recognition of the most important institutions of culture and art, below is a brief description of their value and activity.

Theatre: Is a public or private cultural institution that deals with the preparation, organization and realization of theatrical and other stage performances.

Gallery: The National Gallery of Kosovo is a publicly owned institution and is registered in the central register of the institutions of the Ministry of Culture.

Cinema: Is the place where the different movies are performed, cinemas have rooms or halls that can be enclosed space or open, or can be mobile.

Library: Is a cultural, educational and informational institution that collect, preserve, process and make available its collections to users, provides free access to information on whatever forms that are deposited.

Museum: Is a non-profit institution and open to the public to research, preserve, collect, communicate and exhibit movable heritage for the purposes of studying, educating and enjoying in the service of society and its development.

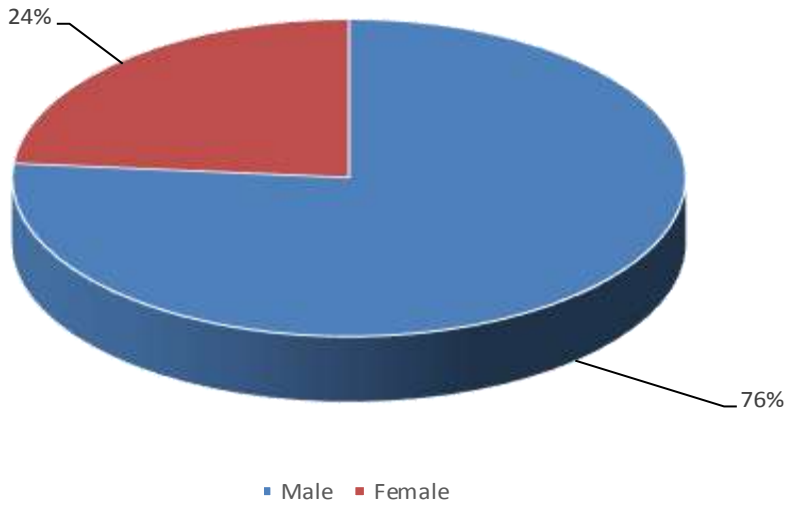
Philharmonic, Opera and Ballet of Kosovo: Encourages, develops, advances, releases and promotes national and international artistic creativity through shows and concerts.

1.1. Activities of houses of culture

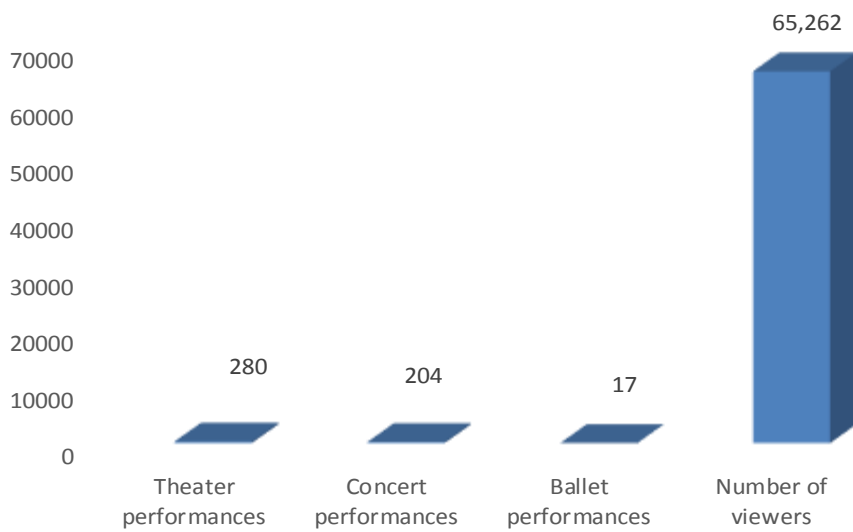
Table 1:

Municipality	Activities of theaters							Activities of cinemas				Activities of galleries	
	Number of seats	Number of theatrical performances and replays	Number of concert performances	Number of ballet performances	Number of viewers	Number of professional workers	Female	Number of movies	Domestic movies	Foreign movies	Number of viewers	Number of exhibits	Number of visitors
Deçan	460	3	9	-	3.560	1	-	6	3	3	2.450	5	500
Gjakovë	680	12	25	2	8.185	6	2	-	-	-	-	-	-
Glogovac	360	2	-	-	460	2	-	-	-	-	-	-	-
Gjilan	296	28	7	2	2.822	14	5	-	-	-	-	9	1.000
Dragash	-	-	-	-	-	-	-	-	-	-	-	-	-
Istog	-	-	-	-	-	-	-	-	-	-	-	-	-
Kaçanik	530	3	-	-	900	10	2	-	-	-	-	4	1.000
Klinë	257	17	7	-	2.500	2	-	-	-	-	-	4	450
Fushë Kosovë	250	16	12	-	7.750	1	-	5	5	-	1.250	3	500
Kamenicë	512	7	-	-	1.254	7	2	-	-	-	-	5	350
Mitrovicë	383	7	-	-	2.500	9	3	-	-	-	-	4	750
Leposaviq	:	:	:	:	:	:	:	:	:	:	:	:	:
Lipjan	410	2	2	-	300	1	-	3	3	-	200	-	-
Novobërdë	-	-	-	-	-	-	-	-	-	-	-	-	-
Obiliq	100	2	-	-	300	6	-	-	-	-	-	1	25
Rahovec	340	3	10	-	400	3	-	3	3	-	300	5	200
Pejë	286	26	10	8	3.216	5	1	-	-	-	-	-	-
Podujevë	350	10	5	-	1.800	2	1	1	1	-	300	-	-
Prishtinë	-	-	-	-	-	-	-	-	-	-	-	-	-
Prizren	395	6	2	-	2.000	6	1	-	-	-	-	5	600
Skenderaj	500	3	3	-	1.500	9	3	4	1	3	600	-	-
Shtime	285	2	3	-	1.400	1	-	-	-	-	-	2	300
Shtërpcë	342	25	-	-	330	1	-	50	40	10	300	5	550
Suharekë	400	5	10	-	2.500	1	-	-	-	-	-	10	350
Ferizaj	266	36	40	-	4.000	5	2	150	10	140	7.000	-	-
Viti	466	4	2	1	750	2	-	6	5	1	975	10	900
Vushtrri	409	16	31	4	2.000	9	-	18	3	15	1.000	16	900
Zubin Potok	259	2	-	-	500	3	1	25	15	10	2.500	6	200
Zveçan	560	22	7	-	8.360	7	3	10	5	5	3.350	5	145
Malishevë	480	4	3	-	2.375	2	-	-	-	-	-	2	270
Junik	-	-	-	-	-	-	-	-	-	-	-	-	-
Mamushë	-	-	-	-	-	-	-	-	-	-	-	-	-
Hani i Elezit	222	-	8	-	2.500	2	-	-	-	-	-	-	-
Graçanicë	333	17	8	-	1.100	6	3	-	-	-	-	20	550
Ranillug	-	-	-	-	-	-	-	-	-	-	-	-	-
Partesh	-	-	-	-	-	-	-	-	-	-	-	-	-
Klllokot	-	-	-	-	-	-	-	-	-	-	-	-	-
Northern Mitrovica	-	-	-	-	-	-	-	-	-	-	-	-	-
Total 2016	10.131	280	204	17	65.262	123	29	281	94	187	20.225	121	9.540
Total 2015	9.622	236	201	15	49.835	80	14	301	46	250	18.030	158	10.859

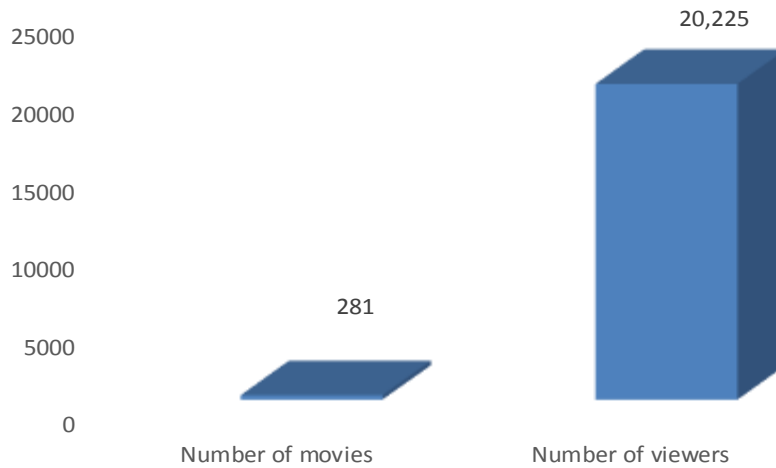
Graph 1: Structure of employees in houses of culture according to gender, in%



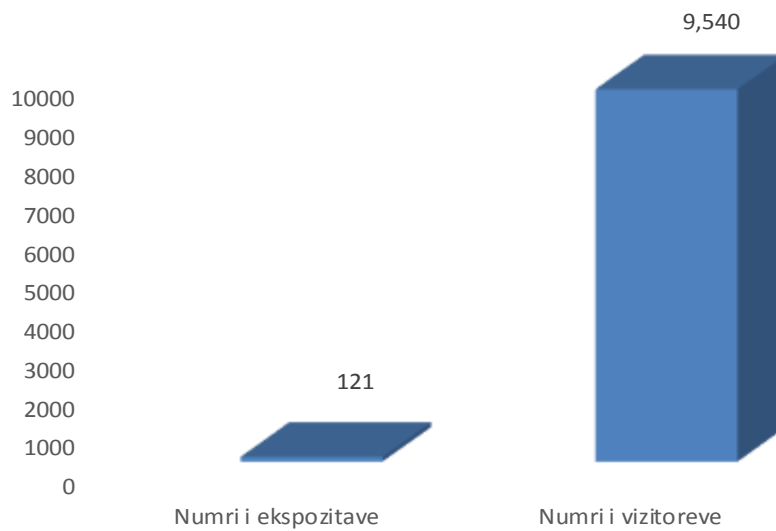
Graph 2: Number of performances and viewers in houses of culture by type of activity



Graph 3: Number of films and number of viewers in houses of culture



Graph 4: Number of exhibits and number of visitors in houses of culture



1.2. Activities of the National Professional Theater**Table 2:**

Municipality	Number of seats	Number of theatrical performances and replays	Number of concert performances	Number of viewers	Number of professional workers	Female
Prishtine	320	137	3	15,320	69	32
Total 2016	320	137	3	15,320	69	32
Total 2015	320	152	3	10,738	68	29

1.3. Activities of the Children's Theater – Dodona**Table 3:**

Municipality	Number of seats	Number of theater performances	Number of concert performances	Number of ballet performances	Number of viewers	Number of professional workers	Female
Prishtine	105	253	8	1	25,540	17	3
Total 2016	105	253	8	1	25,540	17	3
Total 2015	105	251	7	2	22,810	17	2

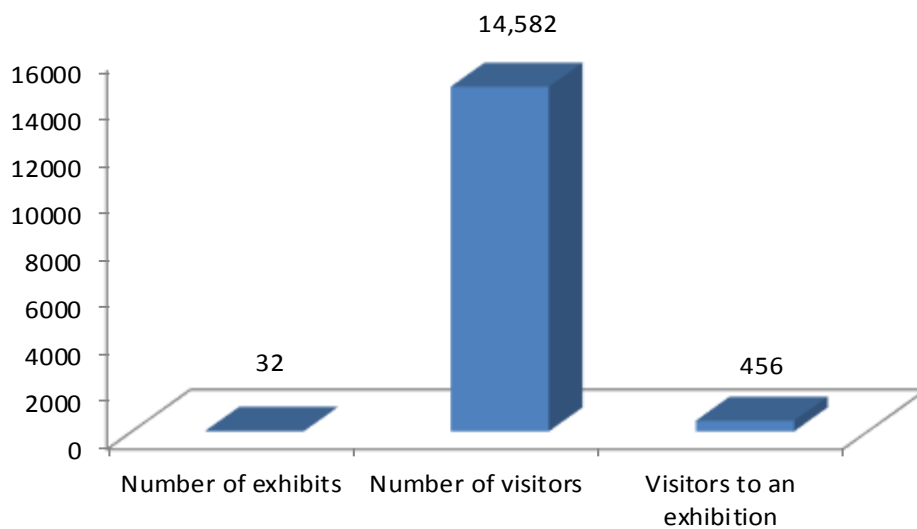
1.4. Activities of the Theater - ODA**Table 4:**

Municipality	Number of seats	Number of theatrical performances and replays	Number of concert performances	Number of ballet performances	Number of viewers	Number of professional workers	Female
Prishtine	200	80	11	2	25,461	31	12
Total 2016	200	80	11	2	25,461	31	12
Total 2015	200	89	9	2	29,600	38	12

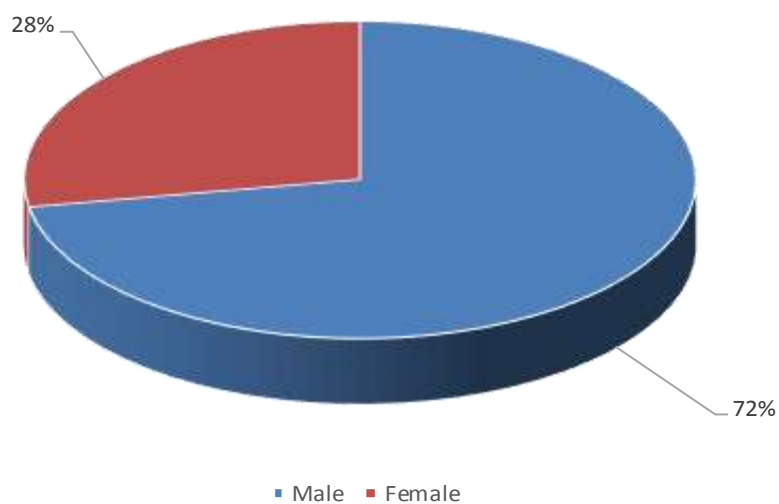
1.5. Activities of Art galleries**Table 5:**

Municipality	Number of galleries	Number of exhibits	Number of visitors	Number of employees	Female
Pejë	1	11	870	2	1
Prishtinë	2	21	13,712	16	4
Total 2016	3	32	14,582	18	5
Total 2015	3	26	11,954	17	8

Graph 5: Number of exhibitions and number of visitors in art galleries



Graph 6: Structure of employees in art galleries according to gender, in%

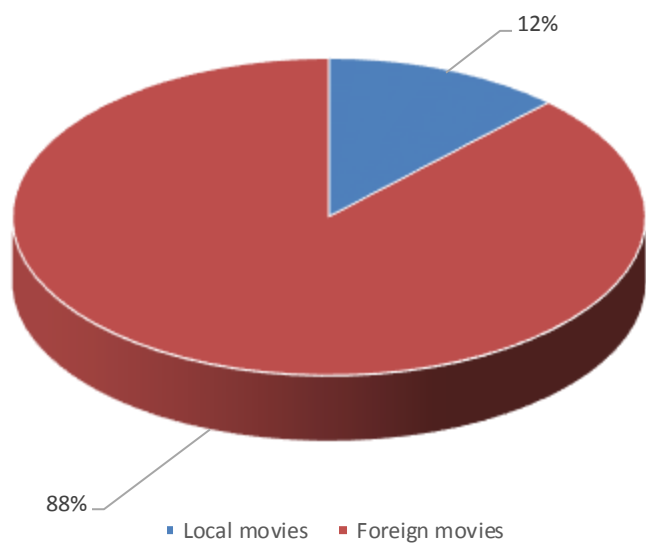


1.6. Activities of cinemas

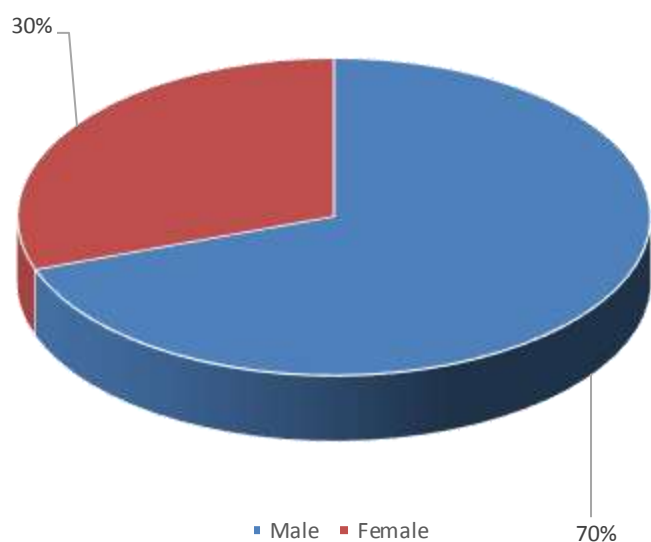
Table 6:

Municipality	Number of cinemas	Number of mobile cinemas	Number of halls	Number of seats	Number of movies	Number of movie plays per day	Local movies	Foreign movies	Number of viewers	Number of employees	Female
Prishtinë	1	-	1	215	62	4	6	56	38,300	17	8
Prizren	1	8	9	1,950	307	5	39	268	23,258	29	6
Total 2016	2	8	10	2,165	369	9	45	324	61,558	46	14
Total 2015	2	8	10	2,324	363	10	47	316	88,987	27	12

Graph 7: Performance of domestic and foreign movies, in%



Graph 8: Structure of employees in cinemas according to gender, in%

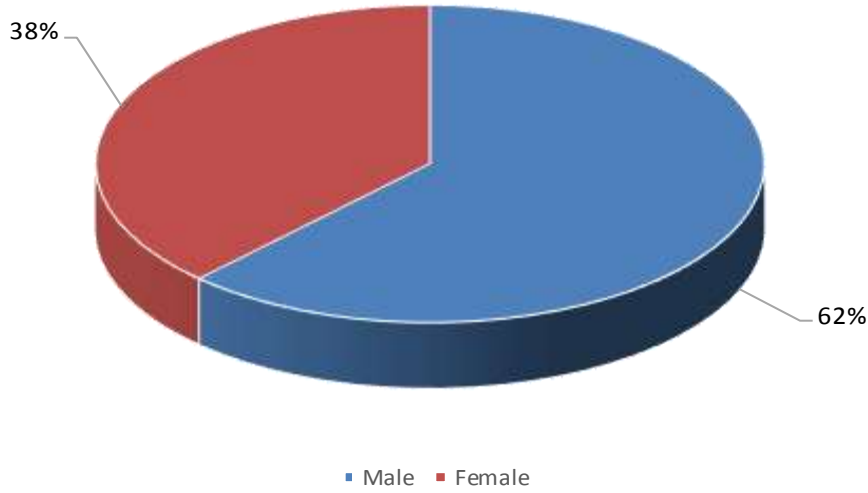


1.7. Activities of museums and museum houses

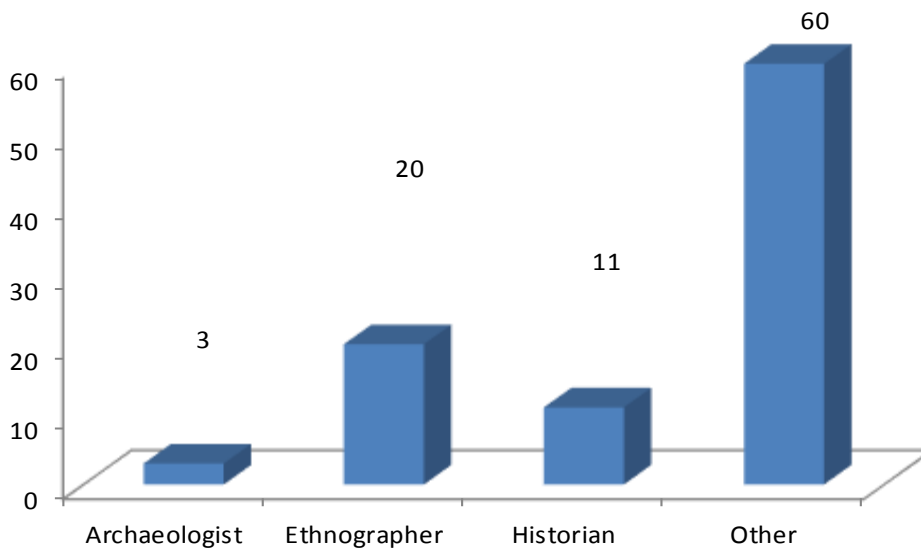
Table 7:

Municipality	Number of museums	Number of museum houses	Number of visitors	Total workers	Female	Archaeologist	Female	Ethnographer	Female	Historian	Female	Other workers	Female
Deçan	1	11	6.800	2	-	-	-	-	-	1	-	1	-
Gjakovë	3	1	2.531	2	-	1	-	-	-	1	-	-	-
Gllgovc	-	-	-	-	-	-	-	-	-	-	-	-	-
Gjilan	2	7	2.300	1	-	-	-	-	-	-	-	1	-
Dragash	1	-	100	1	-	-	-	-	-	-	-	-	-
Istog	1	1	1.350	2	-	1	-	-	-	-	-	1	-
Kaçanik	2	2	950	-	-	-	-	-	-	-	-	-	-
Klinë	1	1	700	1	-	-	-	-	-	-	-	1	-
Fushë Kosovë	1	-	3.750	-	-	-	-	-	-	-	-	-	-
Kamenicë	-	-	-	-	-	-	-	-	-	-	-	-	-
Mitrovicë	1	-	2.107	9	5	-	-	1	-	2	1	6	4
Leposaviq	:	:	:	:	:	:	:	:	:	:	:	:	:
Lipjan	-	-	-	-	-	-	-	-	-	-	-	-	-
Novobërdë	-	-	-	-	-	-	-	-	-	-	-	-	-
Obiliq	-	-	-	-	-	-	-	-	-	-	-	-	-
Rahovec	1	-	300	1	-	-	-	-	-	1	-	-	-
Pejë	1	1	1.484	5	4	-	-	1	1	-	-	4	3
Podujevë	-	-	-	-	-	-	-	-	-	-	-	-	-
Prishtinë	1	-	19.000	45	19	1	-	11	6	3	-	30	13
Prizren	3	-	45.000	10	4	-	-	3	3	1	-	6	1
Skenderaj	1	4	5.800	3	1	-	-	-	-	-	-	3	1
Shtime	1	1	1.653	2	1	-	-	1	-	-	-	1	1
Shtërpcë	-	-	-	-	-	-	-	-	-	-	-	-	-
Suharekë	1	2	800	1	-	-	-	-	-	-	-	1	-
Ferizaj	1	2	5.325	2	1	-	-	-	-	1	-	1	1
Viti	-	2	250	2	-	-	-	-	-	-	-	2	-
Vushtrri	1	-	1.000	3	1	-	-	2	1	1	-	-	-
Zubin Potok	1	-	250	1	-	-	-	1	-	-	-	-	-
Zveqan	-	-	-	-	-	-	-	-	-	-	-	-	-
Malishevë	1	1	1.485	2	-	-	-	-	-	-	-	2	-
Junik	1	1	2.000	-	-	-	-	-	-	-	-	-	-
Mamushë	-	-	-	-	-	-	-	-	-	-	-	-	-
Hani i Elezit	-	-	-	-	-	-	-	-	-	-	-	-	-
Graçanicë	-	-	-	-	-	-	-	-	-	-	-	-	-
Ranillug	-	-	-	-	-	-	-	-	-	-	-	-	-
Partesh	-	-	-	-	-	-	-	-	-	-	-	-	-
Kllokot	-	-	-	-	-	-	-	-	-	-	-	-	-
Northern Mitrovica	-	-	-	-	-	-	-	-	-	-	-	-	-
Total 2016	27	37	104.935	95	36	3	-	20	11	11	1	60	24
Total 2015	21	41	73.472	93	36	5	-	18	11	11	0	59	24

Graph 9: Structure of employees in museums according to gender, in%



Graph 10: Structure of employees in museums according to occupation

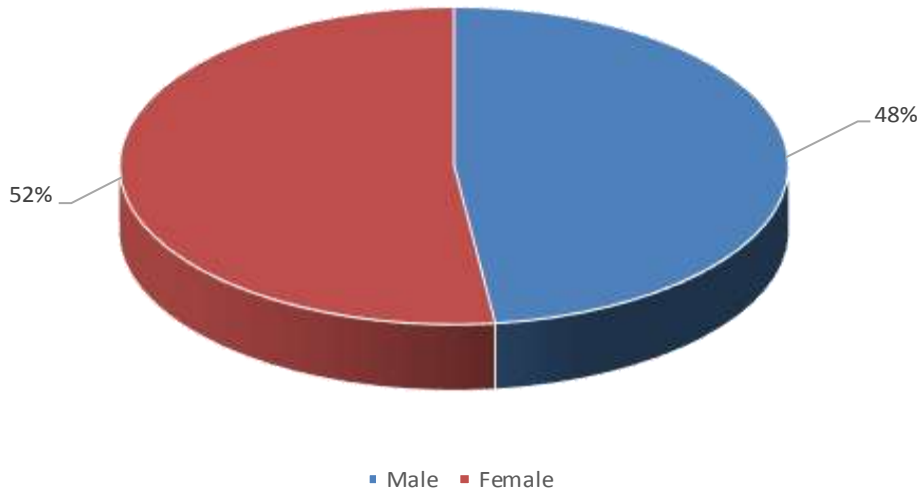


1.8. Activities of libraries

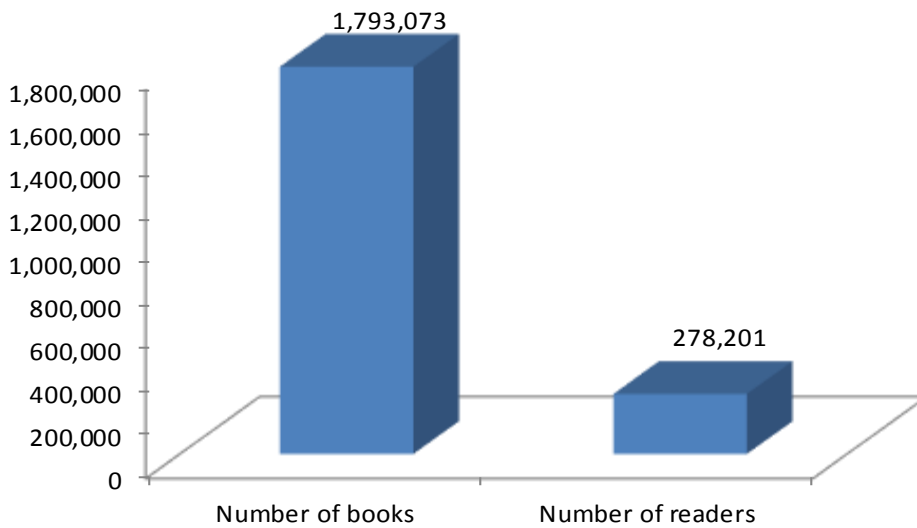
Table 8:

Municipality	Number of libraries	Titles of books entered during the year	The library fund of books	Number of readers	Number of activities	Number of employees	Female	Librarians	Female
Deçan	2	430	19.830	520	-	3	3	3	3
Gjakovë	1	1.378	39.454	2.361	12	6	1	5	1
Glogoc	3	134	16.980	963	3	3	-	3	-
Gjilan	11	1.435	174.044	3.110	12	18	7	11	4
Dragash	5	350	22.706	903	3	6	-	-	-
Istog	2	1.178	32.263	396	-	3	3	3	3
Kaçanik	5	895	22.614	676	-	5	2	5	2
Klinë	1	367	25.391	580	-	3	1	-	-
Fushë Kosovë	3	711	8.160	554	5	4	1	4	1
Kamenicë	5	369	64.479	703	3	6	2	5	3
Mitrovicë	3	500	74.093	1.577	4	16	11	11	8
Leposaviq	:	:	:	:	:	:	:	:	:
Lipjan	5	560	57.304	2.411	-	6	2	-	-
Novobërdë	2	115	15.620	5.204	-	3	-	3	-
Obiliq	5	160	26.301	101	-	5	2	-	-
Rahovec	3	200	1.500	800	3	3	-	-	-
Pejë	3	616	30.849	1.402	60	10	10	10	10
Podujevë	3	2.000	22.000	800	3	6	3	6	3
Prishtinë	13	18.563	670.923	235.921	163	104	59	67	40
Prizren	4	1.931	107.916	3.188	262	13	8	13	8
Skenderaj	3	537	27.741	670	12	6	2	5	2
Shtime	1	1.500	12.050	2.500	-	1	-	1	-
Shtërpçë	1	50	11.000	500	-	2	1	2	1
Suharekë	2	1.511	17.956	972	4	4	1	2	1
Ferizaj	4	1.751	64.363	3.915	11	16	9	10	7
Viti	4	1.529	47.529	1.691	1	6	4	4	2
Vushtrri	6	4.000	75.000	3.000	40	9	4	7	2
Zubin Potok	1	300	50.000	1.000	4	6	6	-	-
Zveçan	1	10	10.000	170	-	1	-	1	-
Malishev	1	34	9.784	591	2	2	2	2	2
Junik	1	500	8.000	700	2	1	-	1	-
Mamushë	-	-	-	-	-	-	-	-	-
Hani i Elezit	1	350	7.223	122	-	1	-	1	-
Graçanicë	-	-	-	-	-	-	-	-	-
Ranillug	-	-	-	-	-	-	-	-	-
Partesh	3	300	20.000	200	-	1	1	3	2
Kllokot	-	-	-	-	-	-	-	-	-
Northern Mitrovica	-	-	-	-	-	-	-	-	-
Total 2016	108	44.264	1.793.073	278.201	609	279	145	188	105
Total 2015	106	36.798	1.627.745	230.234	599	277	141	196	107

Graph 11: The structure of employees in libraries according to gender, in%



Graph 12: Number of books and number of readers in libraries



1.9. Activities of the Philharmonic Opera of Kosovo**Table 9:**

Type of activity	Concerts performed		Artistic workers		Administrative employees	
	In the country	Abroad	Male	Female	Male	Female
Orchestra	20	2	22	13	2	3
Choir	4	2	17	25	-	-
Total 2016	24	4	39	38	2	3
Total 2015	25	3	39	38	2	3

1.10. Activities of ballet of Kosovo**Table 10:**

Type of Ballet	Total number of performances	Number of premieres	Number of replays	Number of viewers for a performance	Total number of ballerinas
National professional ballet	55	4	51	290	26
Total 2016	55	4	51	290	26
Gjithsej 2015	58	4	54	220	27

1.11. Activities of the 'Shota' Ensemble and the Children's Cultural Center
Table 11:

Type of Ensemble	Number of concerts		Number of competitions		Number of artistic workers		Number of employees	
	In the country	Abroad	In the country	Abroad	Total	Female	Total	Female
Professional Ensemble 'Shota'	17	3	-	2	43	18	9	4
Children's Cultural Center	20	3	-	3	222	130	6	3
Total 2016	37	6	-	5	265	148	15	7
Total 2015	23	7	-	3	226	140	68	31

Catalogin in publication – (CIP)
The National end Universiy Lybrari of Kosova “Pjetër Bogdani”

008:311(496.51) “2016”(084.2)

Culture Statistics 2016 / [the publication was prepared by Naime Rexhepi, Laureta Haziri, Ahmet Cakolli] - Prishtinë : Kosova Agency of Statistice, 2017. – 18 f. : ilustr. ; 28 cm. - (Series 5 : Social Statistics)

Foreword / Isa Krasniqi: f. 2

1.Rexhepi, Naime 2.Haziri, Laureta 3.Cakolli, Ahmet

ISBN 978-9951-22-399-7

Kosovo Agency of Statistics

short description

Kosovo Agency of Statistics is a professional institution which deals with collection, processing and publication of official statistical data. As such acts since 1948 and has passed through several historical stages, structured according to state regulation of those times.

On 2 August 1999, the Agency has resumed his professional work (after nine years of interruption of all statistical series detrimental to the interest of Kosovo), as an independent institution under the Ministry of Public Administration. Since 12.12.2011 the Agency operates in the frames of the Prime Minister's Office. Office is funded by the Kosovo Consolidated Budget, but also by donors for specific projects and for technical professional support.

Kosovo Agency of Statistics acts according to the Law No. 04/L-036 which entered into force on 12.12.2011. Strategic development plan 2009-2013 is the middle term implementation for the development of statistical system in correlation with the European Union statistics (EUROSTAT).

Kosovo Agency of Statistics has this organizational structure: production departments; (Department of Economic statistics and National Accounts, Department of Agriculture and Environment statistics and Department of Social statistics. **Support Departments**; Department of Methodology and Information Technology, Department of Policy Planning, Coordination and Communication, Department of Census and survey and Department of Administration. **Within the Agency are also established Regional Offices**; Gjakove, Gjilan, Mitrovica, Peja, Prizren, Pristina and Ferizaj

Number of employees and budget are still limited. In KAS are employed in total 143 workers, of whom 98 (68,58 %) at the headquarters of the Agency, while in the Regional Offices, 45 (31,5%). Agency's educational qualifying structure is as follows: 61,7% with university education, 15,4% with with non-tertiary education, and 17.5% with secondary education.

We have professional and technical cooperation with all Ministries of the Government of Kosovo, especially with the Ministry of Economy and Finance, Central Bank of Kosovo, with international institutions, EUROSTAT, International Monetary Fund, World Bank, Sweden's SIDA, DFID, UNFPA, UNDP, UNIVEF, and with the statistical institutions of the countries in the region.

Kosovo Agency of Statistics almost completely covers the territory of Kosovo, based on the statistical structure of the enumeration areas as the basic unit and sole in the country from which it gets first hand information. All surveys conducted in the field use the extension of the samples in these enumeration areas but also a statistical methodology according to international recommendations. During the collection of statistical data and reports from reporting entities are involved professionals, technicians, administrators, servants of the country offices, field enumerators from regional offices, etc.

In 2011, the project of Population Census , Households and Dwellings was successfully implemented, and in 2014 was successfully carried out the Agriculture Census. The result obtained from these censuses will have an important role in the development policies.

The mission of the Agency; to meet the needs of users with qualitative statistical data, objective, in time and space so that users have reliable base to conduct regular analysis in the interest of planning and project development at the municipal and country level. To support government institutions, scientific institutes, research academies, businesses in order to provide proper information for decision-makers and other users in Kosovo.

- **Address: KOSOVO AGENCY OF STATISTICS**
Street. "Zenel Salihu", No. 4, 10000 Pristina
- **Telephone:** +381 (0) 38 200 31 129
CEO: +381 (0) 38 200 31 112
- **Fax::** +381 (0) 38 235 033
- **E-mail:** infoask@rks-gov.net
- **Web:** <http://ask.rks-gov.net>

