



AGJENCIA E STATISTIKAVE TË KOSOVËS
AGENCIJA ZA STATISTIKE KOSOVA
KOSOVO AGENCY OF STATISTICS



CAPACITIES OF TOURISM (ACCOMMODATION UNITS) IN KOSOVO 2016





AGJENCIA E STATISTIKAVE TË KOSOVËS
AGENCIJA ZA STATISTIKE KOSOVA
KOSOVO AGENCY OF STATISTICS



CAPACITIES OF TOURISM (ACCOMMODATION UNITS) IN KOSOVO
2016

Prishtina, July 2017

CAPACITIES OF TOURISM (ACCOMMODATION UNITS) IN KOSOVO 2016

Contents

	Page
Contents	3
List of Abbreviations and Symbols	4
Abbreviations.....	4
Symbols.....	4
Foreword	5
1. Methodological explanations.....	6
1.1. About the Registration	6
1.2. Methodology.....	6
1.3. Scope	6
Definition.....	7
2. Data on accommodation capacities of Kosovo.....	8
3. Hotels	15
4. Motels.....	18
5. Other accommodation categories.....	19
6. Inactive Units.....	22
7. Data from Kosovo Border Police	23

List of Abbreviations and Symbols

Abbreviations

KAS	Kosovo Agency of Statistics
MTI	Ministry of Trade and Industry
KP	Kosovo Police
KBRA	Kosovo Business Registration Agency
PPSE	Promoting Private Sector Employment
KPA	Kosovo Privatization Agency

Symbols

–	Not applicable (no occurrence)
:	Data is not available
%	Percentage

Foreword

Kosovo Agency of Statistics (KAS) conducted a survey on the registration of hotel capacities in Kosovo for 2016. This research was supported by technical and financial assistance from Swisscontact-PPSE in the framework of the project "Supporting KAS to improve tourist statistics of Kosovo with international standards".

The purpose of the research is to meet the requirements of policy-makers and businesses for better planning of tourism and business strategies.

The preparation of this research was done in cooperation with the Ministry of Trade and Industry. Also within this project has been the preparation and signing of the Cooperation Agreement with the Kosovo Police for obtaining statistical data on tourist turnover at the Border Crossing Points of the Republic of Kosovo.

This publication will serve as a useful reference basis for all users of KAS statistical data and as useful and relevant economic information for Kosovo.

We thank Swisscontact-PPSE for the support of this project, the readiness of all accommodating units for their cooperation, the Ministry of Trade and Industry (MTI) and the Kosovo Police (KP).

We also thank KAS staff who have contributed to the realization of this Project.

Your suggestions and remarks can be sent to email address:

infoask@rks-gov.net

The Report was prepared by:

Ilir T. Berisha – Director of the Department of Economic Statistics and National Accounts

Ismail Sahiti – Head of Enterprise Statistics Division

Sulltane Gashi – Senior Officer for Hotel Statistics

Violeta Sylja – Support staff for Hotel Statistics

Bekim Bojku – Officer

Chief Executive Officer, KAS

Isa Krasniqi

1. Methodological explanations

1.1. About the Registration

This registration of accommodation units in Kosovo was conducted for the first time by the Kosovo Agency of Statistics. The research is based on the Law on Official Statistics, Law No. 04/L-036. Hotel capacity registration is the main statistical activity that provides the opportunity to obtain more information about accommodation units for a certain time. At the same time, registration is the largest and only statistical activity that gives a detailed picture, as it affects each unit in the country.

The duration of this registration on the ground was 15 June - 31 August 2016.

1.2. Methodology

The registration of accommodation units in Kosovo is carried out mainly according to the traditional door-to-door methodology. Data were collected through questionnaires by visiting each unit. Questionnaires have been completed throughout the country, through regional KAS offices, according to voluntary reporting by reporting units. In addition, data from the central office were also collected through the Internet, mainly for accommodation units categorized as "Apartments for visitors". For this category, online bookings have been made online and they offered rooms for tourists and were also un-registered at the Kosovo Business Registration Agency (KBRA).

Based on the KAS Statistical Programme, data on the number of accommodation units, their type, number of employees, placement capacities (rooms, beds) and the structure of the services they provide, were collected.

1.3. Scope

The data were collected through statistical research organized throughout the country's territory, at the municipal level, in 37 municipalities of Kosovo. During the registration of accommodation units, in addition to the active units, passive units were found which during the registration process did not work due to various reasons (closed, in renovation, final construction phase and other reasons). Within the accommodation units are included: Hotels, Motels, Guesthouses, Hostels, Apartments for visitors, Bungalows and Camping Sites. These categories, according to the economic activity classification (NACE Rev.2), are covered in these codes: 55.10; 55.20 and 55.30.

Definition

In our survey, all accommodation units offering guest accommodation services, whether for local or foreign visitors, are surveyed. Find below the definitions of the units found.

Accommodation unit – Are facilities that provide sleeping services.

Hotel – An establishment providing accommodation, meals and other services for travelers and tourists;

Motel - The roadside hotel designated primarily for motorists for the rest and food supply, beverages and other services. The facilities are built outside the residential centers, near the motorways and provide these additional services besides accommodation;

Guesthouse - Private house that provides paid sleeping services to tourists. Some of them offer food and some do not, depending on the conditions created. Also, some are registered with KBRA and some are family businesses;

Hostels - Accommodation units that provide inexpensive food and accommodation for particular groups of people, such as students, workers, or travelers. The characteristic of these units is that these are usually created inside the city, and in a room are placed several beds for groups of people;

Apartments for visitors – They are mostly private apartments that people rent them for pay to visitors. These apartments are located within the residential buildings of people;

Bungalow – In our research are called wood bungalows which have or have not the upper floor, built in groups and also wood bungalows located at tourist spots such as Brezovica, Rugova, Prevala;

Camping Area (recreational vehicle parks and campgrounds parks) - Is a place used for camping, for barbecues, possessing water, electricity and other infrastructure needed for visitors;

2. Data on accommodation capacities of Kosovo

Table 1: Data on accommodation capacities and number of employees according to category

Categories of accommodation units	Capacities of			Number of employees	
	Units	Rooms	Beds	Total	Of them, females
Hotels	194	4.329	7.066	1.935	638
Motels	182	2.170	2.916	707	171
Guesthouses	9	39	79	14	6
Hostels	9	43	171	16	2
Apartments for visitors	15	25	32	15	1
Bungalows	38	330	721	104	33
Campsite space	17	-	-	-	-
Total active units	464	6.936	10.985	2.791	851
Inactive units	31	:	-	:	:
Total	495	6.936	10.985	2.791	851

CAPACITIES OF TOURISM (ACCOMMODATION UNITS) IN KOSOVO 2016

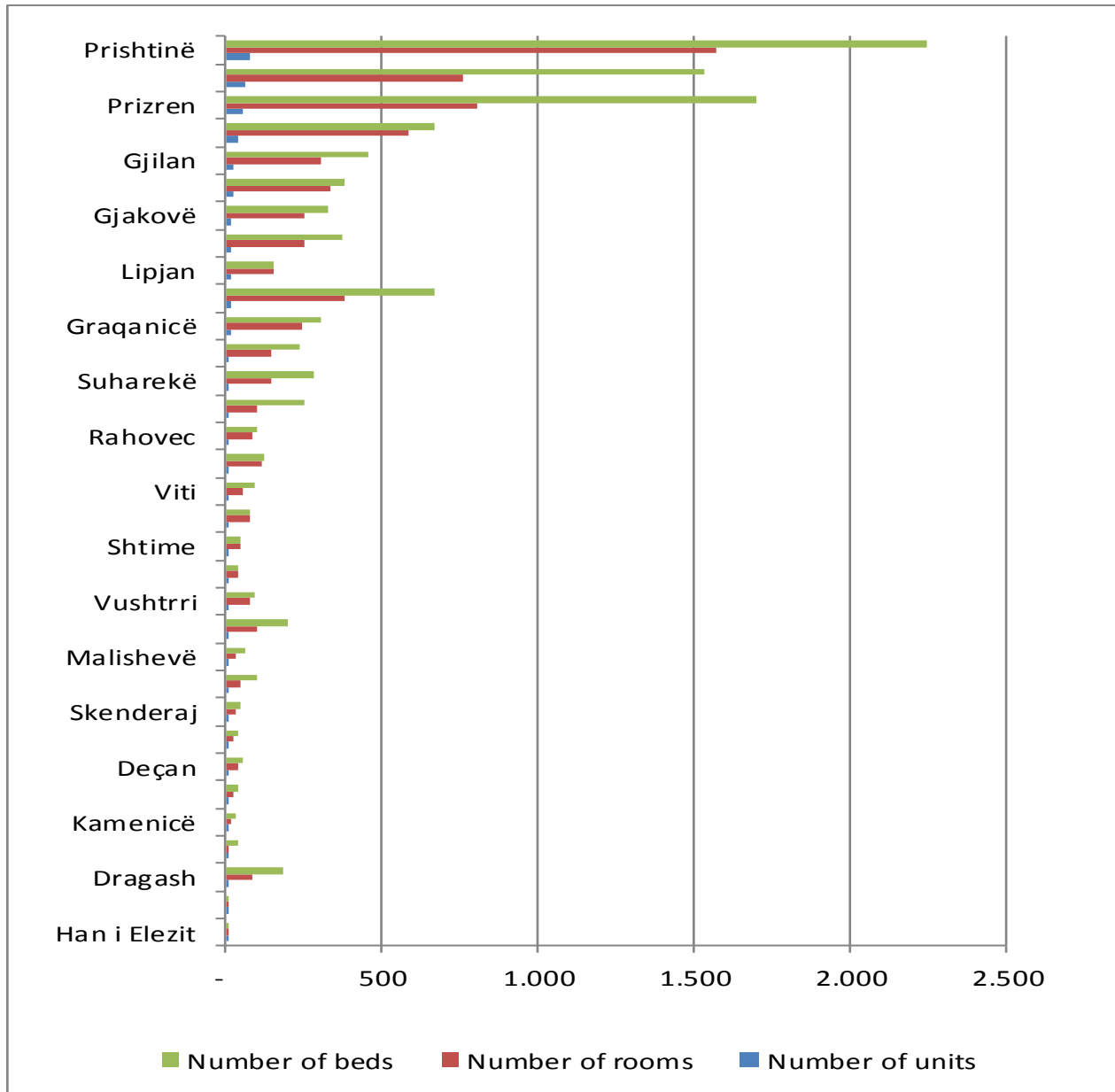
Table 2: Basic data on accommodation capacities according to municipality

No.	Municipality	Accommodation units			Campsite space	
		Number of units	Number of rooms	Number of beds	Number of spaces	Number of places (camping / per persons)
1	Deçan	3	39	56	-	-
2	Dragash	2	86	180	-	-
3	Drenas	6	77	77	-	-
4	Ferizaj	41	584	669	-	-
5	Fushë Kosovë	22	336	381	-	-
6	Gjakovë	15	254	330	-	-
7	Gjilan	22	303	458	-	-
8	Graçanicë	13	244	305	-	-
9	Han i Elezit	1	10	12	-	-
10	Istog	13	382	671	-	-
11	Junik	2	10	36	-	-
12	Kaçanik	5	40	42	-	-
13	Kamenicë	2	17	34	-	-
14	Klinë	12	148	237	6	435
15	Lipjan	13	150	152	-	-
16	Malishevë	4	30	60	-	-
17	Mitrovicë	13	248	375	-	-
18	Novo Bërd	3	25	40	-	-
19	Obiliq	7	114	126	-	-
20	Pejë	58	760	1.533	11	1.295
21	Podujevë	4	100	201	-	-
22	Prishtinë	78	1.569	2.245	-	-
23	Prizren	54	808	1.702	-	-
24	Rahovec	9	82	101	-	-
25	Ranillug	1	5	7	-	-
26	Shtërpcë	10	101	251	-	-
27	Shtime	5	45	47	-	-
28	Skenderaj	3	32	50	-	-
29	Suharekë	11	143	279	-	-
30	Viti	6	53	93	-	-
31	Vushtrri	4	74	94	-	-
32	Zubin Potok	2	20	40	-	-
33	Zveçan	3	47	101	-	-
Total		447	6.936	10.985	17	1.730

During the registration, 464 active accommodation units were identified, out of which 17 camp sites. Their registered capacity is 6,936 rooms and 10,985 beds. Campsites are the second unit within the main units. A total of 17 camping spaces were registered for the capacity of 1,730 people.

CAPACITIES OF TOURISM (ACCOMMODATION UNITS) IN KOSOVO 2016

Graph 1: Number of accommodation units, rooms and beds according to municipality



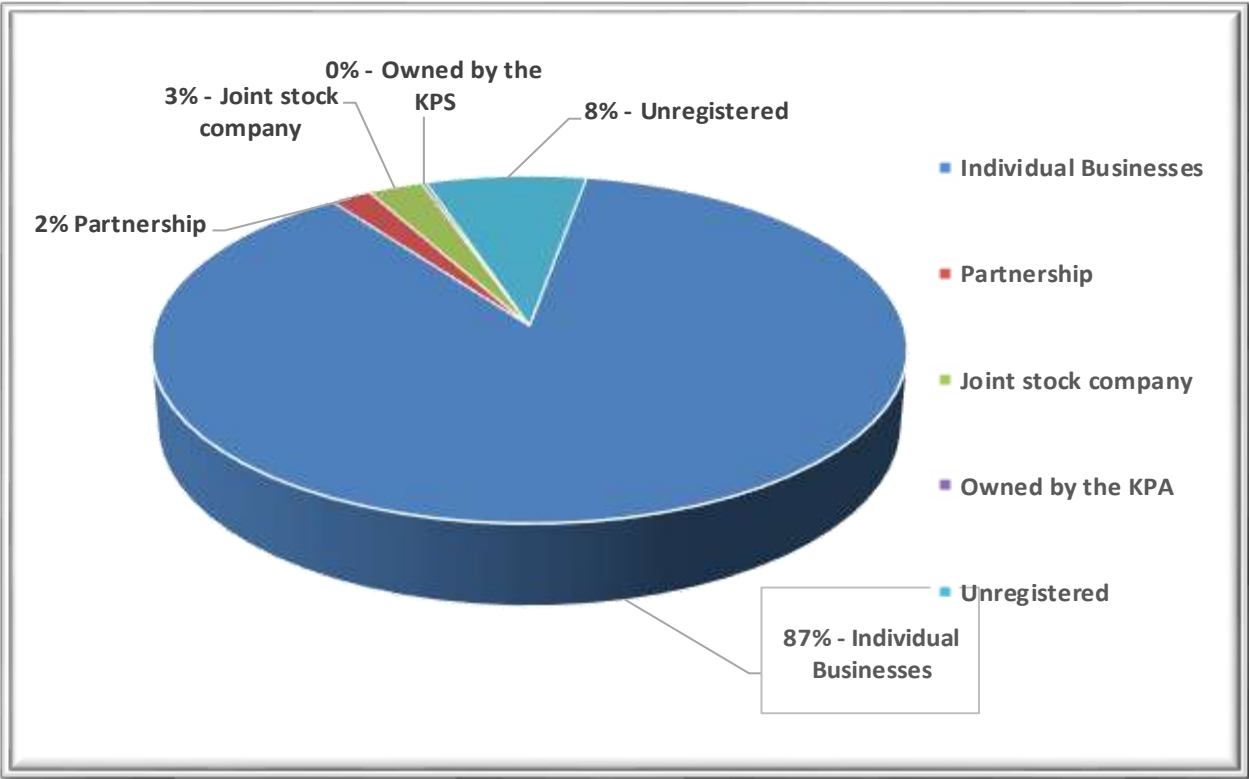
The largest number of accommodation units is located in the municipality of Prishtina, continuing with Peja, Prizren, Ferizaj, Gjilan, Fushe Kosova, and so on.

CAPACITIES OF TOURISM (ACCOMMODATION UNITS) IN KOSOVO 2016

Table 3: Number of accommodation units based on legal form and according to municipality

No.	Municipality	Total units	Individual Businesses	Partnership	Joint stock company	Owned by the KPA	Unregistered
1	Deçan	3	3	-	-	-	-
2	Dragash	2	1	-	1	-	-
3	Drenas	6	6	-	-	-	-
4	Ferizaj	41	36	1	-	-	4
5	Fushë Kosovë	22	19	-	3	-	-
6	Gjakovë	15	15	-	-	-	-
7	Gjilan	22	22	-	-	-	-
8	Graçanicë	13	10	-	3	-	-
9	Han i Elezit	1	1	-	-	-	-
10	Istog	13	13	-	-	-	-
11	Junik	2	2	-	-	-	-
12	Kaçanik	5	4	-	-	-	1
13	Kamenicë	2	2	-	-	-	-
14	Klinë	12	12	-	-	-	-
15	Lipjan	13	13	-	-	-	-
16	Malishevë	4	4	-	-	-	-
17	Mitrovicë	13	13	-	-	-	-
18	Novo Bërd	3	2	-	-	-	1
19	Obiliq	7	6	-	1	-	-
20	Pejë	58	43	2	-	-	13
21	Podujevë	4	3	1	-	-	-
22	Prishtinë	78	58	2	3	1	14
23	Prizren	54	51	2	-	-	1
24	Rahovec	9	9	-	-	-	-
25	Ranillug	1	1	-	-	-	-
26	Shtërpcë	10	10	-	-	-	-
27	Shtime	5	4	-	1	-	-
28	Skenderaj	3	3	-	-	-	-
29	Suharekë	11	9	1	-	-	1
30	Viti	6	6	-	-	-	-
31	Vushtrri	4	4	-	-	-	-
32	Zubin Potok	2	2	-	-	-	-
33	Zveçan	3	3	-	-	-	-

Graph 2: Legal form of businesses



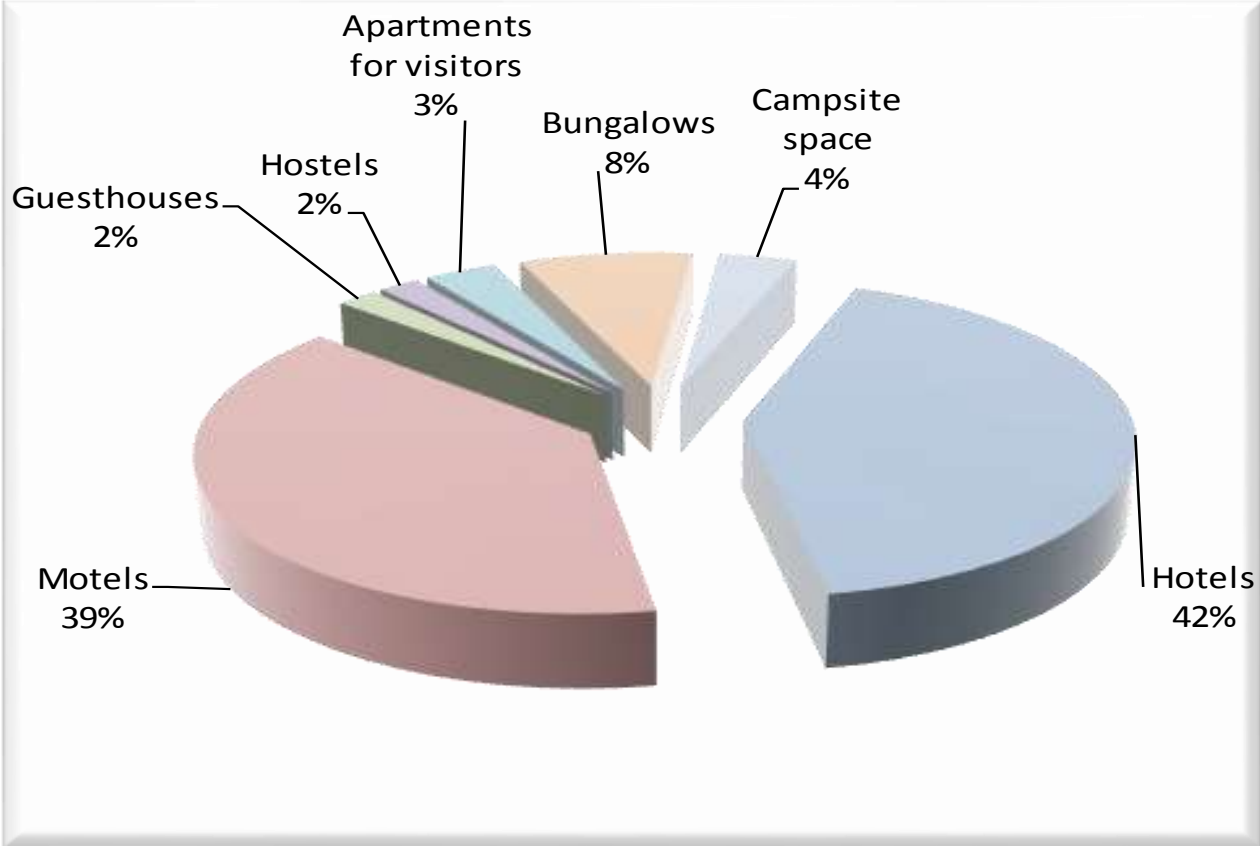
Regarding the legal form of enterprises, 87% are Individual Businesses, 8% of units are unregistered in KBRA, while the rest of enterprises are part of other legal forms.

CAPACITIES OF TOURISM (ACCOMMODATION UNITS) IN KOSOVO 2016

Table 4: Number of accommodation units based on category and according to municipality

No.	Municipality	Hotels	Motels	esthouses	Hostels	Apartments for visitors	Bungalows	Campsite space
1	Deçan	3	-	-	-	-	-	-
2	Dragash	2	-	-	-	-	-	-
3	Drenas	1	5	-	-	-	-	-
4	Ferizaj	4	33	4	-	-	-	-
5	Fushë Kosovë	13	9	-	-	-	-	-
6	Gjakovë	12	2	-	-	-	1	-
7	Gjilan	11	10	-	-	-	1	-
8	Graçanicë	4	8	-	-	-	1	-
9	Han i Elezit	-	1	-	-	-	-	-
10	Istog	7	6	-	-	-	-	-
11	Junik	1	1	-	-	-	-	-
12	Kaçanik	1	3	1	-	-	-	-
13	Kamenicë	1	1	-	-	-	-	-
14	Klinë	4	8	-	-	-	-	6
15	Lipjan	2	10	-	-	-	1	-
16	Malishevë	1	3	-	-	-	-	-
17	Mitrovicë	6	7	-	-	-	-	-
18	Novo Bërd	-	2	-	-	-	1	-
19	Obiliq	4	3	-	-	-	-	-
20	Pejë	20	9	-	-	-	29	11
21	Podujevë	3	1	-	-	-	-	-
22	Prishtinë	42	14	2	6	15	-	-
23	Prizren	34	12	1	3	1	3	-
24	Rahovec	3	6	-	-	-	-	-
25	Ranillug	-	1	-	-	-	-	-
26	Shtërpçë	2	7	-	-	-	1	-
27	Shtime	-	5	-	-	-	-	-
28	Skenderaj	1	2	-	-	-	-	-
29	Suharekë	6	4	1	-	-	-	-
30	Viti	2	4	-	-	-	-	-
31	Vushtrri	2	2	-	-	-	-	-
32	Zubin Potok	1	1	-	-	-	-	-
33	Zveçan	1	2	-	-	-	-	-

Graph 3: Structure of accommodation units according to category



Hotels as a category comprise the largest part of accommodation units by 42%, motels 39% and other categories constitute 19%.

3. Hotels

Table 5: Capacities and number of employees for the category of hotels according to municipality

No.	Municipality	Capacities of			Number of employees	
		Units	Rooms	Beds	Total	Of them, females
1	Deçan	3	39	56	10	-
2	Dragash	2	86	180	32	9
3	Drenas	1	14	14	2	-
4	Ferizaj	4	123	138	33	6
5	Fushë Kosovë	13	237	279	94	28
6	Gjakovë	12	226	302	69	2
7	Gjilan	11	170	273	84	28
8	Graçanicë	4	93	154	45	22
9	Istog	7	289	522	98	41
10	Junik	1	7	30	6	-
11	Kaçanik	1	6	8	2	1
12	Kamenicë	1	9	18	10	4
13	Klinë	4	68	112	20	6
14	Lipjan	2	30	32	10	3
15	Malishevë	1	10	20	4	1
16	Mitrovicë	6	127	191	49	11
17	Obiliq	4	76	88	35	9
18	Pejë	20	437	868	124	65
19	Podujevë	3	88	189	22	8
20	Prishtinë	42	1.286	1.838	833	305
21	Prizren	34	639	1.305	225	67
22	Rahovecë	3	32	39	9	1
23	Shtërpçë	2	28	59	5	2
24	Skenderaj	1	16	28	3	-
25	Suharekë	6	85	163	40	4
26	Viti	2	21	37	6	1
27	Vushtrri	2	54	54	55	9
28	Zubin Potok	1	10	20	7	3
29	Zveçan	1	23	49	3	2
Total		194	4.329	7.066	1.935	638

CAPACITIES OF TOURISM (ACCOMMODATION UNITS) IN KOSOVO 2016

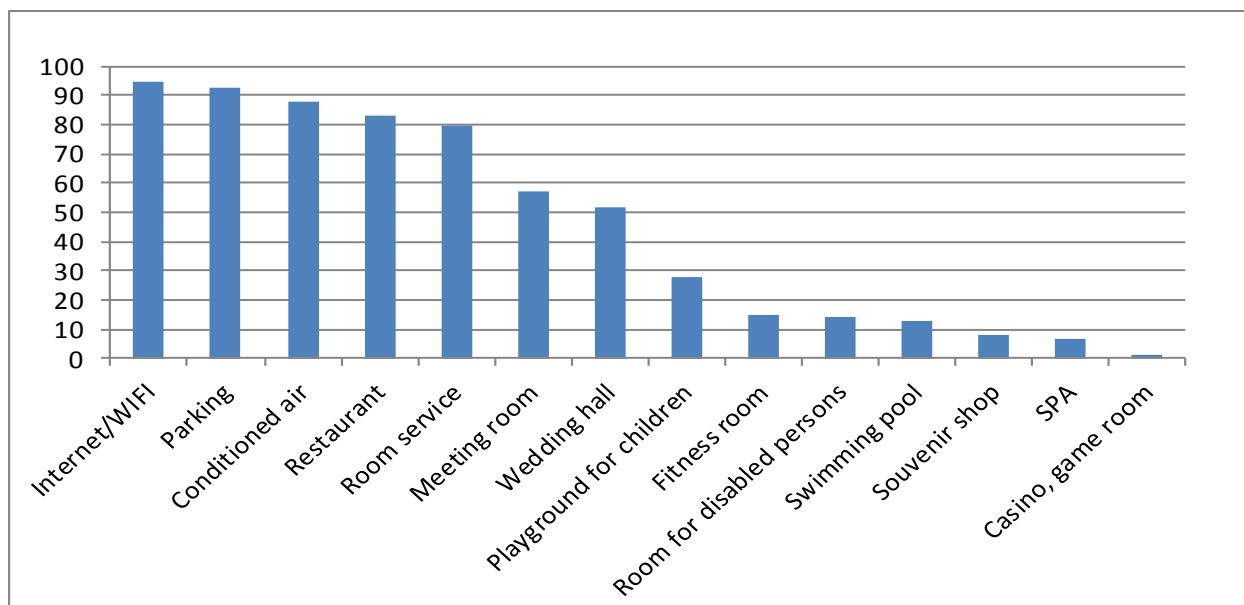
Table 6: Types of services provided by hotel units according to municipality

No.	Municipality	Number of hotels	Restaurant	Swimming pool	Wedding hall	Meeting rooms	Fitness room	Room for aesthetic treatments	Playground for children	Shop for souvenir, newspapers, etc.	Casino, game room	Internet/WIFI	Conditioned air	Parking	Room service	Room for persons with special needs
1	Deçan	3	2	-	2	1	-	-	-	-	-	2	-	2	1	-
2	Dragash	2	2	-	2	2	2	-	1	1	-	2	2	2	2	-
3	Drenas	1	1	-	1	1	-	-	-	-	-	1	1	1	1	-
4	Ferizaj	4	3	-	2	2	-	-	1	-	-	4	4	3	4	1
5	Fushë Kosovë	13	8	2	5	6	1	-	3	2	1	13	11	13	9	3
6	Gjakovë	12	12	1	9	4	2	1	1	-	-	12	10	12	11	1
7	Gjilan	11	10	2	9	5	1	-	4	-	-	9	8	10	9	2
8	Graçanicë	4	4	1	-	2	1	-	3	-	-	4	4	4	4	2
9	Istog	7	7	-	6	4	-	-	3	-	-	7	7	7	7	2
10	Junik	1	1	-	1	1	-	-	1	-	-	1	-	1	1	-
11	Kaçanik	1	1	-	-	-	-	-	-	-	-	1	-	1	1	-
12	Kamenicë	1	1	-	1	1	-	-	1	-	-	1	1	1	1	-
13	Klinë	4	4	-	3	3	-	1	2	-	-	4	4	4	4	1
14	Lipjan	2	2	-	1	-	-	-	-	-	-	2	2	2	2	-
15	Malishevë	1	1	1	1	1	-	-	1	-	-	1	1	1	1	-
16	Mitrovicë	6	4	-	3	4	1	1	2	-	-	4	6	6	4	-
17	Obiliq	4	4	-	4	3	-	1	3	1	-	4	4	4	4	-
18	Pejë	20	19	4	10	14	2	2	10	4	1	18	17	20	19	2
19	Podujevë	3	3	1	2	1	1	1	2	1	-	3	3	3	3	1
20	Prishtinë	42	30	9	15	27	16	4	4	5	-	41	39	39	32	10
21	Prizren	34	24	4	12	20	2	1	6	2	-	31	30	27	22	2
22	Rahovec	3	3	-	3	1	-	1	1	-	-	3	3	2	2	-
23	Shtërpcë	2	2	-	-	-	-	-	-	-	-	2	1	2	2	-
24	Skenderaj	1	1	-	-	-	-	-	1	-	-	1	1	1	1	-
25	Suharekë	6	6	-	5	3	-	-	2	-	-	6	6	6	5	-
26	Viti	2	2	-	1	1	-	-	-	-	-	2	2	2	1	1
27	Vushtrri	2	2	-	2	2	1	-	2	-	-	2	2	2	2	-
28	Zubin Potok	1	1	-	-	1	-	-	-	-	-	1	1	1	-	-
29	Zveçan	1	1	1	1	1	-	-	-	-	-	1	1	1	-	-
Total		194	161	26	101	111	30	13	54	16	2	183	171	180	155	28

Table 7: Percentage of hotels that provide certain services

Services	Percentage of hotels offering services
Internet/WIFI	94
Parking	93
Conditioned air	88
Restaurant	83
Room service	80
Meeting room	57
Wedding hall	52
Playground for children	28
Fitness room	15
Room for disabled persons	14
Swimming pool	13
Souvenir shop	8
SPA	7
Casino, game room	1

Graph 4: Structure of services provided by hotels



4. Motels

Table 8: Capacities and number of employees per category of motels according to municipality

No.	Municipality	Capacities of			Number of employees	
		Units	Rooms	Beds	Total	Of them females
1	Drenas	5	63	63	21	4
2	Ferizaj	33	452	503	110	23
3	Fushë Kosovë	9	99	102	30	11
4	Gjakovë	2	18	18	6	1
5	Gjilan	10	132	180	52	17
6	Graçanicë	8	135	135	52	21
7	Han i Elezit	1	10	12	2	1
8	Istog	6	93	149	14	6
9	Junik	1	3	6	3	-
10	Kaçanik	3	31	31	18	1
11	Kamenicë	1	8	16	5	-
12	Klinë	8	80	125	25	8
13	Lipjan	10	110	110	28	7
14	Malishevë	3	20	40	9	1
15	Mitrovicë	7	121	184	30	6
16	Novo Bërd	2	22	37	14	4
17	Obiliq	3	38	38	17	2
18	Pejë	9	91	138	21	9
19	Podujevë	1	12	12	2	1
20	Prishtinë	14	214	232	56	18
21	Prizren	12	115	257	50	6
22	Rahovec	6	50	62	40	4
23	Ranillug	1	5	7	1	-
24	Shtërpcë	7	46	112	24	6
25	Shtime	5	45	47	20	1
26	Skenderaj	2	16	22	4	-
27	Suharekë	4	55	110	17	4
28	Viti	4	32	56	11	-
29	Vushtrri	2	20	40	9	-
30	Zubin Potok	1	10	20	8	4
31	Zveçan	2	24	52	8	5
Total		182	2.170	2.916	707	171

5. Other accommodation categories

Table 9: Capacities and number of employees for the category of guesthouses according to municipality

No.	Municipality	Capacities of			Number of employees	
		Units	Rooms	Beds	Total	Of them, females
1	Ferizaj	4	9	28	4	1
2	Kaçanik	1	3	3	1	-
3	Prishtinë	2	17	25	5	3
4	Prizren	1	7	17	3	2
5	Suharekë	1	3	6	1	-
Total		9	39	79	14	6

Table 10: Capacities and number of employees for the category of hostels according to municipality

No.	Municipality	Capacities of			Number of employees	
		Units	Rooms	Beds	Total	Of them, females
1	Prishtinë	6	28	119	12	2
2	Prizren	3	15	52	4	-

Table 11: Capacities and number of employees for category of apartments for visitors by municipality

No.	Municipality	Capacities of			Number of employees	
		Units	Rooms	Beds	Total	Of them, females
1	Prishtinë	14	24	31	14	-
2	Prizren	1	1	1	1	1
Total		15	25	32	15	1

Table 12: Capacities and number of employees for the category of bungalows according to municipality

CAPACITIES OF TOURISM (ACCOMMODATION UNITS) IN KOSOVO 2016

No.	Municipality	Capacities of			Number of employees	
		Units	Rooms	Beds	Total	Of them, females
1	Gjakovë	1	10	10	2	-
2	Gjilan	1	1	5	1	-
3	Graçanicë	1	16	16	3	-
4	Lipjan	1	10	10	3	1
5	Novo Bërd	1	3	3	1	1
6	Pejë	29	232	527	69	25
7	Prizren	3	31	70	22	3
8	Shtërpcë	1	27	80	3	3

Table 13: Capacity of camping sites according to municipality

No.	Municipality	Campsite space	Number of camping sites / per person
1	Klinë	6	435
2	Pejë	11	1.295

In Kosovo, 17 camps have been identified, with capacity for 1730 people. Such sites have been found mainly in Peja such as 11, but also in the municipality of Klina have been found 6 camp spaces. Some of them have declared the spaces in acre and some per person, but according to the suggestions of the international expert, all spaces have been transformed into a "per person" unit. Camping site owners have stated that in an average space of 1 acre can be accommodated 3 tents, therefore ratio 3 tents - 3 persons. This how the calculations have been made regarding campsite space.

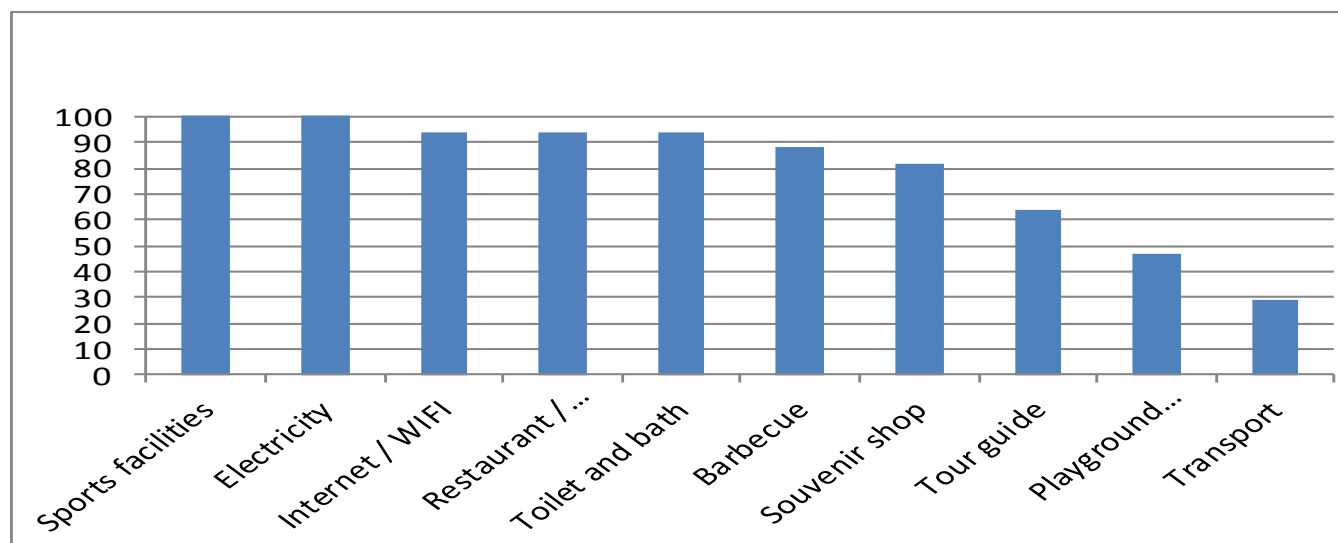
For this category there is no number of employees because these units are part of the main hotel units.

CAPACITIES OF TOURISM (ACCOMMODATION UNITS) IN KOSOVO 2016

Table 14: Services and infrastructure provided by the campsites for visitors according to municipality

No.	Municipali	Number of campsites spaces	Electricity	Toilet and bath	Internet/WIFI	Restaurant/Bar	Barbecue	Sports facilities	Playground for children	Store with daily products, souvenirs	Transport	Tour guide
1	Klinë	6	6	6	6	6	6	6	2	5	1	2
2	Pejë	11	11	10	10	10	9	11	6	9	4	9
Total		17	17	16	16	16	15	17	8	14	5	11

Graph 5: Percentage (%) of camping sites that provide services



6. Inactive Units

Table 16: Inactive units registered in Kosovo municipalities

Municipality	Passive (closed)	Under construction	Renovation	Total units
Drenas	2	:	1	3
Ferizaj	1	:	:	1
Fushë Kosovë	1	1	:	2
Graçanicë	2	:	:	2
Novo Bërd	:	:	1	1
Obiliq	1	:	:	1
Podujevë	2	:	1	3
Prishtinë	5	:	2	7
Prizren	6	:	:	6
Viti	3	:	:	3
Zveçan	1	:	:	1
Vushtrri	:	1	:	1
Total	24	2	5	31

During the registration of accommodation units in Kosovo in 2016, other units were found which were not active. Table 16 shows that 24 units were identified that were passive in this year (closed), 2 hotels were under construction and 5 other units were also passive for refurbishment.

7. Data from Kosovo Border Police

Within the framework of this project is the preparation and signing of the Cooperation Agreement with the Kosovo Police for obtaining statistical data on tourist turnover at the Border Crossing Points of the Republic of Kosovo.

Under the agreement between KAS and Kosovo Police, Kosovo Police will provide KAS with statistical data on tourist turnover at Kosovo Border Points regarding the necessary KAS indicators for data harmonization based on the EUROSTAT requirements.

The main indicators to be taken on a monthly, quarterly and annual basis by the Kosovo Police are:

1. Foreign visitors according to the motive of the visit
2. Repeat visitors' index based on the purpose of the trip
3. Foreign visitors from neighboring countries
4. Foreign visitors according to country of origin and according to the motive of the visit
5. Foreign visitors according to age group and motive of the visit
6. Foreign visitors according to the motive of the visit and duration of stay
7. Foreign visitors according to duration of stay and country of origin

CAPACITIES OF TOURISM (ACCOMMODATION UNITS) IN KOSOVO 2016