



Republika e Kosovës
Republika Kosova-Republic of Kosovo
Qeveria - Vlada - Government
Zyra e Kryeministrit -Ured Premijera -Office of the Prime Minister
Agjencia e Statistikave të Kosovës - Agencija za Statistike Kosova - Kosovo Agency of Statistics

Series 5: Social Statistics

Social Welfare Statistics 2016



AGJENCIA E STATISTIKAVE TË KOSOVËS
AGENCIJA ZA STATISTIKE KOSOVA
KOSOVO AGENCY OF STATISTICS



Republika e Kosovës
Republika Kosova-Republic of Kosovo
Qeveria - Vlada - Government
Zyra e Kryeministrit -Ured Premijera -Office of the Prime Minister
Agjencia e Statistikave të Kosovës - Agencija za Statistike Kosova - Kosovo Agency of Statistics

Series 5: Social Statistics

Social Welfare Statistics 2016



AGJENCIA E STATISTIKAVE TË KOSOVËS
AGENCIJA ZA STATISTIKE KOSOVA
KOSOVO AGENCY OF STATISTICS

Publisher: - Kosovo Agency of Statistics (KAS)

Publication date: April, 2016

© - Kosovo Agency of Statistics

Reproduction is authorized when source is indicated only

More information is available on Internet

<http://ask.rks-gov.net>

F o r e w o r d

The publication of “Social Welfare Statistics 2016” contains information about: social assistance scheme, basic pensions, contribution-paying pensions, pensions for persons with special needs/disabilities, the scheme for material support for families of children with permanent special needs, scheme for the families of martyrs, invalids of war and war veterans, pension scheme of the Kosovo Protection Corps (KPC), pension scheme of the Kosovo Security Forces (KSF), pension scheme of the Trepça miners, scheme for blind people, data on the number of abandoned children, the number of persons placed in homes for the elderly without family care, the number of persons with special needs placed in special institute of Shtime and community housing.

The source of these data is the Ministry of Labour and Social Welfare (MLSW), respectively the following departments: Department of Social Welfare, Department of Pension Administration and Department of Families of Martyrs and War Invalids (DFMWI) whom we thank for cooperation.

Comments, remarks, suggestions and proposals regarding this publication can be sent to email address social@rks-gov.net

Publication was prepared by:

Avni Kastrati – Acting Director of Department of Social Statistics

Naime Rexhepi – Head of the Division of Social Statistics

Officer for design: Ahmet Cakolli

April, 2016

Chief Executive Officer, KAS

Isa Krasniqi

Abbreviations

KAS	-	Kosovo Agency of Statistics
MLSW	-	Ministry of Labour and Social Welfare
DFMWI	-	Department of Families of Martyrs and War Invalids
PPSN	-	Pensions of Persons with Special Needs
HEWFC	-	Homes for the elderly without family care
SISH	-	Special Institute of Shtime
KPC	-	Kosovo Protection Corps
KSF	-	Kosovo Security Forces

Symbols

:	-	Missing data
-	-	No occurrence

Contents

	Page
Notice to users	5
Table 1. Social assistance scheme according to municipality	13
Table 2. Social Assistance Scheme, 2015 / 2016	14
Table 3. Basic pension age according to municipality	15
Table 4. Basic pension age according to nationality	16
Table 5. Basic pension age in years 2014/2015	17
Table 6. Contribution pension age according to municipality	19
Table 7. Contribution pension age according to nationality	21
Table 8. Contribution pension age in the years 2015 / 2016	22
Table 9. Pensions of persons with special needs according to municipality	23
Table 10. Pensions of persons with special needs according to nationality	24
Table 11. Pensions of persons with special needs in the years 2015 / 2016	25
Table 12. Scheme for children with special needs according to municipality and gender (age 0-18)	27
Table 13. Scheme for children with special needs in the years 2015 / 2016	28
Table 14. The pension scheme for the families of martyrs and war invalids by municipality	30
Table 15. The pension scheme for the families of martyrs and war invalids by age	31
Table 16. The pension scheme for the families of martyrs and war invalids by category	31
Table 17. The pension scheme for the families of martyrs and war invalids by nationality	32
Table 18. The pension scheme for the families of martyrs and war invalids in 2015 / 2016	33
Table 19. The pension scheme for war veterans according to municipality	34
Table 20. The pension scheme for war veterans according to age	35
Table 21. The pension scheme for war veterans according to category	35
Table 22. The pension scheme for war veterans according to nationality	36
Table 23. Pension scheme of Kosovo Protection Corps (KPC) according to municipality	37
Table 24. Pension scheme of the Kosovo Security Forces (KSF) according to municipality	38
Table 25. Pension scheme of Trepça miners according to municipality	39
Table 26. The compensation scheme for blind persons according to municipality	40
Table 27. Children abandoned according to municipality	41
Table 28. Children abandoned in years 2015 / 2016	42
Table 29. The number of elderly persons without family care according to nationality placed in HEPFC in Prishtina and community housing	43
Table 30. The number of elderly persons without family care according to gender placed in HEPFC in Prishtina and community housing	44
Table 31. Persons placed in the HEPFC and community housing in the years 2014/2015	45
Table 32. People in the Institute of Shtime and community housing according to nationality	46
Table 33. The persons in the Special Institute of Shtime and community housing by gender	47
Table 34. The persons in the Special Institute of Shtime and community housing in the years 2015 / 2016	48

Notice to users

Pensions¹

Basic pension/retirement age - Regular monthly minimum pension paid to all citizens of Kosovo, who have reached the age of sixty-five (65) years, regardless, whether they were employed or not and who meet the criteria pursuant to this law; Age basic pension paid to all persons who are permanent citizens of the Republic of Kosovo who possess identification documents and who have reached the age of sixty-five (65) years. The monthly amount of this pension is 75 €.

Age pension contributor - is pension paid contributions of regular monthly pension for employed citizens in the Republic of Kosovo, who have paid contributions in the former Kosovo Pension Fund prior to 01.01.1999 under the provisions of the Law on Pension and Disability No.011-24/83 (Official Gazette of SAPK no. 26/83) and who meet the criteria stipulated by this law. The right to pension age contributors realize all persons who have citizenship of Kosovo and who: have reached the age of sixty-five (65) years; must have experience in pension paid contributions, according to the Law on Pension and Disability No.011-24/83 (Official Gazette of SAPK No.26/83) before 1.1.1999, provide valuable evidence of payment of contributions under the provisions of the Law on Pension and Disability Insurance No.011-24/83 (Official Gazette of SAPK No.26/83) before 01/01/1999.

Persons who meet the requirements and criteria for contributors retirement age can not be the beneficiaries of any other pension scheme established by this law. Exceptionally, users of retirement age contributors, and other users of pension determined by this law may be foreign nationals, whose state, the Republic of Kosovo, conclude bilateral agreements on social security.

The amount of age pension contributors since January 2016 has been amended where pensions are paid according to categorization on the basis of educational attainment, as follows:

The first category - pensioner with no education or primary education - the amount of pension is 158 euros;

The second category – pensioner with secondary education - the amount of pension is 172 euros;

The third category - pensioner with higher education - the amount of pension is 186 euros;

The fourth category – pensioner with university education - the amount of pension is 230 euros.

¹Basic definitions of age pension, paid contributions age pensions pension for persons with a permanent disability and premature Trepca pension are taken from Law No. 04-L-131

Pensions of persons with special needs - permanent disability pension provides financial support to selected persons in accordance with the criteria established by Law No.04/L-131 within the resources allocated for this purpose from the budget of the Republic of Kosovo.

Permanent disability pension paid to all those persons who are nationals of the Republic of Kosovo, which possess identification documents and who are eighteen (18) to sixty-five (65) years. A person will be considered with permanent special needs, if: offers evidence that it is permanent disablement before you apply for retirement, providing all medical evidence. Medical Commission considers that there is a permanent working ability of the applicant and evaluates disability lasting for a period of one (1), three (3) or five (5) years. After the expiry of the deadline, the person undergoes medical reassessment procedure. Respective ministry or authority may authorize officials responsible for random or systematic inspections of persons who receive permanent disability pensions, in order to verify the facts given in the application and continued selection for using the disability pension. The monthly amount of this pension is 75 €.

Trepça pensions - the right to early retirement for all employees employed at complex "Trepça" who have lost their jobs by the end of 2004. Pensions are paid to all miners of complex "Trepça" if they meet conditions and criteria set for the recognition of the right to early retirement under the Law on pension schemes financed by the state (Law No.04-L-31). Monthly payment amount is 105 €.

Pension of Kosovo Protection Corps (KPC) - a regular pension of KPC is a regular monthly payment made to a former KPC member for life. Also, the pension beneficiaries are the successors - dependent relatives of KPC pensioner's after his/her death, as spouses, children of KPC pensioner who at the time of his/her death are under the age of eighteen. The amount of payment of pensions to KPC is determined by 50%, 60% and 70% of the average salary for the last 3 (three) years.

Pension of Kosovo Security Forces - is a regular monthly payment paid to KSF member who meets the criteria set forth in the Law on Pensions of Members of the Kosovo Security Force (Law No.04/L-084). Beneficiaries are entitled to KSF pension despite alternative employment in the public or private sector, unless they serve again in the KSF. Also beneficiaries of the pension after the death of the pensioner are spouse, children, including extramarital and adopted children, and parents of pensioner if the pensioner had no spouse and children. The amount of the payment of KSF pensions is determined by 50%, 60% and 70% of the average salary for the last 3 (three) years.

Compensation for the blind - Blind is considered a person with complete loss of vision born or acquired, determined according to medical criteria assessed by the Socio-Medical Commission composed of medical and social experts, established by the Ministry of Labour and Social Welfare, which determines the degree of blindness, including its duration, for each person who submits a request to enjoy compensation, benefits and rights due blindness under the law 04 / L-092. These payments are made monthly by the Department of Pension Administration. Material benefit due to blindness is paid to persons, regardless of age, and to the same extent benefit the blind companions of the first group, the need for which is determined by the Medico-Social Commission. Right in the material benefit of blindness for blind people and their companions, is realized from the date of submission of the application, if the conditions and criteria for their realization are meet as defined in the Law No.04/L-092. The amount of payment for blind persons is € 125 per month, and € 125 for persons accompanying blind persons.

Families of martyrs and invalids of war²

Martyr of the nation – is the KLA fighter:

- who has fallen in the fight for freedom of the country;
- was wounded in the fight for freedom of the country and died as a result of wounds received within three (3) years after the war

KLA invalid of war - is the warrior, member and exiles (prisoner) of the KLA, which has suffered wounds, physical and psychic injuries or serious illness during the war or in the prisons and camps of the enemy, during the war, with the degree of disability of at least 10%. Invalids with custodian (KLA invalid with a disability degree above 80% is entitled to additional help and care from another person)

KLA veteran of war - is a Kosovo citizen and a foreign national who has become a member of the KLA and has been registered as an armed and uniformed soldier by commands, by operational zones of the KLA, respectively KLA General Headquarters and who has been active until the end of the war.

² Definition for war invalids and veterans was taken by Law No.04/L-172

Social Welfare Statistics 2016

The amount of monthly payment for all categories of DFMWI scheme is as follows:

Category	Amount of pension
Families of Martyrs	
The family who gave a martyr:	448,13 €
The family with two martyrs:	537,76 €
The family with three martyrs:	582,57 €
The family with four martyrs:	627,39 €
The family with more than 4 martyrs:	672,19 €
Families of the missing KLA	
The family of a missing KLA	448,13 €
Family with two missing KLA	537,76 €
Family with three missing KLA	582,57 €
Family with four missing KLA	627,39 €
Family with more than 4 missing KLA	672,19 €
War Invalids	
Invalid with physical impairment of 80%	448,13 €
Invalid with physical impairment of 71- 80%	412,50 €
Invalid with physical impairment of 61- 70%	393,75 €
Invalid with physical impairment of 51- 60%	375,00 €
Invalid with physical impairment of 41 -50%	356,25 €
Invalid with physical impairment of 31- 40%	318,75 €
Invalid with physical impairment of 20 -30%	225,00 €

Invalid with custodian

Custodian for invalid with physical impairment with over 80%	225,00 €
--	----------

Families of War Invalids after death

Invalid with physical impairment of 80%	358,50 €
Invalid with physical impairment of 71 - 80%	330,00 €
Invalid with physical impairment of 61 - 70%	315,00 €
Invalid with physical impairment of 51 - 60%	300,00 €
Invalid with physical impairment of 41 - 50%	285,00 €
Invalid with physical impairment of 31 - 40%	255,00 €
Invalid with physical impairment of 20 - 30%	180,00 €

Families of the Disappeared and Civilian Victims

The family of the victim - Missing civilian	168,75 €
Family with two victims - Missing	202,50 €
Family of three victims - Missing	219,38 €
Family of four victims - Missing	236,25 €
Family of four more victims - Missing	253,13 €

Civilian War Invalids

Invalid with physical impairment of 80%	152,50 €
Invalid with physical impairment of 61 - 80%	136,25 €
Invalid with physical impairment of 40 - 60%	120,00 €

Invalid with custodian

Custodian for invalid with physical impairment with over 80%	50,13 €
--	---------

Families of Civilian War Invalids after death

Invalid with physical impairment of 80%	123,25 €
Invalid with physical impairment of 61- 80%	110,25 €
Invalid with physical impairment of 40- 60%	97,25 €

Veterans

Fighter veterans	170,00 €
Veteran family after the death of the veteran	119,00 €

Abandoned children³

Abandoned children without parental care is considered any child aged under 18 who is abandoned by parents who for various reasons do not or are not able to perform the duties, responsibilities and parental rights. Forms of protection for this category of children are: custody, family reunification, family housing, temporary institutional housing and adoption.

Housing of elderly persons without family care (HEWFC) in Prishtina and Community-Based Housing (CBH) – To earn the right to placement in HEWFC and CBH the applicant must meet the following basic criteria: to be permanent resident of the Republic of Kosovo, be over the age of 65, has no biological or adopted child (placement - housing is not precluded if the client has a married daughter), be in good mental condition, has no infectious diseases.

HEWFC and CBA offer the following services: food, clothing, health care, work therapy and physiotherapy services.

Special Institute of Shtime and community base homes – Provide these services to residents: food, clothing, health care, work therapy, education and training, social treatment and physical therapy. The beneficiaries of these services are people with mental disabilities (delays in mental development), physical and combined and living alone, have members of the immediate family, but for various reasons, are prevented from providing care for member family in social need.

Scheme for material support for families of children with permanent special need⁴ - "Material support" is a benefit in the form of monthly financial amount or other form of paying with money that is administered from MLSW for families with children with permanent special need. "Children with permanent physical, mental and sensory form of disability" are considered children from birth to age 18, a resident in Kosovo, who are totally unable to perform daily life activities without the care of other person. Material support for families with children with permanent disability will be provided by the Ministry of Labour and Social Welfare, through its Department of Social Welfare. Material support enables children with permanent disability to have a more normal life in conditions that guarantee their dignity and make their lives easier. Material support for children with permanent disability is paid to the parent or guardian of the child, through bank account.

Help and care for fulfilling daily life activities belong to the children with permanent disability aged 1-18 years, who are citizens of Kosovo and are permanently disabled to independently move and perform activities of daily life, therefore for these people is needed 24-hour care.

³ Definition of abandoned children is taken from the Law on the family and family relationships No.10/84

⁴ Definition of material support to families of children with permanent disabilities is taken from the Law No. 03 / L-022

Children with permanent disabilities are considered:

- a) motionless children (without motor skills),
- b) totally blind children and,
- c) children who because of the nature of the illness or permanent illnesses are not able to independently move themselves, in the apartment, or in places they need to, nor the use of the respective contributions, are not able to feed themselves, dress and undress, to carry out physiological needs and also keep the necessary personal hygiene.

Monthly payment amount is 100€.

Social assistance scheme⁵

The social assistance scheme provides temporary financial assistance to families that are in poverty and are selected in accordance with the criteria set forth in the law and the resources allocated for this purpose from the budget of Kosovo.

To realize the right to social assistance, all family members must be citizens of the Republic of Kosovo and to meet the conditions that fall within one of the categories defined by law. Exceptionally, beneficiaries of social welfare, can be foreign nationals who: have residence in Kosovo, persons in the quality of the asylum seeker, refugee persons and persons who enjoy temporary and complementary protection.

The right to social assistance of the first category realizes the family where all family members are dependent as defined below in person/dependent and none of them is employed.

Dependent person - defined as an individual who belongs to one of the following groups: person over the age of eighteen (18 years) and who has serious flaws and permanently disabled that make them unable to work for remuneration, person who is sixty-five (65) years of age or older, permanent caregivers of persons with disabilities or to person age 65 or older who need permanent care, or child under 5 years old, person up to age 14, people between the ages of 15 and 18 and who are in regular secondary education, single parents with at least one child under age of 15.

The right to social assistance of the second category realizes family with a family member able to work (which must be registered as unemployed at the Employment Office) and with at least one child under five (5) years old or that are in the care of an orphan under the age of fifteen (15).

Families who consider that are under social assistance by first and second category must submit to appropriate authority a written request asking for social assistance - Centre for Social Work in the municipality.

⁵ Definition for social assistance scheme is taken from the Law No.04/L-096

Family selected for social assistance scheme, for every child (0) to eighteen (18) years, carries a financial benefit of 5 euros in the form of child allowance, with the aim of promoting and improving health and education.

The family entitled to social assistance in the first category will receive social assistance to twelve (12) months.

The family entitled to social assistance in the second category will receive social assistance up to six (6) months.

After the expiry of the period of one (1) year, respectively, six (6) months, the family must reapply for continuation of the right to social assistance.

From November the amount of the payment of social assistance increased by 25%.

The monthly amount of social assistance paid to families in poverty varies, the larger the number of family members, as follows:

Households by number of members	Amount in €
Family of one (1) member	50,00
Family of two (2) members	68,75
Family of three (3) members	75,00
Family of four (4) members	81,25
Family of five (5) members	87,50
Family of six (6) members	93,75
Family of seven (7) members	100,00
Family of eight (8) members	106,25
Family of nine (9) members	112,50
Family of ten (10) members	118,75
Family of eleven (11) members	125,00
Family of twelve (12) members	131,25
Family of thirteen (13) members	137,50
Family of fourteen (14) members	143,75
Family of fifteen (15) members	150,00

Graph 2. Basic pension age according to gender

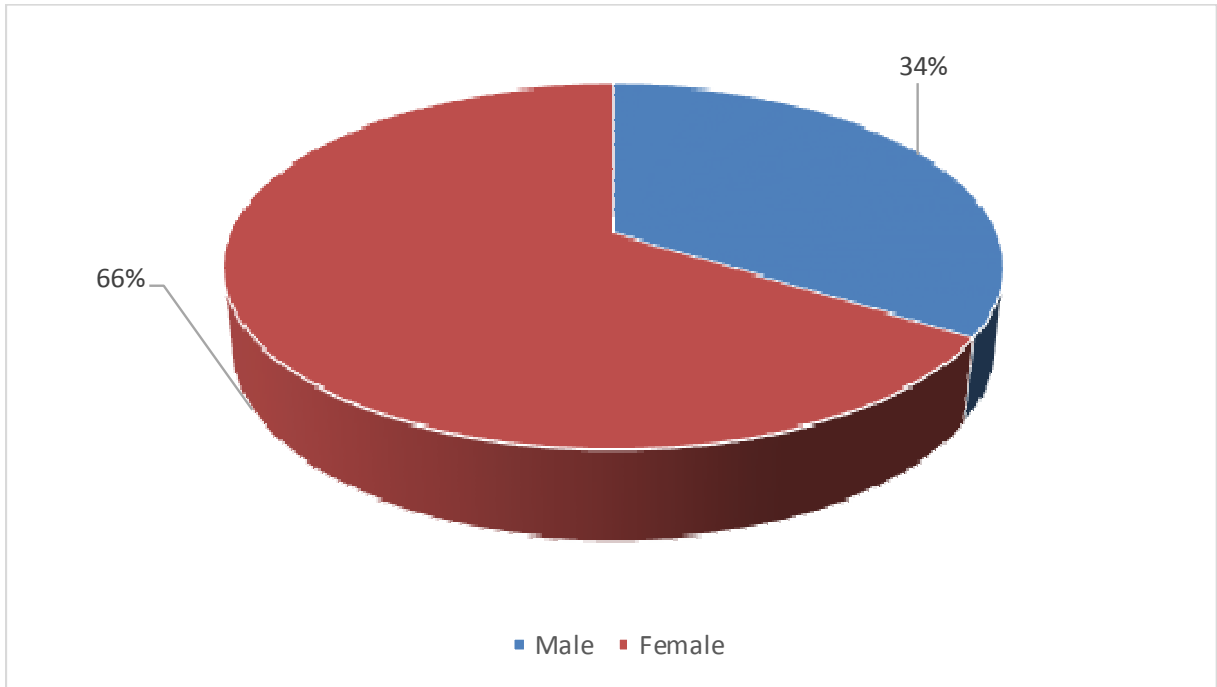


Table 4. Basic pension age according to nationality

Period	Albanian	Other ⁶	Total
Q1	99,015	30,978	129,993
Q2	98,490	27,706	126,196
Q3	95,028	25,522	120,550
Q4	95,820	24,194	120,014

Graph 3. Basic pension age according to nationality in percentage

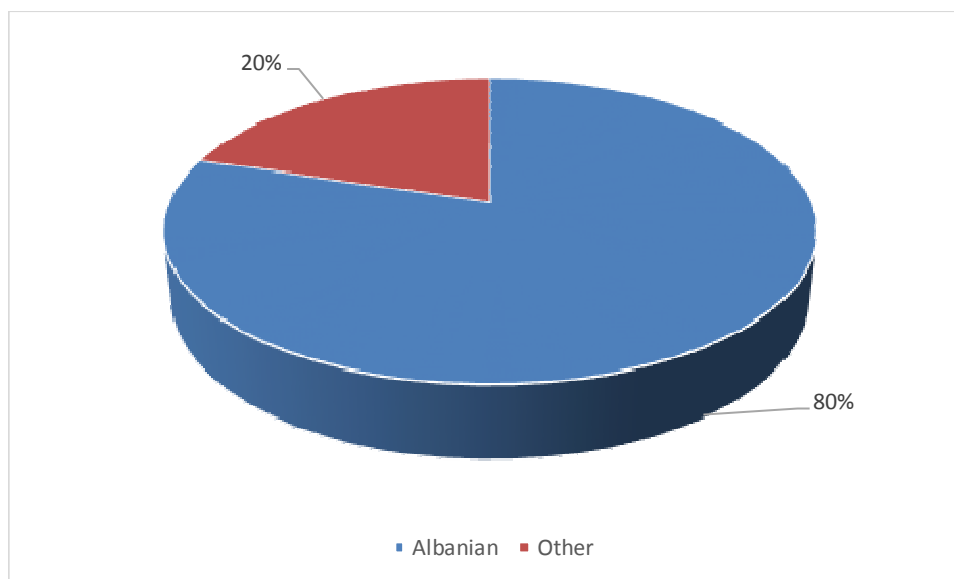


Table 5. Basic pension age in years 2014/2015

Period	Year	
	2015	2016
Q1	126,212	129,993
Q2	128,190	126,196
Q3	130,320	120,541
Q4	132,000	120,017

The number of people who have benefited from basic age pension was 120,017. Compared with 2015, we have a decrease to 11,983 or expressed in percentage of 9%.

⁶ In others are included number of Serbs and other non-Albanian nationalities living in Kosovo and who benefit from the pension age

Graph 4. The number of beneficiaries of basic pension age in 2015 / 2016

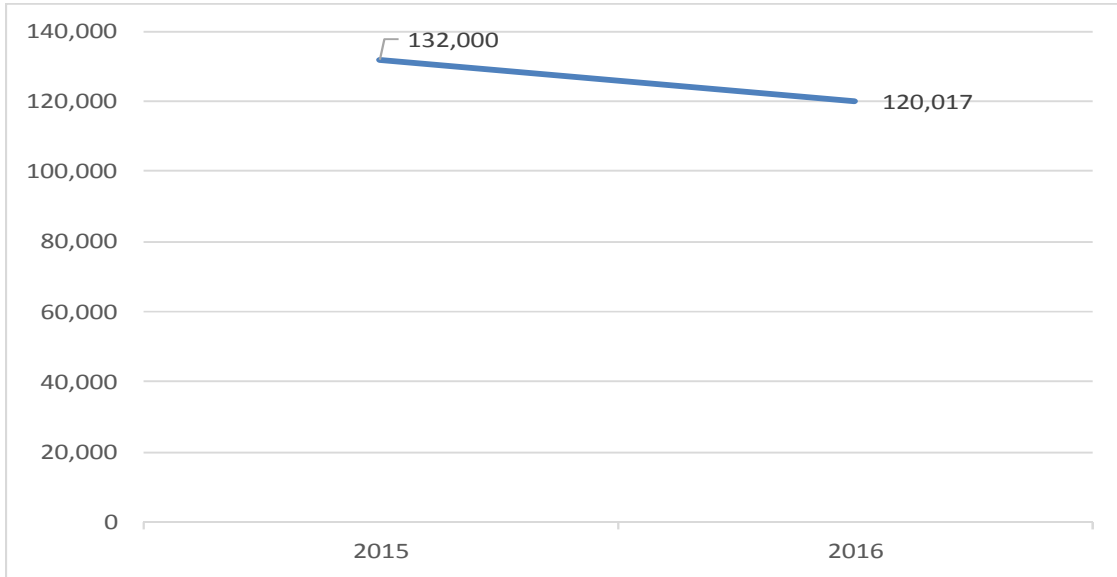


Table 6. Contribution pension age according to municipality

Municipality	Q1			Q2			Q3			Q4		
	Male	Female	Total	Male	Female	Total	Male	Female	Total	Male	Female	Total
Deçan	700	71	771	727	78	805	694	72	766	725	76	801
Gjakovë	2.228	967	3.195	2.260	999	3.259	2.210	970	3.180	2.242	1.015	3.257
Glogovc	1.025	27	1.052	1004	26	1.030	914	27	941	971	28	999
Gjilan	1.490	156	1.646	1.529	163	1.692	1.478	173	1.651	1.506	178	1.684
Dragash	637	29	666	639	30	669	634	30	664	648	33	681
Istog	631	81	712	653	88	741	634	88	722	655	96	751
Kaçanik	870	27	897	885	27	912	871	29	900	896	31	927
Klinë	639	29	668	635	27	662	616	26	642	610	26	636
Fushë Kosovë	722	25	747	718	27	745	699	29	728	698	28	726
Kamenicë	871	58	929	889	58	947	852	56	908	894	64	958
Mitrovicë	2.703	423	3.126	2.716	448	3.164	2.631	437	3.068	2.672	462	3.134
Leposaviq	15	-	15	16	-	16	17	-	17	15	-	15
Lipjan	1.206	34	1.240	1.217	36	1.253	1.168	38	1.206	1.216	44	1.260
Novobërdë	52	2	54	50	2	52	51	2	53	53	2	55
Obiliq	645	16	661	652	16	668	626	16	642	659	17	676
Rahovec	772	48	820	780	49	829	763	48	811	782	52	834
Pejë	2.491	702	3.193	2.554	731	3.285	2.462	730	3.192	2.522	750	3.272
Podujevë	2.164	69	2.233	2.193	70	2.263	2.121	71	2.192	2.189	74	2.263
Prishtinë	4.963	1.016	5.979	4.996	1.043	6.039	4.783	1.017	5.800	4.841	1.061	5.902
Prizren	3.194	880	4.074	3.181	893	4.074	3.131	892	4.023	3.178	922	4.100
Skenderaj	1.148	50	1.198	1.199	54	1.253	1.116	53	1.169	1.182	58	1.240
Shtime	379	12	391	394	12	406	372	12	384	401	14	415
Shtërpcë	64	2	66	64	2	66	68	1	69	72	2	74
Suharekë	1.008	28	1.036	1.025	30	1.055	992	36	1.028	1.006	36	1.042
Ferizaj	1.850	145	1.995	1.864	148	2.012	1.840	142	1.982	1.895	153	2.048
Viti	618	33	651	618	35	653	609	33	642	636	34	670
Vushtrri	2.039	109	2.148	2.113	118	2.231	2.040	118	2.158	2.074	124	2.198
Zubin Potok	40	-	40	40	-	40	36		36	37	-	37
Zveçan	36	2	38	39	2	41	38	2	40	41	2	43
Malishevë	586	13	599	593	13	606	583	12	595	603	11	614
Junik	:	:	:	:	:	:	:	:	:	:	:	:
Mamushë	:	:	:	:	:	:	:	:	:	:	:	:
Graçanicë	1	1	2	1	1	2	1	1	2	2	1	3
Hani i Elezit	:	:	:	:	:	:	:	:	:	:	:	:
Ranillug	:	:	:	:	:	:	:	:	:	:	:	:
Partesh	:	:	:	:	:	:	:	:	:	:	:	:
Kllokot	:	:	:	:	:	:	:	:	:	:	:	:
Northern Mitrovica	:	:	:	:	:	:	:	:	:	:	:	:
Total	35.787	5.055	40.842	36.244	5.226	41.470	35.050	5.161	40.211	35.921	5.394	41.315

Graph 5. Contribution pension age according to gender in percentage

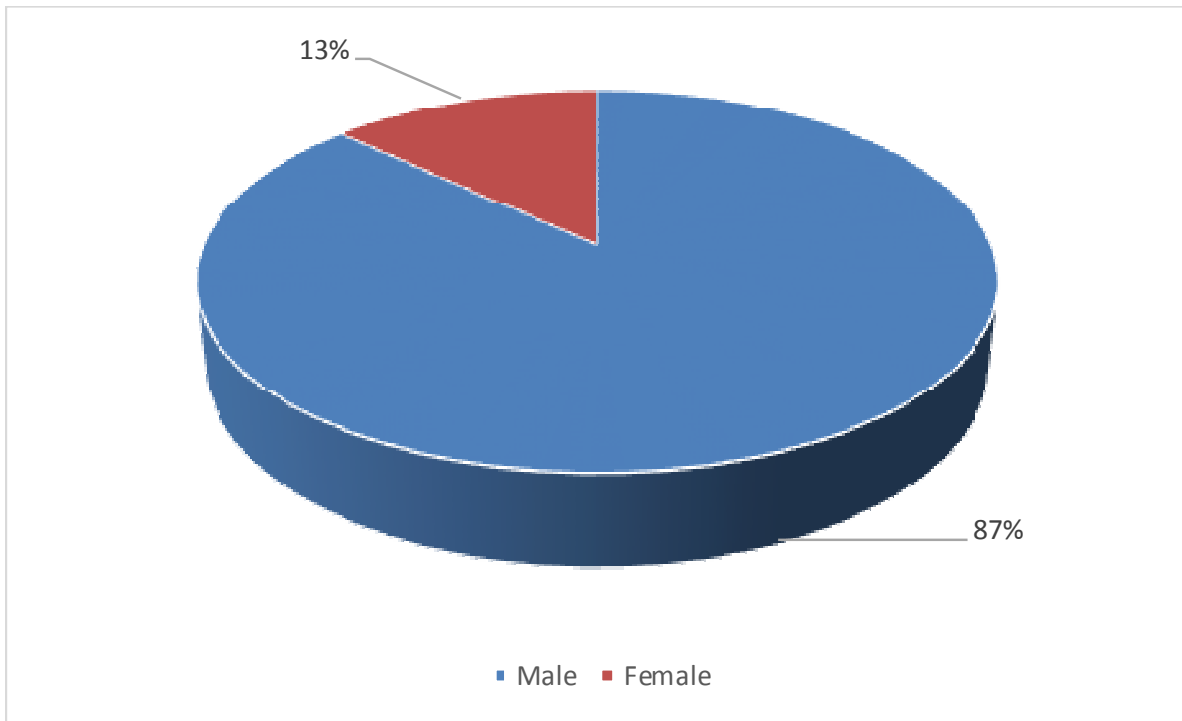
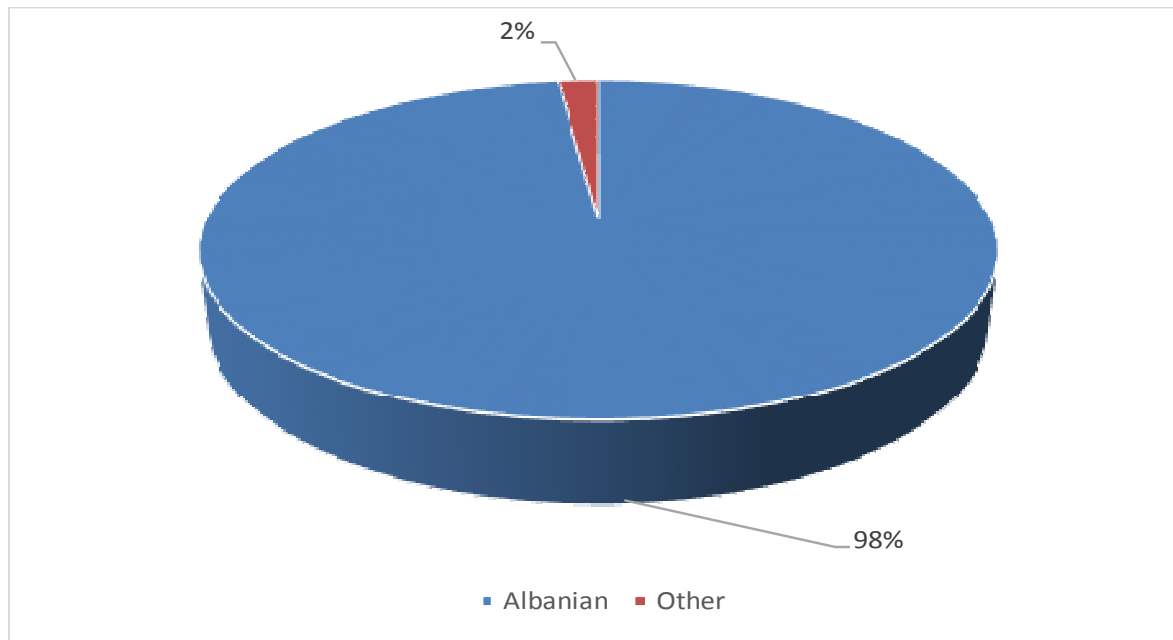


Table 7. Contribution pension age according to nationality

Period	Albanian	Other ⁷	Total
Q1	40,043	799	40,842
Q2	40,659	811	41,470
Q3	39,414	797	40,211
Q4	40,514	801	41,315

Graph 6. Contribution pension age according to nationality in percentage



⁷ In others are included number of Serbs and other non-Albanian nationalities living in Kosovo and who benefit from the pension age

Table 8. Contribution pension age in the years 2015 / 2016

Period	Year	
	2015	2016
Q1	38,765	40,842
Q2	39,047	41,470
Q3	39,827	40,211
Q4	40,365	41,315

The number of people who have benefited from the Contribution pension age was 41,315. Compared to 2015, there was an increase in the number of Contribution pensioners to 950 or expressed in percentage 2,3%.

Graph 7. The number of beneficiaries by pension paid contribution according to age, 2015/2016

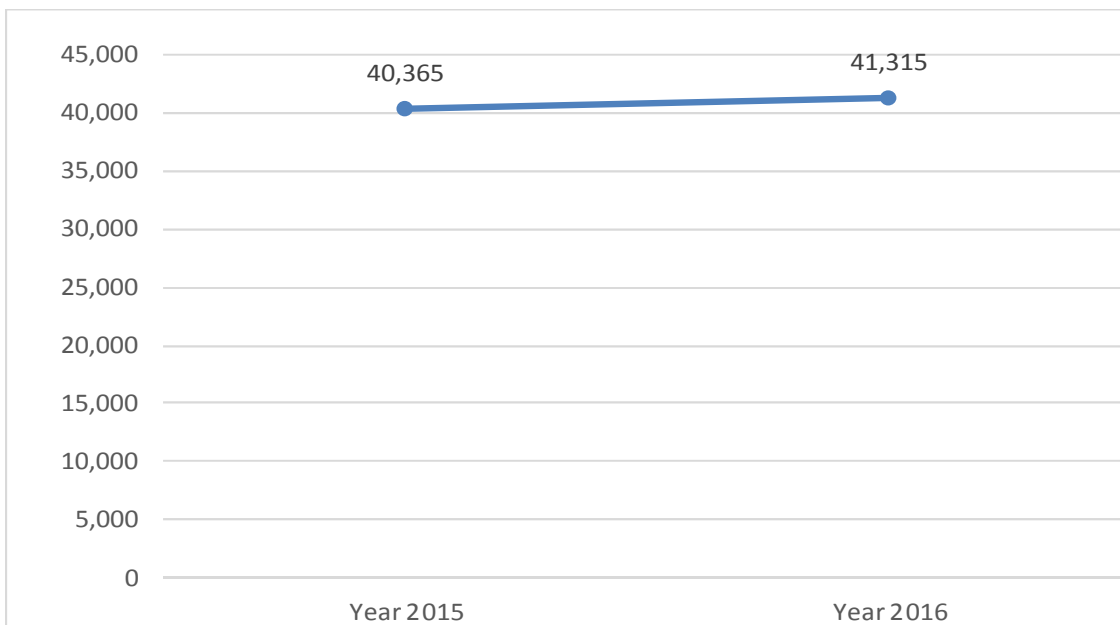


Table 9. Pensions of persons with special needs according to municipality

Municipality	Q1			Q2			Q3			Q4		
	Male	Female	Total	Male	Female	Total	Male	Female	Total	Male	Female	Total
Deçan	194	162	356	196	174	370	188	183	371	181	185	366
Gjakovë	618	520	1,138	621	539	1,160	619	543	1,162	628	551	1,179
Glogovc	238	311	549	249	317	566	242	314	556	238	326	564
Gjilan	610	527	1,137	636	563	1,199	652	573	1,225	662	587	1,249
Dragash	235	194	429	236	194	430	231	199	430	243	204	447
Istog	239	206	445	238	209	447	241	215	456	233	203	436
Kaçanik	249	200	449	252	209	461	247	207	454	257	221	478
Klinë	200	153	353	203	162	365	215	164	379	217	159	376
Fushë Kosovë	84	93	177	87	99	186	92	99	191	93	95	188
Kamenicë	287	274	561	312	288	600	316	298	614	316	311	627
Mitrovicë	573	723	1,296	576	739	1,315	599	777	1,376	613	770	1,383
Leposaviq	48	46	94	39	42	81	51	46	97	47	47	94
Lipjan	343	335	678	354	343	697	354	345	699	351	355	706
Novobërdë	17	19	36	21	21	42	21	22	43	20	21	41
Obiliq	70	116	186	72	118	190	69	115	184	67	114	181
Rahovec	306	262	568	294	262	556	285	261	546	302	276	578
Pejë	570	562	1,132	585	580	1,165	590	595	1,185	576	586	1,162
Podujevë	541	592	1,133	551	597	1,148	565	611	1,176	566	626	1,192
Prishtinë	869	833	1,702	884	852	1,736	881	75	956	916	888	1,804
Prizren	924	817	1,741	939	843	1,782	943	1,629	2,572	955	871	1,826
Skenderaj	360	374	734	363	382	745	362	391	753	362	398	760
Shtime	113	100	213	115	105	220	111	105	216	113	108	221
Shtërpcë	55	56	111	53	57	110	53	57	110	54	60	114
Suharekë	335	298	633	360	304	664	359	297	656	371	318	689
Ferizaj	486	448	934	498	457	955	496	457	953	519	463	982
Viti	280	231	511	284	246	530	292	233	525	292	238	530
Vushtrri	496	531	1,027	507	530	1,037	511	544	1,055	511	539	1,050
Zubin Potok	20	13	33	16	11	27	16	18	34	18	20	38
Zveçan	5	14	19	5	11	16	7	12	19	6	12	18
Malishevë	281	250	531	290	250	540	283	255	538	291	263	554
Junik	:	:	:	:	:	:	:	:	:	:	:	:
Mamushë	:	:	:	:	:	:	:	:	:	:	:	:
Graçanicë	:	:	:	:	:	:	:	:	:	:	:	:
Hani i Elezit	:	:	:	:	:	:	:	:	:	:	:	:
Ranillug	:	:	:	:	:	:	:	:	:	:	:	:
Partesh	:	:	:	:	:	:	:	:	:	:	:	:
Klokot	:	:	:	:	:	:	:	:	:	:	:	:
Northern Mitrovica	:	:	:	:	:	:	:	:	:	:	:	:
Total	9,646	9,260	18,906	9,836	9,504	19,340	9,891	9,640	19,531	10,018	9,815	19,833

Graph 8. Pensions of persons with special needs according to gender in percentage

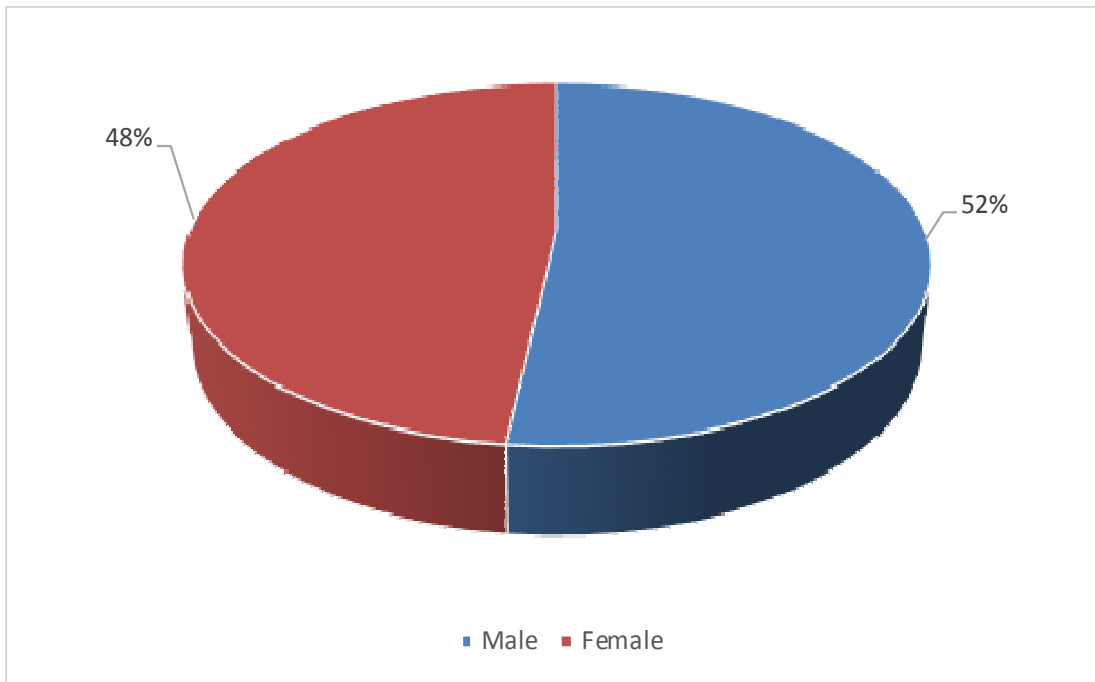


Table 10. Pensions of persons with special needs according to nationality

Period	Albanian	Other ⁸	Total
Q1	17,061	1,845	18,906
Q2	17,519	1,821	19,340
Q3	17,680	1,851	19,531
Q4	17,927	1,906	19,833

Graph 9. Pensions of persons with special needs according to nationality in percentage

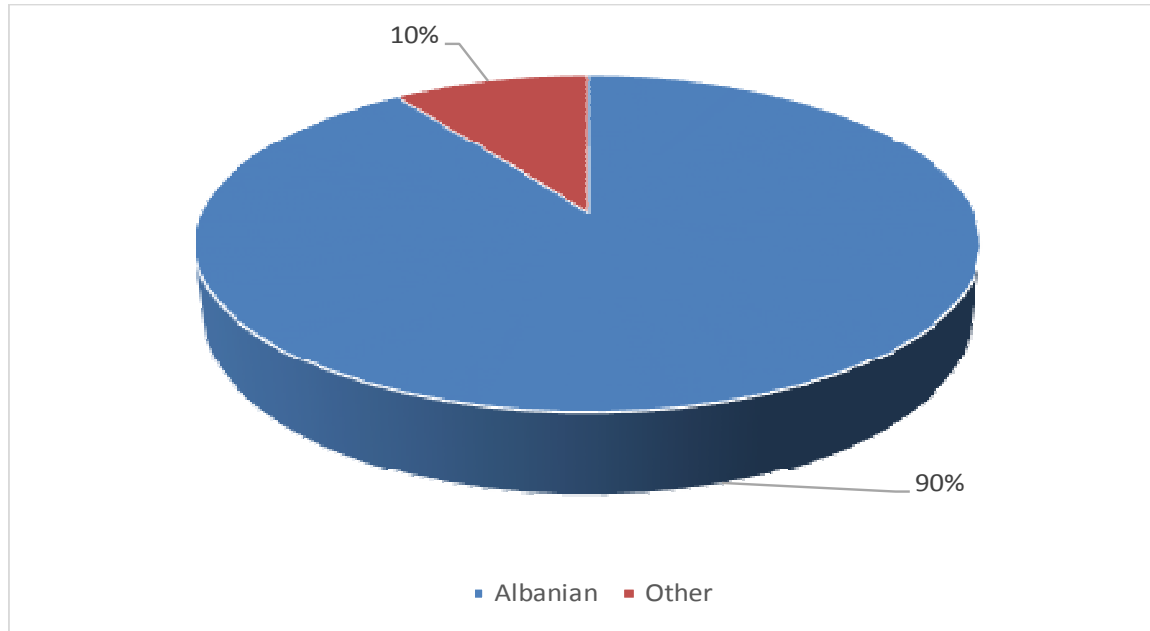


Table 11. Pensions of persons with special needs in the years 2015 / 2016

Period	Year	
	2015	2016
Q1	18,306	18,906
Q2	18,754	19,340
Q3	19,014	19,531
Q4	19,056	19,833

The number of people who have benefited from the disability pension was 19,833. Compared with 2015, there was an increase in the number of beneficiaries of this pension scheme of 777 or expressed in percentage 3,9%.

⁸ In others are included number of Serbs and other non-Albanian nationalities living in Kosovo and who benefit from the pension of persons with special needs

Graph 10. Pensions of persons with special needs in the years 2015 / 2016

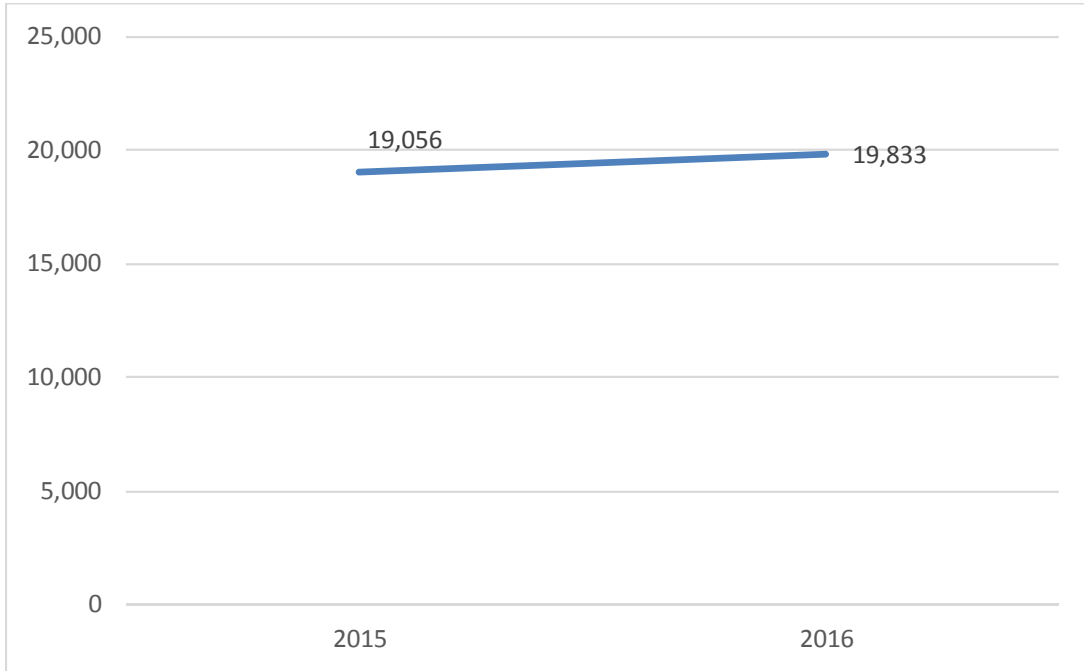


Table 12. Scheme for children with special needs according to municipality and gender (age 0-18)

Municipality	Q1			Q2			Q3			Q4		
	Male	Female	Total	Male	Female	Total	Male	Female	Total	Male	Female	Total
Deçan	29	21	50	29	21	50	29	21	50	28	21	49
Gjakovë	104	61	165	107	64	171	108	64	172	107	65	172
Glllogovc	49	42	91	49	43	92	49	43	92	46	44	90
Gjilan	88	61	149	94	65	159	94	66	160	95	68	163
Dragash	13	19	32	13	19	32	13	19	32	15	19	34
Istog	31	24	55	31	25	56	31	25	56	29	25	54
Kaçanik	36	25	61	38	25	63	38	25	63	39	23	62
Klinë	39	25	64	42	26	68	42	26	68	40	26	66
Fushë Kosovë	28	30	58	30	31	61	30	31	61	31	32	63
Kamenicë	27	17	44	28	17	45	28	17	45	27	19	46
Mitrovicë	76	70	146	78	72	150	78	72	150	77	72	149
Leposaviq	16	5	21	16	5	21	16	5	21	14	5	19
Lipjan	61	36	97	62	38	100	63	39	102	65	40	105
Novobërdë	6	13	19	6	13	19	7	13	20	7	13	20
Obiliq	22	17	39	22	17	39	22	17	39	18	12	30
Rahovec	60	34	94	61	36	97	61	36	97	62	37	99
Pejë	67	48	115	68	49	117	68	49	117	68	49	117
Podujevë	75	47	122	75	51	126	76	51	127	71	53	124
Prishtinë	150	116	266	155	124	279	158	125	283	163	125	288
Prizren	134	86	220	140	91	231	140	91	231	147	88	235
Skenderaj	61	39	100	63	40	103	63	41	104	62	40	102
Shtime	16	16	32	16	17	33	16	17	33	17	19	36
Shtërpcë	7	8	15	9	8	17	9	8	17	10	8	18
Suharekë	51	30	81	53	32	85	53	32	85	53	33	86
Ferizaj	78	52	130	79	55	134	79	55	134	81	57	138
Viti	34	33	67	36	35	71	36	35	71	36	34	70
Vushtrri	67	49	116	68	51	119	68	51	119	69	51	120
Zubin Potok	5	7	12	5	7	12	5	7	12	4	8	12
Zveçan	6	5	11	6	5	11	6	5	11	6	5	11
Malishevë	42	38	80	45	38	83	47	39	86	47	39	86
Junik	-	-	-	-	-	-	-	-	-	-	-	-
Mamushë	-	-	-	-	-	-	-	-	-	1	-	1
Graçanicë	13	9	22	15	10	25	15	10	25	15	12	27
Hani i Elezit	4	5	9	4	5	9	4	5	9	4	5	9
Ranillug	1	1	2	1	2	3	1	2	3	2	2	4
Partesh	3		3	3	-	3	3		3	3	-	3
Kllokot	3	3	6	3	3	6	3		3	3	3	6
Northern Mitrovica	13	11	24	13	11	24	13	11	24	12	11	23
Total	1,515	1,103	2,618	1,563	1,151	2,714	1,572	1,153	2,725	1,574	1,163	2,737

Graph 11. Scheme for children with special needs according to gender in percentage

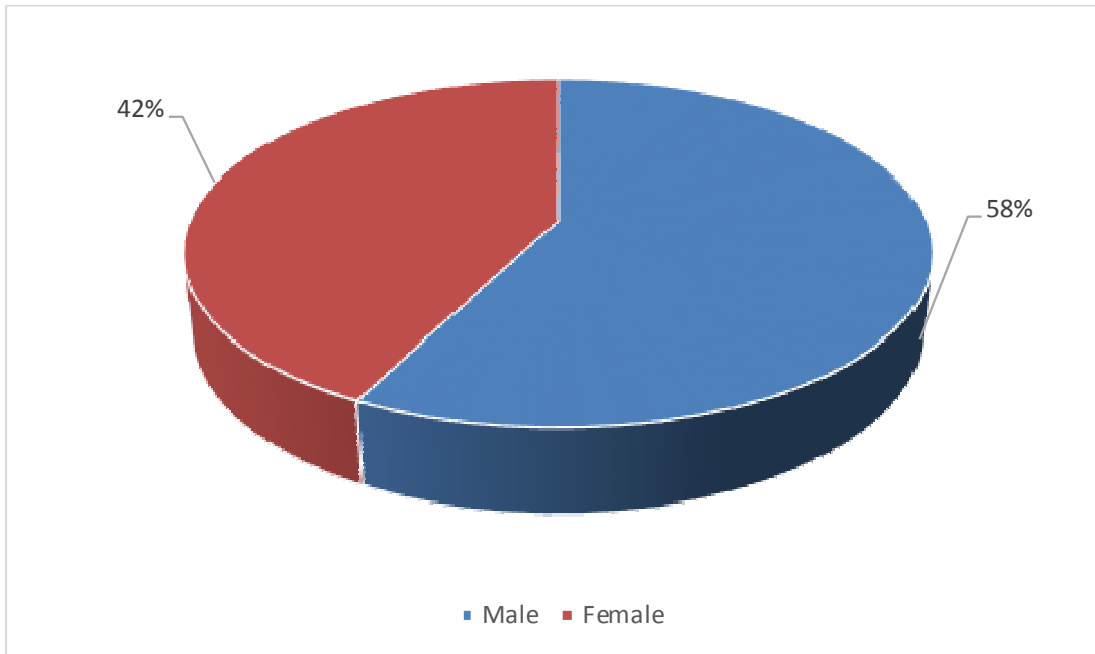


Table 13. Scheme for children with special needs in the years 2015 / 2016

Period	Year	
	2015	2016
Q1	2,886	2,618
Q2	2,835	2,714
Q3	2,745	2,728
Q4	2,528	2,737

Number of families who have benefited from this scheme was 2,737. Compared with 2015, there was an increase in the number of beneficiaries of this scheme for 209 or expressed in percentage 7,6%.

Graph 12. Scheme for children with special needs in the years 2015 / 2016

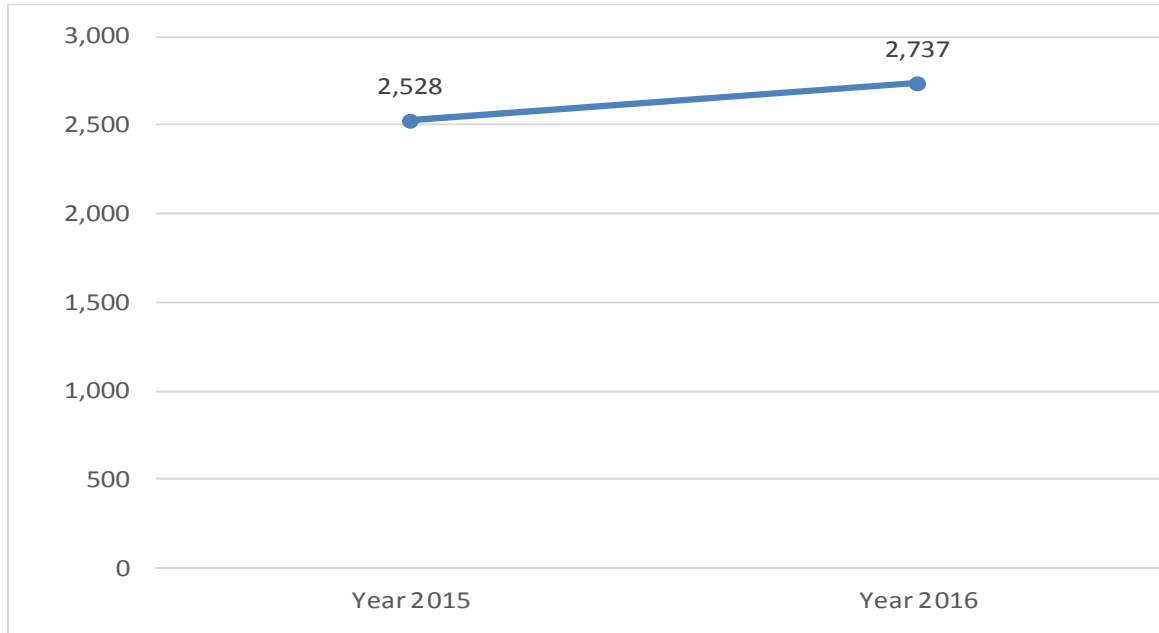


Table 14. The pension scheme for the families of martyrs and war invalids by municipality

Municipality	Families of martyrs and war invalids			
	Q1	Q2	Q3	Q4
Deçan	521	524	521	522
Gjakovë	1,068	1,077	1,079	1,073
Gllgovc	1,296	1,306	1,301	1,280
Gjilan	153	155	157	151
Dragash	29	29	29	28
Istog	191	192	193	192
Kaçanik	243	245	247	244
Klinë	482	487	485	483
Fushë Kosovë	154	161	160	164
Kamenicë	41	41	40	40
Mitrovicë	620	622	616	604
Leposaviq	1	2	2	2
Lipjan	227	228	228	227
Novobërdë	4	4	4	4
Obiliq	115	115	115	109
Rahovec	687	689	689	688
Pejë	793	797	793	781
Podujevë	891	908	897	882
Prishtinë	1,024	1,037	1,029	1,017
Prizren	628	634	630	624
Skënderaj	1,300	1,306	1,299	1,280
Shtime	205	207	205	205
Shtërpcë	28	30	30	30
Suharekë	587	587	579	571
Ferizaj	280	283	280	282
Viti	74	74	74	72
Vushtri	570	569	568	555
Zubin Potok	8	8	8	8
Zveçan	3	3	3	3
Malishevë	435	437	435	435
Junik	96	96	96	95
Mamushë	8	9	8	7
Hani i Elezit	16	16	16	16
Graçanicë	3	3	3	3
Ranillug	-	-	-	-
Partesh	1	1	1	1
Klllokot	-	-	-	-
Northern Mitrovica	2	2	2	2
Total	12,784	12,884	12,822	12,680

Table 15. The pension scheme for the families of martyrs and war invalids by age

Period	Age							Total
	< 18	18 -25	26 - 35	36 - 45	46 - 55	56 - 65	65>	
Q1	9	261	606	2,719	3,152	2,775	3,262	12,784
Q2	9	275	618	2,795	3,173	2,796	3,268	12,934
Q3	8	280	614	2,738	315	2,789	3,234	9,978
Q4	1	273	495	2,567	3,163	2,933	3,248	12,680

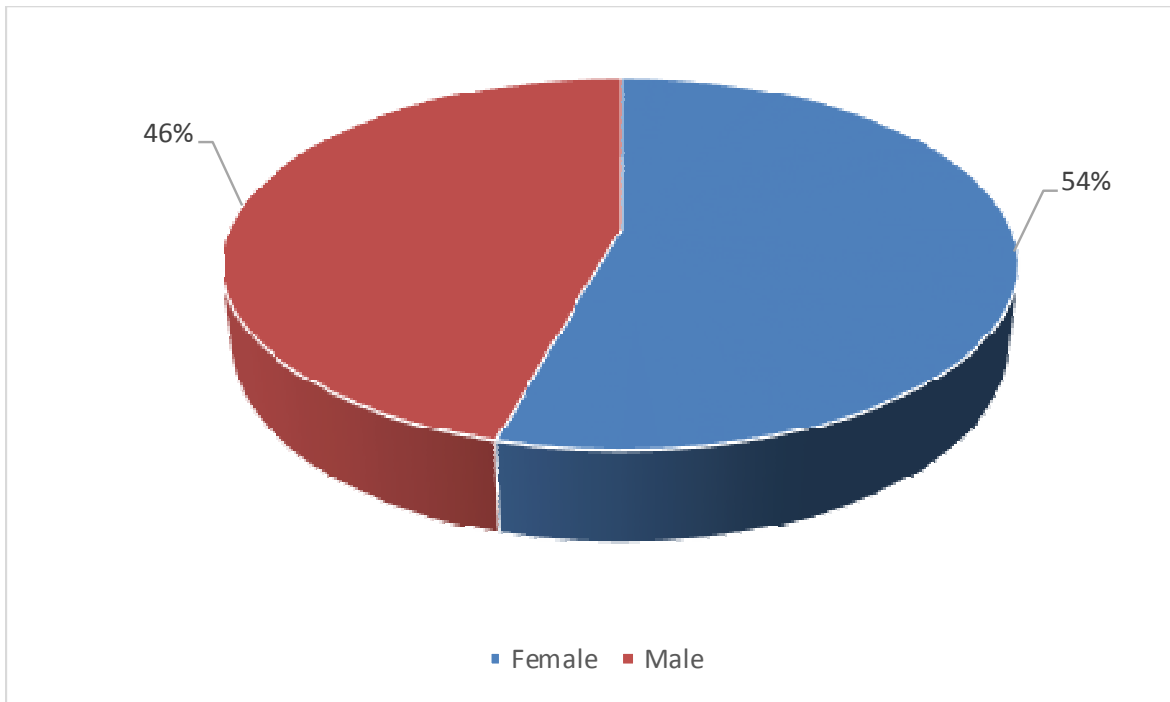
Table 16. The pension scheme for the families of martyrs and war invalids by category

Category	Total			
	Q1	Q2	Q3	Q4
War Invalids	3,415	3,435	3,421	3,423
Families of missing civilians	359	368	365	363
Custodians for civilian invalids	35	35	35	33
Civilian invalid of war	2,038	2,066	2,047	1,975
Families of civilian victims	4,634	4,659	4,633	4,573
Families of KLA martyrs	1,972	1,983	1,975	1,964
Custodians for war invalids	74	74	73	73
Families of the missing KLA	20	20	20	20
Families of war invalids after death	138	143	151	153
Civilian invalids family after death	99	101	102	103
Total	12,784	12,884	12,822	12,680

Table 17. The pension scheme for the families of martyrs and war invalids by nationality

Period	Albanian		Other ⁹		Total
	Female	Male	Female	Male	
Q1	6,648	6,033	82	21	12,784
Q2	6,697	6,081	85	21	12,884
Q3	6,683	6,033	84	22	12,822
Q4	6,790	5,783	85	22	12,680

Graph 13. The pension scheme for the families of martyrs and war invalids by gender



⁹ In others are included number of Serbs and other non-Albanian nationalities living in Kosovo and who benefit from the pension scheme of the families of martyrs and war invalids

Table 18. The pension scheme for the families of martyrs and war invalids in 2015 / 2016

Period	Year	
	2015	2016
Q1	12,985	12,784
Q2	13,047	12,884
Q3	12,965	12,822
Q4	12,951	12,680

The number of beneficiaries of the scheme to the families of martyrs and war invalids in 2016 was 12,680. Compared with 2015, there is a decreasing number of beneficiaries of this scheme for 271 or expressed in percentage to 2%.

Graph 14. The pension scheme for the families of martyrs and war invalids in 2015 / 2016

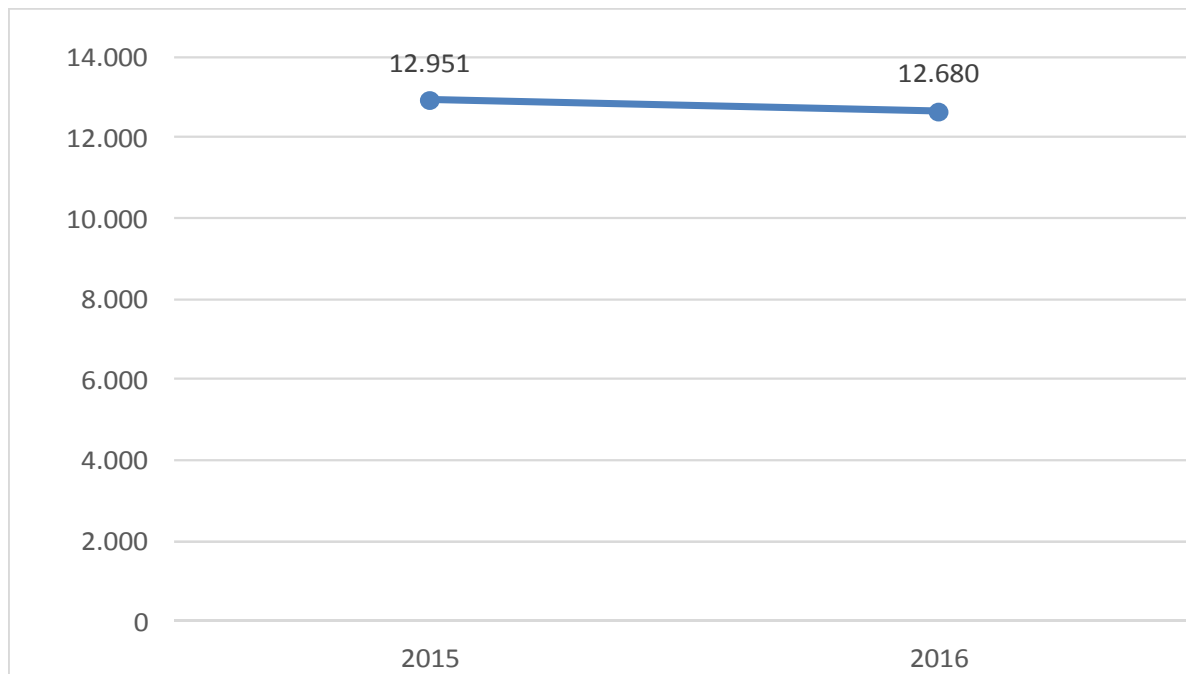


Table 19. The pension scheme for war veterans according to municipality

Municipality	Q1	Q2	Q3	Q4
Deçan	1,526	1,710	3,051	3,126
Gjakovë	1,376	1,682	2,408	2,438
Gllgovc	1,270	1,476	1,589	1,535
Gjilan	622	667	709	709
Dragash	197	218	227	224
Istog	242	410	488	491
Kaçanik	944	976	1,046	1,041
Klinë	991	1,186	1,338	1,335
Fushë Kosovë	146	172	192	191
Kamenicë	142	167	174	174
Mitrovicë	394	437	479	475
Leposaviq	3	3	4	4
Lipjan	317	405	474	470
Novobërdë	14	16	17	17
Obiliq	117	117	126	125
Rahovec	577	665	1,175	1,181
Pejë	1,108	1,573	2,285	2,313
Podujevë	1,441	1,701	1,740	1,709
Prishtinë	1,449	1,790	1,957	1,930
Prizren	1,248	1,481	1,646	1,635
Skenderaj	2,067	2,325	2,457	2,425
Shtime	361	416	494	494
Shtërpcë	45	49	60	60
Suharekë	1,143	1,257	1,435	1,420
Ferizaj	646	730	811	806
Viti	177	205	218	218
Vushtrri	470	502	563	562
Zubin Potok	-	-	-	-
Zveçan	3	3	3	3
Malishevë	868	1,004	1,092	1,086
Junik	-	-	10	10
Mamushë	-	-	-	-
Graçanicë	-	-	-	-
Hani i Elezit	-	-	-	-
Ranillug	-	-	-	-
Partesh	-	-	-	-
Kllokot	-	-	-	-
Northern Mitrovica	-	-	-	-
Total	19,904	23,343	28,268	28,207

The number of beneficiaries of the pension scheme for war veterans was 28,207. The largest number of beneficiaries was in Deçani municipality with a total of 3,126 or 11% of the total.

Table 20. The pension scheme for war veterans according to age

Period	Age							Total
	< 18	18 -25	26 - 35	36 - 45	46 - 55	56 - 65	65>	
Q1	24	13	1,261	9,836	5,431	2,454	885	19,904
Q2	6	14	1,562	11,542	6,398	2,857	973	23,352
Q3	1	15	1,859	13,649	7,883	3,683	1,178	28,268
Q4	2	10	821	13,577	8,350	4,104	1,343	28,207

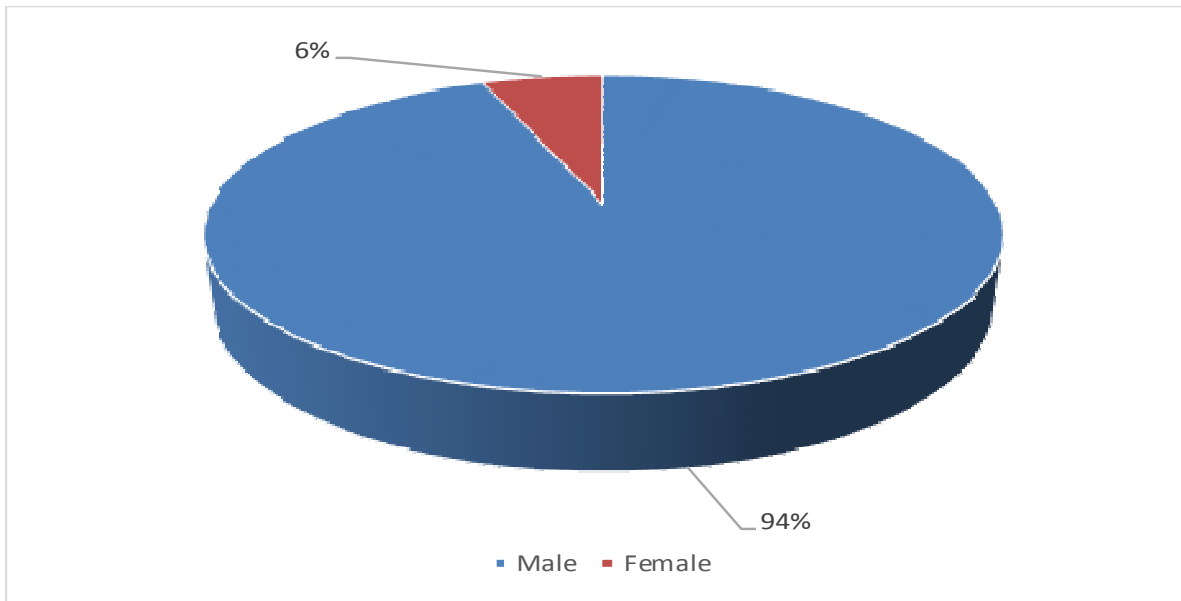
Table 21. The pension scheme for war veterans according to category

Category	Q1	Q2	Q3	Q4
Veteran of KLA	19,077	22,415	27,161	27,057
The veteran's family after his/her death	827	937	1,107	1,150
Total	19,904	23,352	28,268	28,207

Table 22. The pension scheme for war veterans according to nationality

Period	Albanian		Other ¹⁰		Total
	Male	Female	Male	Female	
Q1	1,101	18,799	4	-	19,904
Q2	1,311	22,033	8	-	23,352
Q3	26,666	1,594	8	-	28,268
Q4	26,553	1,646	8	-	28,207

Graph 15. The pension scheme for war veterans according to gender



¹⁰ In others are included number of Serbs and other non-Albanian nationalities living in Kosovo and who benefit from the pension scheme for war veterans.

Table 23. Pension scheme of Kosovo Protection Corps (KPC) according to municipality

Municipality	Q1	Q2	Q3	Q4
Deçan	40	41	36	43
Gjakovë	32	31	27	33
Gillogovc	70	70	44	71
Gjilan	16	16	14	17
Dragash	3	3	3	3
Istog	8	8	6	8
Kaçanik	28	28	26	28
Klinë	14	14	14	14
Fushë Kosovë	9	9	9	9
Kamenicë	7	7	6	7
Mitrovicë	68	67	57	68
Leposaviq	-	-	-	-
Lipjan	27	27	24	28
Novobërdë	-	-	-	-
Obiliq	2	2	-	2
Rahovec	17	19	17	20
Pejë	33	33	26	34
Podujevë	52	52	30	55
Prishtinë	78	79	64	83
Prizren	64	67	57	68
Skënderaj	111	113	70	117
Shtime	18	22	14	22
Shtërpcë	4	4	4	4
Suharekë	38	41	32	42
Ferizaj	26	26	23	26
Viti	7	7	6	6
Vushtrri	62	63	49	66
Zubin Potok	-	-	-	-
Zveçan	-	-	-	-
Malishevë	57	58	46	58
Junik	-	-	-	-
Mamushë	-	-	-	-
Hani i Elezit	-	-	-	-
Graçanicë	-	-	-	-
Ranillug	-	-	-	-
Partesh	-	-	-	-
Kllokot	-	-	-	-
Northern Mitrovica	-	-	-	-
Total	891	907	704	932

The number of beneficiaries of the Kosovo Protection Corps pensions was 932. The largest number of beneficiaries was in Skenderaj municipality with a total of 117 or 12.6% of the total.

Table 24. Pension scheme of the Kosovo Security Forces (KSF) according to municipality

Municipality	Q1	Q2	Q3	Q4
Deçan	5	5	4	6
Gjakovë	5	5	4	5
Glllogovc	15	16	13	19
Gjilan	4	5	5	7
Dragash	1	1	1	1
Istog	2	2	2	3
Kaçanik	2	2	3	3
Klinë	3	3	3	3
Fushë Kosovë	1	1		1
Kamenicë	2	2	2	2
Mitrovicë	11	12	13	13
Leposaviq	-	-	-	-
Lipjan	4	4	5	5
Novobërdë	-	-	-	-
Obiliq	3	3	3	3
Rahovec	3	3	3	3
Pejë	6	6	6	6
Podujevë	15	16	11	19
Prishtinë	21	23	18	27
Prizren	9	12	12	13
Skënderaj	14	15	10	17
Shtime	5	5	4	5
Shtërpçë	2	2	2	2
Suharekë	9	9	9	10
Ferizaj	14	16	15	16
Viti	3	3	3	3
Vushtrri	13	14	14	19
Zubin Potok	-	-	-	-
Zveçan	-	-	-	-
Malishevë	6	6	6	7
Junik	-	-	-	-
Mamushë	-	-	-	-
Hani i Elezit	-	-	-	-
Graçanicë	-	-	-	-
Ranillug	-	-	-	-
Partesh	-	-	-	-
Klllokot	-	-	-	-
Northern Mitrovica	-	-	-	-
Total	178	191	171	218

The number of beneficiaries of pensions of the Kosovo Security Forces was 218. The largest number of beneficiaries was in the municipality of Prishtina with a total of 27 or 12.3% of the total.

Table 25. Pension scheme of Trepça miners according to municipality

Municipality	Q1	Q2	Q3	Q4
Deçan	1	1	1	1
Gjakovë	2	2	2	2
Gillogovc	11	12	11	11
Gjilan	6	8	8	10
Dragash	-	-	-	-
Istog	-	-	-	-
Kaçanik	-	-	-	-
Klinë	-	-	-	-
Fushë Kosovë	11	12	12	13
Kamenicë	213	234	236	297
Mitrovicë	1,773	1,781	1,745	1,747
Leposaviq	9	9	9	9
Lipjan	383	390	376	378
Novobërdë	16	17	17	16
Obiliq	5	5	5	5
Rahovec	-	-	-	-
Pejë	-	-	-	-
Podujevë	57	58	56	56
Prishtinë	279	298	290	290
Prizren	1	1	1	1
Skënderaj	240	238	224	226
Shtime	5	5	4	3
Shtërpcë	-	-	-	-
Suharekë	-	-	-	-
Ferizaj	22	21	21	21
Viti	-	-	-	-
Vushtrri	311	309	301	300
Zubin Potok	13	12	12	12
Zveçan	15	16	14	13
Malishevë	2	1	1	1
Junik	-	-	-	-
Mamushë	-	-	-	-
Hani i Elezit	-	-	-	-
Graçanicë	-	-	-	-
Ranillug	-	-	-	-
Partesh	-	-	-	-
Kllokot	-	-	-	-
Northern Mitrovica	-	-	-	-
Total	3,375	3,430	3,346	3,412

The number of beneficiaries of Trepça pension's scheme was 3,412. The largest number of beneficiaries was in the municipality of Mitrovica with 1,747 or 51% of the total.

Table 26. The compensation scheme for blind persons according to municipality

Municipality	Q1	Q2	Q3	Q4
Deçan	40	41	38	36
Gjakovë	232	247	244	247
Glllogovc	87	96	91	99
Gjilan	198	231	242	250
Dragash	62	64	65	65
Istog	63	77	85	85
Kaçanik	68	74	79	82
Klinë	59	66	73	71
Fushë Kosovë	64	75	75	80
Kamenicë	74	86	83	85
Mitrovicë	172	200	215	219
Leposaviq	22	22	22	22
Lipjan	108	120	121	123
Novobërdë	29	31	31	33
Obiliq	26	33	35	37
Rahovec	89	97	98	97
Pejë	178	196	196	194
Podujevë	113	136	136	145
Prishtinë	341	379	382	396
Prizren	249	259	273	277
Skënderaj	93	99	99	103
Shtime	50	50	53	57
Shtërpcë	4	4	6	6
Suharekë	99	104	103	113
Ferizaj	211	240	261	266
Viti	83	96	99	102
Vushtrri	128	136	140	146
Zubin Potok	4	6	8	8
Zveçan	16	16	17	17
Malishevë	147	157	164	166
Junik	-	-	-	-
Mamushë	-	-	-	-
Hani i Elezit	-	-	-	-
Graçanicë	-	-	-	-
Ranillug	-	-	-	-
Partesh	-	-	-	-
Klllokot	-	-	-	-
Northern Mitrovica	-	-	-	-
Total	3.109	3.438	3.534	3.627

The number of beneficiaries of the compensation scheme for blind people was 3,627. The largest number of beneficiaries was in the municipality of Prishtina with 396 or 10.9% of the total.

Table 27. Children abandoned according to municipality

Municipality	Q1			Q2			Q3			Q4			Total
	Female	Male	Total	Female	Male	Total	Female	Male	Total	Female	Male	Total	
Deçan	-	-	-	-	-	-	-	-	-	-	-	-	-
Gjakovë	-	2	2	1	-	1	-	-	-	-	-	-	3
Glllogovc	-	-	-	-	1	1	-	-	-	-	-	-	1
Gjilan	2	-	2	1	-	1	1	1	2	1	-	1	6
Dragash	-	-	-	-	-	-	-	-	-	-	-	-	-
Istog	-	-	-	-	-	-	-	-	-	-	-	-	-
Kaçanik	-	-	-	-	-	-	-	-	-	-	-	-	-
Klinë	-	-	-	-	-	-	-	-	-	1	-	1	1
Fushë Kosovë	-	-	-	-	-	-	-	-	-	-	-	-	-
Kamenicë	-	-	-	-	1	1	-	1	1	-	-	-	2
Mitrovicë	-	-	-	-	-	-	-	-	-	-	2	2	2
Leposaviq	-	-	-	-	-	-	-	-	-	-	-	-	-
Lipjan	-	-	-	-	-	-	-	-	-	-	2	2	2
Novobërdë	-	-	-	-	-	-	-	-	-	-	-	-	-
Obiliq	-	-	-	-	-	-	-	1	1	-	-	-	1
Rahovec	-	-	-	-	-	-	-	-	-	-	-	-	-
Pejë	-	1	1	-	-	-	-	-	-	-	-	-	1
Podujevë	-	-	-	1	1	2	1	-	1	-	-	-	3
Prishtinë	-	1	1	2	-	2	1	1	2	1	-	1	6
Prizren	-	1	1	-	1	1	1	-	1	-	-	-	3
Skenderaj	-	-	-	-	-	-	-	-	-	-	-	-	-
Shtime	-	-	-	-	-	-	-	-	-	-	-	-	-
Shtërpcë	-	-	-	-	-	-	-	-	-	-	-	-	-
Suharekë	-	-	-	-	-	-	-	-	-	-	-	-	-
Ferizaj	-	1	1	1	-	1	-	1	1	-	1	1	4
Viti	-	-	-	-	1	1	-	-	-	-	-	-	1
Vushtrri	-	-	-	-	-	-	2	1	3	-	-	-	3
Zubin Potok	-	-	-	-	-	-	-	-	-	-	-	-	-
Zveçan	-	-	-	-	-	-	-	-	-	-	-	-	-
Malishevë	-	-	-	-	1	1	-	1	1	-	-	-	2
Junik	-	-	-	-	-	-	-	-	-	-	-	-	-
Mamushë	-	-	-	-	-	-	-	-	-	-	-	-	-
Hani i Elezit	-	-	-	-	-	-	-	-	-	-	-	-	-
Graçanicë	-	-	-	-	-	-	-	-	-	-	-	-	-
Ranillug	-	-	-	-	-	-	-	-	-	-	-	-	-
Partesh	-	-	-	-	-	-	-	-	-	-	-	-	-
Kllokot	-	-	-	-	-	-	-	-	-	-	-	-	-
Northern Mitrovica	-	-	-	-	-	-	-	-	-	-	-	-	-
Total	2	6	8	6	6	12	6	7	13	3	5	8	41

During 2016 were a total of 41 abandoned children. The largest number of abandoned children was recorded in the third quarter with a total of 13 abandoned children during this period.

Graph 16. Children abandoned according to gender in percentage

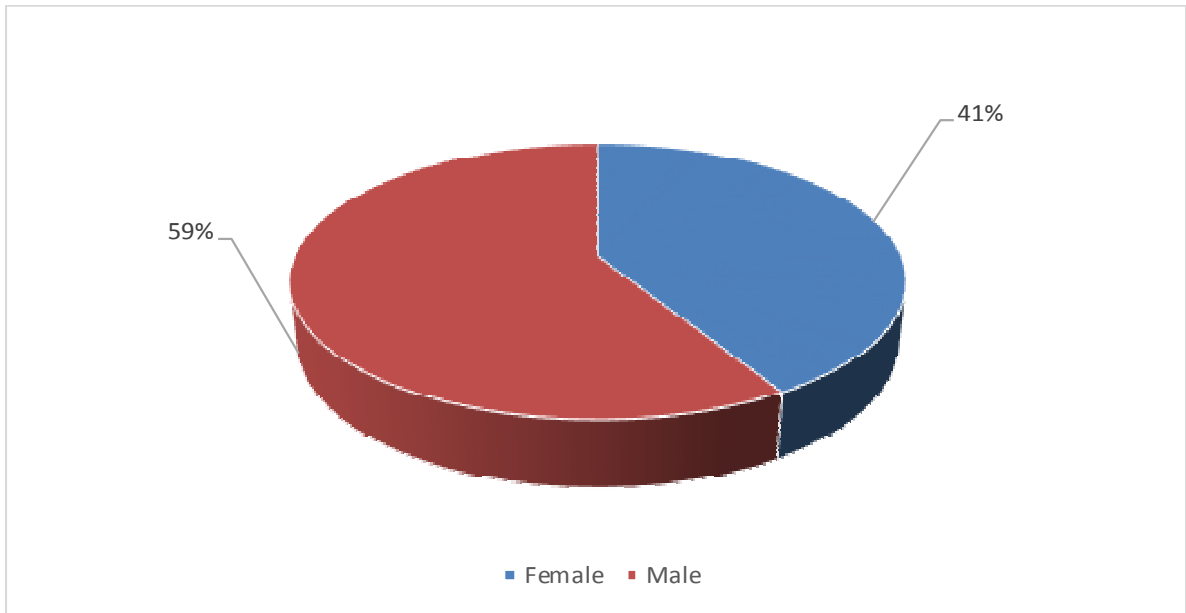


Table 28. Children abandoned in years 2015 / 2016

Period	Year	
	2015	2016
Q1	16	8
Q2	7	12
Q3	10	13
Q4	7	8
Total	40	41

Graph 17. Children abandoned in years 2015/2016

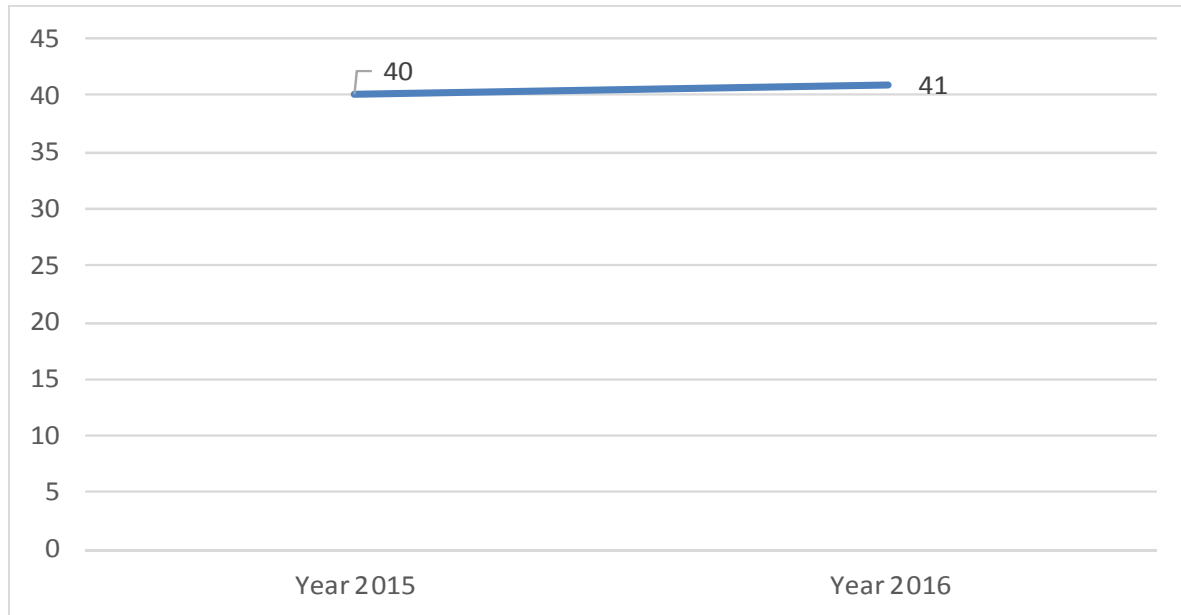


Table 29. The number of elderly persons without family care according to nationality placed in HEPFC in Prishtina and community housing

	Albanian	Serbian	Other ¹²	Total
Q1	90	11	11	112
Q2	91	10	11	112
Q3	88	11	11	110
Q4	87	11	9	107

Graph 18. Persons placed in HEPFC in Prishtina and in community housing according to nationality in percentage

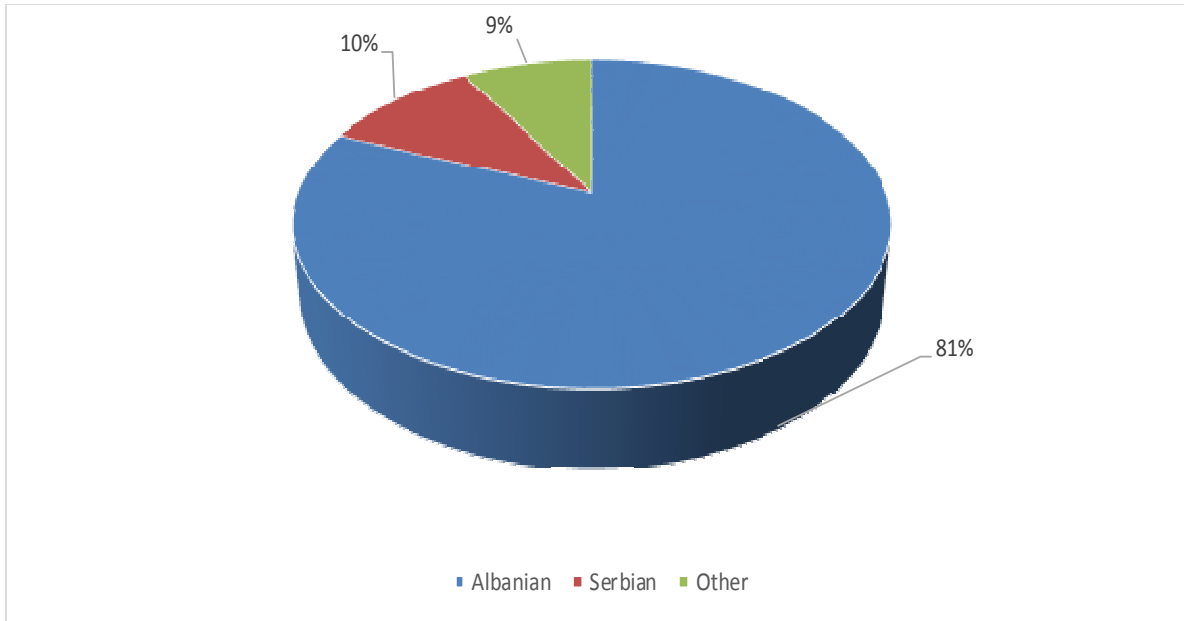
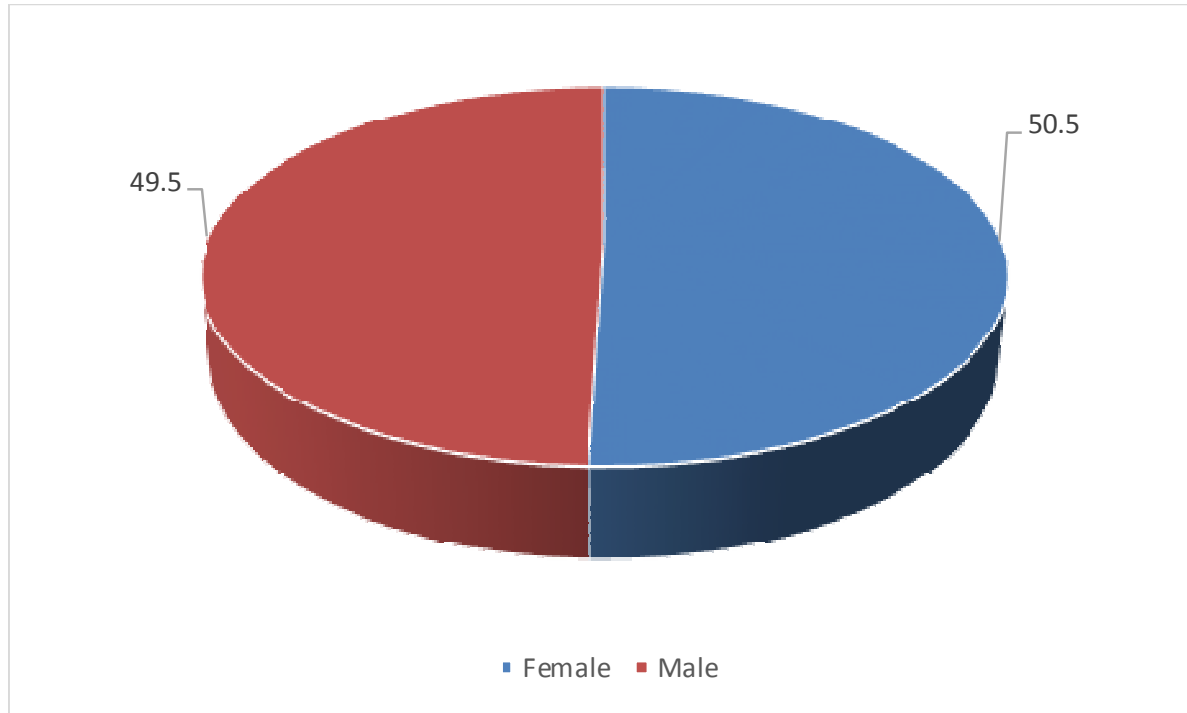


Table 30. The number of elderly persons without family care according to gender placed in HEPFC in Prishtina and community housing

Period	Female	Male	Total
Q1	57	55	112
Q2	54	58	112
Q3	54	56	110
Q4	54	53	107

Graph 19. Persons placed in HEPFC in Prishtina and community housing according to gender in percentage



¹² In others are included the number of persons placed in the elderly houses and without family care belonging to these ethnic nationalities: Turkish, Bosnian, Egyptian, Ashkali, Roma, Croats, etc.

Table 31. Persons placed in the HEPFC and community housing in the years 2014/2015

Period	Year	
	2015	2016
Q1	114	112
Q2	112	112
Q3	110	110
Q4	113	107

Number of persons accommodated in HEPFC in Prishtina and community housing in 2016 was 107. Compared with 2015, there is a small decrease of 6 persons or in percentage 5,3%.

Graph 20. The number of persons placed in houses for the elderly without family care in the years 2015 / 2016

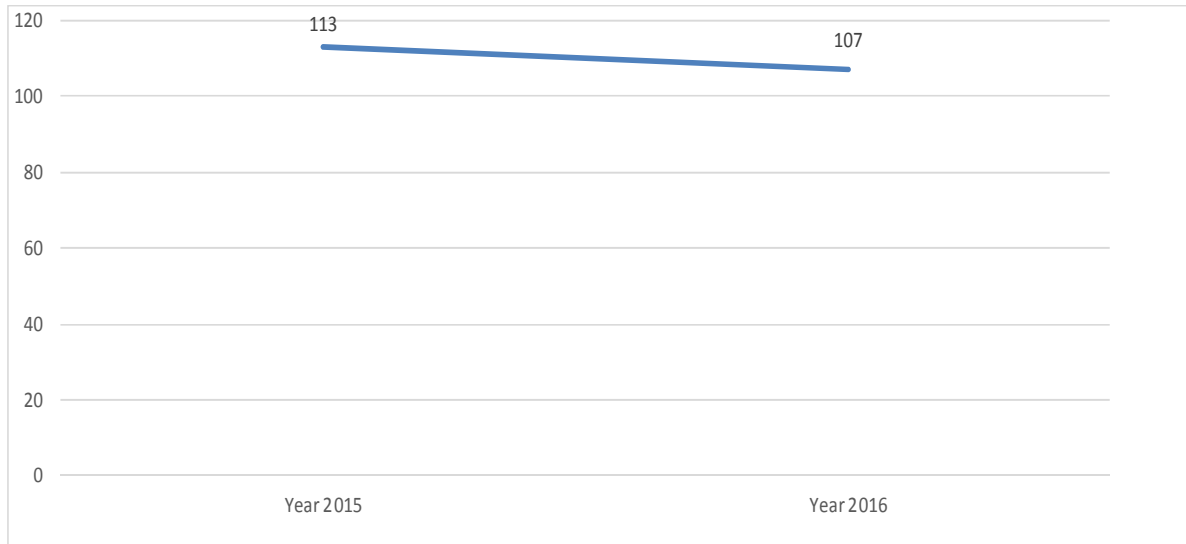


Table 32. People in the Institute of Shtime and community housing according to nationality

Period	Albanian	Serbian	Other ¹³	Total
Q1	90	26	21	137
Q2	87	26	20	133
Q3	87	26	19	132
Q4	87	26	18	131

Graph 21. People in the Institute of Shtime and community housing according to nationality in percentage

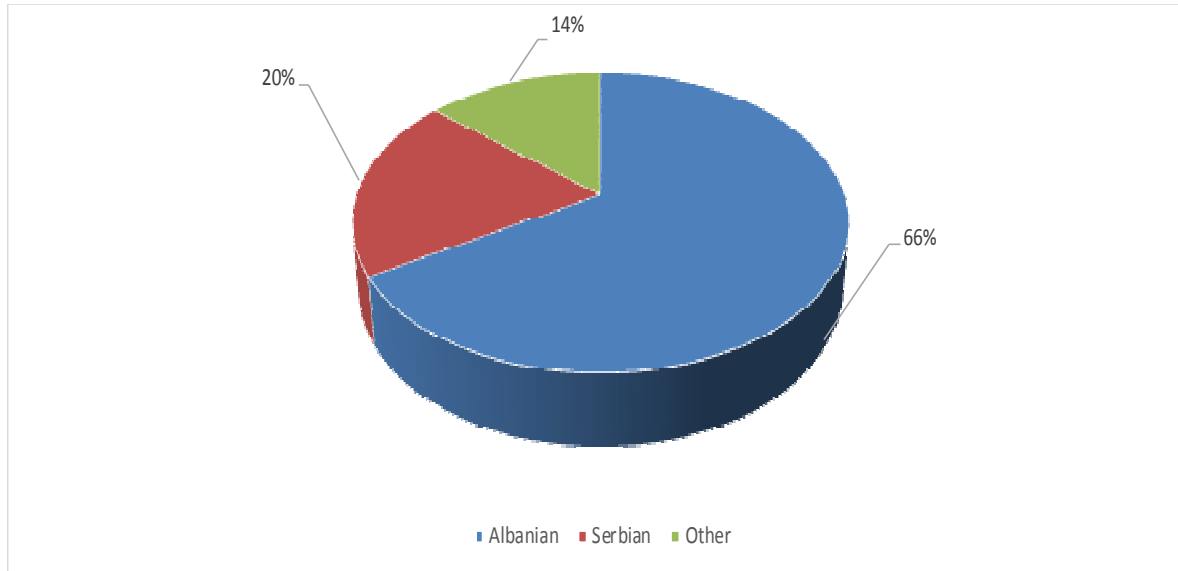
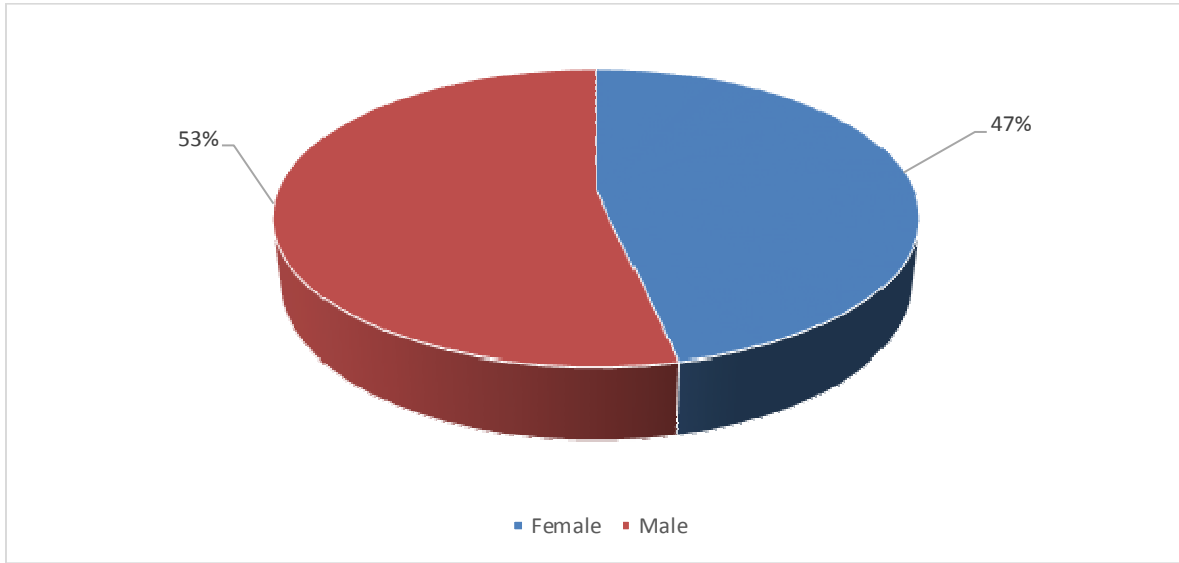


Table 33. The persons in the Special Institute of Shtime and community housing by gender

Period	Female	Male	Total
Q1	66	71	137
Q2	64	69	133
Q3	61	71	132
Q4	61	70	131

Graph 22. The persons in the Special Institute of Shtime and community housing according to gender and percentage



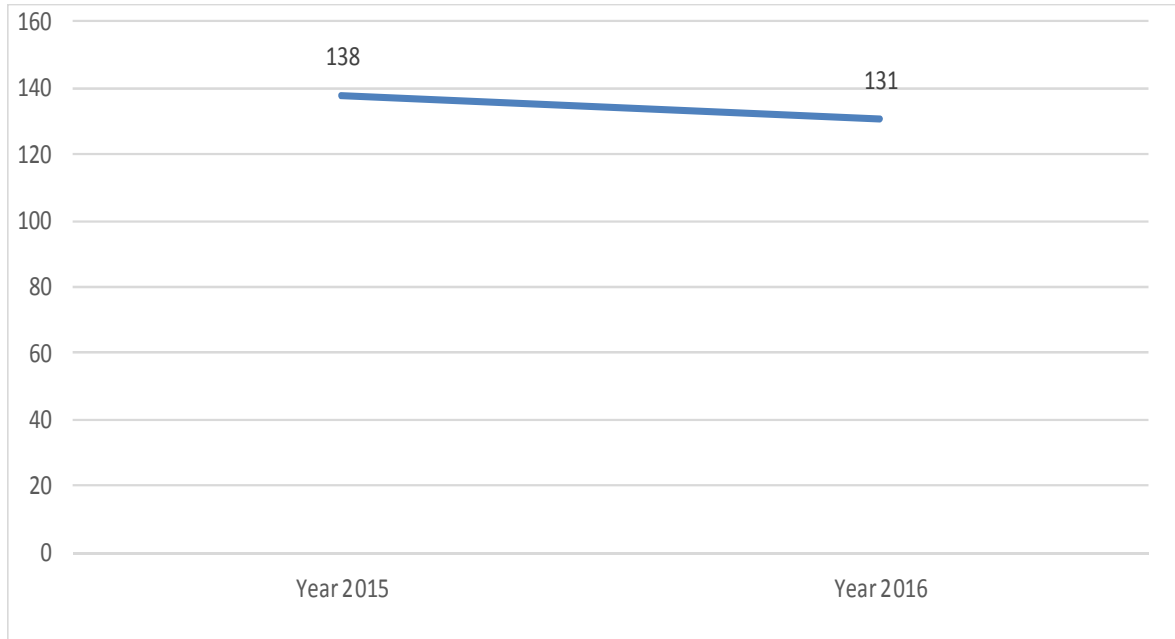
¹³In others are included the number of persons with mental special needs placed in the Institute of Shtime and 7 community housing belonging to these ethnic nationalities: Turkish, Bosnian, Egyptian, Ashkali, Roma, Croats, etc.

Table 34. The persons in the Special Institute of Shtime and community housing in the years 2015 / 2016

Period	Year	
	2015	2016
Q1	134	137
Q2	136	133
Q3	137	132
Q4	138	131

Number of persons placed in Special Institute of Shtime and community housing in 2016 was 131. Compared with 2015, the number of persons placed in SIS and community housing is lower for 7 or 5.1%.

Graph 23. Number of persons placed in Special Institute of Shtime and community housing in the years 2015 / 2016



Cataloguing in Publication - (CIP)
National Library of Kosovo "Pjetër Bogdani"

316:311(496.51)"2016"(048)

Social Welfare Statistics 2016 / Avni Kastrati, Naime Rexhepi, Ahmet Cakolli. – Pristina: Kosovo Agency of Statistics, 2017. 46 f. : ilustr. ; 28 cm. - (Series 5 : Social Statistics)

1. Kastrati, Avni 2. Rexhepi, Naime 3. Cakolli, Ahmet

ISBN 978-9951-22-348-5

Kosovo Agency of Statistics

short description

Kosovo Agency of Statistics is a professional institution which deals with collection, processing and publication of official statistical data. As such acts since 1948 and has passed through several historical stages, structured according to state regulation of those times.

On 2 August 1999, the Agency has resumed his professional work (after nine years of interruption of all statistical series detrimental to the interest of Kosovo), as an independent institution under the Ministry of Public Administration. Since 12.12.2011 the Agency operates in the frames of the Prime Minister's Office. Office is funded by the Kosovo Consolidated Budget, but also by donors for specific projects and for technical professional support.

Kosovo Agency of Statistics acts according to the Law No. 04/L-036 which entered into force on 12.12.2011. Programme of Official Statistics 2013/2017 is in implementation for the development of statistical system in correlation with the European Union statistics (EUROSTAT).

Kosovo Agency of Statistics has this organizational structure: production departments; (Department of Economic statistics and National Accounts, Department of Agriculture and Environment statistics and Department of Social statistics. **Support Departments**; Department of Methodology and Information Technology, Department of Policy Planning, Coordination and Communication, Department of Census and survey and Department of Administration. **Within the Agency are also established Regional Offices**; Gjakove, Gjilan, Mitrovica, Peja, Prizren, Pristina and Ferizaj

Number of employees and budget are still limited. In KAS are employed in total 143 workers, of whom 98 (68,58 %) at the headquarters of the Agency, while in the Regional Offices, 45 (31,5%). Agency's educational qualifying structure is as follows: 61,7% with university education, 15,4% with with non-tertiary education, and 17.5% with secondary education.

We have professional and technical cooperation with all Ministries of the Government of Kosovo, especially with the Ministry of Economy and Finance, Central Bank of Kosovo, with international institutions, EUROSTAT, International Monetary Fund, World Bank, Sweden's SIDA, DFID, UNFPA, UNDP, UNICEF, and with the statistical institutions of the countries in the region.

Kosovo Agency of Statistics almost completely covers the territory of Kosovo, based on the statistical structure of the enumeration areas as the basic unit and sole in the country from which it gets first hand information. All surveys conducted in the field use the extension of the samples in these enumeration areas but also a statistical methodology according to international recommendations. During the collection of statistical data and reports from reporting entities are involved professionals, technicians, administrators, servants of the country offices, field enumerators from regional offices, etc.

In 2011, the project of Population Census , Households and Dwellings was successfully implemented, and in 2014 was successfully carried out the Agriculture Census. The result obtained from these censuses will have an important role in the development policies.

The mission of the Agency; to meet the needs of users with qualitative statistical data, objective, in time and space so that users have reliable base to conduct regular analysis in the interest of planning and project development at the municipal and country level. To support government institutions, scientific institutes, research academies, businesses in order to provide proper information for decision-makers and other users in Kosovo.

- **Address: KOSOVO AGENCY OF STATISTICS**
Street. "Zenel Salihu", No. 4, 10000 Pristina
- **Telephone:** +381 (0) 38 200 31 129
CEO: +381 (0) 38 200 31 112
- **Fax::** +381 (0) 38 235 033
- **E-mail:** infoask@rks-gov.net
- **Web:** <http://ask.rks-gov.net>

ISBN 978-9951-22-348-5



9 789951 223485