



Republika e Kosovës
Republika Kosova-Republic of Kosovo
Qeveria - Vlada - Government
Zyra e Kryeministrit -Ured Premijera -Office of the Prime Minister
Agjencia e Statistikave të Kosovës - Agencija za Statistike Kosova - Kosovo Agency of Statistics

Series 3: Economic Statistics

Statistical Repertoire of Enterprises in Kosovo Q4 - 2016



ask

AGJENCIA E STATISTIKAVE TË KOSOVËS
AGENCIJA ZA STATISTIKE KOSOVA
KOSOVO AGENCY OF STATISTICS

Foreword

Kosovo Agency of Statistics (KAS) has prepared publication "**Statistical Repertoire of Enterprises in Kosovo Q4 2016**", on new registered businesses at the Kosovo Business Registration Agency (KBRA) from 01.10.2016 until 31.12.2016 (fourth quarter of 2016).

Statistical Business Register (SBR) is part of KAS which includes all businesses that conduct economic activity on the territory of the Republic of Kosovo and as such serves for statistical and demographic analysis of businesses, preparation of samples and the establishment of results at the country level for all surveys conducted by businesses. SBR also serves as the main source of information for the calculation of Gross Domestic Product

SBR is constructed and continuously updated based on two administrative sources of data (KBRA and Tax Administration of Kosovo), as well as from regular statistical surveys carried out by KAS.

Continued demand for statistical information for businesses is on every day basis from different internal or external users of KAS, therefore based on these requirements we have prepared various tables and graphical data.

We believe that this publication will serve as a useful reference base for all users of KAS statistical data, and will serve as useful and relevant economic information for Kosovo.

Comments, remarks, suggestions and proposals regarding this publication are welcome and they can be sent to e-mail: muhamet.kastrati@rks-gov.net

Statistical Repertoire of Enterprises in Kosovo is a regular quarterly publication.

NOTE: From September 1, 2014, the nomenclature of economic activities is in the new version NACE Rev. 2, and some previous published data are converted in this version.

Publication was prepared by:

Ilir T. Berisha – Director of Department
Ismajl Sahiti – Head of Division,
Hysni Elshani - Head of Sector,
Muhamet Kastrati - IT specialist for SBR,
Luljeta Krasniqi - Senior Officer,
Valdete Navakazi – Senior Officer.

January, 2017

Chief Executive Officer, KAS
Isa Krasniqi

List of Abbreviations

KAS Kosovo Agency of Statistics

SBR Statistical Business Register

KBRA Kosovo Business Registration Agency

TAK Tax Administration of Kosovo

MTI Ministry of Trade and Industry

GDP Gross Domestic Product (GDP)

KPA Kosovo Privatization Agency

EC European Commission

NEA Nomenclature of Economic Activities

NACE Rev. 1 (Nomenclature of Economic Activities EC - 1st version)

NACE Rev.2 (Nomenclature of Economic Activities EC - 2nd Version)

SME Small and Medium Enterprises

Q1 First Quarter

Q2 Second Quarter

Q3 Third Quarter

Q4 Fourth Quarter

SYMBOLS

- No occurrence

: Missing data

C o n t e n t s

	Page
1 Characteristics of enterprises registered in Q4 2016	5
2 Methodological explanations and definitions	6
2.1. Definitions.....	7
2.2. Legal forms of organization of business.....	8
3 New and terminated according to quarters	9
4 Enterprises according to economic section, legal form of organization and the category of number of employees	11
Categorization of enterprises according to size and gender	12
5 Number of registered enterprises according to municipality	13
6 Registered individual and non-individual enterprises	15
7 Registered enterprises according to section of economic activity and number of employees	17
8 Registered enterprises according to legal form	18
9 Registered enterprises according to origin of capital	19
10 Terminated enterprises	20

1 Characteristics of enterprises registered in Q4 2016

In the fourth quarter of 2016 (Q4 2016) were registered total of 2251 enterprises.

Falling to 9.1% of registered enterprises is observed compared to the previous quarter (Q3 2016).

Falling to 9.2% of registered enterprises also when compared to the same quarter last year (Q4 2015).

Economic activities preferred during this quarter were trade with 587 enterprises registered (26.1%), manufacture with 246 (10.9%), agriculture, forestry and fisheries with 234 (10.4%), accommodation and food service activities with 210 (9.3%), professional, scientific and technical services 179 (8.0%) and construction with 177 enterprises (7.9%) while the other activities participate in smaller scale.

Category of number of employees 1 to 4 employees constitutes 2170 enterprises or 96.4% of registered enterprises, the category 5 to 9 with 54 enterprises (1.4%), 10 to 19 with 19 enterprises (0.8%), 20 to 249 with 8 enterprises (0.4%), while the 250+ category has no registered enterprise in this quarter.

Regarding the geographical scope of enterprises registered at the municipal level as in every quarter prevails Prishtina with 625 registered enterprises (expressed in percentage 27.8%), Ferizaj with 196 (8.7%), Prizren with 163 (7.2%), Gjilan 123 (5.5%), Peja with 103 (4.6%), while other municipalities have a smaller number of enterprises registered in this quarter.

2 Methodological explanations and definitions

Statistical Business Register (SBR) serves for statistical purposes and shall clearly identify the units in order:

- To allow receiving information about them via administrative sources.
- To enable the preparation of samples; coordination of surveys and the aggregation/grouping of results;
- To allow analysis of the demographic population of enterprises and units associated with them.
- Provide input data (input) for the calculation of Gross Domestic Product (GDP).

Statistical Business Register (SBR) - **Includes** all legal entities (enterprises) that exercise economic activity within the territory of Kosovo.

Does not include: Public administration, Non-profit Organizations and International Organizations.

Sources for updating the SBR variables are:

- Administrative
 - o Information from the Kosovo Business Registration Agency
 - o Information from the Tax Administration of Kosovo
- Statistical
 - o Enterprise Structure Survey
 - o Survey about Hotel Service
 - o Collection of Production Prices
 - o Collection of Import Prices

Main variables in the SBR are grouped by:

- **Identification of variables**
 - o Number of business registration (NBR), name, legal form, ownership, address, communication (phone, fax, email, etc.)
- **Stratified variables**
 - o Main economic activity, size by employees
- **Demographic variables**
 - o Date of registration, date of termination/closure
- **Updated variables are**
 - o Status of activity (active or non-active)
 - o Economic activity of the enterprise (NACE Rev. 1)
 - o Size by employees
 - o Address, and communication variables (telephone, fax, mobile, e-mail)

2.1. Definitions

Nomenclature of Economic Activities (NACE), is the four-digit level classification of economic activities exerted in different subjects.

This nomenclature is translation and adaptation of the European Classification of Economic Activities (NACE Rev. 2. In English).

Use of this nomenclature is mandatory since September 1, 2014 in all the institutions of the Republic of Kosovo and based on the regulation No.11/2013 adopted by the Government of the Republic of Kosovo.

The structure of economic activities NACE Rev. 2 consists of 21 sections presented below labelled with letters from A to U.

- A. Agriculture, forestry and fishing
- B. Mining and quarry
- C. Manufacturing
- D. Supply of electricity, gas, steam and air conditioning
- E. Water supply, sewerage, waste management and land revitalization activities
- F. Construction
- G. Wholesale and retail trade, repair of motor vehicles, motorcycles
- H. Transport and storage
- I. Accommodation and food service activities
- J. Information and communication
- K. Financial and insurance activities
- L. Real estate activities
- M. Professional, scientific and technical activities
- N. Administrative and support activities
- O. Public administration and defence
- P. Education
- Q. Human health and social work activities
- R. Arts, entertainment and recreation
- S. Other services activities
- T. Activities of households as employers
- U. Activities of organizations and extra-territorial bodies

Classes of economic activities according to the new nomenclature **NACE Rev. 2** are total of 615 of them, which are encoded by four digit code ranging from 0111 to 9900.

2.2. Legal forms of organization of business

Definitions applied to legal forms of enterprises under Regulation 2001/16 and Law No. 02/L123 on Trade and Corporation Associations which are applied when registering in the KBRA are as follows:

1. **Individual business** - is the **only natural person** who performs economic activities for the purpose of profit and who is registered in the KBRA. In the individual business the owner has unlimited liability for all debts of the company. The company has an official name or includes the surname of the lawful owner
2. **General partnership** - The general partnership, all partners jointly respond without restriction for partnership debts. A partnership has a label, which may include the name of one or more partners.
3. **Limited partnership** - In limited partnerships, except "unlimited" partners (partners responsible jointly without limitation for the debts of the company) also participate "limited" partners or those responsible for the company's obligations to the limit of the value of their founding contributions/capital.

4.Limited liability enterprises - Limited liability enterprises are those enterprises that are established by one or several founders, who answer only to the limit of the value of their contribution. Limited liability enterprise has a label, which may include the name of one or more partners.

5.Shareholders – Shareholders are those whose capital is divided into shares and shareholders respond only to the limit of the value of their contribution. Shareholder enterprise (a joint stock enterprises) can be established by having one or more shareholders.

6.Foreign company - A foreign company is a business and from the moment of registration is considered a branch in Kosovo that has no identity of legal person. After registration shall enjoy all the rights and obligations established under the applicable law.

7.Social enterprise - Social enterprise means a legal person that most assets and capital are socially owned. These enterprises until the privatization are monitored and registered by the Kosovo Privatization Agency under the Law Commercial Companies No.02/L-123.

8.Public enterprise - Public enterprise is the enterprise which carries out activities of general interest which is established by the state. Public enterprise is monitored by the government and organized as a joint stock company in accordance with applicable law on Commercial Companies. All ownership interests in a public company will be represented by shares and these shares will be registered.

9. Agricultural cooperative - Agricultural cooperative is a business organization created by natural or legal persons who must be farmers who contribute with their private property to the share of capital.

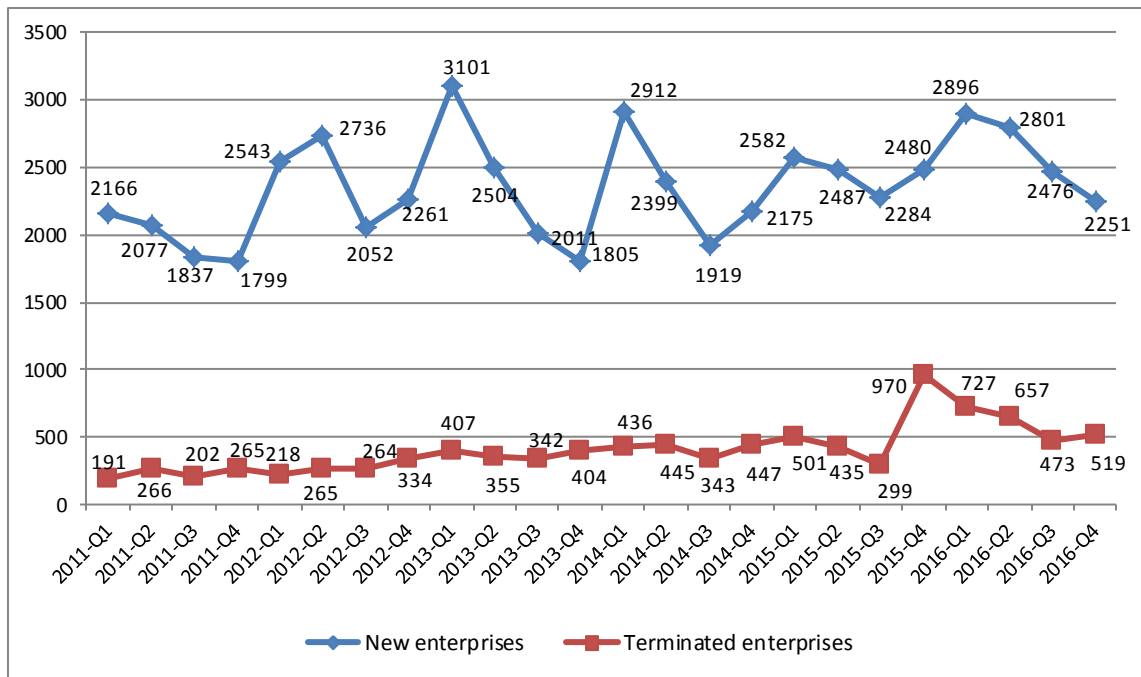
10. Enterprise under the jurisdiction of the KPA - are ex-social owned enterprises which are now managed and supervised by the KPA (Kosovo Privatization Agency).

3 New and terminated according to quarters

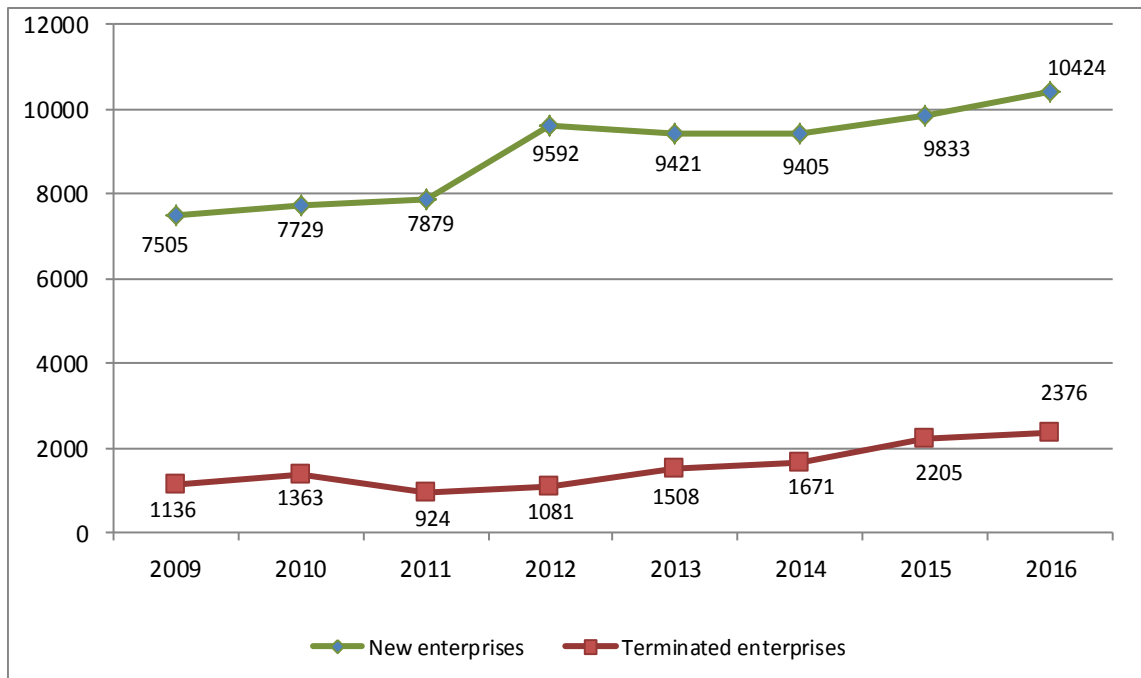
Table 1. Number of registered enterprises by quarter and sector of economic activity.

Period		Section of economic activity																		
		A	B	C	D	E	F	G	H	I	J	K	L	M	N	O	P	Q	R	S
Quarter	Total	Agriculture, forestry and fishing	Mining and quarrying	Manufacturing	Supply of electricity, gas, steam and air conditioning	Water supply, sewerage, waste management and land revitalization activities	Construction	Wholesale and retail trade, repair of motor vehicles, motorcycles	Transport and storage	Accommodation and service activities	Information and communication	Financial and insurance activities	Real estate activities	Professional, scientific and technical activities	Administrative and support activities	Public administration and defense, compulsory social insurance	Education	Human health and social work activities	Art, entertainment and recreation	Aktivitetë të shërbimeve tjera
2012 - Q1	2528	174	9	239	5	18	268	820	175	243	96	4	9	155	57	7	32	39	48	130
2012 - Q2	2736	218	26	278	3	17	259	809	156	300	82	3	10	190	70	6	24	36	36	213
2012 - Q3	2051	127	9	184	7	12	193	598	140	205	84	6	11	131	48	8	32	34	56	166
2012 - Q4	2261	222	11	201	5	12	224	691	139	207	78	3	7	137	78	4	26	20	54	142
2012 Total	9576	741	55	902	20	59	944	2918	610	955	340	16	37	613	253	25	114	129	194	651
2013 - Q1	3100	301	10	299	9	19	337	867	201	264	104	6	135	169	60	9	32	48	54	176
2013 - Q2	2504	142	7	258	2	14	227	759	107	246	101	4	95	162	65	9	28	43	52	183
2013 - Q3	2011	122	7	163	6	11	201	565	108	240	82	8	15	119	53	6	20	48	63	174
2013 - Q4	1805	188	5	152	5	6	178	543	109	161	70	2	12	135	36	9	18	34	62	80
2013 Total	9420	753	29	872	22	50	943	2734	525	911	357	20	257	585	214	33	98	173	231	613
2014 - Q1	2911	205	10	283	4	13	284	887	181	293	121	12	21	180	77	12	33	50	88	157
2014 - Q2	2399	186	9	283	3	16	207	704	99	282	95	8	10	146	61	11	20	39	55	165
2014 - Q3	1919	115	7	196	3	13	146	574	111	237	61	11	7	97	49	2	18	33	60	179
2014 - Q4	2175	168	6	216	14	9	166	649	143	222	80	12	21	147	65	17	19	51	50	120
2014 Total	9404	674	32	978	24	51	803	2814	534	1034	357	43	59	570	252	42	90	173	253	621
2015 - Q1	2582	255	7	276	8	12	237	784	143	253	104	12	15	144	80	6	20	36	57	133
2015 - Q2	2487	212	12	261	5	13	193	751	142	263	98	15	15	139	76	10	29	67	60	126
2015 - Q3	2284	208	8	239	4	8	160	622	108	256	86	43	19	123	66	3	25	49	68	189
2015 - Q4	2480	270	5	271	13	15	163	746	131	246	80	25	25	175	74	6	35	35	58	107
2015 Total	9833	945	32	1047	30	48	753	2903	524	1018	368	95	74	581	296	25	109	187	243	555
2016 - Q1	2896	261	16	343	12	17	254	820	151	249	108	68	14	183	82	8	40	63	73	134
2016 - Q2	2801	223	6	334	11	13	202	779	150	326	114	34	17	170	101	6	42	60	51	162
2016 - Q3	2476	372	6	258	9	26	194	552	125	232	105	28	15	122	81	8	31	46	77	189
2016 - Q4	2251	234	6	246	10	9	177	587	102	210	96	48	12	179	89	2	28	35	70	111
2016 Total	10424	1090	34	1181	42	65	827	2738	528	1017	423	178	58	654	353	24	141	204	271	596

Graph 1. Number of registered enterprises and those terminated by respective quarters



Graph 2: Number of registered and terminated enterprises according to year

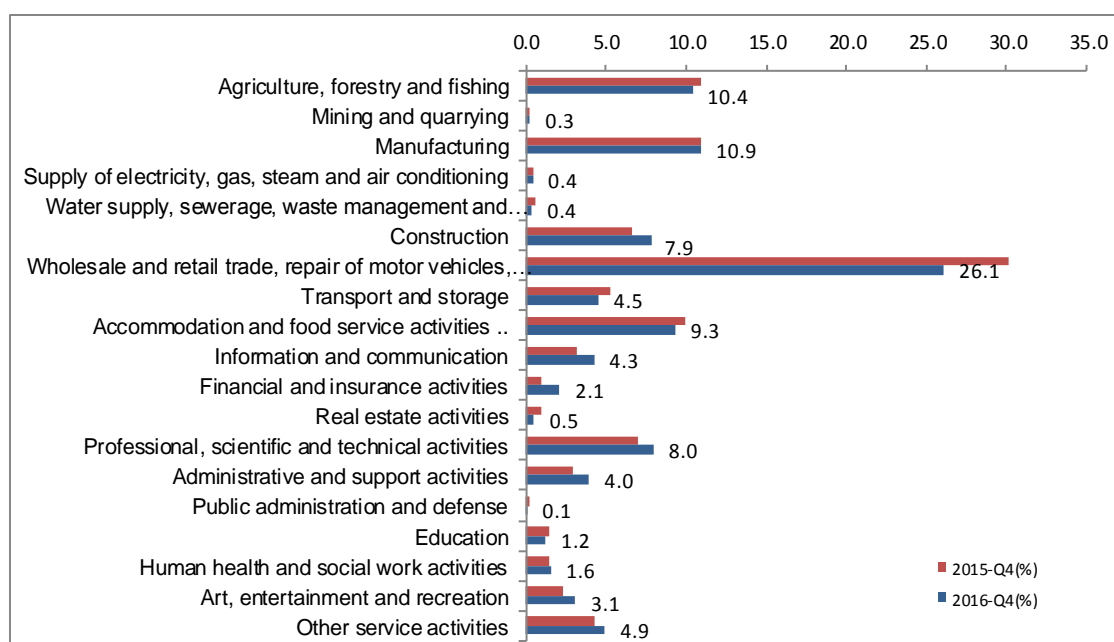


4 Enterprises according to economic section, legal form of organization and the category of number of employees

Table 2. Number of registered enterprises according to sector of economic activity, the type and the number of employees in Q4 2016

Section of economic activity	Total	Category of number of employees					
		individual businesses			non-individual		
		Total	1-4	5 +	Total	1-4	5 +
Total	2251	1267	1260	7	984	910	74
A Agriculture, forestry and fishing	234	200	200	-	34	32	2
B Mining and quarrying	6	1	1	-	5	5	
C Manufacturing	246	125	123	2	121	115	6
D Supply of electricity, gas, steam and air conditioning	10	-	-	-	10	8	2
E Water supply, sewerage, waste management and land revitalization activities	9	6	6	-	3	2	1
F Construction	177	101	99	2	76	67	9
G Wholesale and retail trade, repair of motor vehicles, motorcycles	587	267	267	-	320	305	15
H Transport and storage	102	66	65	1	36	31	5
I Accommodation and food service activities ..	210	145	143	2	65	57	8
J Information and communication	96	22	22	-	74	63	11
K Financial and insurance activities	48	34	34	-	14	13	1
L Real estate activities	12	3	3	-	9	9	
M Professional, scientific and technical activities	179	87	87	-	92	87	5
N Administrative and support activities	89	34	34	-	55	52	3
O Public administration and defense	2	-	-	-	2	1	1
P Education	28	16	16	-	12	12	
Q Human health and social work activities	35	19	19	-	16	15	1
R Art, entertainment and recreation	70	55	55	-	15	13	2
S Other service activities	111	86	86	-	25	23	2

Graph 3. Enterprises registered according to economic section in Q4 2016



Categorization of enterprises according to size and gender

Table3. The number of SMEs for Q4 2016

Classification	Number of employees	Number of businesses	%
Micro enterprises	1 - 9 employed	2224	98.8%
Small enterprises	10 - 49 employed	24	1.1%
Middle enterprises	50 - 249 employed	3	0.1%
Large enterprises	250 and above employed	-	0.0%
Total		2251	100.0%

Graph 4. The structure of enterprises according to size for Q4 2016

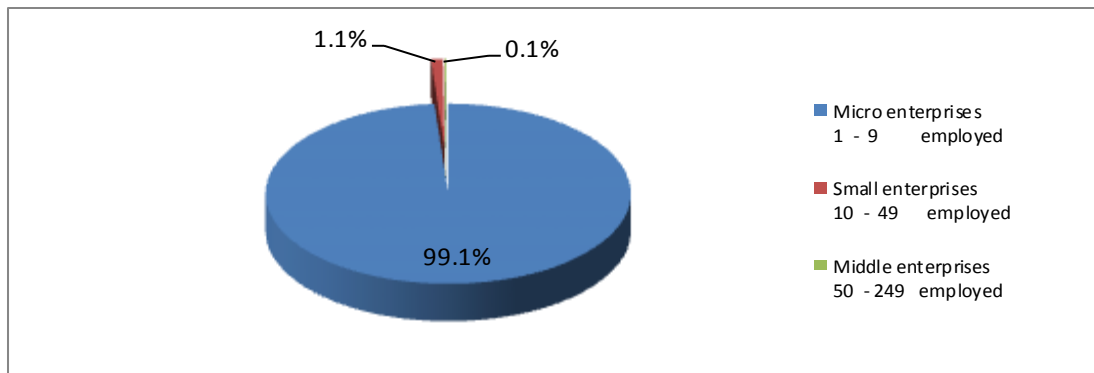
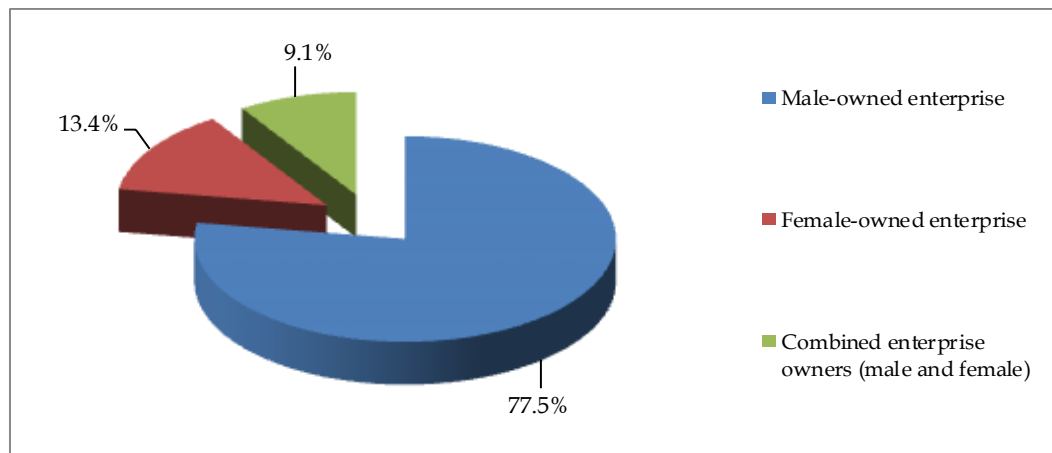


Table 4. The structure of enterprises according to gender of owner for Q4 2016

The structure of enterprises by gender of owners						
Total	Male-owned enterprise		Female-owned enterprise		Mixed owned enterprise (male and female)	
2251	1745	77.5%	301	13.4%	205	9.1%

Graph 5. Graphic presentation of enterprises according to gender of owner for Q4 2016

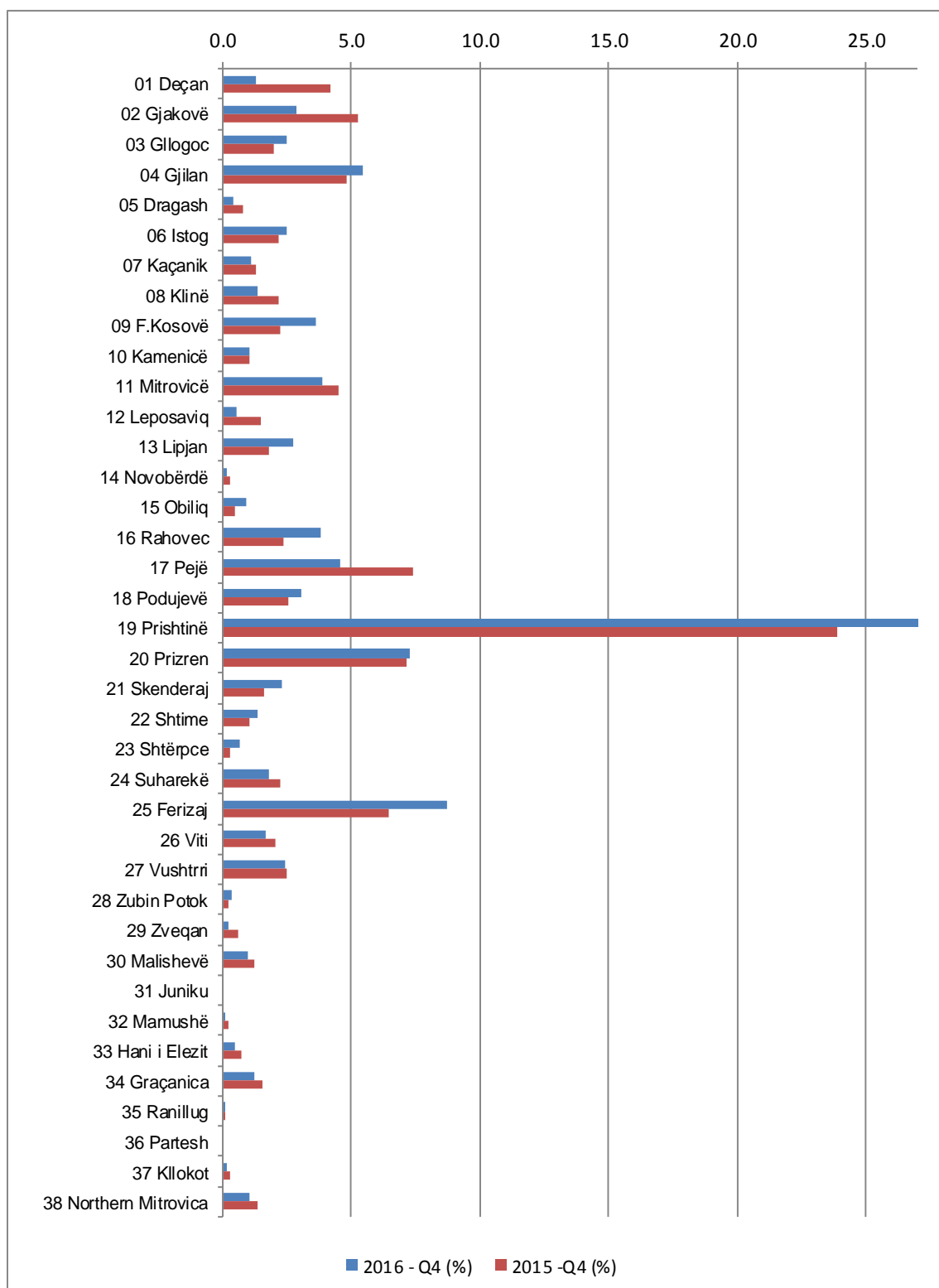


5 Number of registered enterprises according to municipality

Table 5. Number of registered enterprises according to municipality and section of economic activity in Q4 2016

Municipality	Section of economic activity																			
	Agriculture, forestry and fishing	Mining and quarrying	Manufacturing	Supply of electricity, gas, steam and air conditioning	Water supply, sewerage, waste management and land revitalization activities	Construction	Wholesale and retail trade, repair of motor vehicles, motorcycles	Transport and storage	Accommodation and service activities	Information and communication	Financial and insurance activities	Real estate activities	Professional, scientific and technical activities	Administrative and support activities	Public administration and defense, compulsory social insurance	Education	Human health and social work activities	Art, entertainment and recreation	Other service activities	
Code and name	Total	A	B	C	D	E	F	G	H	I	J	K	L	M	N	O	P	Q	R	S
	2251	234	6	246	10	9	177	586	102	210	97	48	12	179	89	2	28	35	70	111
01 Deçan	29	2	-	4	1	-	1	8	-	6	-	-	-	2	-	-	-	-	1	4
02 Gjakovë	64	5	1	10	-	1	5	14	-	7	-	1	-	4	1	-	1	1	5	8
03 Glogoc	56	10	1	6	-	-	7	18	1	4	1	-	-	-	2	-	1	2	1	2
04 Gjilan	123	1	-	15	-	-	12	32	10	11	7	-	-	7	12	-	1	2	1	12
05 Dragash	9	-	-	-	-	-	1	4	-	2	-	1	-	-	-	-	-	-	-	1
06 Istog	56	22	-	4	-	-	7	5	2	4	1	2	-	4	1	-	-	1	2	1
07 Kaçanik	25	9	-	1	-	-	3	3	2	2	-	1	-	-	2	-	-	-	2	-
08 Klinë	30	1	-	4	-	-	5	5	2	5	-	2	-	2	1	-	-	-	2	1
09 F.Kosovë	82	4	1	11	-	-	7	29	8	3	3	1	1	4	4	-	1	2	1	2
10 Kamenicë	23	6	-	3	-	-	2	2	2	-	1	-	-	2	-	-	-	-	5	-
11 Mitrovicë	87	6	-	9	-	1	7	17	8	10	5	4	1	5	7	-	1	1	1	4
12 Leposaviq	12	-	-	2	-	-	-	5	1	-	1	-	-	-	1	-	-	-	1	1
13 Lipjan	61	7	-	5	-	1	8	20	3	6	2	-	-	2	3	-	-	-	2	2
14 Novobërdë	3	2	-	-	-	-	-	1	-	-	-	-	-	-	-	-	-	-	-	-
15 Obiliq	20	4	-	2	-	-	1	9	-	1	-	1	-	1	-	-	-	1	-	-
16 Rahovec	85	44	-	9	-	-	2	12	4	5	-	3	-	-	1	-	1	1	2	1
17 Pejë	103	5	-	12	-	2	7	28	8	11	4	2	1	7	3	-	3	-	3	7
18 Podujevë	68	17	-	6	-	-	9	14	3	5	1	2	-	-	1	-	1	1	-	8
19 Prishtinë	625	11	1	49	7	-	29	178	16	56	56	12	6	100	30	2	7	15	14	36
20 Prizren	163	8	-	21	-	-	13	52	4	25	3	6	-	9	7	-	4	1	3	7
21 Skenderaj	52	24	-	7	-	-	13	5	-	-	-	-	-	1	1	-	-	-	1	-
22 Shtime	31	4	-	3	-	1	6	3	1	3	1	-	1	-	1	-	1	-	3	3
23 Shtërpce	14	1	-	1	1	-	2	3	-	4	-	-	-	1	-	-	1	-	-	-
24 Suharekë	40	3	-	6	-	-	4	8	3	4	1	5	-	3	-	-	1	1	-	1
25 Ferizaj	196	9	-	28	1	-	9	65	9	20	4	3	1	11	7	-	1	3	19	6
26 Viti	37	1	-	4	-	1	4	10	5	4	1	-	-	4	2	-	-	-	-	1
27 Vushtrri	54	9	-	10	-	-	5	15	3	4	2	-	-	2	1	-	2	1	-	-
28 Zubin Potok	8	4	-	2	-	-	-	1	-	-	-	-	-	-	-	-	-	-	-	1
29 Zveçan	5	1	-	1	-	-	-	-	-	1	-	-	-	2	-	-	-	-	-	-
30 Malishevë	22	6	1	4	-	-	3	4	2	-	-	-	-	1	1	-	-	-	-	-
31 Juniku	-	-	-	-	-	-	-	-	-	-	-	-	-	-	-	-	-	-	-	-
32 Mamushë	2	-	-	-	-	-	1	-	-	-	-	-	-	-	-	-	-	-	-	1
33 Hani i Elezit	10	1	-	-	-	1	2	3	1	1	-	-	-	-	-	-	1	-	-	-
34 Graçanica	28	4	-	4	-	-	1	8	2	2	2	1	-	1	-	-	-	1	1	1
35 Ranillug	1	1	-	-	-	-	-	-	-	-	-	-	-	-	-	-	-	-	-	-
36 Partesh	-	-	-	-	-	-	-	-	-	-	-	-	-	-	-	-	-	-	-	-
37 Kllokot	4	1	-	-	-	-	-	-	-	2	-	-	1	-	-	-	-	-	-	-
38 Northern Mitrovica	23	1	1	3	-	1	1	5	2	2	1	1	-	4	-	-	-	1	-	-

Graph 6. The structure of registered enterprises according to municipality in Q4 2016



6 Registered individual and non-individual enterprises

Table 6. Number of registered individual enterprises according to municipality and section of economic activity in Q4 2016

Municipality	Section of economic activity																			
	Agriculture, forestry and fishing	Mining and quarrying	Manufacturing	Supply of electricity, gas, steam and air conditioning	Water supply, sewerage, waste management and land revitalization activities	Construction	Wholesale and retail trade, repair of motor vehicles, motorcycles	Transport and storage	Accommodation and service activities	Information and communication	Financial and insurance activities	Real estate activities	Professional, scientific and technical activities	Administrative and support activities	Public administration and defense, compulsory social insurance	Education	Human health and social work activities	Art, entertainment and recreation	Other service activities	
Code and name	Total	A	B	C	D	E	F	G	H	I	J	K	L	M	N	O	P	Q	R	S
	1267	200	1	125	-	6	101	266	66	145	23	34	3	87	34	-	16	19	55	86
01 Deçan	24	2	-	3	-	-	1	7	-	6	-	-	-	-	-	-	-	-	1	4
02 Gjakovë	57	4	1	10	-	1	4	13	-	7	-	1	-	2	1	-	1	1	3	8
03 Glogoc	36	7	-	2	-	-	3	10	1	4	1	-	-	-	2	-	1	2	1	2
04 Gjilan	64	1	-	9	-	-	7	12	10	5	3	-	-	5	2	-	1	2	1	6
05 Dragash	9	-	-	-	-	-	1	4	-	2	-	1	-	-	-	-	-	-	-	1
06 Istog	42	19	-	2	-	-	5	1	2	4	1	1	-	2	1	-	-	1	2	1
07 Kaçanik	21	8	-	1	-	-	2	3	2	1	-	1	-	-	2	-	-	-	1	-
08 Klinë	21	1	-	4	-	-	3	2	1	4	-	2	-	2	-	-	-	-	1	1
09 F.Kosovë	37	3	-	5	-	-	3	12	7	1	-	-	1	-	2	-	1	-	-	2
10 Kamenicë	14	4	-	1	-	-	1	-	2	-	1	-	-	1	-	-	-	-	4	-
11 Mitrovicë	66	6	-	7	-	1	5	13	7	8	-	4	-	3	6	-	-	1	1	4
12 Leposaviq	5	-	-	-	-	-	-	2	-	-	1	-	-	-	-	-	-	-	1	1
13 Lipjan	29	5	-	-	-	-	5	7	2	3	2	-	-	1	1	-	-	-	2	1
14 Novobërdë	3	2	-	-	-	-	-	1	-	-	-	-	-	-	-	-	-	-	-	-
15 Obiliq	13	4	-	1	-	-	-	7	-	-	-	-	-	-	-	-	-	1	-	-
16 Rahovec	68	44	-	4	-	-	2	5	3	3	-	2	-	-	1	-	-	1	2	1
17 Pejë	59	2	-	6	-	2	4	17	4	7	-	2	-	6	1	-	1	-	1	6
18 Podujevë	52	16	-	4	-	-	8	9	-	3	1	2	-	-	-	-	1	-	-	8
19 Prishtinë	188	6	-	10	-	-	5	46	2	29	8	5	-	38	3	-	1	7	8	20
20 Prizren	110	5	-	11	-	-	9	34	4	22	1	4	-	5	3	-	3	1	2	6
21 Skenderaj	48	23	-	5	-	-	12	5	-	-	-	-	-	1	1	-	-	-	1	-
22 Shtime	25	3	-	3	-	1	3	2	-	3	1	-	1	-	1	-	1	-	3	3
23 Shtërpce	4	1	-	1	-	-	-	1	-	-	-	-	-	-	-	-	1	-	-	-
24 Suharekë	28	3	-	4	-	-	-	6	2	4	-	5	-	1	-	-	1	1	-	1
25 Ferizaj	119	7	-	16	-	-	6	24	9	15	2	3	-	7	4	-	1	-	19	6
26 Viti	25	1	-	3	-	1	2	4	3	4	-	-	-	4	2	-	-	-	-	1
27 Vushtrri	33	8	-	3	-	-	4	9	2	3	-	-	-	2	-	-	1	1	-	-
28 Zubin Potok	7	4	-	1	-	-	-	1	-	-	-	-	-	-	-	-	-	-	-	1
29 Zveçan	3	1	-	-	-	-	-	-	-	1	-	-	-	1	-	-	-	-	-	-
30 Malishevë	19	5	-	4	-	-	3	3	2	-	-	-	-	1	1	-	-	-	-	-
31 Juniku	-	-	-	-	-	-	-	-	-	-	-	-	-	-	-	-	-	-	-	-
32 Mamushë	2	-	-	-	-	-	1	-	-	-	-	-	-	-	-	-	-	-	-	1
33 Hani i Elezit	6	1	-	-	-	-	2	1	-	1	-	-	-	-	-	-	1	-	-	-
34 Graçanicë	11	3	-	2	-	-	-	1	1	1	-	-	-	1	-	-	-	-	1	1
35 Ranillug	1	1	-	-	-	-	-	-	-	-	-	-	-	-	-	-	-	-	-	-
36 Partesh	-	-	-	-	-	-	-	-	-	-	-	-	-	-	-	-	-	-	-	-
37 Klokot	3	-	-	-	-	-	-	-	-	2	-	-	1	-	-	-	-	-	-	-
38 Northern Mitrovica	15	-	-	3	-	-	-	4	-	2	1	1	-	4	-	-	-	-	-	-

Table 7. The number of registered non-individual enterprises according to municipality and section of economic activity in Q4 2016

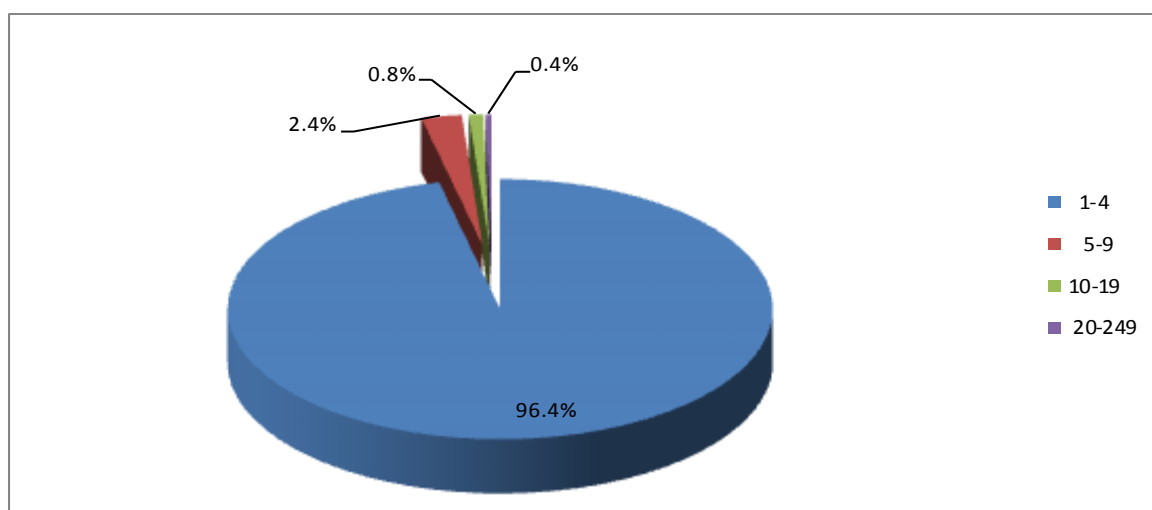
Municipality	Section of economic activity																			
	Total	Agriculture, forestry and fishing	Mining and quarrying	Manufacturing	Supply of electricity, gas, steam and air conditioning	Water supply, sewerage, waste management and land revitalization activities	Construction	Wholesale and retail trade, repair of motor vehicles, motorcycles	Transport and storage	Accommodation and service activities	Information and communication	Financial and insurance activities	Real estate activities	Professional, scientific and technical activities	Administrative and support activities	Public administration and defense, compulsory social insurance	Education	Human health and social work activities	Art, entertainment and recreation	Other service activities
			A	B	C	D	E	F	G	H	I	J	K	L	M	N	O	P	Q	R
	984	34	5	121	10	3	76	320	36	65	74	14	9	92	55	2	12	16	15	25
01 Deçan	5	-	-	1	1	-	-	1	-	-	-	-	-	2	-	-	-	-	-	-
02 Gjakovë	7	1	-	-	-	-	1	1	-	-	-	-	-	2	-	-	-	-	2	-
03 Glogoc	20	3	1	4	-	-	4	8	-	-	-	-	-	-	-	-	-	-	-	-
04 Gjilan	59	-	-	6	-	-	5	20	-	6	4	-	-	2	10	-	-	-	-	6
05 Dragash	-	-	-	-	-	-	-	-	-	-	-	-	-	-	-	-	-	-	-	-
06 Istog	14	3	-	2	-	-	2	4	-	-	-	1	-	2	-	-	-	-	-	-
07 Kaçanik	4	1	-	-	-	-	1	-	-	1	-	-	-	-	-	-	-	-	1	-
08 Klinë	9	-	-	-	-	-	2	3	1	1	-	-	-	1	-	-	-	-	1	-
09 F.Kosovë	45	1	1	6	-	-	4	17	1	2	3	1	-	4	2	-	-	2	1	-
10 Kamenicë	9	2	-	2	-	-	1	2	-	-	-	-	-	1	-	-	-	-	1	-
11 Mitrovicë	21	-	-	2	-	-	2	4	1	2	5	-	1	2	1	-	1	-	-	-
12 Leposaviq	7	-	-	2	-	-	-	3	1	-	-	-	-	1	-	-	-	-	-	-
13 Lipjan	32	2	-	5	-	1	3	13	1	3	-	-	-	1	2	-	-	-	-	1
14 Novobërdë	-	-	-	-	-	-	-	-	-	-	-	-	-	-	-	-	-	-	-	-
15 Obiliq	7	-	-	1	-	-	1	2	-	1	-	1	-	1	-	-	-	-	-	-
16 Rahovec	17	-	-	5	-	-	-	7	1	2	-	1	-	-	-	-	1	-	-	-
17 Pejë	44	3	-	6	-	-	3	11	4	4	4	-	1	1	2	-	2	-	2	1
18 Podujevë	16	1	-	2	-	-	1	5	3	2	-	-	-	-	1	-	-	1	-	-
19 Prishtinë	437	5	1	39	7	-	24	132	14	27	48	7	6	62	27	2	6	8	6	16
20 Prizren	53	3	-	10	-	-	4	18	-	3	2	2	-	4	4	-	1	-	1	1
21 Skenderaj	4	1	-	2	-	-	1	-	-	-	-	-	-	-	-	-	-	-	-	-
22 Shtime	6	1	-	-	-	-	3	1	1	-	-	-	-	-	-	-	-	-	-	-
23 Shtërpce	10	-	-	-	1	-	2	2	-	4	-	-	-	1	-	-	-	-	-	-
24 Suharekë	12	-	-	2	-	-	4	2	1	-	1	-	-	2	-	-	-	-	-	-
25 Ferizaj	77	2	-	12	1	-	3	41	-	5	2	-	1	4	3	-	-	3	-	-
26 Viti	12	-	-	1	-	-	2	6	2	-	1	-	-	-	-	-	-	-	-	-
27 Vushtrri	21	1	-	7	-	-	1	6	1	1	2	-	-	-	1	-	1	-	-	-
28 Zubin Potok	1	-	-	1	-	-	-	-	-	-	-	-	-	-	-	-	-	-	-	-
29 Zveçan	2	-	-	1	-	-	-	-	-	-	-	-	-	1	-	-	-	-	-	-
30 Malishevë	3	1	1	-	-	-	-	1	-	-	-	-	-	-	-	-	-	-	-	-
31 Juniku	-	-	-	-	-	-	-	-	-	-	-	-	-	-	-	-	-	-	-	-
32 Mamushë	-	-	-	-	-	-	-	-	-	-	-	-	-	-	-	-	-	-	-	-
33 Hani i Elezit	4	-	-	-	-	1	-	2	1	-	-	-	-	-	-	-	-	-	-	-
34 Graçanicë	17	1	-	2	-	-	1	7	1	1	2	1	-	-	-	-	-	1	-	-
35 Ranillug	-	-	-	-	-	-	-	-	-	-	-	-	-	-	-	-	-	-	-	-
36 Partesh	-	-	-	-	-	-	-	-	-	-	-	-	-	-	-	-	-	-	-	-
37 Klokot	1	1	-	-	-	-	-	-	-	-	-	-	-	-	-	-	-	-	-	-
38 Northern Mitrovica	8	1	1	-	-	1	1	1	2	-	-	-	-	-	-	-	-	1	-	-

7 Registered enterprises according to section of economic activity and number of employees

Table 8. Number of registered enterprises according to section of economic activity and the number of employees in Q4 2016

Section of economic activity	Total	Category of number of employees				
		1-4	5-9	10-19	20-249	250 +
Total	2251	2170	54	19	8	-
<i>A</i> Agriculture, forestry and fishing	234	232	2	-	-	-
<i>B</i> Mining and quarrying	6	6	-	-	-	-
<i>C</i> Manufacturing	246	238	4	3	1	-
<i>D</i> Supply of electricity, gas, steam and air conditioning	10	8	-	2	-	-
<i>E</i> Water supply, sewerage, waste management and land revitalization activities	9	8	-	1	-	-
<i>F</i> Construction	177	166	6	2	3	-
<i>G</i> Wholesale and retail trade, repair of motor vehicles, motorcycles	586	571	10	3	2	-
<i>H</i> Transport and storage	102	96	5	1	-	-
<i>I</i> Accommodation and food service activities ..	210	200	9	-	1	-
<i>J</i> Information and communication	97	86	7	4	-	-
<i>K</i> Financial and insurance activities	48	47	1	-	-	-
<i>L</i> Real estate activities	12	12	-	-	-	-
<i>M</i> Professional, scientific and technical activities	179	174	4	1	-	-
<i>N</i> Administrative and support activities	89	86	3	-	-	-
<i>O</i> Public administration and defense	2	1	-	1	-	-
<i>P</i> Education	28	28	-	-	-	-
<i>Q</i> Human health and social work activities	35	34	-	1	-	-
<i>R</i> Art, entertainment and recreation	70	68	1	-	1	-
<i>S</i> Other service activities	111	109	2	-	-	-

Graph 7. The structure of registered enterprises according to category of number of employees in Q4 2016

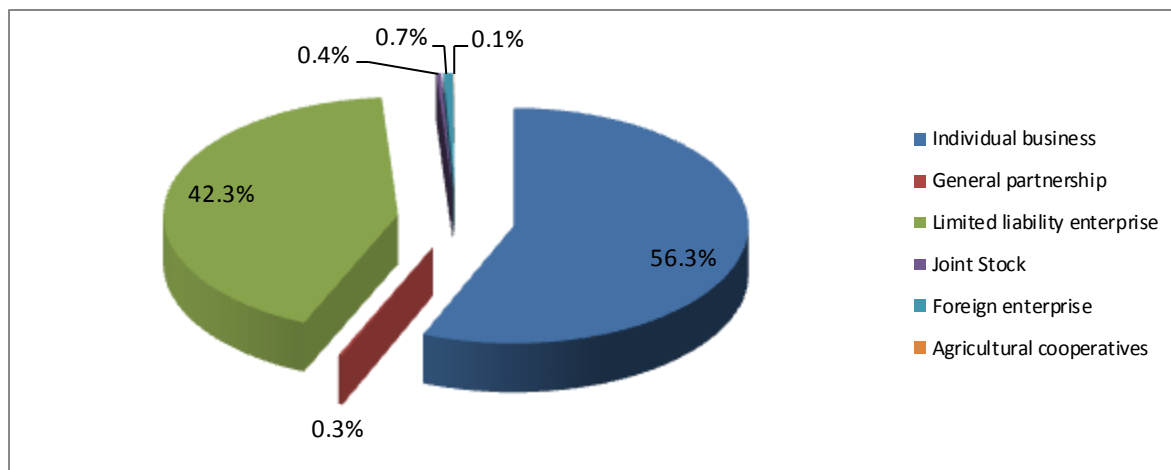


8 Registered enterprises according to legal form

Table 9. Number of registered enterprises according to section of economic activity and legal form of organization in Q4 2016

Section of economic activity	Legal form of organization										
	Total	Individual business	General partnership	Limited partnership	Limited liability	Joint Stock	Foreign enterprise	Social enterprise	Public enterprise	Agricultural cooperatives	Other enterprise under the jurisdiction of KTA
Total	2251	1267	6	-	953	8	15	-	-	2	-
A Agriculture, forestry and fishing	234	200	2	-	30	-	-	-	-	2	-
B Mining and quarrying	6	1	-	-	5	-	-	-	-	-	-
C Manufacturing	246	125	2	-	118	1	-	-	-	-	-
D											
Supply of electricity, gas, steam and air conditioning	10	-	-	-	9	1	-	-	-	-	-
E Water supply, sewerage, waste management and land revitalization activities	9	6	-	-	2	1	-	-	-	-	-
F Construction	177	101	-	-	74	-	2	-	-	-	-
G Wholesale and retail trade, repair of motor vehicles, motorcycles	586	266	1	-	315	1	3	-	-	-	-
H Transport and storage	102	66	-	-	35	1	-	-	-	-	-
I Accommodation and food service activities ..	210	145	-	-	65	-	-	-	-	-	-
J Information and communication	97	23	-	-	73	-	1	-	-	-	-
K Financial and insurance activities	48	34	-	-	12	2	-	-	-	-	-
L Real estate activities	12	3	-	-	8	-	1	-	-	-	-
M Professional, scientific and technical activities	179	87	-	-	87	-	5	-	-	-	-
N Administrative and support activities	89	34	-	-	51	1	3	-	-	-	-
O Public administration and defense	2	-	-	-	2	-	-	-	-	-	-
P Education	28	16	-	-	12	-	-	-	-	-	-
Q Human health and social work activities	35	19	-	-	16	-	-	-	-	-	-
R Art, entertainment and recreation	70	55	-	-	15	-	-	-	-	-	-
S Other service activities	111	86	1	-	24	-	-	-	-	-	-

Graph 8. Registered enterprises according to legal form of organization in Q4 2016

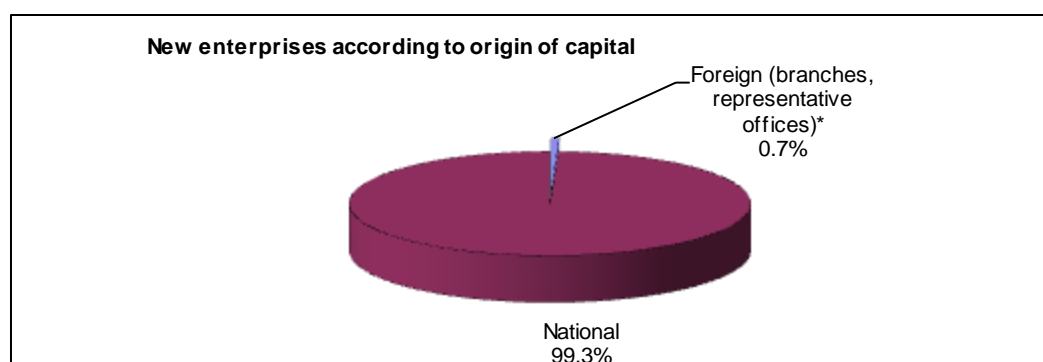


9 Registered enterprises according to origin of capital

Table 10. Number of registered enterprises according to origin of capital in Q4 2016

Category of number of employees	Total		Foreign (branches, representative offices)*		National	
	Count	Percentage	Count	Percentage	Count	Percentage
	2251	100%	15	100.0%	2236	100%
1-4	2170	96.4%	14	93.3%	2156	96.4%
5-9	54	2.4%	1	6.7%	53	2.4%
10-19	19	0.8%	-	-	19	0.8%
20-249	8	0.4%	-	-	8	0.4%
250+	-	-	-	-	-	-

Graph 9. The structure of registered enterprises according to origin of capital in Q4 2016

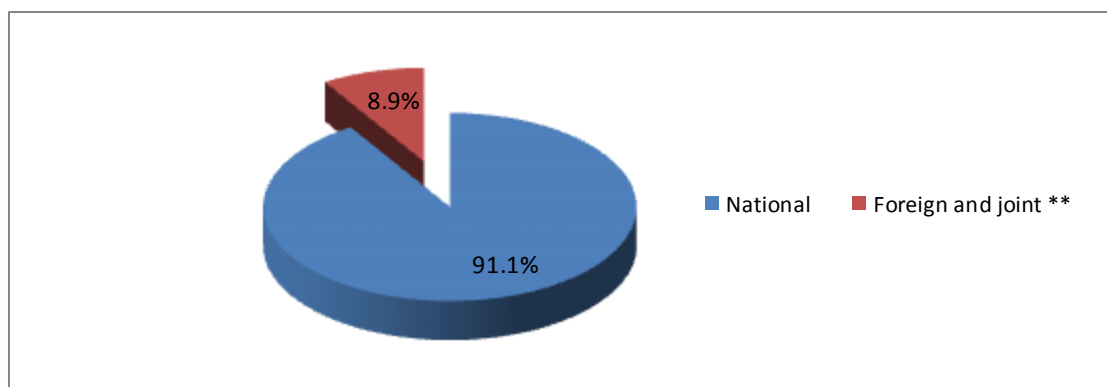


Note: The sign "" indicates that we are dealing only with foreign enterprises defined in page 8 (Foreign companies, KARB), and the data are only for Q4 2016 as in previous publications.*

Table 11. The number of registered enterprises according to ownership in Q4 2016

Period	Total	National	Foreign and joint **		
			Total	Joint (Local + Foreigners)	Foreign (Branches)
2016 - TM4	2,251	2,050	201	186	15

Graph 10. The structure of registered enterprises according to ownership in Q4 2016



*Note: The sign "***" in Table 11 and Graph 9 shows that we are dealing with a broader concept of defining the origin of the capital or ownership (registered enterprises under foreign and joint ownership).*

10 Terminated enterprises

Table 12. The number of terminated enterprises according to municipality and section of economic activity in Q4 2016

Municipality	Section of economic activity																			
	Agriculture, forestry and fishing	Mining and quarrying	Manufacturing	Supply of electricity, gas, steam and air conditioning	Water supply, sewerage, waste management and land revitalization	Construction	Wholesale and retail trade, repair of motor vehicles, motorcycles	Transport and storage	Accommodation and service activities	Information and communication	Financial and insurance activities	Real estate activities	Professional, scientific and technical activities	Administrative and support activities	Public administration and defense, compulsory social insurance	Education	Human health and social work activities	Art, entertainment and recreation	Other service activities	
Code and name	Total	A	B	C	D	E	F	G	H	I	J	K	L	M	N	O	P	Q	R	S
	519	35	3	46	-	4	30	164	50	68	18	3	2	23	11	4	7	5	12	34
01 Deçan	9	1	-	2	-	-	-	4	-	-	1	1	-	-	-	-	-	-	-	-
02 Gjakovë	45	2	1	6	-	1	4	8	5	7	-	-	-	1	-	-	-	-	2	8
03 Glogoc	14	1	-	3	-	1	1	2	4	1	-	-	1	-	-	-	-	-	-	-
04 Gjiilan	26	1	-	3	-	-	2	7	-	7	1	-	-	1	-	3	-	-	1	-
05 Dragash	10	-	-	3	-	-	1	2	2	2	-	-	-	-	-	-	-	-	-	-
06 Istog	6	1	-	1	-	-	-	1	-	2	-	-	-	-	1	-	-	-	-	-
07 Kaçanik	8	1	-	-	-	-	-	3	3	-	-	-	-	-	-	-	-	-	-	1
08 Klinë	2	1	-	-	-	-	-	-	1	-	-	-	-	-	-	-	-	-	-	-
09 F.Kosovë	18	-	-	-	-	1	6	1	2	-	-	-	2	2	-	-	-	-	2	2
10 Kamenicë	7	1	-	-	-	-	-	1	3	-	1	-	-	-	-	1	-	-	-	-
11 Mitrovicë	20	1	-	4	-	-	1	5	1	1	1	-	-	-	2	-	-	1	1	2
12 Leposaviq	1	-	-	1	-	-	-	-	-	-	-	-	-	-	-	-	-	-	-	-
13 Lipjan	2	-	-	-	-	-	-	-	1	1	-	-	-	-	-	-	-	-	-	-
14 Novobërdë	-	-	-	-	-	-	-	-	-	-	-	-	-	-	-	-	-	-	-	-
15 Obiliq	5	-	1	-	-	-	-	2	1	-	1	-	-	-	-	-	-	-	-	-
16 Rahovec	16	1	-	3	-	-	-	6	-	3	1	1	-	-	-	-	-	-	-	1
17 Pejë	27	1	-	3	-	1	2	7	4	3	1	-	-	2	-	-	-	-	1	2
18 Podujevë	19	1	-	1	-	-	1	7	1	3	-	-	-	-	1	-	-	1	1	2
19 Prishtinë	83	-	-	4	-	-	4	31	3	12	5	-	1	9	1	-	2	3	-	8
20 Prizren	74	2	-	4	-	-	6	32	6	8	3	1	-	5	2	-	2	-	-	3
21 Skenderaj	19	2	-	2	-	-	1	6	3	3	-	-	-	-	-	-	-	-	1	1
22 Shtime	3	1	-	-	-	-	1	-	-	-	-	-	-	-	1	-	-	-	-	-
23 Shtërpce	10	7	-	1	-	-	-	1	-	1	-	-	-	-	-	-	-	-	-	-
24 Suharekë	28	3	1	-	-	-	3	8	3	5	1	-	-	1	-	1	-	-	-	2
25 Ferizaj	31	3	-	2	-	1	1	11	5	2	1	-	-	1	-	-	2	-	1	1
26 Viti	6	2	-	-	-	-	-	2	-	1	-	-	-	-	-	-	-	-	1	-
27 Vushtrri	19	2	-	2	-	-	1	8	1	2	1	-	-	-	1	-	-	-	1	-
28 Zubin Potok	1	-	-	1	-	-	-	-	-	-	-	-	-	-	-	-	-	-	-	-
29 Zveqan	-	-	-	-	-	-	-	-	-	-	-	-	-	-	-	-	-	-	-	-
30 Malishevë	6	-	-	-	-	-	-	2	1	1	-	-	-	1	-	-	-	-	-	1
31 Juniku	-	-	-	-	-	-	-	-	-	-	-	-	-	-	-	-	-	-	-	-
32 Mamushë	-	-	-	-	-	-	-	-	-	-	-	-	-	-	-	-	-	-	-	-
33 Hani i Elezit	2	-	-	-	-	-	-	2	-	-	-	-	-	-	-	-	-	-	-	-
34 Graçanica	1	-	-	-	-	-	-	-	-	1	-	-	-	-	-	-	-	-	-	-
35 Ranillug	-	-	-	-	-	-	-	-	-	-	-	-	-	-	-	-	-	-	-	-
36 Partesh	-	-	-	-	-	-	-	-	-	-	-	-	-	-	-	-	-	-	-	-
37 Klokot	-	-	-	-	-	-	-	-	-	-	-	-	-	-	-	-	-	-	-	-
38 Northern Mitrovica	1	-	-	-	-	-	-	-	1	-	-	-	-	-	-	-	-	-	-	-

Kosovo Agency of Statistics

short description

Kosovo Agency of Statistics is a professional institution which deals with collection, processing and publication of official statistical data. As such acts since 1948 and has passed through several historical stages, structured according to state regulation of those times.

On 2 August 1999, the Agency has resumed his professional work (after nine years of interruption of all statistical series detrimental to the interest of Kosovo), as an independent institution under the Ministry of Public Administration. Since 12.12.2011 the Agency operates in the frames of the Prime Minister's Office. Office is funded by the Kosovo Consolidated Budget, but also by donors for specific projects and for technical professional support.

Kosovo Agency of Statistics acts according to the Law No. 04/L-036 which entered into force on 12.12.2011. Programme of Official Statistics 2013/2017 is in implementation for the development of statistical system in correlation with the European Union statistics (EUROSTAT).

Kosovo Agency of Statistics has this organizational structure: production departments; (Department of Economic statistics and National Accounts, Department of Agriculture and Environment statistics and Department of Social statistics. **Support Departments**; Department of Methodology and Information Technology, Department of Policy Planning, Coordination and Communication, Department of Census and survey and Department of Administration. **Within the Agency are also established Regional Offices**; Gjakove, Gjilan, Mitrovica, Peja, Prizren, Pristina and Ferizaj

Number of employees and budget are still limited. In KAS are employed in total 143 workers, of whom 98 (68,58 %) at the headquarters of the Agency, while in the Regional Offices, 45 (31,5%). Agency's educational qualifying structure is as follows: 61,7% with university education, 15,4% with non-tertiary education, and 17.5% with secondary education.

We have professional and technical cooperation with all Ministries of the Government of Kosovo, especially with the Ministry of Economy and Finance, Central Bank of Kosovo, with international institutions, EUROSTAT, International Monetary Fund, World Bank, Sweden's SIDA, DFID, UNFPA, UNDP, UNICEF, and with the statistical institutions of the countries in the region.

Kosovo Agency of Statistics almost completely covers the territory of Kosovo, based on the statistical structure of the enumeration areas as the basic unit and sole in the country from which it gets first hand information. All surveys conducted in the field use the extension of the samples in these enumeration areas but also a statistical methodology according to international recommendations. During the collection of statistical data and reports from reporting entities are involved professionals, technicians, administrators, servants of the country offices, field enumerators from regional offices, etc.

In 2011, the project of Population Census , Households and Dwellings was successfully implemented, and in 2014 was successfully carried out the Agriculture Census. The result obtained from these censuses will have an important role in the development policies.

The mission of the Agency; to meet the needs of users with qualitative statistical data, objective, in time and space so that users have reliable base to conduct regular analysis in the interest of planning and project development at the municipal and country level. To support government institutions, scientific institutes, research academies, businesses in order to provide proper information for decision-makers and other users in Kosovo.

- **Address: KOSOVO AGENCY OF STATISTICS**
Street. "Zenel Salihu", No. 4, 10000 Pristina
- **Telephone:** +381 (0) 38 200 31 129
CEO: +381 (0) 38 200 31 112
- **Fax::** +381 (0) 38 235 033
- **E-mail:** infoask@rks-gov.net
- **Web:** <http://ask.rks-gov.net>