



Republika e Kosovës/Republika Kosova/Republic of Kosovo  
*Qeveria - Vlada - Government*  
*Ministria e Shërbimeve Publike - Ministarstvo Javnih Sluzbi -*  
*Ministry of Public Service*

## Series 2: Agriculture and Environment Statistics

# Survey on Municipal Waste 2007



Enti i Statistikës së Kosovës  
Zavod za Statistiku Kosova  
Statistical Office of Kosovo





Republika e Kosovës/Republika Kosova/Republic of Kosovo  
*Qeveria - Vlada - Government*  
*Ministria e Shërbimeve Publike - Ministarstvo Javnih Sluzbi -*  
*Ministry of Public Service*

## Series 2: Agriculture and Environment Statistics

# Survey on Municipal Waste 2007



Enti i Statistikës së Kosovës  
Zavod za Statistiku Kosova  
Statistical Office of Kosovo

Publisher: Statistical Office of Kosovo ( SOK)  
Publication date: December 2008  
© Statistical Office of Kosovo  
Reproduction is authorised provided the source is acknowledged  
Printed by: K.G.T, Prishtina, Kosovo

A great deal of information is available on internet, which can be  
accessed on the the SOK website : [www.ks-gov.net/esk](http://www.ks-gov.net/esk)

---

## **I n t r o d u c t i o n**

Is the first time that Statistical Office of Kosovo completed a survey on municipal waste.

The main objective of this survey was to provide sustainable data on the municipality waste in Kosovo. The result presented in this publication are very modest, but nevertheless they present an important source of information on municipal waste.

All the statistical instrument used during the survey are in line with European union recommendations and the Law on Waste in Kosovo, (No. 02/L-30) which has been fully designed according to European Union Regulations.

Special acknowledgement goes to Statistics Sweden for the technical assistance provided and to Sida which make it possible. Thanks go to Mr. Peter Worwerk and Mrs. Anna Hjerne and to Long Term Consultant of Statistics Sweden to Statistical Office of Kosovo Mrs. Milva Ekonomi.

This Publication was prepared by the Department of Agricultural and Environment Statistics at Statistical Office of Kosovo.

Bajrush Qevani, Director of Department  
Mr.sc.Haki Kurti, Chief of Division  
Arta Salihu-Morina, Senior Officer

Suggestions, proposals and remarks for this publication are welcome and will help us to have more effective publications for users.

December, 2008

Executive Chief,  
Avni Kastrati

## **Abbreviations and Acronyms**

EU	European Union
SOK	Statistical Office of Kosova
MMPH	Ministry of Environment and Spatial Planning
KEPA	Kosovo Environment Protection Agency
SIDA	Swedish International Development Cooperation Agency
WWRO	Water and Waste Regulatory Office
MPK	Municipal Public Company
DTD	Door to Door
CD	Collectiv Dwellings
SL, 2007	Statistics of Births in Kosovo, 2007
DSBA	Department of Agriculture and Environment Statistics
DPSIR	Driving forces, Pressure, State, Impact and Respons
OECD	Organisatiofor Economic Co-operation and Development
EEA	European Environment Agency

## **Key to Symbols**

Kg/person	Kilogram per person
kg	Kilogram
t	Tonne
%	Percent

## **C o n t e n t s**

	Page
Survey Objective and methodology .....	4
Data collection .....	5
Definitions .....	5
Results .....	6
Table 1 .....	6
Table 2.....	8
Annex 1.Questionnaire.....	11

## **General Information**

The municipal waste survey in Kosovo was conducted according to DPSIR model, used by all OECD countries, Eurostat and in line with Environment European Agency list of indicators.

### **1. Objectives and methodology of survey**

#### **1.1 Objective**

Objective of the municipal waste survey 2007 was to obtain, information on waste by kind of waste collection and quantity.

Also the survey aimed to start a time series on municipal waste for the coming years.

#### **1.2 Methodology**

##### **1.2.1 The survey frame**

All the survey procedures were prepared during July – August 2008. Activities such as questionnaire preparation, instruction book, questionnaire test, and the list of municipal companies that do treat waste were finalized before the starting date of the survey.

There were listed 14 companies to collect the information. Also other sources WWRO and MESP-KEPA were used to check the soundness of data.

The materials prepared were distributed to all regional statistical offices to insure complete coverage.



## **1.2.2 Data collection**

The data collection was completed through regional staff through face to face interviews with the managers of the waste treatment companies operating in the region.

All the questionnaires were checked according to :

- i. Completeness of all the questions and the average values per question.
- ii. Check completed by the staff of Agriculture and Environment Department
- iii. Logical check done by Swedish expert and IT

## **2. Definition**

**Municipal waste** is considered the waste collected and treated from those companies, which their primary duty is to execute the territorial management of the municipal waste. As municipal waste will be considered waste from households as well as waste from other activities which, retail trade activity, street garbage, waste produced by institutions and similar activities, waste from the wholesale trade and construction.

In the municipal waste are included waste from city sewage system and food remains from kindergartens and canteens.

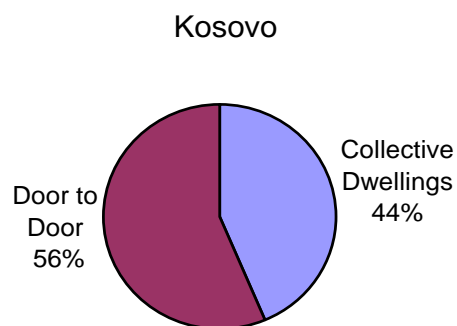
### 3. Results

**Table 1. Amounts of municipal waste collected in Kosovo 2007 by kind of waste collection.**

	Collective Dwellings [1000 tonnes]	Door to door [1000 tonnes]	Total [1000 tonnes]
Pristina & region <sup>1</sup>	88	94	182
Other regions in Kosovo	56	92	148
<b>Total</b>	<b>144</b>	<b>186</b>	<b>330</b>

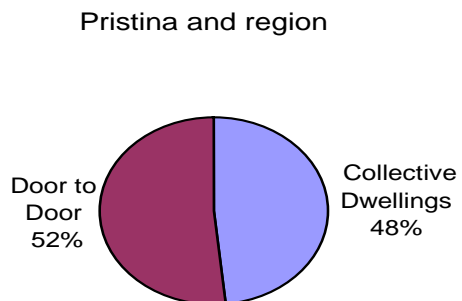
The total amount of municipal waste in Kosovo for 2007 is a little more than 300 000 tonnes.

**Chart 1. Percentage of waste collected from collective dwellings and “Door to Door” for all Kosovo.**

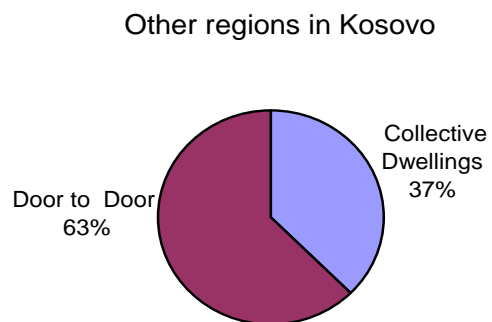


<sup>1</sup> Pristina, Gilloovci, Fushë Kosova, Lipjani & Produjeva.

**Chart 2. Percentage of waste collected from collective dwellings and “Door to Door” for Pristina and region.**



**Chart 3. Percentage of waste collected from collective dwellings and “door to door” for Rest of Kosovo.**

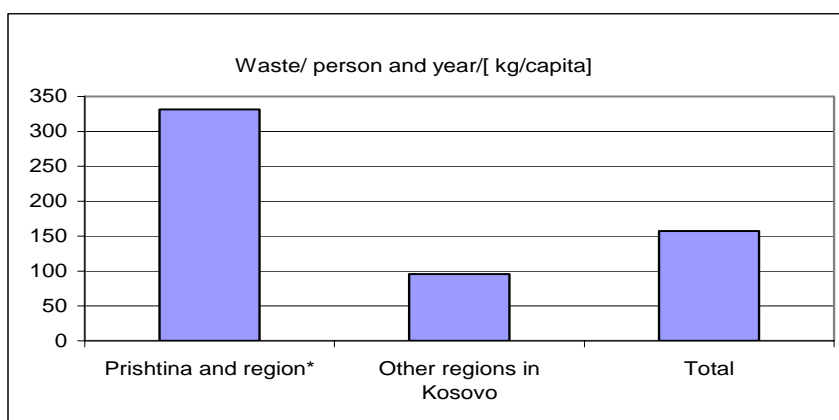


In Kosovo the door to door collection is just above 50 %. However if you consider Pristina and surroundings and the rest of Kosovo the door to door collection is more dominant in the rest of Kosovo.

**Table 2. Amounts of municipal waste collected in Kosovo 2007 per person.**

Region	Collected amounts (1000 tonnes)	Population <sup>1</sup>	Population (kg/kapital)	Waste/person and day (kg/capital)
Pristina and surrounding*	182	500 000	332	0.9
Rest of Kosovo	148	1 600 000	95	0,3
<b>Total</b>	<b>330</b>	<b>2 100 000</b>	<b>157</b>	<b>0.4</b>

**Chart 4. Amounts of municipal waste collected in Kosovo 2007 per person and year.**

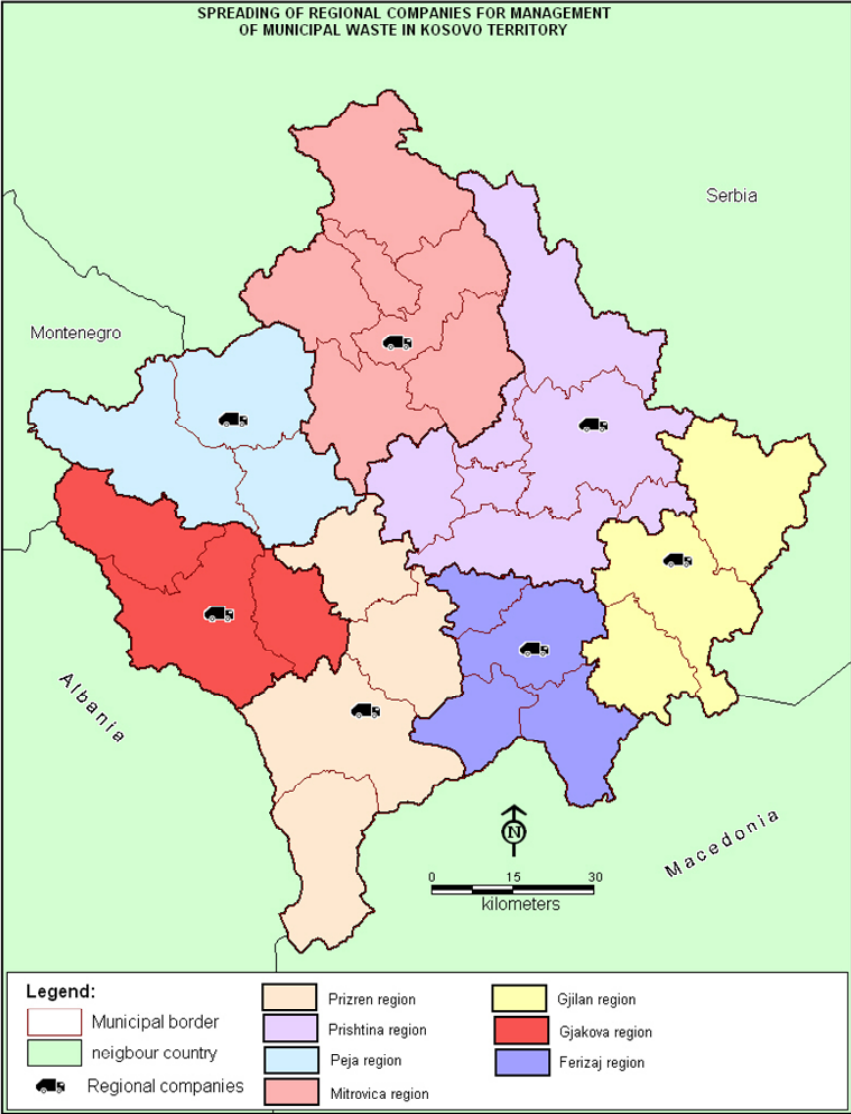


<sup>1</sup>Population is estimated based on total live births in 2007

\* Pristina, Gilloovci, Fushë Kosova, Lipjani & Produjeva

In Kosovo the municipal waste was 157 kg per person in 2007. However it differs very much regionally. In Pristina and surroundings it was 0.9 kg per person and day. For the rest of Kosovo it was much less.

### Map of Kosovo



Source: SOK

## **Annex 1. Questionnaire**



**Republika e Kosovës  
Republika Kosova-Republic of Kosovo  
Qeveria - Vlada - Government**

*Ministria e Shërbimeve Publike - Ministarstva Javnih Sluzbi - Ministry of Public Services*

---

*Enti i Statistikës së Kosovës – Zavod za Statistiku Kosova – Statistical Office of Kosovo*

## **QUESTIONNAIRE**

**Survey on Municipal Waste 2007**

**Reporting units – Public and Private Communal Enterprises**

The questionnaire is filled in by all Public and Private Communal Enterprises in the Republic of Kosovo.

Data refer to the period from 01.01 - 31.12.2007.

This survey is based on UNMIK Regulation 2001/14 according to which you should fulfil the requested information. The personal data are confidential and will be published in groups, protecting your interests. These data will not be used for other purposes.

Thank you!



**IDENTIFICATION DATA**

1.1 BUSINESS SUBJECT /NAME \_\_\_\_\_

1.2 BUSINESS SUBJECT NUMBER \_\_\_\_\_ | | | | | | | | | |

1.3 MUNICIPALITY \_\_\_\_\_ Settlement \_\_\_\_\_

1.4 ADDRESS \_\_\_\_\_

TELEPHONE \_\_\_\_\_ FAX \_\_\_\_\_

E-MAIL \_\_\_\_\_ WEB PAGE \_\_\_\_\_

This questionnaire is fulfilled by the Operational Director of the Enterprise

**TABELE 1. COLLECTED MUNICIPAL WASTE ACCORDING TO THE PLACE OF GENERATION AND DISPOSAL BY PUBLIC COMMUNAL ENTERPRISES (01.01 - 31.12 2007)**

**PLACE OF WASTE GENERATION**

Municipality (name)	Municipal Code (filled in by SOK)	Number of settlements used by public services	Amount of municipal collected according to the place of disposal*			
			volume (tone)			
			TOTAL	KD	DTD	
a	1	2	3	4	5	6
01						
02						
03						
04						
05	<b>TOTAL</b>					

**Note**

- 1.Tick in column 5, waste collected from „ Collectiv Dewellings ”
- 2.Tick in column 6, waste collected „ Doot to Door ” estimate with 0,2 ton 1 m<sup>3</sup> waste



## **Statistical Office of Kosovo, a brief description**

**The Statistical Office of Kosovo (SOK)** is a professional office operating since 1948. The SOK passed through some of the historic phases and it has been structured by the state rule of that time. SOK restarted its work on August 2, 1999, as an independent and professional office working in the frames of the Ministry of Public Services (MPS). SOK is financed by the Kosovo Consolidated Budget and by donors for the various projects.

**The Statistical Office of Kosovo** acts pursuant the UNMIK Regulation 2001/14 that entered into force on July 2, 2001. A medium-term Master Plan is being developed for the statistical system of Kosovo compatible with the European Statistics.

**SOK Mission** is to fulfill the needs of the users with the reliable statistical data and with regular analyses in order to support and provide government departments with the proper information for decision-making process including other users as well.

**Address: Statistical Office of Kosovo, Str. Zenel Salihu,  
No. 4, Pristina**

**Telephones:**

**Head-Quarters: +381 (0) 38 235 111**

**Director: +381 (0) 38 235 545**

**Fax: +381 (0) 38 235 033**

**E-mail: [agriculture@ks-gov.net](mailto:agriculture@ks-gov.net)**

**Web-site: [www.ks-gov.net/esk](http://www.ks-gov.net/esk)**