

# Number of families and family members receiving social assistance benefits by region and month during 2003

## **Preface**

This statistical report contains statistics on social assistance benefits.

Data source for the statistics on social assistance benefits is the Ministry of Labour and Social Welfare (MLSW), Social Welfare Department.

Contact person at the Statistical Office of Kosovo (SOK) is Flutura Shosholli, tel: 038 235 111 ext 136.

Statistics on social assistance benefits for 2001 and 2002 has been published in:

*Statistical Data on Social Welfare in Kosovo: Number of families and family members receiving social assistance benefits 2001 and 2002 in Kosovo (SOK, March 2003, revised version)*

<b>Content</b>	<b>Page</b>
Number of families receiving social assistance benefits by region and month 2003	2
Number of family members receiving social assistance benefits by region and month 2003	3
Number of families and family members receiving social assistance benefits by region and month 2003	4

Pristina, January 2004

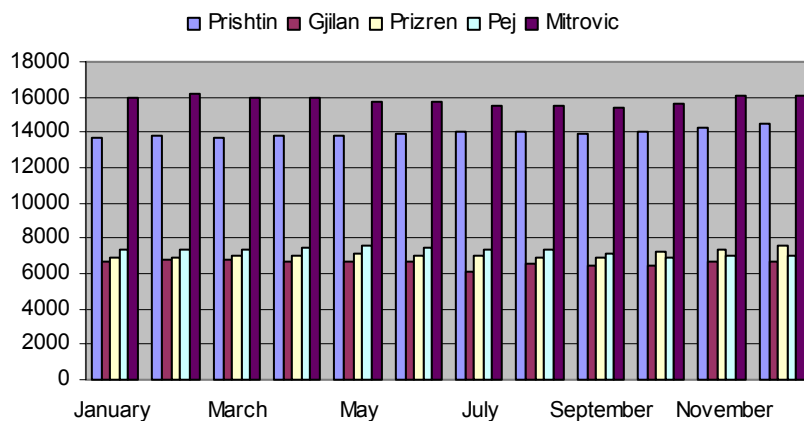
Ronnie Andersson  
Acting CEO, SOK

**Table 1 Number of families receiving social assistance benefits by region and month 2003**

Months	Region					Total
	Prishtinë/ Priština	Gjilan/ Gnjilane	Prizren/ Prizren	Pejë/ Peç	Mitrovic/ Mitrovica	
January	13 698	6 719	6 934	7 374	15 998	50 723
February	13 784	6 822	6 948	7 406	16 147	51 107
March	13 717	6 793	6 979	7 390	15 965	50 844
April	13 855	6 675	7 042	7 484	15 968	51 025
May	13 769	6 626	7 091	7 553	15 681	50 720
June	13 968	6 731	7 052	7 470	15 722	50 943
July	13 985	6 096	6 965	7 411	15 483	49 940
August	13 983	6 553	6 914	7 307	15 464	50 221
September	13 893	6 449	6 922	7 085	15 384	49 733
October	14 032	6 492	7 273	6 918	15 586	50 301
November	14 219	6 659	7 413	7 002	16 049	51 342
December	14 445	6 734	7 535	7 005	16 072	51 791

From table 1 it is seen that the number of families receiving social assistance benefits was highest in December.

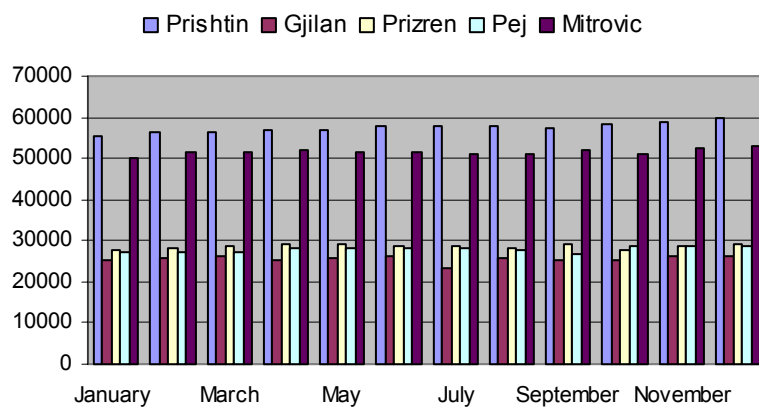
**Figure 1  
Number of families receiving social assistance benefits by region and month 2003**



**Table 2 Number of family members receiving assistance benefits by region and month 2003**

Months	Region					Total
	Prishtinë/ Priština	Gjilan/ Gnjilane	Prizren/ Prizren	Pejë/ Peč	Mitrovic/ Mitrovica	
January	55 316	25 464	27 942	27 141	50 290	186 153
February	56 255	25 997	28 245	27 402	51 730	189 629
March	56 228	26 016	28 818	27 402	51 677	190 141
April	56 959	25 447	29 223	27 953	51 977	191 559
May	56 794	25 673	29 177	28 352	51 613	191 609
June	57 732	26 265	28 923	28 246	51 641	192 807
July	57 973	23 275	28 565	28 236	50 919	188 968
August	57 932	25 524	28 385	27 862	50 800	190 503
September	57 577	25 048	29 039	26 554	52 247	190 465
October	58 113	25 254	27 926	28 503	50 935	190 731
November	58 978	26 010	28 519	28 823	52 704	195 034
December	59 987	26 428	29 047	28 911	52 818	197 191

**Figure 2  
Number of family members receiving social assistance benefits by region and month 2003**

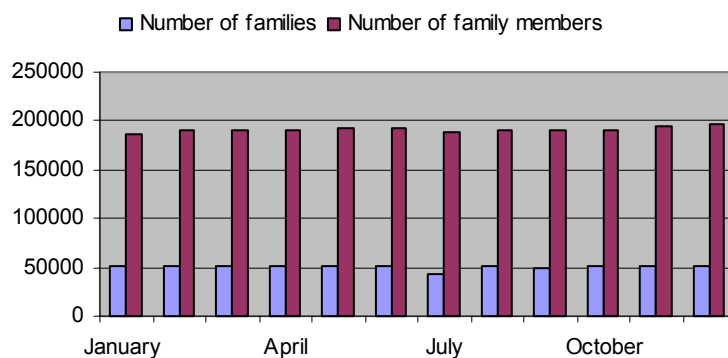


In December 2003 there were 197 191 family members receiving social assistance benefits.

**Table 3 Number of families and family members receiving social assistance benefits by region and months 2003**

Months	Number of families	Number of family members
January	50 723	186 153
February	51 107	189 629
March	50 844	190 141
April	51 024	191 559
May	50 720	191 609
June	50 943	192 807
July	49 940	188 968
August	50 221	190 503
September	49 733	190 465
October	50 301	190 731
November	51 342	195 034
December	51 791	197 191

**Figure 3  
Number of families and family members receiving social assistance by region and month 2003**



In December 2003 there were almost 52 000 families with more than 197 000 family members receiving social assistance benefits. That is about 10 per cent of the resident population in Kosovo. The average payment per family and month is about 52 euro. The total amount paid out in social assistance benefits was about 32 million euro during 2003.