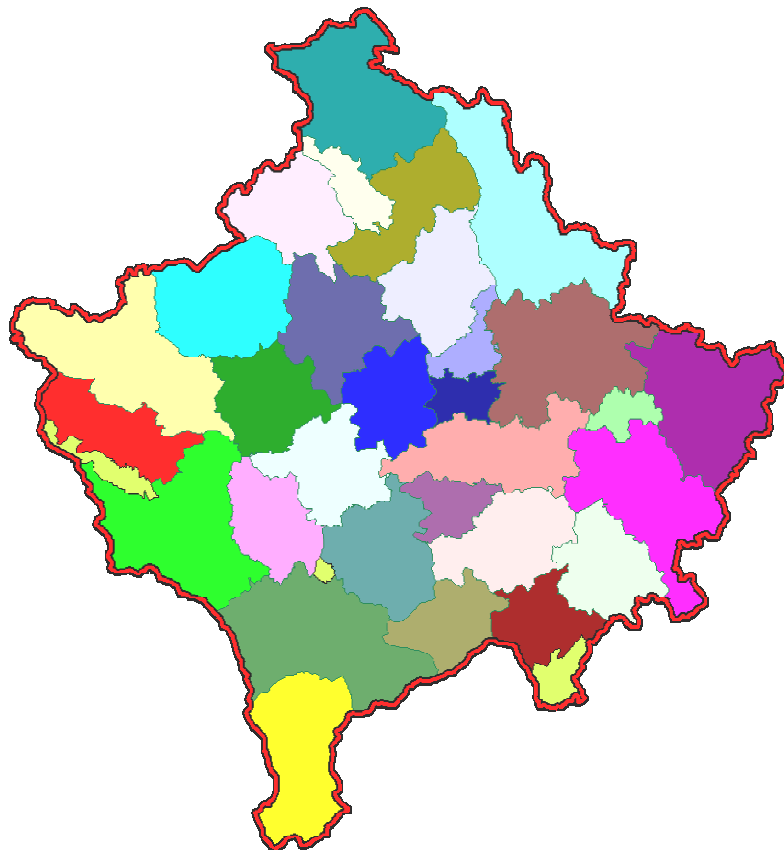




Republika e Kosovës
Republika Kosova-Republic of Kosovo
Qeveria - Vlada - Government
Zyra e Kryeministrit -Ured Premijera -Office of the Prime Minister
Agjencia e Statistikave të Kosovës - Agencija Statistike Kosova - Kosovo Agency of Statistics

Series 5: Social Statistics
Social Welfare Statistics
2011



ENTI I STATISTIKËS SË KOSOVËS
ZAVOD ZA STATISTIKU KOSOVA
STATISTICAL OFFICE OF KOSOVA



Republika e Kosovës
Republika Kosova-Republic of Kosovo
Qeveria - Vlada - Government
Zyra e Kryeministrit -Ured Premijera -Office of the Prime Minister
Agjencia e Statistikave të Kosovës - Agencija Statistike Kosova - Kosovo Agency of Statistics

Series 5: Social Statistics
Social Welfare Statistics
2011



ENTI I STATISTIKËS SË KOSOVËS
ZAVOD ZA STATISTIKU KOSOVA
STATISTICAL OFFICE OF KOSOVA

Publisher: Statistical Agency of Kosovo (KAS)
Publication date: April 2011
© Kosovo Agency of Statistics
Reproduction is authorized when source is indicated only
Printed by the K.G.T, Pristina, Kosovo

More information is available on Internet
<http://esk.rks-gov.net>

Foreword

Kosovo Agency of Statistics (KAS) has started to publish data on social welfare in Kosovo since 2002.

In this publication are compiled all information pertaining the year 2011.

Source of these data is the Ministry of Labour and Social Welfare (MLSW) respectively the following departments:

Social Welfare Department - provides data on beneficiaries of social assistance, data for abandoned children, data for elderly and persons without family home care located in the elderly home, data for people with special needs in the Institute of Shtime.

Department of Pensions Administration - provides data for basic pensions, pensions by payment-contributions and pensions for persons with special needs,

Department of Families of Martyrs and War Invalids - provides data for pensions provided to families of martyrs and war invalids.

This is the tenth publication of the KAS, respectively the Department of Social Statistics for Social Welfare and will serve as a useful reference base for all users of statistical data about social welfare.

These data will serve as important in order to know the social environment in Kosovo.

All suggestions, proposals, comments or remarks can be sent to electronic address social@ks-gov.net which would contribute to increase the quality of our publication in the future.

Publication was prepared by:

MA. sc Bashkim Bellaqa, Director of Department of Social statistics,
Ms. Naime Pllana – Rexhepi, Chief of sector of other social statistics,

Official for design - Ahmet Cakolli

April 2012

Chief Executive Officer, SOK
Isa Krasniqi

Abbreviations

KAS	-	Kosovo Agency of Statistics
MLSW	-	Ministry of Labour and Social Welfare
DFMWI	-	Department of Families of Martyrs and War Invalids

C o n t e n t s

	Page
Explanations for the users	4
Tab.1. Basic pension according to month and region	8
Tab. 2. Basic pension according to nationality and gender and total payments	9
Tab.3. Pension by contribution payments according to month and region	10
Tab.4. Contribution payment pension according to nationality, gender and total payments	11
Tab.5. Pensions of persons with special needs according to the region	12
Tab.6. Pensions of persons with special needs according to gender	13
Tab.7. Users of pensions according to the DFDIL scheme according to the region	14
Tab.8. DFDIL scheme according to age.....	15
Tab.9. DFDIL scheme according to nationality.....	16
Tab.10. DFDIL scheme according to gender	16
Tab.11. DFDIL scheme – changes in 2010 / 2011	17
Tab.12. House of elderly persons without family care according to nationality.....	18
Tab.13. House of elderly persons without family care according to gender.....	19
Tab.14. Persons located in the Institute of Shtime according to nationality.....	20
Tab.15. Persons located in the Institute of Shtime according to gender.....	21
Tab.16. Abandoned children, according to region.....	22
Tab.17. Families who received social benefit (assistance) according to region	23
Tab.18. Family members who received social assistance according to region	24
Tab.19. Families and family members who received social assistance according to regions, and total payments.....	25
Tab.20. Recipients of social assistance in 2010 / 2011.....	28
Tab.21. Annual amount of funds spent in social welfare payments, basic pensions and contribution pensions, pensions of persons with special needs and DFDIL pension scheme in 2010 / 2011	28

Explanations for the users

Pensions¹

Pensions include four forms of pension: Basic pension and pension based on individual savings, pensions of persons with special needs DFDIL pension scheme (awarded pensions for war invalids and families of martyrs).

Basic pension means a pension that pension administration pays to all citizens with permanent residence in Kosovo who have reached retirement age.

Monthly amount paid to this category is 45 €

Pension based on individual savings means a pension that Kosovo Pension Fund Savings pays to all persons in retirement age who meet the requirements under Regulation 2005/20 on pension contributions.

Monthly amount paid to this category is 80 €

Pensions of persons with special needs⁴

Pension of persons with special needs - means any social security payment made to persons who are considered with special needs under legislation approved by the Assembly and who runs such a scheme of payments.

Monthly amount paid to this category is 45 €

War invalids²

War Invalids are divided into several categories and depending on the category the rate of payment changes as follows:

Families of martyrs

The family with one martyr:	358,50€
The family with two martyrs:	428,70€
The family with three martyrs:	463,80€
The family with four martyrs:	498,90€
The family with more than four martyrs:	534,00€

War invalids include:

Disabled physical impairment of 80%	358,50€
Disabled physical impairment of 71 - 80%	330,00€
Disabled physical impairment of 61 - 70%	315,00€
Disabled physical impairment of 51 - 60%	300,00€
Disabled physical impairment of 41 - 50%	285,00€
Disabled physical impairment of 31 - 40	255,00€
Disabled physical impairment of 20 - 30	180,00€

Invalids with custodian

Custodian for invalid with physical impairment above 80%	180,00€
--	---------

Families of missing of the KLA

Family with one person missing	358,00€
Family with two missing	428,70€
Family with three missing	463,80€
Family with four missing	498,90€

¹ Definition of pension sis taken from the Regulation 2005 / 20.

⁴ Definition of persons with special needs is taken from the Law No. 2003/15

² Definition of war invalids is in Law No. 02/L-2 approved in February 2006

Family with more than four missing	534,00€
Families of war invalids after death	
Invalid with physical impairment on 80%	286,80€
Invalid with physical impairment of 71-80%	264,00€
Invalid with physical impairment of 61-70%	252,00€
Invalid with physical impairment of 61-60%	240,00€
Invalid with physical impairment of 41 - 50%	228,00€
Invalid with physical impairment of 31-40%	204,00€
Invalid with physical impairment of 20 - 30%	144,00€
Families of civil victims	
Family of civil victim	135,00 €
Family of missing civilian	135,00 €
Civil invalids of war	
Invalid with physical impairment on 80%	122,00€
Invalid with physical impairment on 61-80%	109,00€
Invalid with physical impairment on 40-60%	96,00€
Civil invalid of war with custodian	
Custodian for civil invalid of war with physical impairment above 80 %	40,10€
Families of civil invalid war after death	
Invalid with physical impairment on 80%	98,60€
Invalid with physical impairment 61-80%	88,20€
Invalid with physical impairment 40-60%	77,80€

Invalids (civil invalids of war) with custodian – custodian for the invalids with physical impairment with over 80%.

Along with war invalids are included families of war invalids After the death' (which include spouse and children, until the age of 18 years respectfully 26 years if in education), civil invalids, families of civil invalid after the death, families of martyrs, families of missing of the KLA, families of civilian victims, families of the missing civil war, custodians of invalids of war and custodians of civil invalids.

The average of payment of war invalids is € 194.2 (the average was taken in December 2011).

Abandoned children³

Abandoned children without parental care, is considered any child aged under 18, who is abandoned by parents, who for various reasons and therefore did not commit, or are unable to perform duties, responsibilities and parental rights.

Forms of protection for this category of children are: custody, family reunification, family housing, temporary housing and institutional adoption.

³ Definition of abandoned children was taken from law on family and family relations FI. Official of Kosovo 10/84. This law is valid until the new law is approved on this field.

House of elderly persons without family care – In the elderly house in Prishtina are placed elderly people who have no family care. In the overall number of these persons enter the data so-called community homes that are in Skenderaj and Gurakoc.

Institute for people with special needs in Shtime – In this institute are placed people with special needs meaning with mental problems. In the total number of persons located in the institute enter the data of the so-called home community located in: Graqanica, Ferizaj, Vushtrri, Dardania and Decani, and a home for children with special needs in mental development which is located in Shtime.

Social assistance scheme⁵

Social Assistance Scheme provides financial assistance to selected families in accordance with the criteria set forth in this law and based on the resources allocated for this purpose by the Kosovo Consolidated Budget.

Beneficiary family - composed of those persons whose needs are taken into account when determining eligibility and the amount of assistance, and defined as being composed of the applicant or recipient and all other members of the family, community who are family (his/her spouse and partners who live together, parents and children, including adopted children.

Children in family shelter or children of one partner. So the family can consist of the applicant or recipient and one, two, three or more members living in a family community. Individual with no other family members in the household, according to this law, is considered a family.

Household - defined as a group of individuals who live together under one roof and jointly share the cost of living. According to this law household can include people who are not family members.

Orphan - defined as a child, both of whose parents have died or who was born to a single parent (self feeder) who died.

Single parent - defined as the parent or legal guardian of a child until the age of eighteen (18) who lives with the child and is sole responsible legally and financially for the child.

Dependent person - defined as an individual who belongs to one of the following groups; Persons who are over the age of eighteen years (18) and who have serious flaws and permanently special needs to making him unable to work for rewarding work, persons who are sixty-five (65) years or more elderly custodians of people with permanent special needs or to persons age 65 or older who need permanent care, or child under 5 years old, persons up to age 14 years, persons between the ages of 15 and 18 years old and who are in regular secondary education, single parents with at least one child under 15 years old.

To be eligible for social assistance, all family members must be permanent residents in Kosovo and will meet the requirements for classification into one of the following categories:

a) First category

Family where all family members are dependent persons (as defined above the person's dependent) and none of them is employed.

Second category

A family with a family member able to work and with at least one child under five (5) years of age or have the permanent care of an orphan under fifteen (15).

⁵ Definition for social assistance is taken from Law No. 2003/15

All family members for inclusion in the second category should be persons or dependent (as defined in the dependent person) or be registered as unemployed at the Employment Offices of the Ministry of Labour and Social Welfare.

Standard monthly rate for social assistance is determined by the number of family members and the number of points as a member. Height of the euro point is defined by the Ministry of Economy and Finance in cooperation with the Ministry of Labour and Social Welfare.

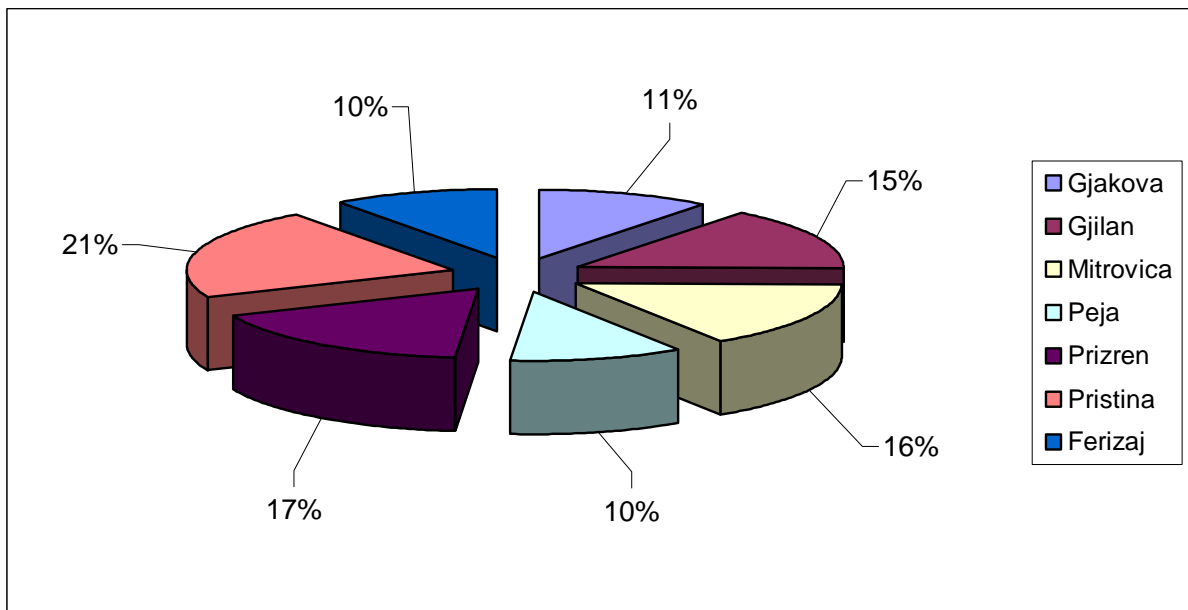
Family of one (1) member:	€40
Family of two (2) members	€55
Family of three (3) members	€60
Family of four (4)	€65
Family of five (5) members	€70
Family of six (6) members	€75
Family of seven (7) members	€80

Tab.1. Basic pension according to month and region

Month	Region							Total		Total
	Gjakova	Gjilan	Mitrovica	Peja	Prizren	Pristina	Ferizaj	Female	Male	
January	11.209	15.676	20.380	11.042	18.577	22.583	10.784	71.915	38.336	110.251
February	10.253	14.856	20.025	9.941	17.284	19.281	10.017	65.972	35.685	101.657
March	10.642	14.495	20.159	9.699	17.421	21.612	10.070	67.753	36.345	104.098
April	10.661	14.750	19.390	10.499	17.633	22.210	10.132	68.549	36.726	105.275
May	10.879	15.231	19.832	10.953	18.127	22.084	10.406	70.029	37.483	107.512
June	10.859	15.411	20.221	11.114	18.183	22.240	10.604	70.874	37.758	108.632
July	11.106	15.505	20.442	11.099	18.335	22.424	10.588	71.399	38.100	109.499
August	11.158	15.515	18.666	11.152	18.071	22.440	10.346	69.947	37.401	107.348
September	10.597	14.398	14.757	10.597	17.313	20.900	10.052	64.089	34.525	98.614
October	11.078	1.329	1.482	10.446	18.033	22.096	10.503	67.183	35.784	102.967
November	10.963	15.367	15.881	11.037	18.223	22.122	10.603	68.097	36.099	104.196
December	11.253	15.713	16.914	11.128	18.561	22.821	10.755	69.999	37.146	107.145

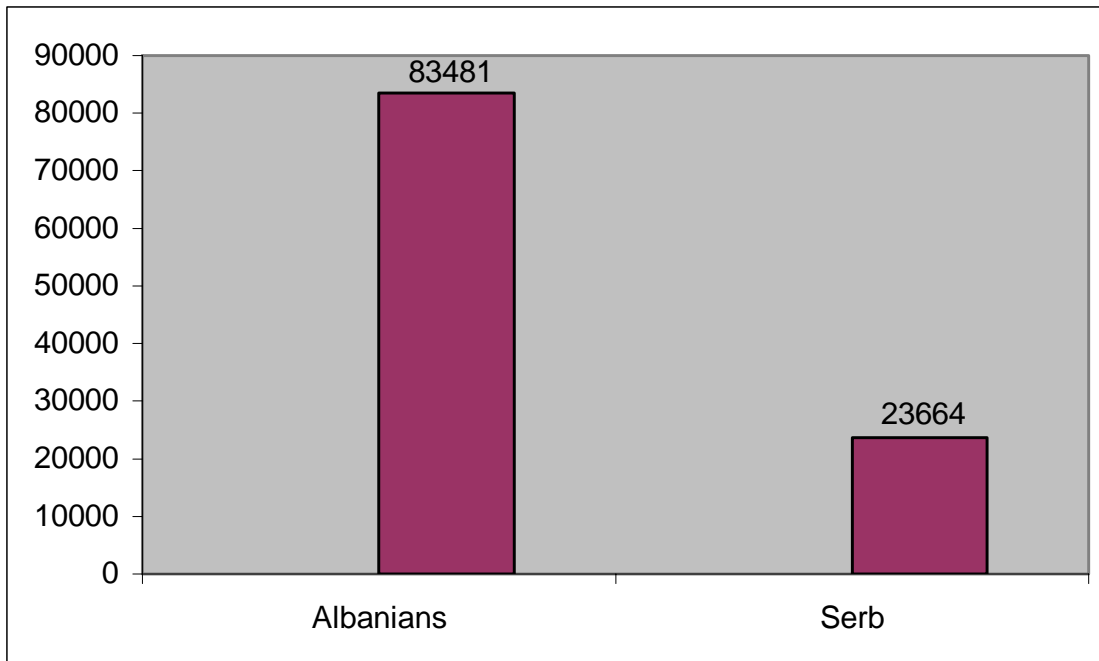
Comparing the years 2010/2011 it shows that in 2011 the number of basic pension has been reduced for 2713 or in percentage to 2.5%

Figure.1. Basic pension expressed in percentage



Tab. 2. Basic pension according to nationality and gender and total payments

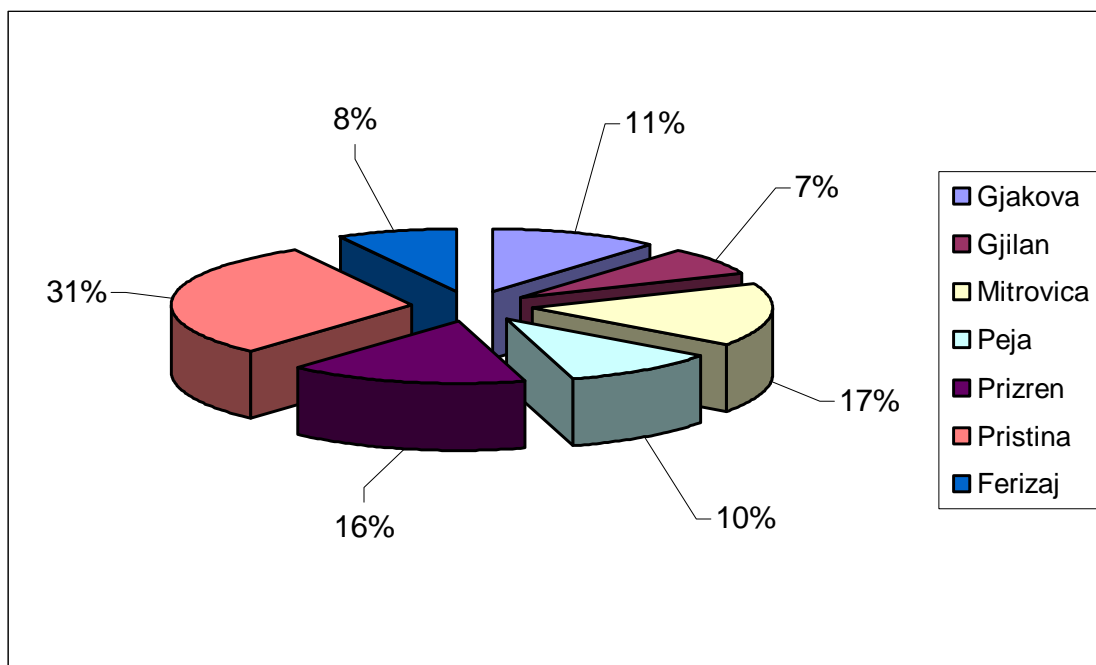
Month	Albanians	Serb	Female	Male	Amount paid
January	83.145	27.106	71.915	38.336	5.064.210,00
February	74.893	26.764	65.972	35.685	4.697.460,00
March	77.680	26.418	67.753	36.345	5.148.180,00
April	79.063	26.212	68.549	36.726	5.144.495,00
May	80.952	26.560	70.029	37.483	5.175.315,00
June	81.820	26.812	70.874	37.758	5.224.230,00
July	82.527	26.972	71.399	38.100	5.232.960,00
August	81.925	25.423	69.947	37.401	5.112.495,00
September	76.856	21.758	64.088	34.526	4.800.645,00
October	80.880	22.087	67.182	35.785	5.204.430,00
November	81.607	22.589	68.096	36.100	5.109.075,00
December	83.481	23.664	69.998	37.147	5.269.905,00

Figure 2. Basic pension according to nationality

Tab.3. Pension by contribution payments according to month and region

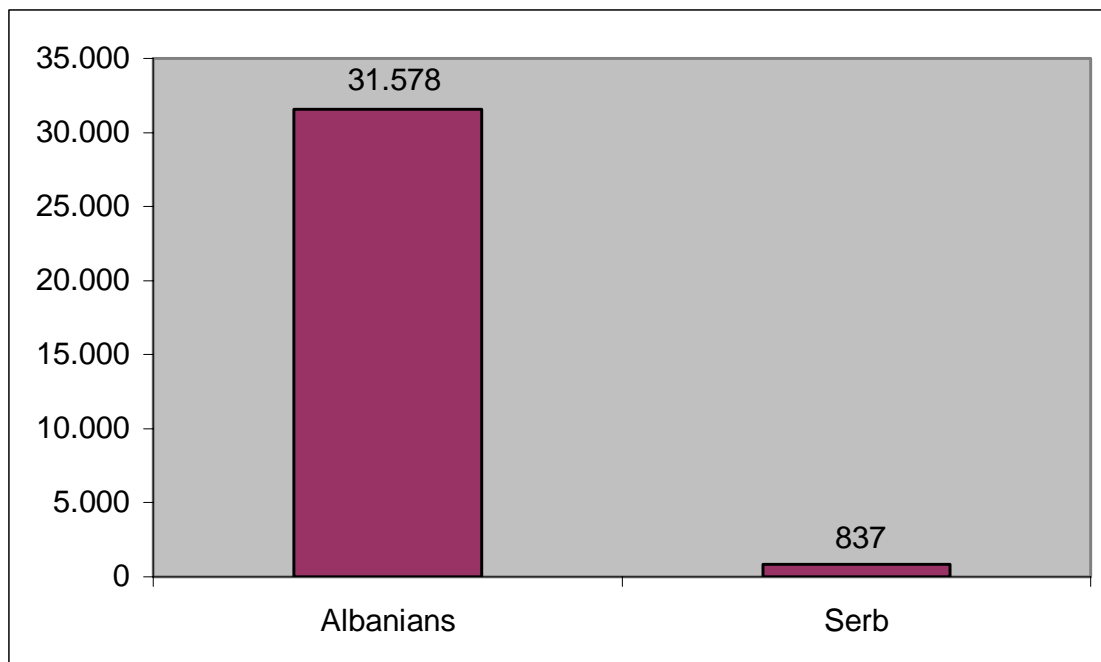
Month	R e g i o n							T o t a l		Total
	Gjakov a	Gjilan	Mitrovica	Peja	Prizren	Pristina	Ferizaj	Female	Male	
January	3.441	2.181	5.122	3.214	5.064	9.447	2.445	2.800	28.114	30.914
February	3.353	2.157	5.067	3.055	4.972	8.891	2.338	2.774	27.059	29.833
March	3.495	2.146	5.019	3.122	5.030	9.602	2.391	2.867	27.938	30.805
April	3.399	2.168	5.006	3.277	5.063	9.712	2.418	2.889	28.154	31.043
May	3.470	2.237	5.200	3.332	5.171	9.587	2.472	2.937	28.532	31.469
June	3.509	2.267	5.269	3.345	5.148	9.653	2.540	2.974	28.757	31.731
July	3.545	2.264	5.342	3.338	5.157	9.798	2.453	3.028	28.869	31.897
August	3.557	2.266	5.037	3.360	5.047	9.782	2.404	3.015	28.438	31.453
September	3.488	2.176	4.954	3.246	5.027	9.533	2.416	2.963	27.877	30.840
October	3.581	2.301	5.315	3.304	5.194	9.809	2.550	3.074	28.980	32.054
November	3.519	2.299	5.336	3.386	5.140	9.671	2.560	3.074	28.837	31.911
December	3.655	2.333	5.389	3.369	5.225	9.859	2.585	3.102	29.313	32.415

Comparing the years 2010/2011 it shows that in 2011 the number of contribution payments pensions has increased to 1774 or in percentage 5.5%.

Figure.3. Contribution pension expressed in percentage

Tab.4. Contribution payment pension according to nationality, gender and total payments

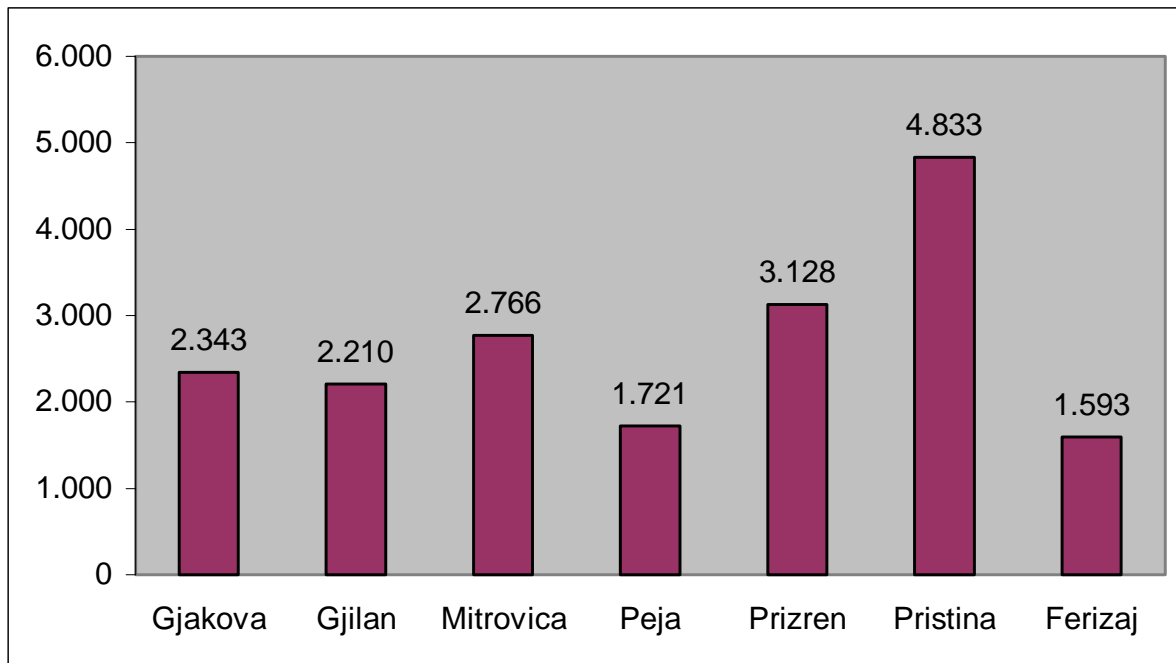
Month	Albanians	Serb	Female	Male	Amount paid
January	30.117	797	2.800	28.114	2.551.055,00
February	29.046	787	2.774	27.059	2.474.640,00
March	30.015	790	2.866	27.939	2.643.440,00
April	30.235	808	2.889	28.154	2.615.595,00
May	30.649	820	2.944	28.525	2.635.490,00
June	30.917	814	2.974	28.757	2.662.155,00
July	31.084	813	3.028	28.869	2.665.730,00
August	30.643	800	3.014	28.429	2.624.840,00
September	30.055	785	2.962	27.878	2.617.670,00
October	31.240	814	3.083	28.971	2.767.555,00
November	31.073	838	3.077	28.834	2.683.605,00
December	31.578	837	3.111	29.304	2.728.675,00

Figure 4. Contribution pension according to nationality

Tab.5. Pensions of persons with special needs according to the region

Month	Region							Total
	Gjakova	Gjilan	Mitrovica	Peja	Prizren	Pristina	Ferizaj	
January	2.453	2.170	2.589	1.692	3.045	4.596	1.816	18.361
February	2.459	2.196	2.718	1.699	3.089	4.723	1.843	18.727
March	2.354	2.153	2.633	1.612	3.014	4.579	1.776	18.121
April	2.287	2.167	2.686	2.188	2.974	4.761	1.514	18.577
May	2.417	2.297	2.851	1.741	3.157	4.887	1.562	18.912
June	2.330	2.512	2.716	1.834	3.506	4.597	1.744	19.239
July	2.392	2.312	2.853	1.753	3.160	4.926	1.638	19.034
August	2.397	2.310	2.881	1.744	3.139	4.977	1.629	19.077
September	2.385	2.282	2.882	1.734	3.145	4.976	1.649	19.053
October	2.374	2.241	2.841	1.704	3.171	4.927	1.630	18.888
November	2.382	2.268	2.864	1.724	3.175	5.001	1.672	19.086
December	2.343	2.210	2.766	1.721	3.128	4.833	1.593	18.594

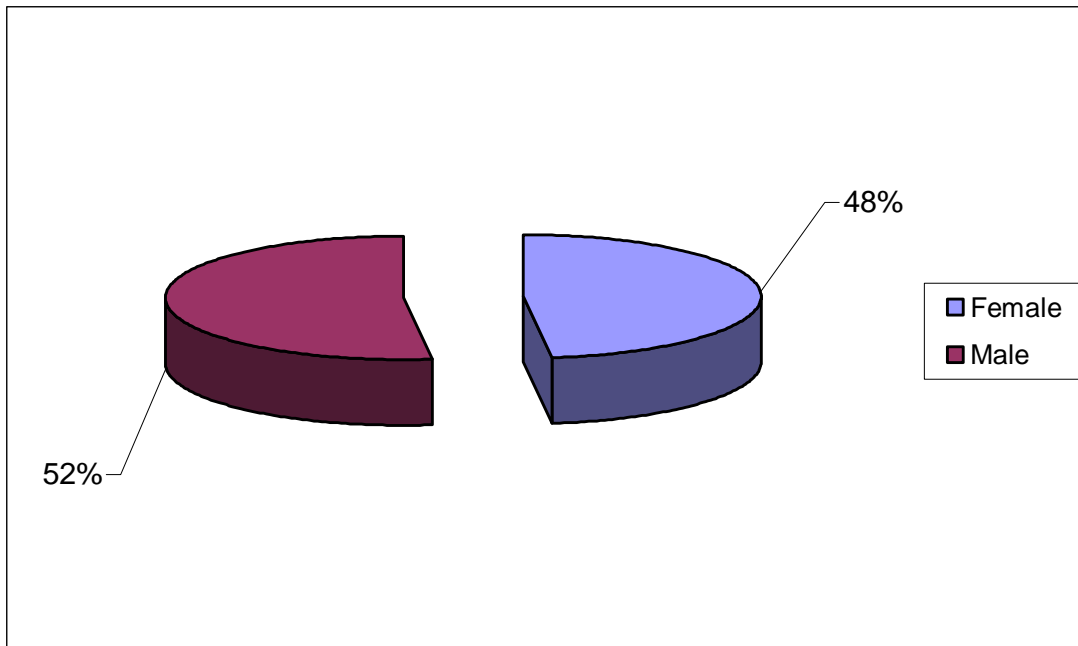
Comparing the years 2010/2011 it shows that in 2011 the number of pensions to persons with disabilities has decreased by 798 or 4.1% expressed as a percentage

Figure 5. Pensions of persons with special needs according to the region

Tab.6. Pensions of persons with special needs according to gender

Month	Female	Male	Total	Amount paid
January	8.998	9.363	18.361	885.460,00
February	9.174	9.553	18.727	951.480,00
March	8.801	9.320	18.121	860.805,00
April	8.959	9.618	18.577	880.425,00
May	9.163	9.749	18.912	1.076.535,00
June	9.736	9.503	19.239	947.385,00
July	9.805	9.229	19.034	957.510,00
August	9.260	9.817	19.077	927.335,00
September	9.216	9.837	19.053	932.850,00
October	9.153	9.735	18.888	902.475,00
November	9.225	9.861	19.086	946.845,00
December	8.927	9.667	18.594	882.135,00

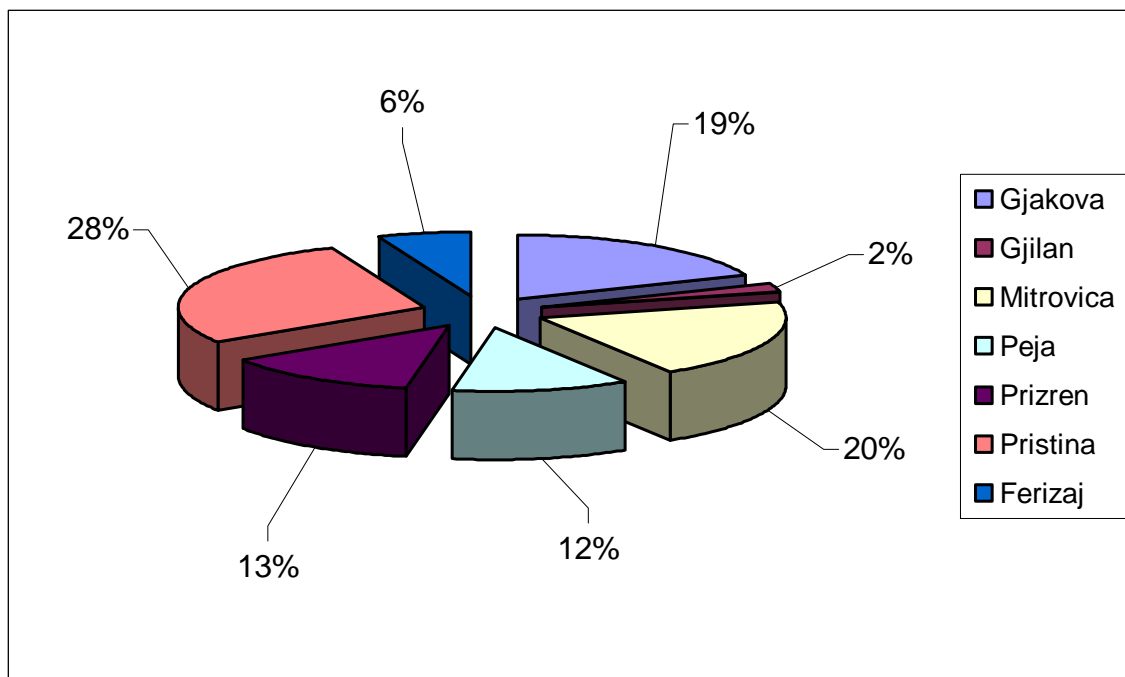
Figure 6. Pensions of persons with special needs expressed in percentage



Tab.7. Users of pensions according to the DFDIL scheme according to the region

Month	Region							Total
	Gjakova	Gjilan	Mitrovica	Peja	Prizren	Pristina	Ferizaj	
January	2.525	279	2.659	1.534	2.372	3.534	799	13.702
February	2.518	277	2.662	1.531	1.748	3.564	797	13.097
March	2.355	249	2.556	1.465	1.646	3.410	758	12.439
April	2.472	280	2.652	1.524	1.737	3.578	794	13.037
May	2.490	276	2.669	1.531	1.746	3.658	795	13.165
June	2.491	276	2.665	1.530	1.746	3.663	795	13.166
July	1.363	88	1.693	1.010	429	2.018	416	7.017
August	2.287	244	2.555	1.469	1.591	3.527	742	12.415
September	2.422	274	2.607	1.511	1.677	3.624	762	12.877
October	2.446	276	2.620	1.516	1.704	3.649	774	12.985
November	2.464	275	2.628	1.525	1.716	3.674	779	13.061
December	2.478	275	2.637	1.530	1.722	3.684	783	13.109

Figure 7. DFDIL scheme according to region



Tab.8. DFDIL scheme according to age

Month	A g e							Total
	< 18	18 -25	26 - 35	36 - 45	46 - 55	56 - 65	65>	
January	71	278	1.508	3.040	2.951	2.591	2.647	13.086
February	70	259	1.512	3.058	2.961	2.594	2.643	13.097
March	70	269	1.541	3.089	2.976	2.603	1.891	12.439
April	69	278	1.550	3.106	2.993	2.608	2.433	13.037
May	70	281	1.572	3.129	3.006	2.618	2.489	13.165
June	70	281	1.571	3.132	3.007	2.616	2.489	13.166
July	22	117	833	1.791	1.590	1.274	1.390	7.017
August	64	259	1.493	2.946	2.839	2.440	2.374	12.415
September	48	241	1.317	3.038	2.962	2.597	2.674	12.877
October	48	221	1.324	3.076	2.992	2.616	2.708	12.985
November	49	246	1.333	3.091	3.003	2.627	2.712	13.061
December	49	256	1.339	3.102	3.012	2.629	2.722	13.109

The largest number of pension scheme DFDIL belongs to the age from 36 to 45 years around 3.102

It is worth mentioning that out of 13,109 people who benefited from retirement, of them are:

war invalids	3.370
families of missing civilians	287
custodians of war invalids	34
civil war invalids	2.124
families of civilian victims	5.042
families of martyrs of KLA	2.023
custodians of war invalids	80
families of missing in KLA	18
families of war invalids after death	74
families of civilian invalids after death	57

Tab.9. DFDIL scheme according to nationality

Month	Albanians		Serb		Total		Total
	Female	Male	Female	Male	Female	Male	
January	6.923	6.116	35	12	6.958	6.128	13.086
February	6.919	6.131	35	12	6.954	6.143	13.097
March	6.439	5.954	35	11	6.474	5.965	12.439
April	6.797	6.192	37	11	6.834	6.203	13.037
May	6.848	6.268	37	12	6.885	6.280	13.165
June	6.849	6.268	37	12	6.886	6.280	13.166
July	3.580	3.418	13	6	3.593	3.424	7.017
August	6.377	5.999	29	10	6.406	6.009	12.415
September	6.673	6.161	32	11	6.705	6.172	12.877
October	6.747	6.193	34	11	6.781	6.204	12.985
November	6.791	6.225	34	11	6.825	6.236	13.061
December	6.818	6.246	34	11	6.852	6.257	13.109

Tab.10. DFDIL scheme according to gender

Month	Female	Male	Total	Total payments in €
January	6.958	6.128	13.086	2.029.511,60
February	6.954	6.143	13.097	2.015.468,71
March	6.474	5.965	12.439	2.416.007,61
April	6.834	6.203	13.037	2.605.211,51
May	6.885	6.280	13.165	2.547.190,11
June	6.886	6.280	13.166	2.525.170,91
July	3.593	3.424	7.017	1.365.480,60
August	6.406	6.009	12.415	3.443.613,42
September	6.705	6.172	12.877	2.644.199,41
October	6.781	6.204	12.985	2.564.853,81
November	6.825	6.236	13.061	2.547.377,71
December	6.852	6.257	13.109	2.545.884,91

It is worth mentioning that since March 2011 the amount of payment of pension scheme DFDIL has increased for 50% in all categories

Tab.11. DFDIL scheme – changes in 2010 / 2011

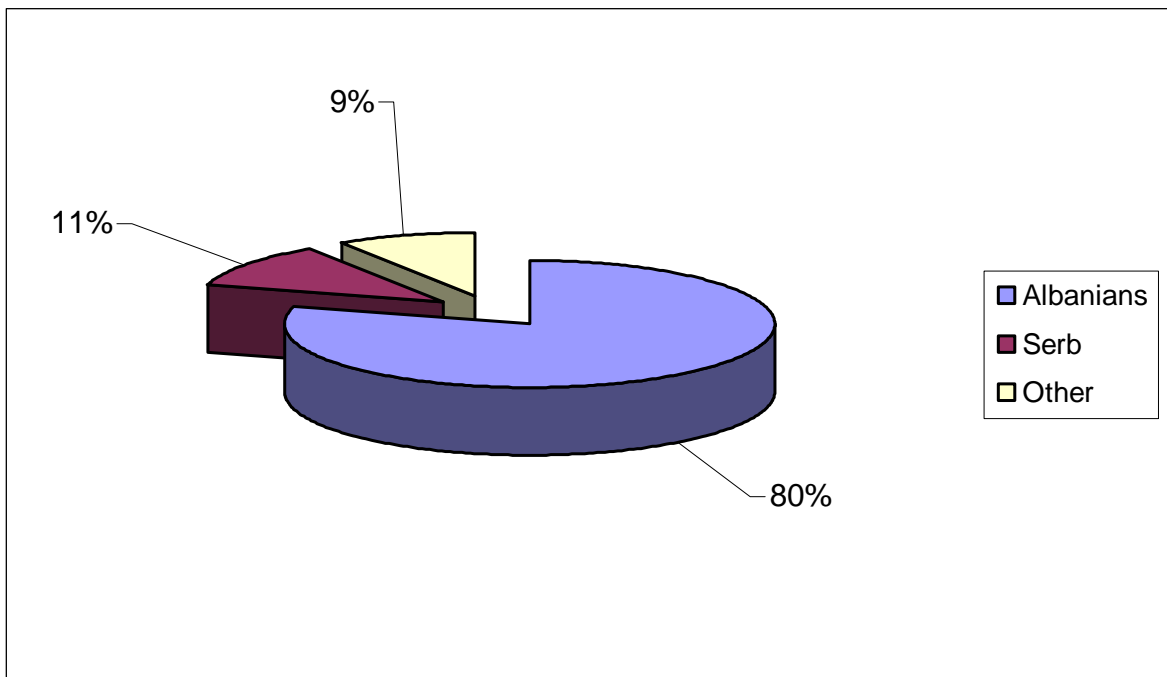
Month	Year	
	2010	2011
January	12.382	13.086
February	12.438	13.097
March	12.460	12.439
April	12.522	13.037
May	12.589	13.116
June	12.684	13.166
July	12.728	7.017
August	12.749	12.415
September	12.762	12.877
October	12.817	12.985
November	12.880	13.061
December	12.994	13.109

In 2011 were paid 13,109 pensions in DFDIL scheme and in 2010 were paid 12,994. Comparing the years 2010/2011 it shows that the number of pension scheme DFDIL has increased to 115 or 0.9% expressed as a percentage

Tab.12. House of elderly persons without family care according to nationality

Month	Albanians	Serb	Other	Total
January	68	9	13	90
February	69	8	14	91
March	70	8	13	91
April	68	8	12	88
May	68	8	10	86
June	70	8	10	88
July	70	8	10	88
August	70	8	10	88
September	73	8	10	91
October	73	8	8	89
November	75	8	8	91
December	77	11	9	97

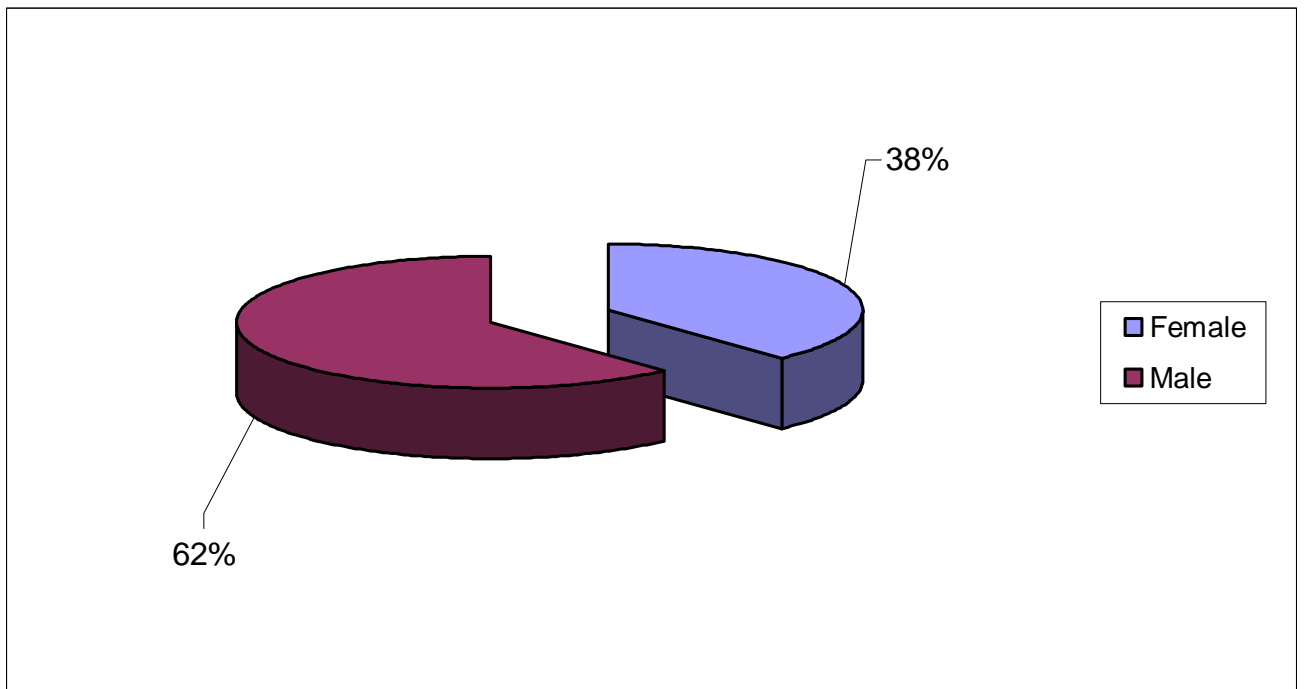
Figure 8. National structure in percentage



Tab.13. House of elderly persons without family care according to gender

Month	Female	Male	Total
January	36	54	90
February	38	53	91
March	38	53	91
April	36	52	88
May	36	50	86
June	36	52	88
July	35	53	88
August	35	53	88
September	35	56	91
October	34	55	89
November	35	56	91
December	37	60	97

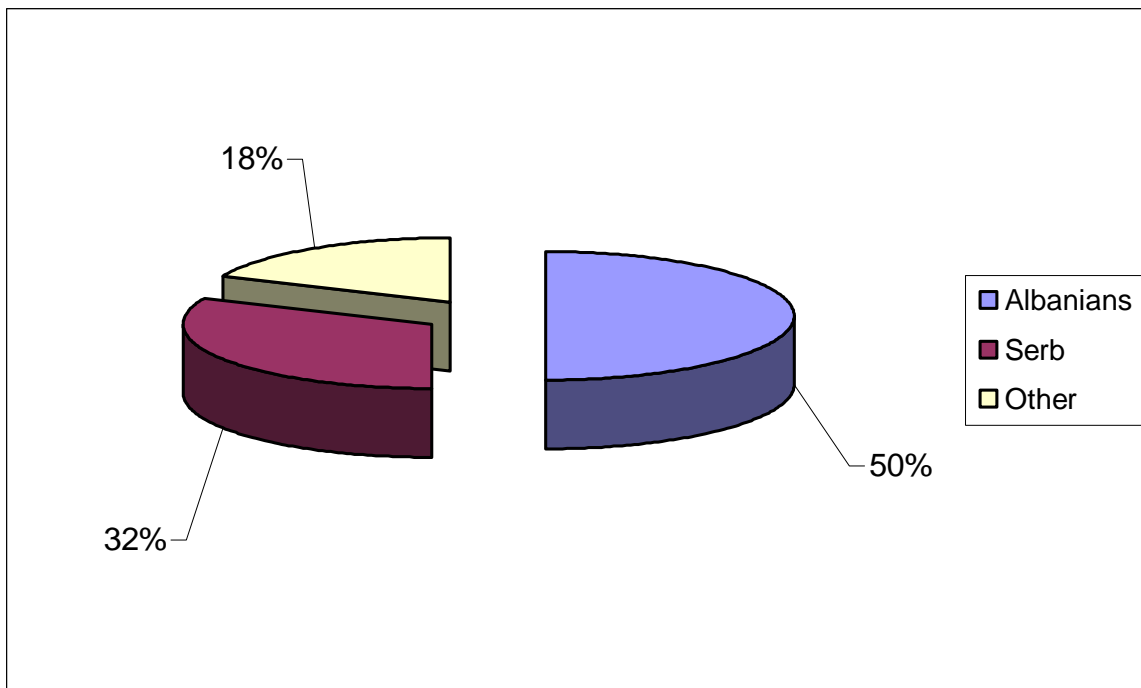
Figure 9. Gender structure in percentage



Tab.14. Persons located in the Institute of Shtime according to nationality

Month	Albanians	Serb	Other	Total
January	59	46	24	129
February	59	46	24	129
March	59	46	24	129
April	58	46	24	128
May	59	46	24	129
June	59	46	24	129
July	59	46	24	129
August	59	45	24	128
September	61	44	24	129
October	61	44	24	129
November	61	44	25	130
December	65	41	24	130

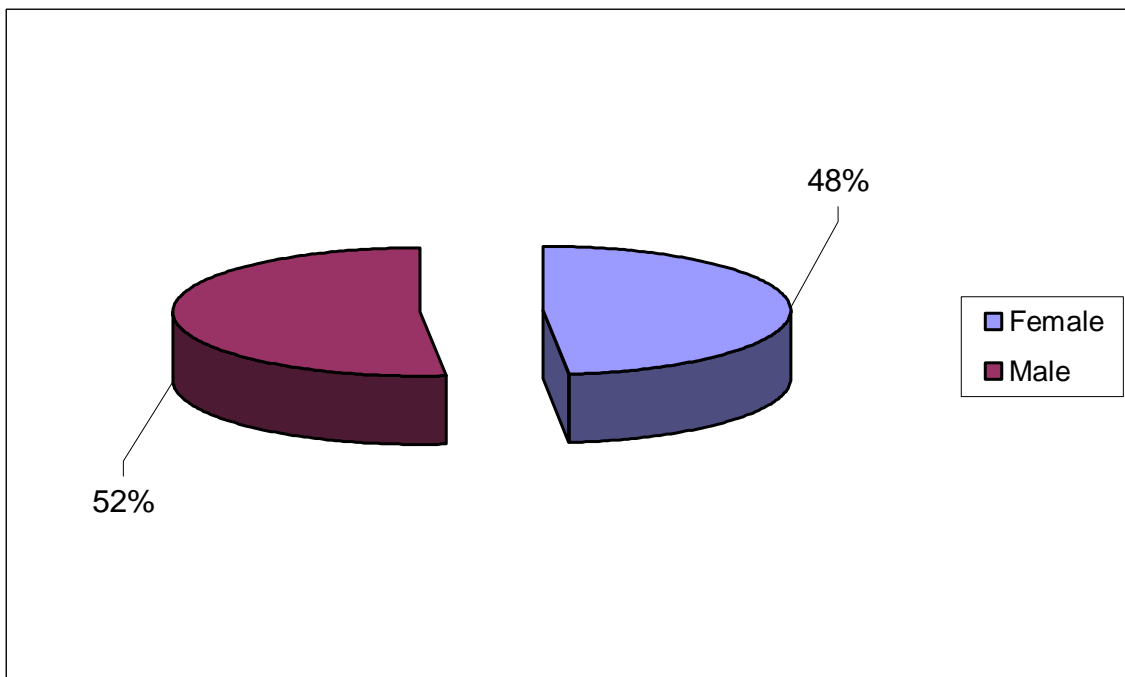
Figure 10. National structure in percentage



Tab.15. Persons located in the Institute of Shtime according to gender

Month	Female	Male	Total
January	62	67	129
February	62	67	129
March	62	67	129
April	62	66	128
May	62	67	129
June	62	67	129
July	62	67	129
August	62	66	128
September	61	68	129
October	61	68	129
November	61	69	130
December	63	67	130

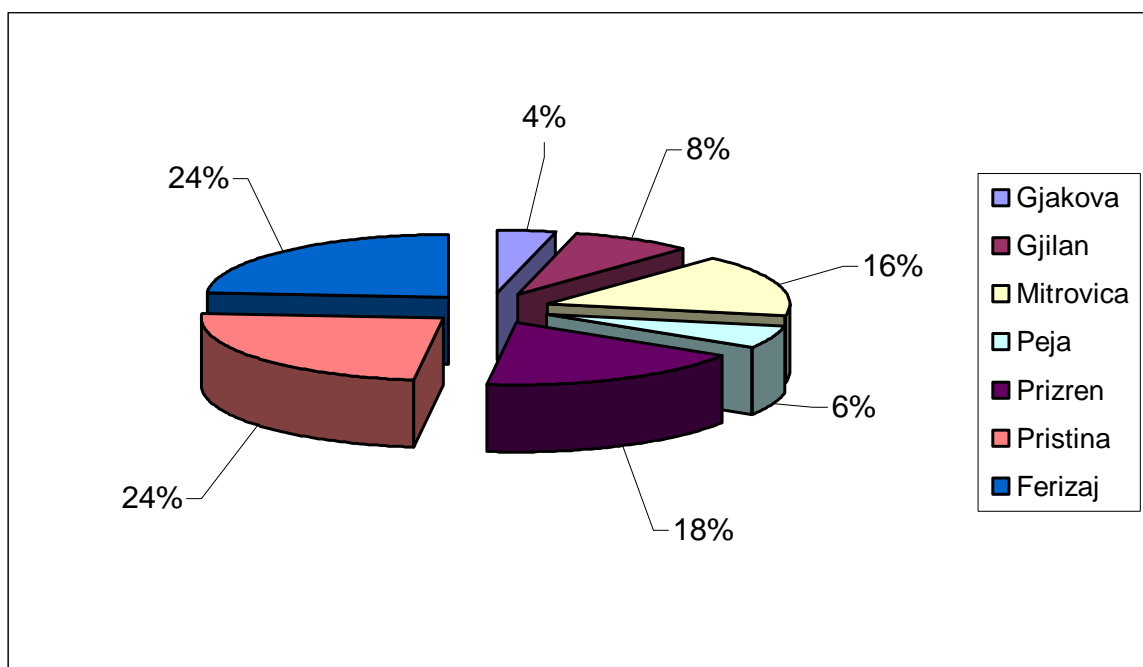
Figure 11. Gender structure in percentage



Tab.16. Abandoned children, according to region

Month	R e g i o n							Total
	Gjakova	Gjilan	Mitrovica	Peja	Prizren	Pristina	Ferizaj	
January	-	-	2	-	3	1	-	6
February	-	-	2	-	2	1	1	6
March	-	-	1	2	1	1	-	5
April	1	1	-	1	-	2	1	6
May	-	1	1	-	-	-	-	2
June	1	-	-	-	-	-	1	2
July	-	-	1	-	2	1	-	4
August	-	-	1	-	-	1	3	5
September	-	2	-	-	1	1	1	5
October	-	-	-	-	-	-	2	2
November	-	-	-	-	-	2	2	4
December	-	-	-	-	-	2	1	3
Total	2	4	8	3	9	12	12	50

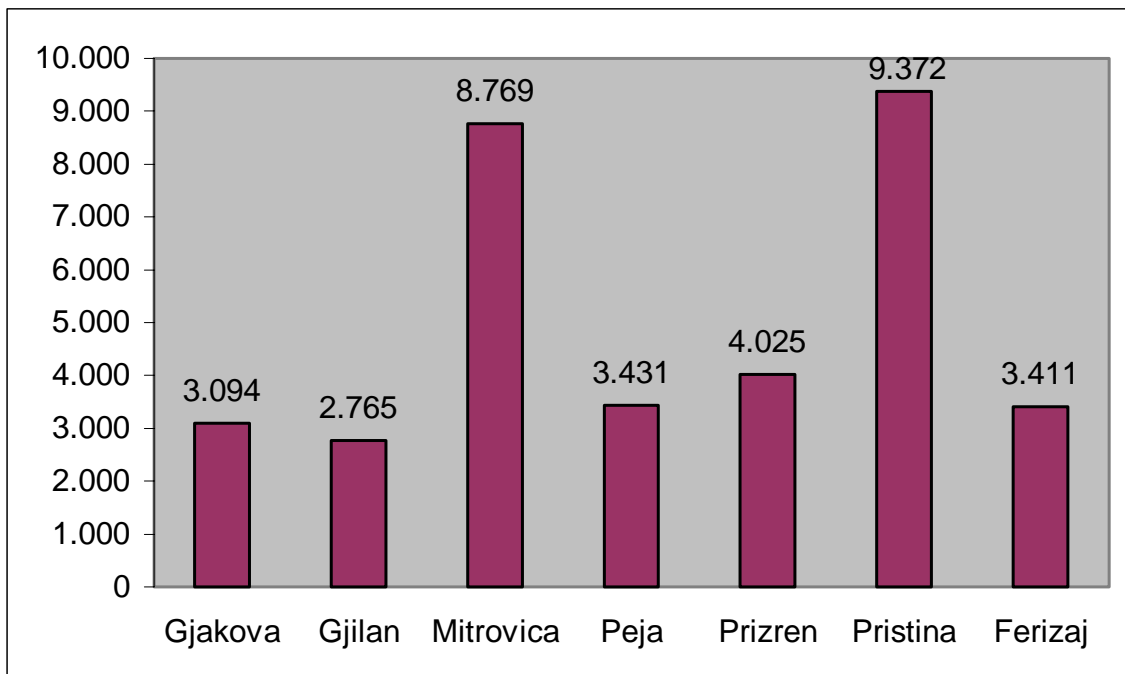
Figure 12. Number of abandoned children according to region



Tab.17. Families who received social benefit (assistance) according to region

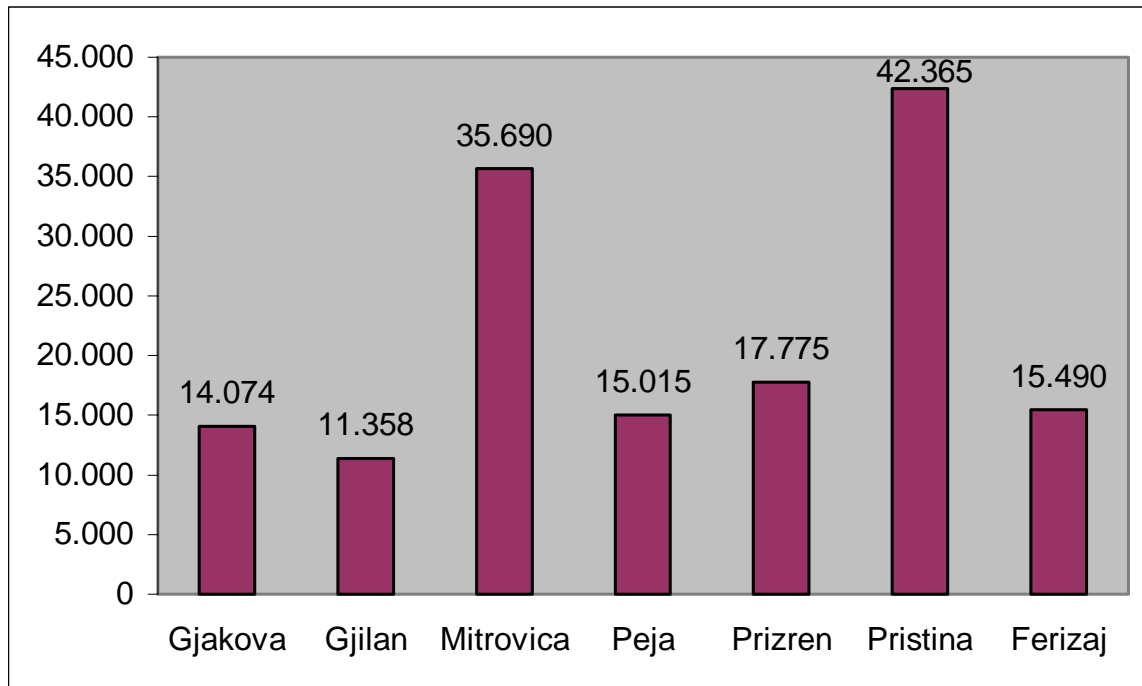
Month	R e g i o n							Total
	Gjakova	Gjilan	Mitrovica	Peja	Prizren	Pristina	Ferizaj	
January	3.222	2.741	9.442	3.257	4.111	9.540	3.449	35.762
February	3.233	3.008	9.074	3.510	3.937	9.577	3.489	35.828
March	3.016	3.007	9.438	3.506	4.205	9.231	3.254	35.657
April	3.070	3.012	9.433	3.247	4.059	8.995	3.499	35.315
May	3.127	2.864	9.032	3.312	4.136	9.496	3.337	35.304
June	3.153	2.914	9.278	3.454	4.096	9.468	3.440	35.803
July	3.147	2.863	9.204	3.461	4.056	9.462	3.393	35.586
August	3.121	2.828	9.120	3.451	3.972	9.440	3.371	35.303
September	3.079	2.779	9.068	3.379	3.952	9.308	3.336	34.901
October	3.061	2.720	8.849	3.378	3.965	9.146	3.349	34.468
November	3.056	2.697	8.759	3.377	3.972	9.210	3.353	34.424
December	3.094	2.765	8.769	3.431	4.025	9.372	3.411	34.867

The largest number of families benefiting from social assistance scheme has been in the Pristina region.

Figure 13. Number of families who benefited social assistance according to region

Tab.18. Family members who received social assistance according to region

Month	R e g i o n							Total
	Gjakova	Gjilan	Mitrovica	Peja	Prizren	Pristina	Ferizaj	
January	14.777	11.464	38.062	14.386	18.420	43.283	15.606	155.998
February	14.844	12.597	36.440	15.431	17.662	43.480	15.813	156.267
March	13.771	12.599	38.152	15.419	18.739	41.763	14.688	155.131
April	14.029	12.604	38.100	14.141	17.944	40.633	15.843	153.294
May	14.317	11.931	36.889	14.612	18.396	43.083	15.178	154.406
June	14.369	12.111	37.408	15.147	18.203	42.908	15.628	155.774
July	14.353	11.864	37.139	15.198	17.998	42.910	15.477	154.939
August	14.279	11.718	36.697	15.153	17.569	42.749	15.385	153.550
September	14.085	11.436	36.447	14.816	17.459	42.081	15.227	151.551
October	13.968	11.147	35.772	14.830	17.508	41.341	16.244	150.810
November	13.924	11.046	35.603	14.775	17.540	41.608	15.238	149.734
December	14.074	11.358	35.690	15.015	17.775	42.365	15.490	151.767

Figure 14. Number of family members who received social assistance according to region

Tab.19. Families and family members who received social assistance according to regions, and total payments

Gjakova

Month	Families	Members of the family	Amount in €
January	3.222	14.777	219,190.00
February	3.233	14.844	217,130.00
March	3.016	13.771	202,055.00
April	3.070	14.029	220,690.00
May	3.127	14.317	219,555.00
June	3.153	14.369	217,580.00
July	3.147	14.353	210,735.00
August	3.121	14.279	209,775.00
September	3.079	14.085	206,920.00
October	3.061	13.968	205,585.00
November	3.056	13.924	204,505.00
December	3.094	14.074	207,365.00

Gjilan

Month	Families	Members of the family	Amount in €
January	2.741	11.464	182,810.00
February	3.008	12.597	212,620.00
March	3.007	12.599	197,715.00
April	3.012	12.604	198,880.00
May	2.864	11.931	188,240.00
June	2.914	12.111	196,435.00
July	2.863	11.864	187,440.00
August	2.828	11.718	184,460.00
September	2.779	11.436	182,300.00
October	2.720	11.147	177,835.00
November	2.697	11.046	176,425.00
December	2.765	11.358	180,980.00

Mitrovica

Month	Families	Members of the family	Amount in €
January	9.442	38.062	627,970.00
February	9.074	36.440	579,825.00
March	9.438	38.152	630,433.00
April	9.433	38.100	604,758.00
May	9.032	36.889	581,332.00
June	9.278	37.408	610,353.00
July	9.204	37.139	588,873.00
August	9.120	36.697	581,984.00
September	9.068	36.447	579,039.00
October	8.849	35.772	565,789.00
November	8.759	35.603	561,584.00
December	8.769	35.690	563,599.00

Peja

Month	Families	Members of the family	Amount in €
January	3.257	14.386	216,010.00
February	3.510	15.431	246,910.00
March	3.506	15.419	232,405.00
April	3.247	14.141	214,320.00
May	3.312	14.612	236,785.00
June	3.454	15.147	239,585.00
July	3.461	15.198	228,850.00
August	3.451	15.153	228,235.00
September	3.379	14.816	222,665.00
October	3.378	14.830	223,200.00
November	3.377	14.775	223,040.00
December	3.431	15.015	226,895.00

Prizren

Month	Families	Members of the family	Amount in €
January	4.111	18.420	274,420.00
February	3.937	17.662	261,199.00
March	4.205	18.739	293,349.00
April	4.059	17.944	267,629.00
May	4.136	18.396	282,924.00
June	4.096	18.203	270,389.00
July	4.056	17.998	267,589.00
August	3.972	17.569	262,029.00
September	3.952	17.459	260,619.00
October	3.965	17.508	261,989.00
November	3.972	17.540	261,709.00
December	4.025	17.775	265,869.00

Pristina

Month	Families	Members of the family	Amount in €
January	9.540	43.283	644,306.00
February	9.577	43.480	647,365.00
March	9.231	41.763	625,177.00
April	8.995	40.633	639,654.00
May	9.496	43.083	682,510.00
June	9.468	42.908	642,645.00
July	9.462	42.910	638,160.00
August	9.440	42.749	635,686.00
September	9.308	42.081	626,523.00
October	9.146	41.341	616,343.00
November	9.210	41.608	621,123.00
December	9.372	42.365	632,923.00

Ferizaj

Month	Families	Members of the family	Amount in €
January	3.449	15.606	231,864.00
February	3.489	15.813	234,184.00
March	3.254	14.688	218,209.00
April	3.499	15.843	251,269.00
May	3.337	15.178	223,594.00
June	3.440	15.628	237,814.00
July	3.393	15.477	227,554.00
August	3.371	15.385	226,123.00
September	3.336	15.227	224,473.00
October	3.349	16.244	224,553.00
November	3.353	15.238	224,978.00
December	3.411	15.460	229,188.00

Tab.20. Recipients of social assistance in 2010 / 2011

Month	Number of families		Number of family members	
	Y e a r		Y e a r	
	2010	2011	2010	2011
January	35.940	35.762	156.933	155.998
February	36.265	35.828	158.463	156.267
March	36.462	35.657	159.364	155.131
April	36.596	35.315	159.968	153.294
May	36.365	35.304	158.892	154.406
June	36.245	35.803	158.072	155.774
July	36.057	35.586	157.257	154.939
August	35.961	35.303	156.537	153.550
September	35.582	34.901	155.140	151.551
October	35.549	34.468	154.939	150.810
November	35.527	34.424	154.993	149.734
December	36.129	34.867	157.329	151.767

In 2011 on social assistance have benefited about 34,867 families and about 36,129 in 2010. Comparing the years 2010/2011 it shows that in 2011 the number of families benefiting from this scheme has decreased for 1.262, or in percentage 3.5%

Tab.21. Annual amount of funds spent in social welfare payments, basic pensions and contribution pensions, pensions of persons with special needs and DFDIL pension scheme in 2010 / 2011

Year	Social assistance	Pensioners	War invalids
2010	28.577.179,00 €	92.188.273,00 €	23.509.062,00 €
2011	28.257.596,00 €	104.005.090,00	29.249.970,31

It is worth mentioning that the total amount of 61,183,400.00 pensions are payments of basic pension, contribution pension payments are 31,670,450.00 and 11,151,240.00 are pension payments to people with disabilities.

Kosovo Agency of Statistics

short description

Kosovo Agency of Statistics is a professional institution which deals with collection, processing and publication of official statistical data. As such acts since 1948 and has passed through several historical stages, structured according to state regulation of those times.

On 2 August 1999, the Agency has resumed his professional work (after nine years of interruption of all statistical series detrimental to the interest of Kosovo), as an independent institution under the Ministry of Public Administration. Since 12.12.2011 the Agency operates in the frames of the Prime Minister's Office. Office is funded by the Kosovo Consolidated Budget, but also by donors for specific projects and for technical professional support.

Kosovo Agency of Statistics acts according to the Law No. 04/L-036 which entered into force on 12.12.2011. Strategic development plan 2009-2013 is the middle term implementation for the development of statistical system in correlation with the European Union statistics (EUROSTAT).

Kosovo Agency of Statistics has this organizational structure: production departments; (Department of Economic statistics and National Accounts, Department of Population statistics, Department of Agriculture and Environment statistics and Department of Social statistics. **Support Departments;** (Department of Methodology and Information Technology, Department of Administration. **Within the Agency we also established** Office of the Population Census, Huseholds and Dwellings. **Regional Offices;** Gjakove, Gjilan, Mitrovica, Peja, Prizren, Pristina and Ferizaj

Number of employees and budget are still limited. Employees are total of 134 workers, of them 96 (71.6%) at the headquarters of the Agency, while in the Regional Offices, 38 (28.4%), with qualifying structure, 65.4% with university education to 34.6% with secondary education.

We have professional and technical cooperation with all ministries of the Government of Kosovo, especially with the Ministry of Economy and Finance, Central Bank of Kosovo, with international institutions, EUROSTAT, International Monetary Fund, World Bank, Sweden's SIDA, DFID, UNFPA, UNDP, UNIVF, and with the statistical institutions of the countries in the region.

Kosovo Agency of Statistics almost completely covers the territory of Kosovo, based on the statistical structure of the enumeration areas as the basic unit and sole in the country from which it gets first hand information. All surveys conducted in the field use the extension of the samples in these enumeration areas but also a statistical methodology according to international recommendations. During the collection of statistical data and reports from reporting entities are involved professionals, technicians, administrators, servants of the country offices, field enumerators from regional offices, etc.

We have successfully implemented the project of Population Census, Households and Dwellings in 2011, Census that was not carried out since 1981. Results obtained from the Census will have an important role in compiling the development policies.

The mission of the Agency; to meet the needs of users with qualitative statistical data, objective, in time and space so that users have reliable base to conduct regular analysis in the interest of planning and project development at the municipal and country level. To support government institutions, scientific institutes, research academies, businesses in order to provide proper information for decision-makers and other users in Kosovo.

- **Address: KOSOVO AGENCY OF STATISTICS**
Street. "Zenel Salihu", No. 4, 10000 Pristina
- **Telephone:** +381 (0) 38 200 31 143
CEO: +381 (0) 38 200 31 132
- **Fax::** +381 (0) 38 235 033
- **Website:** <http://esk.rks-gov.net>
- **E-mail:** social@ks-gov.net