



Republika e Kosovës  
Republika Kosova-Republic of Kosovo  
*Qeveria - Vlada - Government*  
Zyra e Kryeministrit -Ured Premijera -Office of the Prime Minister  
*Agjencia e Statistikave të Kosovës - Agencija za Statistike Kosova - Kosovo Agency of Statistics*

## Series 5: Social Statistics

# Social Welfare Statistics for (Q1-2014)



## **F o r e w o r d**

Kosovo Agency of Statistics Kosovo (KAS) since 2002 started to publish data on social welfare in Kosovo.

In this publication are summarized data for the first quarter of 2014.

The source of these data is the Ministry of Labour and Social Welfare (MLSW) respectively the following departments:

Social Welfare Department - which provides data for recipients of social assistance, data for abandoned children, information for families who have children with special needs (disabilities) from age 0-18 years, data on elderly homes and without family care, data on persons with mental disabilities placed in Shtimje Institute and community houses.

Department of Pension Administration - which provides data for basic pensions, pensions paid contributions, and pensions of persons with special needs,

Department of Families of Martyrs and War Invalids (DFMWI) - which provides data for the families of martyrs and war invalids.

Data on social assistance scheme are presented in all municipalities and for pensions scheme families of martyrs and war invalids data provided by relevant departments of MPMS had no allocation for new municipalities, but these data are included in the old municipalities parts of which have been previously.

This publication will serve as a useful reference for all users of statistical data of social welfare and these data will serve as important data to be familiar with the social environment in Kosovo.

All suggestions, proposals, comments or remarks can be send to electronic mail [social@rks-gov.net](mailto:social@rks-gov.net) which will contribute to improving the quality of our publication in the future.

Publication was prepared by:

PhD.sc. Bashkim Bellaqa– Director of the Department of Social Statistics

Naime Rexhepi – Chief of the Division of Social Statistics

Officer for design: Ahmet Cakolli

May, 2014

Chief Executive Officer, KAS  
Isa Krasniqi

**List of abbreviations**

KAS – Kosovo Agency of Statistics

MLSWS - Ministry of Labour and Social Welfare

DFMWI - Department of Families of Martyrs and War Invalids

HEPFC - Homes Elderly Persons without Family Care

PPD - Pensions of Persons with Disabilities

SISh - Special Institute Shtimje

Q1 - First Quarter

## Content

	Page
<b>Basic pensions and pension contributors .....</b>	<b>4</b>
<b>Table 1. Basic pensions by municipality .....</b>	<b>7</b>
<b>Table 2. Basic pensions by nationality .....</b>	<b>8</b>
<b>Table 3. Basic pensions in Q1 2013 / Q1 2014 .....</b>	<b>10</b>
<b>Table 4. Pensions paid contributions by municipalities .....</b>	<b>11</b>
<b>Table 5. Pensions paid contributors by nationality.....</b>	<b>13</b>
<b>Table 6. Pensions paid contributors in Q1 2013 / Q1 2014.....</b>	<b>14</b>
<b>Table 7. Pensions of persons with special needs (disabilities) by municipality.....</b>	<b>15</b>
<b>Table 8. Pensions of persons with disabilities by nationality.....</b>	<b>16</b>
<b>Table 9. Pensions of persons with disabilities in Q1 2013 / Q1 2014 .....</b>	<b>18</b>
<b>Table 10. Scheme of children with disabilities by municipalities (0-18 years).....</b>	<b>19</b>
<b>Table 11. Scheme of the families of martyrs and war invalids by municipalities .....</b>	<b>21</b>
<b>Table 12. Scheme of the families of martyrs and war invalids by age .....</b>	<b>22</b>
<b>Table 13. Scheme of the families of martyrs and war invalids by category .....</b>	<b>22</b>
<b>Table 14. Scheme of the families of martyrs and war invalids by nationality .....</b>	<b>22</b>
<b>Table 15. Scheme of the families of martyrs and war invalids in Q1 2013 / Q1 2014.....</b>	<b>23</b>
<b>Table 16. The homes of elderly persons without family care by gender .....</b>	<b>25</b>
<b>Table 17. The homes of elderly persons without family care in Q1 2013 / Q1 2014.....</b>	<b>26</b>
<b>Table 18. Persons located in Shtimje Institute and community houses by nationality.....</b>	<b>27</b>
<b>Table 19. Persons located in the Special Institute of Shtime and community homes by gender .....</b>	<b>28</b>
<b>Table 20. Persons located in the Special Institute of Shtime and community homes in Q1 2013 / Q1 2014 .....</b>	<b>29</b>
<b>Table 21. Abandoned children by municipalities .....</b>	<b>30</b>
<b>Table 22. Abandoned children, Q1 2013 / Q1 2014.....</b>	<b>31</b>
<b>Table 23. Families and members of households receiving social assistance by municipality.....</b>	<b>32</b>
<b>Table 24. Families who have received social assistance benefits by nationality .....</b>	<b>33</b>
<b>Table 25. Families that have benefited social assistance by category .....</b>	<b>34</b>
<b>Table 26. Families and members of households receiving social assistance in Q1 2013 / Q1 2014 ...</b>	<b>35</b>

## Explanation for the users

### Basic pensions and pension contributors <sup>1</sup>

Basic pension - means retirement pension the Pension Administration pays to all permanent residents of Kosovo who have reached retirement age. The monthly amount of the pension is 75 €.

Pension based on individual savings - means a pension that Kosovo Pension Savings Fund pays to persons of retirement age who meet the requirements of Law No. 04/L-101 regarding pension contributions. The monthly amount of the pension is € 140.

### Pensions for persons with special needs (disabilities)<sup>2</sup>

Disability pension - means a benefit administered by the Ministry of Labour and Social Welfare to provide financial support to adult persons who are permanently residing in Kosovo and who are totally and permanently disabled and incapable of any kind of work.

A person will be considered permanently and totally disabled if he/she has more than 18 years or less than 65 years and has a medically diagnosed physical, sensory, or mental illness or disability that makes him/her incapable of any work for remuneration and where the Ministry has assessed the person and decides that he/she meets the criteria set forth in this law. Condition, disease or disability must render the person totally incapable of any work for remuneration at the time of application and in the future. Onset of the condition, disease or disability must not be shorter than one year before the date of submission of complete application to the Ministry. The monthly amount of the pension is 75€.

**Scheme for families who have children with permanent special needs** aged 0-18 years. The amount of the pension is € 100.

### Families of martyrs and war invalids<sup>3</sup>

**KLA war invalid** - is the participant of the KLA, whose body was damaged over 20% due to a wound, injury or illness that has suffered in the war, or as the captive (prisoner) in prisons or camps of the enemy and foreign citizen as KLA veteran, from 1997- 1999.

In order to realize the rights and benefits, in accordance with the degree of disability and determine the percentage of bodily damage, KLA disabled are divided into eight groups and depending on the degree of disability varies the rate of payment as follows:

Disabled by 10% to 19% of bodily harm – are not entitled to disability pension.

**Invalids with custodian** (KLA invalid scale over 80% of disability is entitled to additional help and care from another person).

Average payment of war invalids is € 198.87 (average is taken in March of 2014).

### Abandoned children<sup>4</sup>

---

<sup>1</sup> Definition of basic pensions and contributors found in Law No. 04 / L-101

<sup>2</sup> Definition for pensions of persons with disabilities found in Law No.2003 / 23

<sup>3</sup> Definition for war invalids and families of martyrs found in Law 04 / L-054

Abandon child without parental care, is considered any child under the age of 18, who is abandoned by parents who for various reasons, do not or are unable to perform the duties, responsibilities and parental rights.

Forms of protection for this category of children are: custody, family reunification, family housing, temporary housing and institutional adoption.

**The homes of elderly persons without family care** - which are found in Prishtina, Skenderaj, Gurakoc and in Graçanica and in these houses are placed elderly who have no family care.

**Special Institute Shtimje and community houses** - In Shtime institution and 7 community homes which are located in Shtime, Graçanica, Ferizaj, Dardana, Vushtrri, and Deçan as well as a home for children with disabilities in mental development located Shtime in which are accommodated persons with special needs in mental development.

### **Social assistance scheme<sup>5</sup>**

Social assistance scheme provides temporary financial assistance to families who are poor and are selected in accordance with the criteria set forth in the law and within the resources allocated for this purpose by the Kosovo budget.

To realize the right to social assistance, all family members must be citizens of the Republic of Kosovo and meet the requirements to fall within one of the categories defined by law. Exceptionally, users of social assistance may be foreign nationals who: have residence in Kosovo, persons in the quality of the asylum seeker, refugee persons and persons enjoying temporary and complementary protection.

The right to social assistance in the first category realizes the family that all family members are dependent as defined below the dependent person and none of them is employed.

Person dependent - defined as an individual who belongs to one of the following groups: persons over the age of eighteen (18) and who has serious flaws and permanently disabled that make him/her unable to work for remuneration, persons who are sixty-five (65) years of age or older, permanent caregivers of persons with disabilities or to persons age 65 or older who need care, or child under 5 years of age, persons aged 14 years, persons between the ages of 15 and 18 and who are in regular secondary education, single parents with at least one child under the age of 15.

The right to social assistance in the second category realizes the family with a family member able to work (which must be registered as unemployed at the Employment Office) and with at least one child under age of five (5) years or who has permanent care an orphan under the age of fifteen (15) years.

Families who consider that are social case by category first and second submit written request asking for social assistance to authority concerned, the Centers for Social Work in the municipality.

The family selected for social assistance scheme, for every child age (0) to eighteen (18) years, realizes a financial benefit of 5 euros in the form of child allowance, with the aim of promoting and improving health.

The family entitled to social assistance in the first category will receive social assistance to twelve (12) months.

The family entitled to social assistance in the second category will receive social assistance up to six (6) months.

---

<sup>4</sup> Definition of abandoned children was taken from the family law and family relations No. 10/84

<sup>5</sup> Definition of social assistance scheme is taken from: Law No. 04 / L-096

After the expiry of the period of one (1) year, respectively, six (6) months, the family must reapply for continuation of the right to social assistance.

The monthly social assistance is determined by the number of family members and the cost of consumer prices of food basket, which is regulated by regulations issued by the Ministry. The height of the value of benefits for domestic is regulated by bylaw, so the Ministry of Finance in cooperation with MLSW issue a decision on the amount of the monthly payment amount for families. The monthly social assistance is harmonized with the consumer prices index of food basket published by KAS.

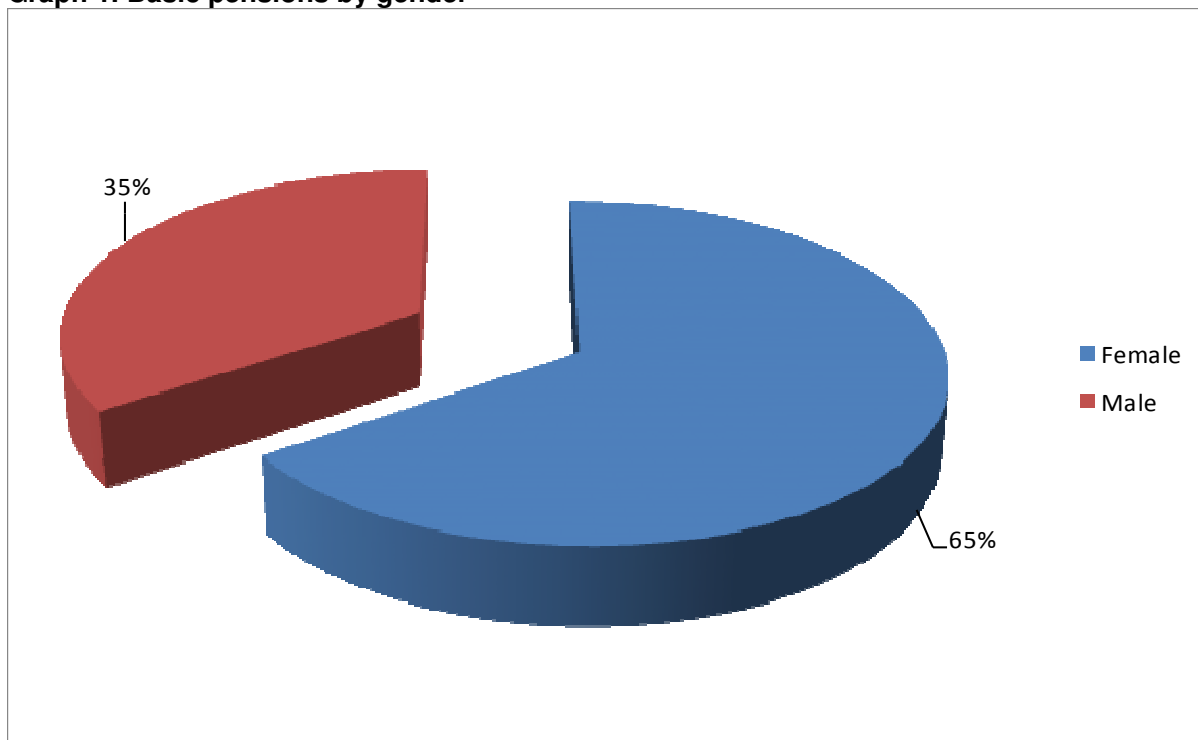
Family with one (1) member:	40 €
Family with two (2) members	55 €
Family of three (3) members	60 €
Family of four (4) members	65 €
Family of five (5) members	70 €
Family with six (6) members	75 €
Family with seven (7) members	80 €

**Table 1. Basic pensions by municipality**

Municipality	Total	Male	Female
Deçan	3267	1,121	2,146
Gjakovë	5,376	1,705	3,671
Glllogovc	2,789	859	1,930
Gjilan	7,388	2,919	4,469
Dragash	3872	1,455	2,417
Istog	3381	1,327	2,054
Kaçanik	2293	733	1,560
Klinë	2,869	1,162	1,707
Fushë Kosovë	1619	476	1,143
Kamenicë	5392	2,285	3,107
Mitrovicë	6,079	1,628	4,451
Leposaviq	3302	1,515	1,787
Lipjan	4,463	1,624	2,839
Novobërdë	497	211	286
Obiliq	1288	333	955
Rahovec	3479	1,287	2,192
Pejë	6,254	1,953	4,301
Podujevë	5,005	1,568	3,437
Prishtinë	10,299	2,638	7,661
Prizren	9,000	2,925	6,075
Skenderaj	3,372	1,104	2,268
Shtime	1547	615	932
Shtërpcë	2059	976	1,083
Suharekë	3989	1,377	2,612
Ferizaj	5298	1,853	3,445
Viti	3757	1,559	2,198
Vushtrri	3,754	971	2,783
Zubin Potok	1350	603	747
Zveçan	1437	660	777
Malishevë	2987	1,188	1,799
<b>Total</b>	<b>117,462</b>	<b>40,630</b>	<b>76,832</b>



**Graph 1. Basic pensions by gender**

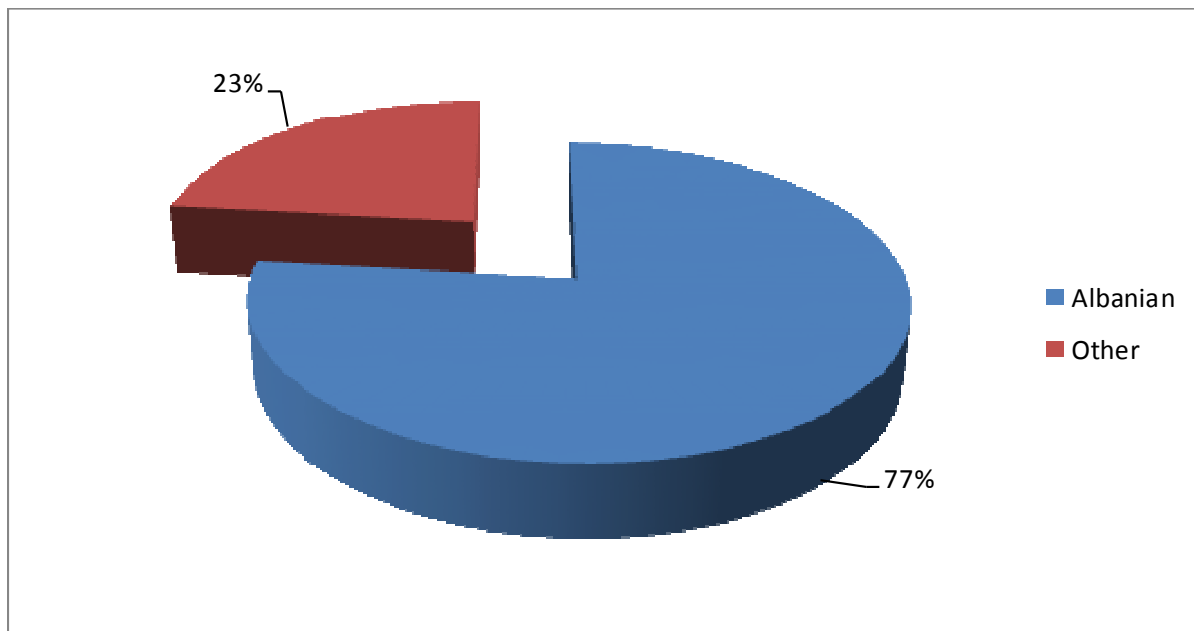


**Table 2. Basic pensions by nationality**

Period	Albanian	Other <sup>6</sup>
Q1	90,280	27,182

<sup>6</sup> In others are included number of Serbs and other non-Albanian nationalities living in Kosovo and to benefit from basic pension

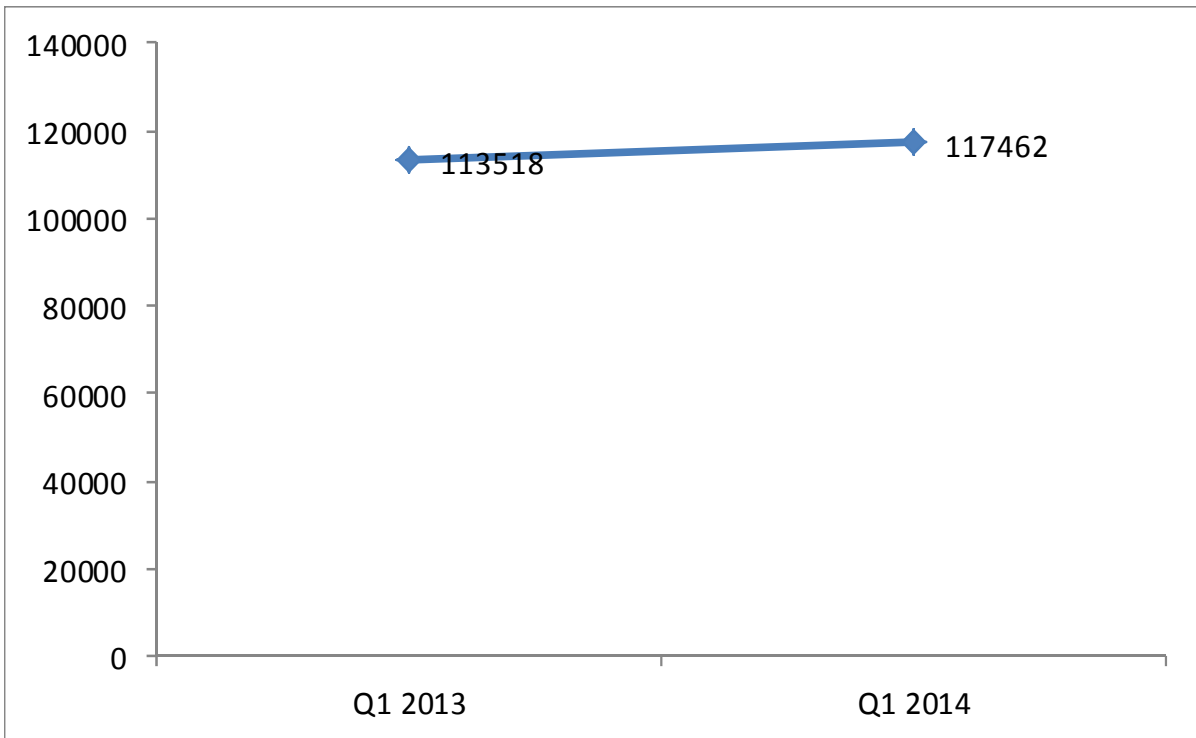
**Graph 2. Basic pensions according to nationality in percentage**



**Table 3. Basic pensions in Q1 2013 / Q1 2014**

Period	Years	
	2013	2014
Q1	113,518	117,462

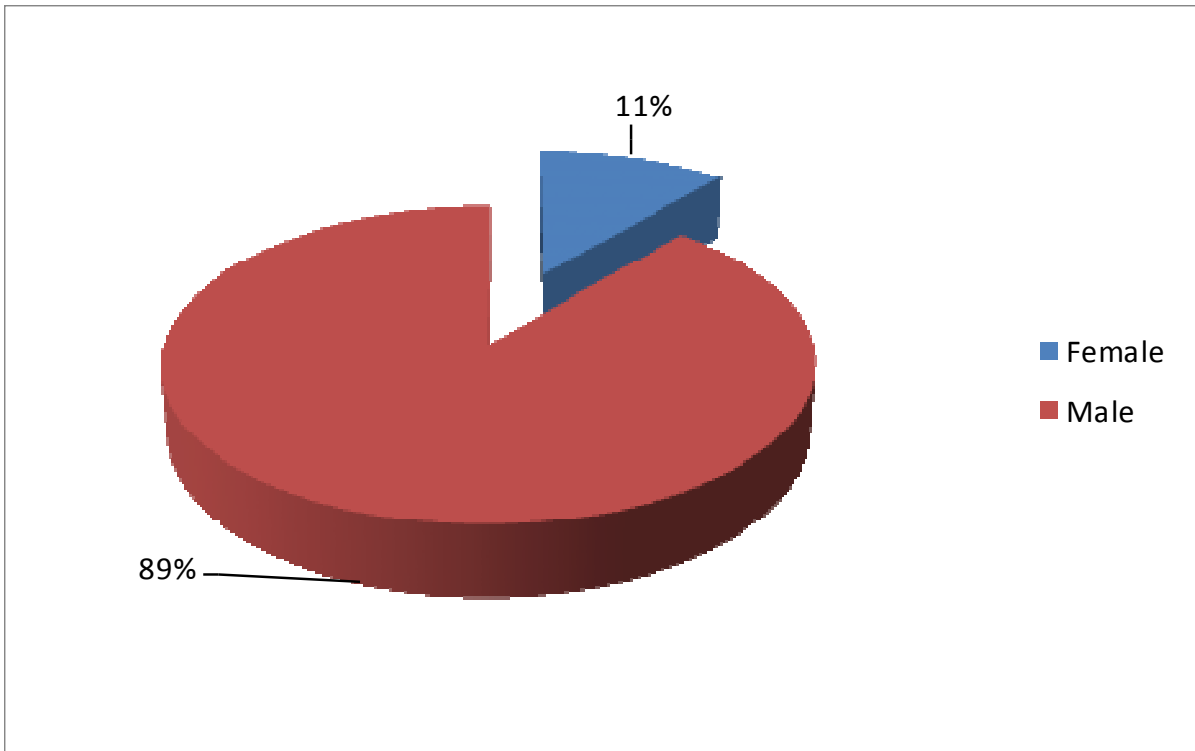
**Graph 3. Number of basic pension Q1 2013 / Q1 2014**



**Table 4. Pensions paid contributions by municipalities**

Municipality	Total	Male	Female
Deçan	684	635	49
Gjakovë	2,796	1,986	810
Glllogoc	914	902	12
Gjilan	1,459	1,327	132
Dragash	605	586	19
Istog	637	579	58
Kaçanik	816	799	17
Klinë	574	553	21
Fushë Kosovë	722	700	22
Kamenicë	741	707	34
Mitrovicë	2,816	2,512	304
Leposaviq	10	10	-
Lipjan	1,106	1,089	17
Novobërdë	55	53	2
Obiliq	613	601	12
Rahovec	681	648	33
Pejë	2,703	2,196	507
Podujevë	1,850	1,823	27
Prishtinë	6,037	5,035	1,002
Prizren	3,861	3,118	743
Skenderaj	1,052	1,027	25
Shtime	323	317	6
Shtërpcë	54	54	-
Suharekë	871	851	20
Ferizaj	1745	1,648	97
Viti	527	506	21
Vushtrri	1,940	1,862	78
Zubin Potok	31	31	-
Zveçan	20	20	-
Malishevë	486	478	8
<b>Total</b>	<b>36,729</b>	<b>32,653</b>	<b>4,076</b>

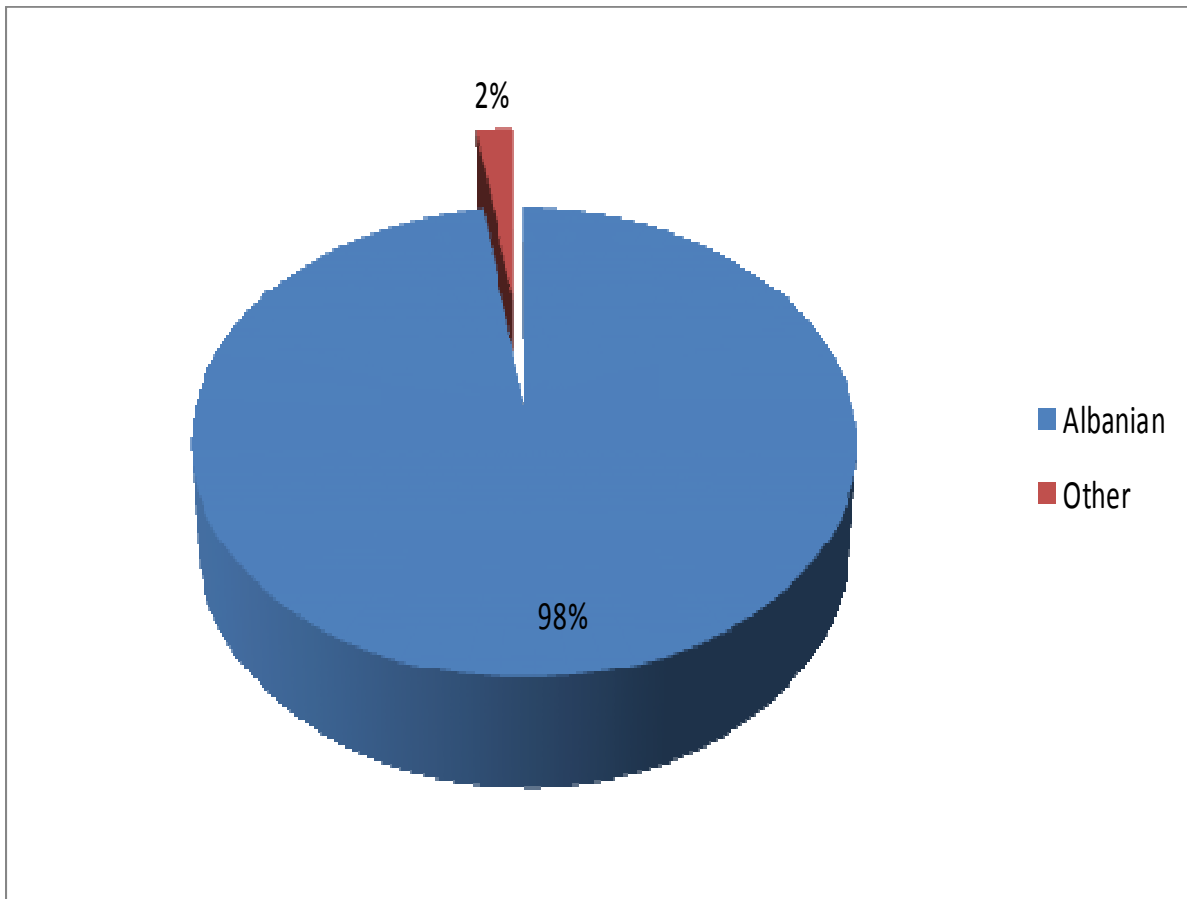
**Graph.4. Pensions paid contributors by gender in percentage**



**Table 5. Pensions paid contributors by nationality**

Period	Albanian	Other <sup>7</sup>	Total
Q1	35,902	827	36,729

**Graph 5. Pensions paid contributors according to nationality in percentage**

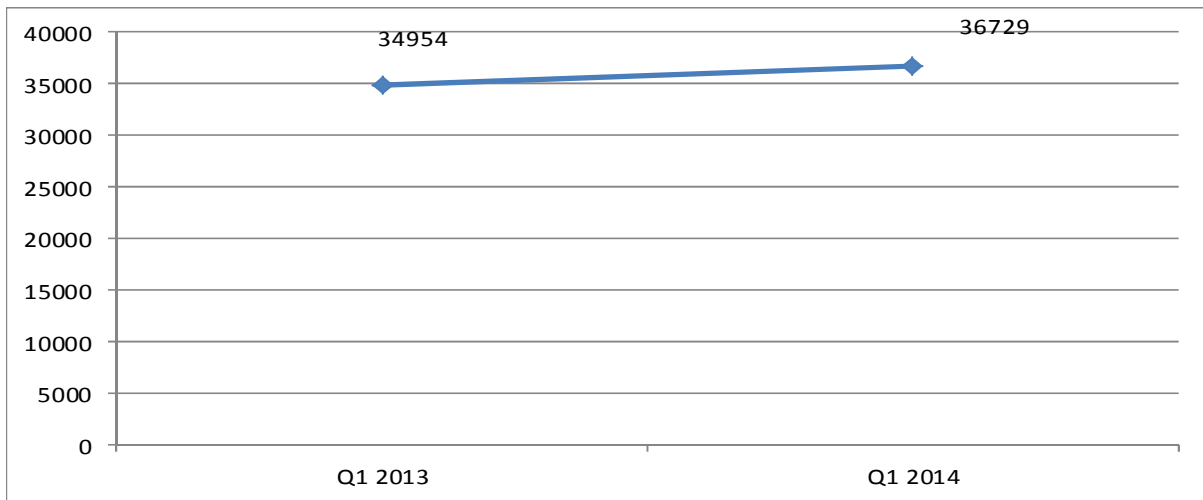


<sup>7</sup> In others are included number of Serbs and other non-Albanian nationalities living in Kosovo and to benefit from pension contributors.

**Table 6. Pensions paid contributors in Q1 2013 / Q1 2014**

Period	Years	
	2013	2014
Q1	34,954	36,729

**Graph 6. Number of pensions paid contributors in Q1 2013 / Q1 2014**

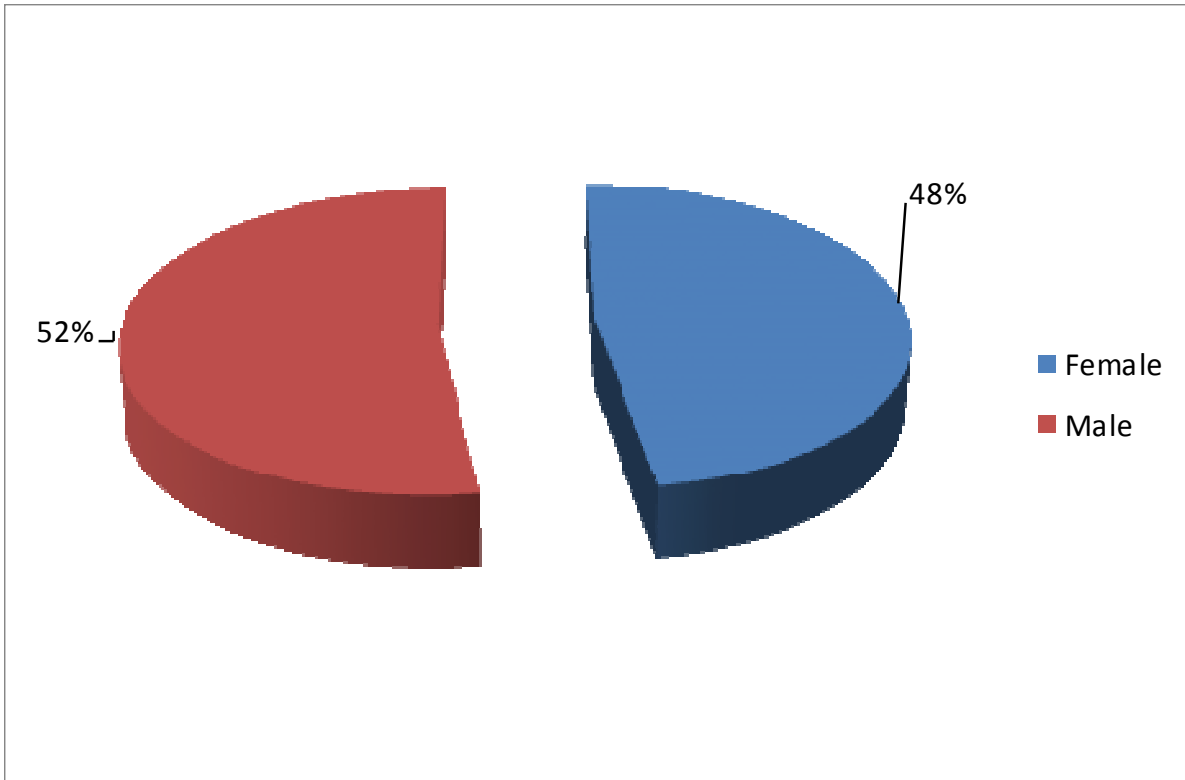


**Table 7. Pensions of persons with special needs (disabilities) by municipality**

Municipality	Total	Male	Female
Deçan	299	180	119
Gjakovë	921	509	412
Glllogoc	400	181	219
Gjilan	698	383	315
Dragash	309	178	131
Istog	324	174	150
Kaçanik	323	177	146
Klinë	291	169	122
Fushë Kosovë	132	66	66
Kamenicë	399	198	201
Mitrovicë	988	445	543
Leposaviq	69	40	29
Lipjan	542	293	249
Novobërdë	30	10	20
Obiliq	135	58	77
Rahovec	386	197	189
Pejë	872	474	398
Podujevë	920	485	435
Prishtinë	1,635	821	814
Prizren	1,221	679	542
Skenderaj	616	323	293
Shtime	171	88	83
Shtërpcë	72	30	42
Suharekë	469	246	223
Ferizaj	605	350	255
Viti	357	189	168
Vushtrri	766	370	396
Zubin Potok	24	8	16
Zveçan	9	2	7
Malishevë	372	204	168
<b>Total</b>	<b>14,355</b>	<b>7,527</b>	<b>6,828</b>



**Graph 7. Pensions of persons with disabilities by gender in percentage**

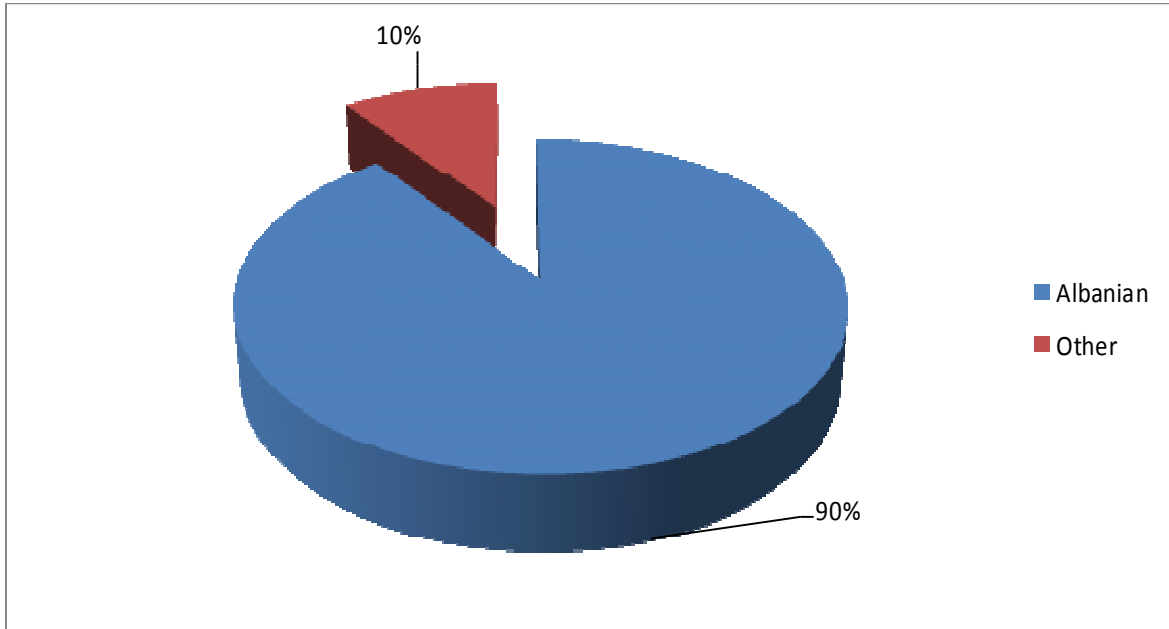


**Table 8. Pensions of persons with disabilities by nationality**

Period	Albanian	Other <sup>8</sup>	Total
Q1	12,895	1,460	14,355

<sup>8</sup> In others are included number of Serbs and other non-Albanian nationalities living in Kosovo and pension benefit of persons with disabilities

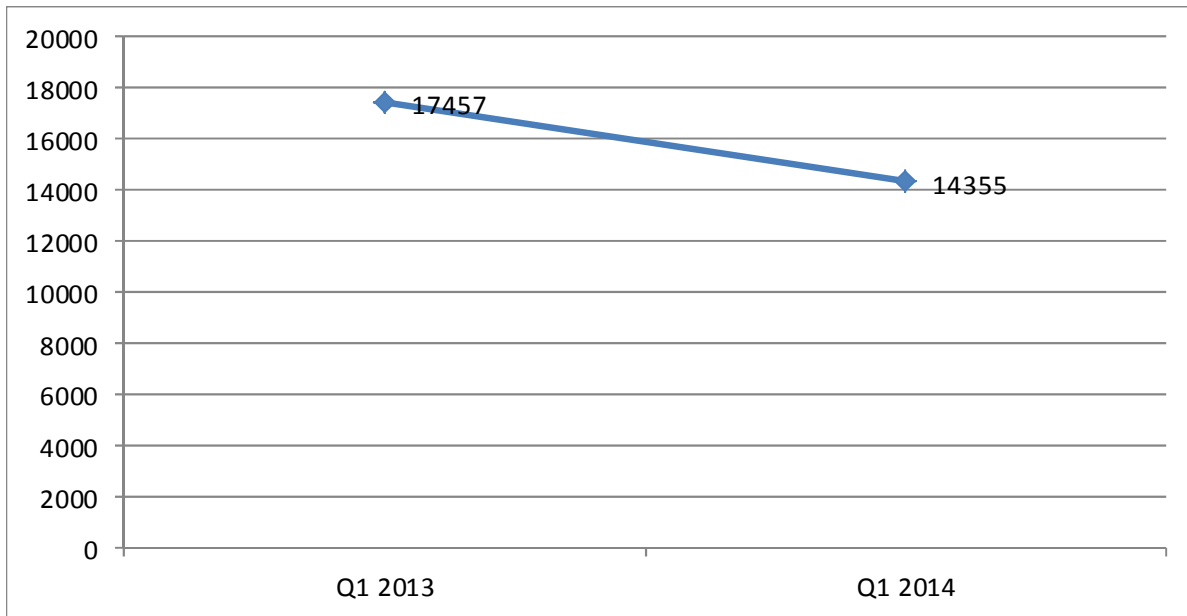
**Graph 8. Pensions of persons with disabilities according to nationality in percentage**



**Table 9. Pensions of persons with disabilities in Q1 2013 / Q1 2014**

Period	Years	
	2013	2014
Q1	17,457	14,355

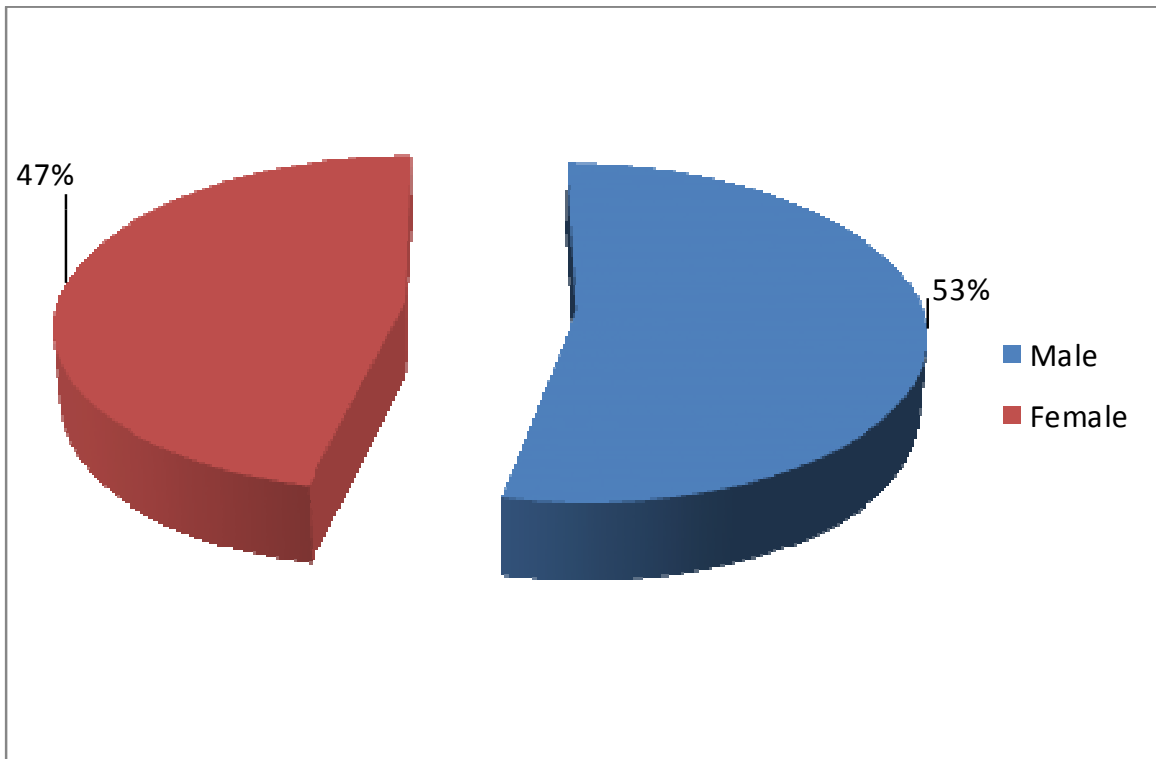
**Graph 9. Number of pensions of persons with disabilities in Q1 2013 / Q1 2014**



**Table 10. Scheme of children with disabilities by municipalities (0-18 years)**

Municipality	Total	Male	Female
Deçan	54	26	28
Gjakovë	187	109	78
Glllogoc	100	63	37
Gjilan	182	98	84
Dragash	33	25	8
Istog	80	43	37
Kaçanik	73	61	12
Klinë	75	51	24
Fushë Kosovë	55	30	25
Kamenicë	48	38	10
Mitrovicë	150	75	75
Mitrovica Veriore	24	8	16
Leposaviq	24	13	11
Lipjan	108	83	25
Novobërdë	22	14	8
Obiliq	40	25	15
Rahovec	108	43	65
Pejë	127	48	79
Podujevë	146	81	65
Prishtinë	293	120	173
Prizren	235	110	125
Skenderaj	96	49	47
Shtime	37	28	9
Shtërpcë	17	12	5
Suharekë	97	31	66
Ferizaj	152	87	65
Viti	86	52	34
Vushtrri	124	63	61
Zubin Potok	18	10	8
Zveçan	14	9	5
Malishevë	109	53	56
Hani i Elezit	8	4	4
Graçanicë	16	10	6
Ranillug	2	2	-
Partesh	4	-	4
Klllokot	10	5	5
<b>Total</b>	<b>2,954</b>	<b>1,579</b>	<b>1,375</b>

**Graph 10. Percentage of children with disabilities by gender**



**Table 11. Scheme of the families of martyrs and war invalids by municipalities**

Municipality	Number of war invalids and families of martyrs
Deçan	620
Gjakovë	1087
Glllogoc	1,330
Gjilan	162
Dragash	27
Istog	192
Kaçanik	263
Klinë	492
Fushë Kosovë	151
Kamenicë	39
Mitrovicë	624
Mitrovica Veriore	3
Lipjan	226
Novobërdë	4
Obiliq	112
Rahovec	674
Pejë	814
Podujevë	942
Prishtinë	1,017
Prizren	609
Skenderaj	1,342
Shtime	206
Shtërpcë	27
Suharekë	559
Ferizaj	285
Viti	80
Vushtrri	586
Zubin Potok	8
Zveçan	3
Malishevë	411
Graçanicë	3
<b>Total</b>	<b>12,898</b>

**Table 12. Scheme of the families of martyrs and war invalids by age**

Period	Age							Total
	< 18	18 -25	26 - 35	36 - 45	46 - 55	56 - 65	65>	
Q1	30	232	933	2,973	3,133	2,707	2,890	12,898

**Table 13. Scheme of the families of martyrs and war invalids by category**

Category	Total
War invalidS	3,429
Families of the missing civilians	322
Custodians for civil invalids	35
Civilian invalid of war	2,101
Civilian victims	4,755
Families of martyrs of the KLA	1,975
Custodians for war invalids	74
Families of the missing KLA	20
Families of war invalids after death	109
Families of civil invalid after death	78
<b>Total</b>	<b>12,898</b>

**Table 14. Scheme of the families of martyrs and war invalids by nationality**

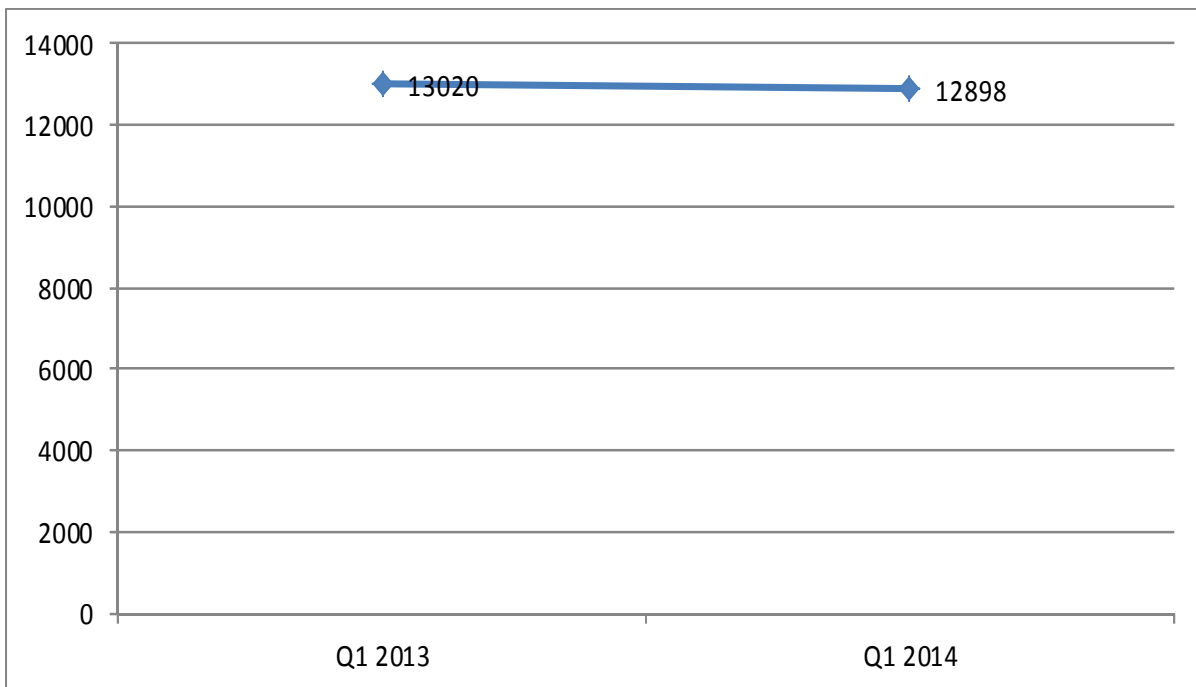
Period	Albanian		Other <sup>9</sup>		Total
	Female	Male	Female	Meshkuj	
Q1	6643	6188	54	13	12,898

<sup>9</sup> In others are included number of Serbs and other non-Albanian nationalities living in Kosovo and to benefit from the scheme of the families of martyrs and war invalids

**Table 15. Scheme of the families of martyrs and war invalids in Q1 2013 / Q1 2014**

Period	Years	
	2013	2014
Q1	13,020	12,898

**Graph 12. Number of families of martyrs and war invalids in Q1 2013 / Q1 2014**



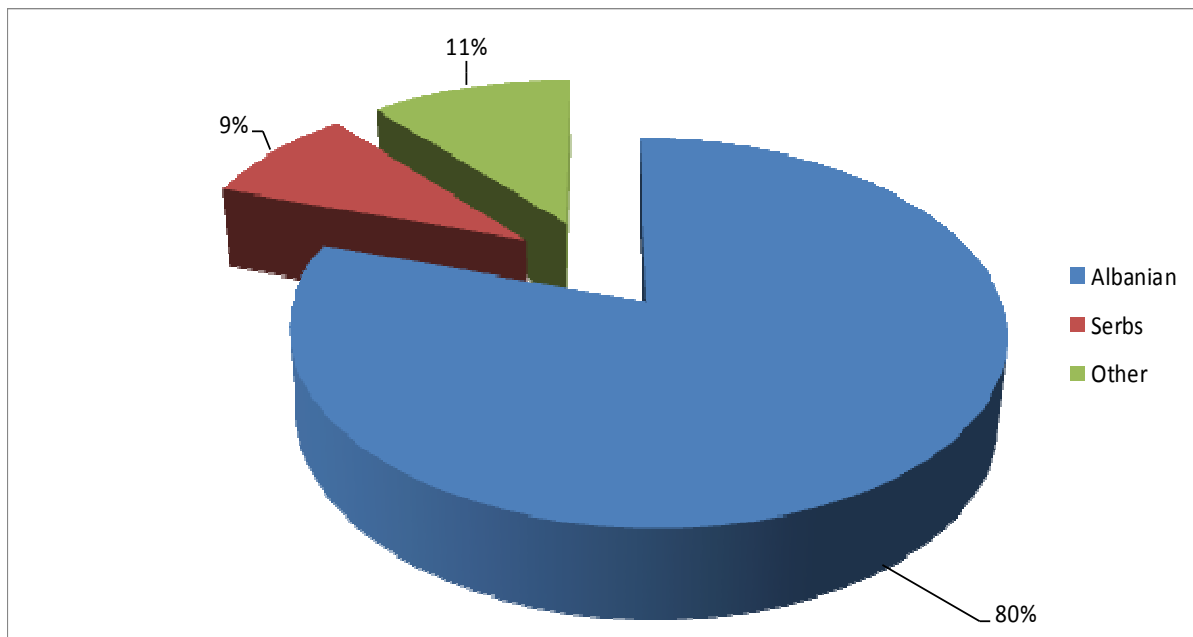
<sup>10</sup> Number of people who benefit from this pension moves because it is provided that every six months for the beneficiaries of this scheme to announce in the respective offices in order to continue payments, otherwise they are removed from the list and activated again when they are notified.



**Table 15. The homes of elderly persons without family care according to nationality (HEPFC)**

Period	Albanian	Serb	Other <sup>11</sup>	Total
Q1	100	11	14	125

**Graph 13. National structure in percentage**

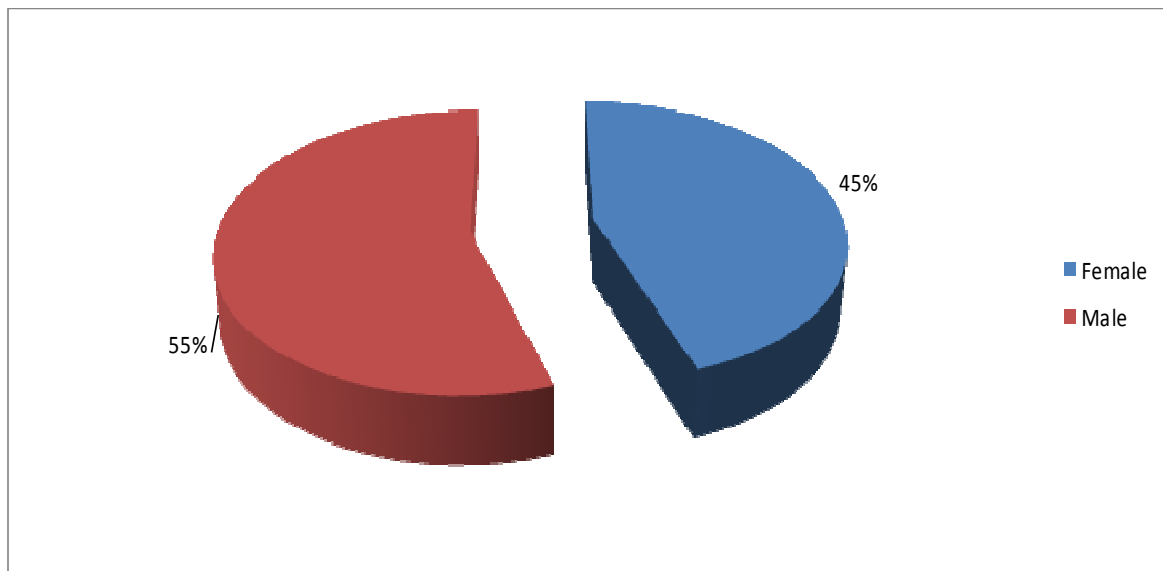


<sup>11</sup> In others are included the number of persons accommodated in the homes of elderly people without family and belonging to these ethnic nationalities: Turkish, Bosnian, Egyptians, Ashkali, Roma, Croats, etc.

**Table 16. The homes of elderly persons without family care by gender**

Period	Female	Male	Total
Q1	56	69	125

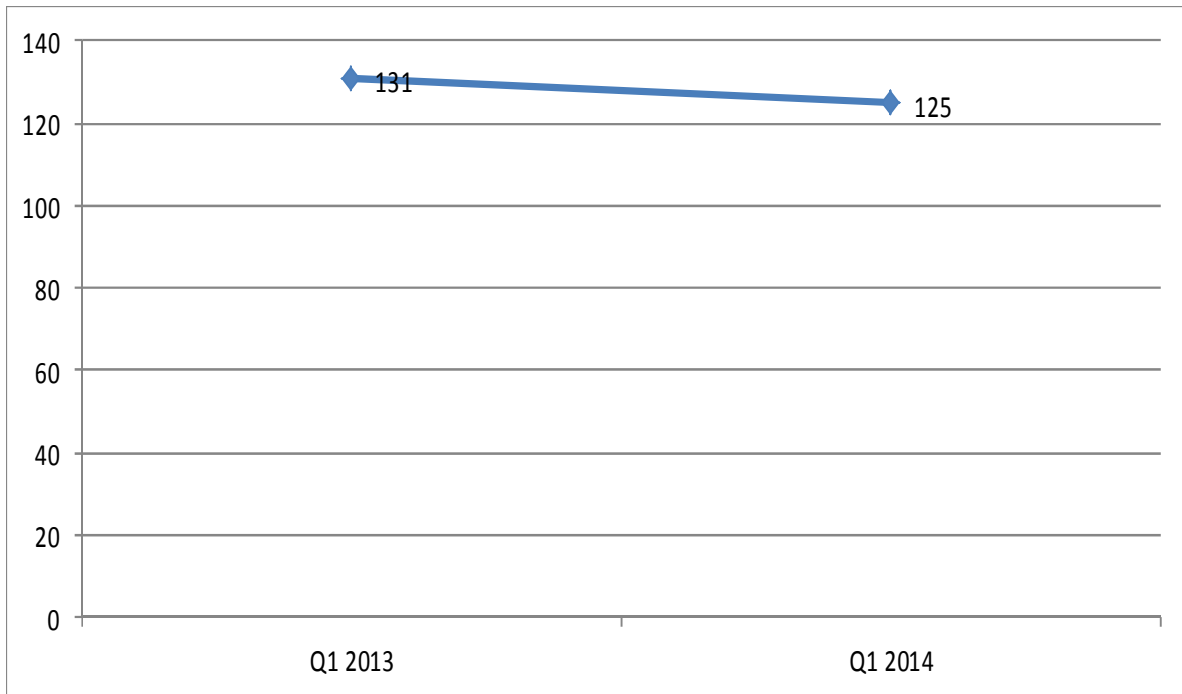
**Graph 14. Gender structure in percentage**



**Table 17. The homes of elderly persons without family care in Q1 2013 / Q1 2014**

Period	Years	
	2013	2014
Q1	131	125

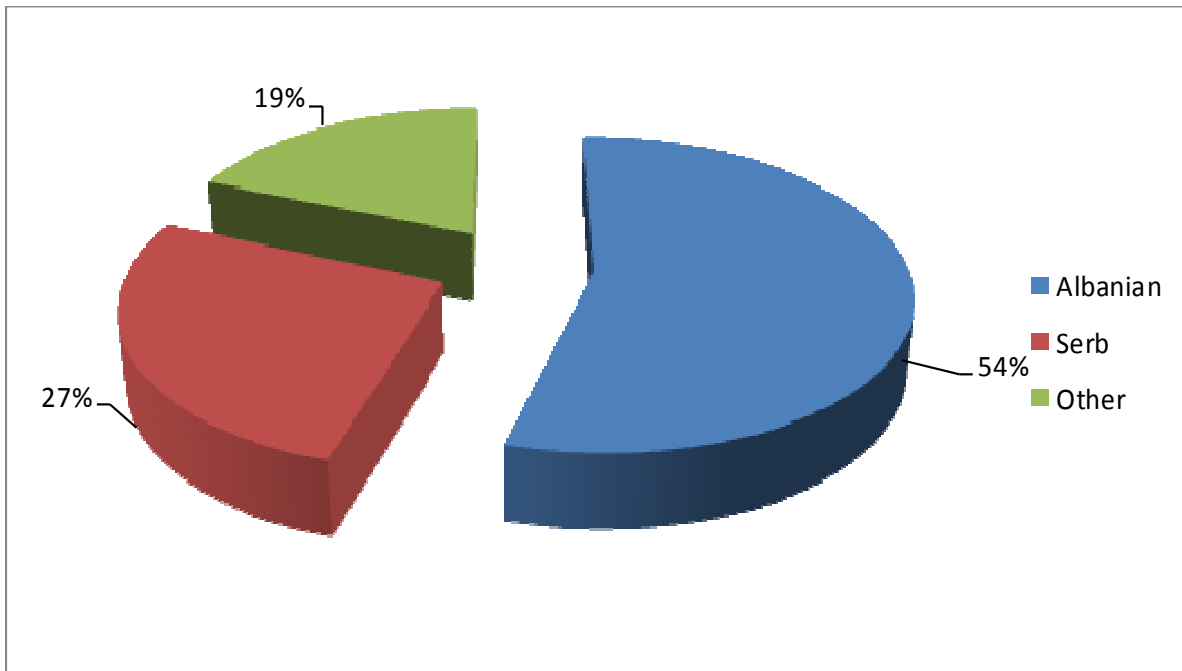
**Graph 15. Number of persons placed in homes of elderly persons without family care in Q1 2013 / Q1 2014**



**Table 18. Persons located in Shtimje Institute and community houses by nationality**

Period	Albanian	Serb	Other <sup>12</sup>	Total
Q1	67	33	23	123

**Graph 16. Persons located in Shtimje Institute and community houses in percentage**

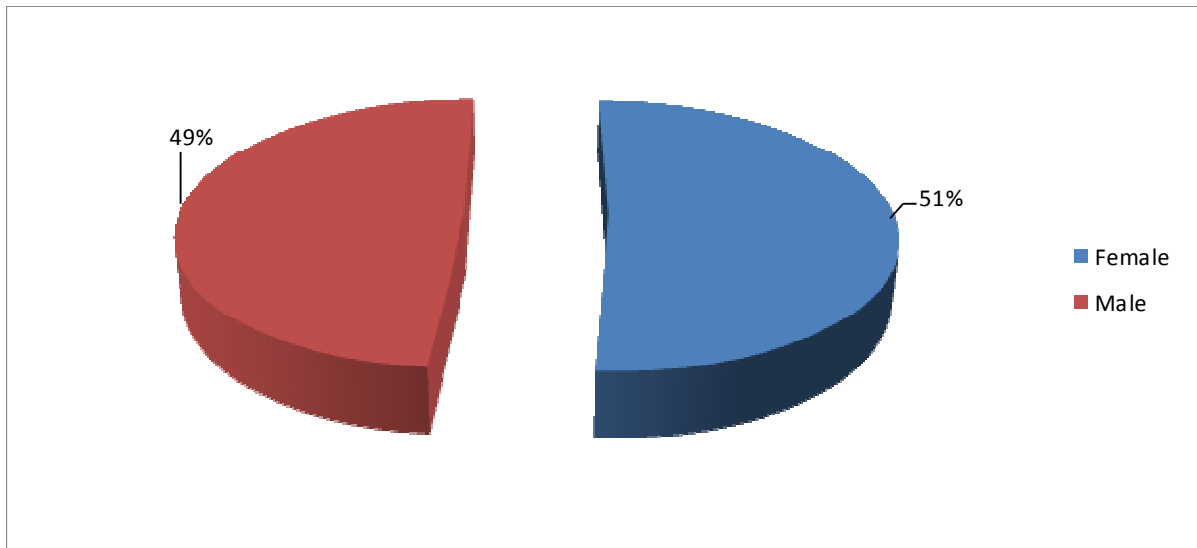


<sup>12</sup> In others are included the number of persons with mental disabilities placed in the Institute of Shtime and 7 community houses belonging to these ethnic nationalities: Turkish, Bosnian, Egyptians, Ashkali, Roma, Croats, etc.

**Table 19. Persons located in the Special Institute of Shtime and community homes by gender**

Period	Female	Male	Total
Q1	63	60	123

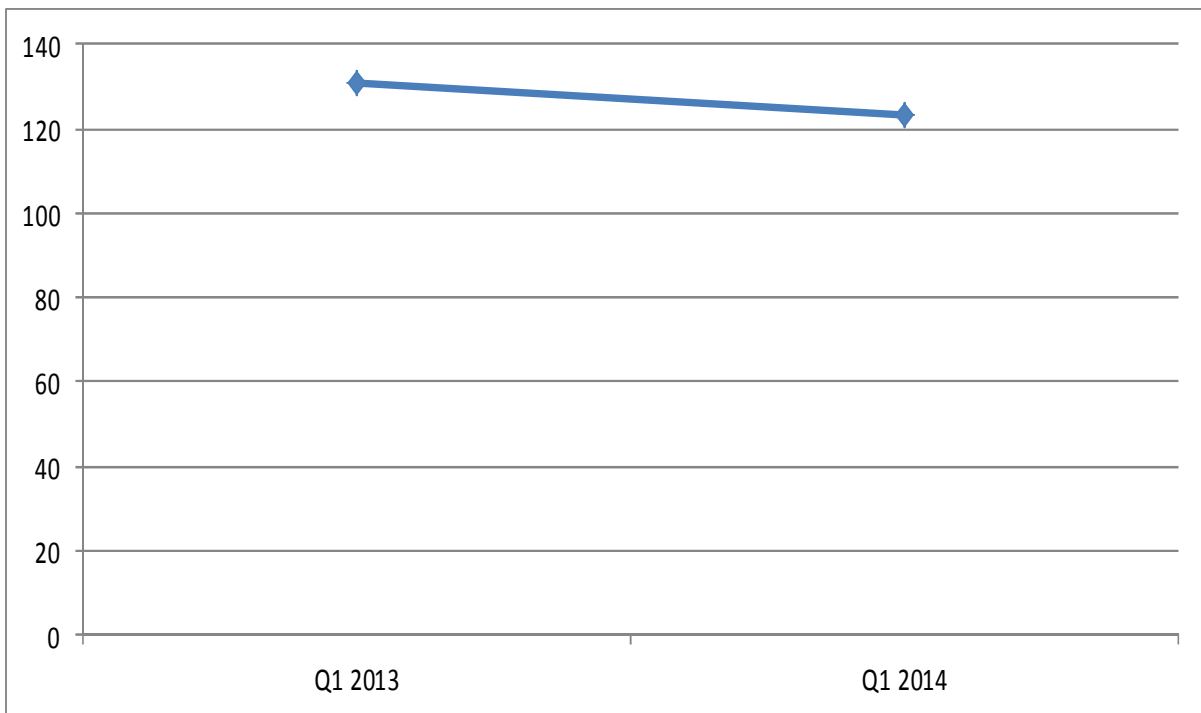
**Graph 17. Persons located in the Special Institute of Shtime and community homes by gender in percentage**



**Table 20. Persons located in the Special Institute of Shtime and community homes in Q1 2013 / Q1 2014**

Period	Years	
	2013	2014
Q1	131	123

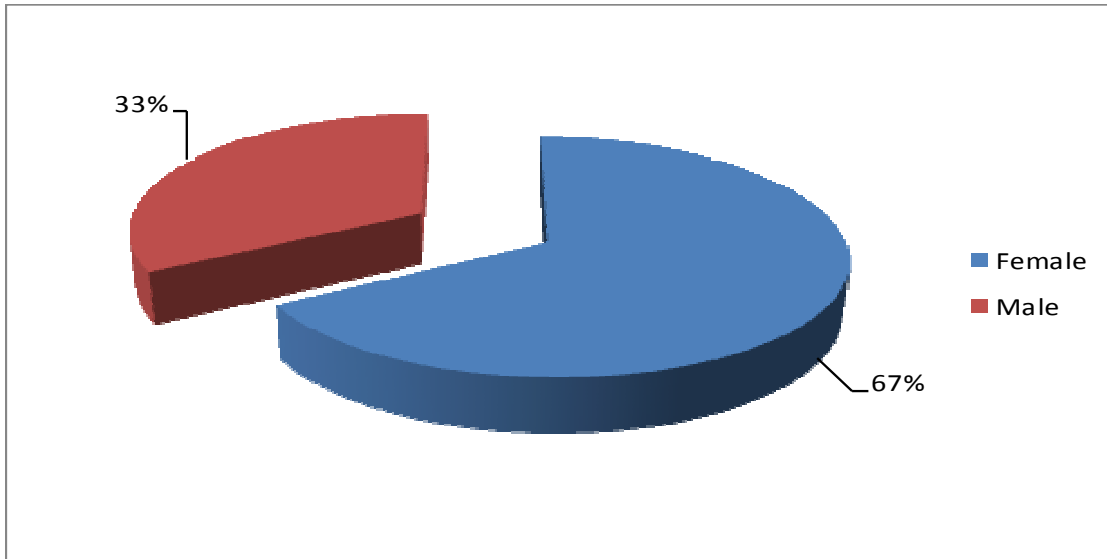
**Graph 18. Number of persons located in the Special Institute of Shtime and community homes in the years Q1 2013 / Q1 2014**



**Table 21. Abandoned children by municipalities**

Municipality	Female	Male	Total
Deçan	-	-	-
Gjakovë	1	-	1
Gillogoc	-	-	-
Gjilan	1	-	1
Dragash	-	-	-
Istog	-	-	-
Kaçanik	-	-	-
Klinë	-	-	-
Fushë Kosovë	-	-	-
Kamenicë	-	-	-
Mitrovicë	-	-	-
Mitrovica Veriore	-	-	-
Leposaviq	-	-	-
Lipjan	-	-	-
Novobërdë	-	-	-
Obiliq	-	-	-
Rahovec	1	-	1
Pejë	1	-	1
Podujevë	-	-	-
Prishtinë	1	2	3
Prizren	1	1	2
Skenderaj	-	-	-
Shtime	-	-	-
Shtërpcë	-	-	-
Suharekë	-	-	-
Ferizaj	-	-	-
Viti	-	-	-
Vushtrri	-	-	-
Zubin Potok	-	-	-
Zveçan	-	-	-
Malishevë	-	-	-
Junik	-	-	-
Mamushë	-	-	-
Hani i Elezit	-	-	-
Graçanicë	-	-	-
Ranillug	-	-	-
Partesh	-	-	-
Klllokot	-	-	-
<b>Total</b>	<b>6</b>	<b>3</b>	<b>9</b>

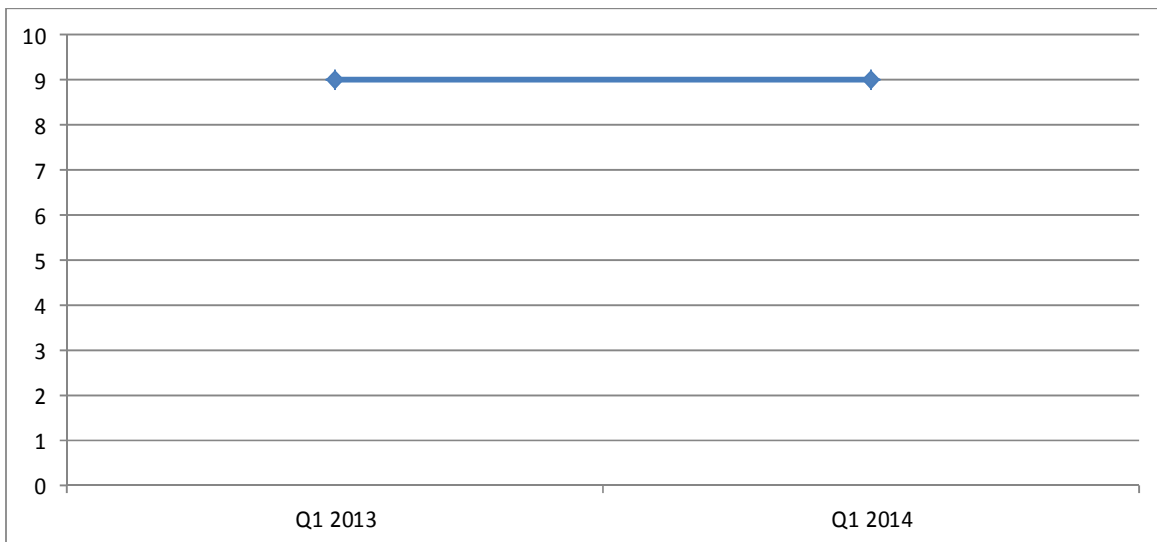
**Graph 19. Percentage of abandoned children by gender**



**Table 22. Abandoned children, Q1 2013 / Q1 2014**

Period	Years	
	2013	2014
Q1	9	9

**Graph 20. The number of children abandoned in Q1 2013 / Q1 2014**





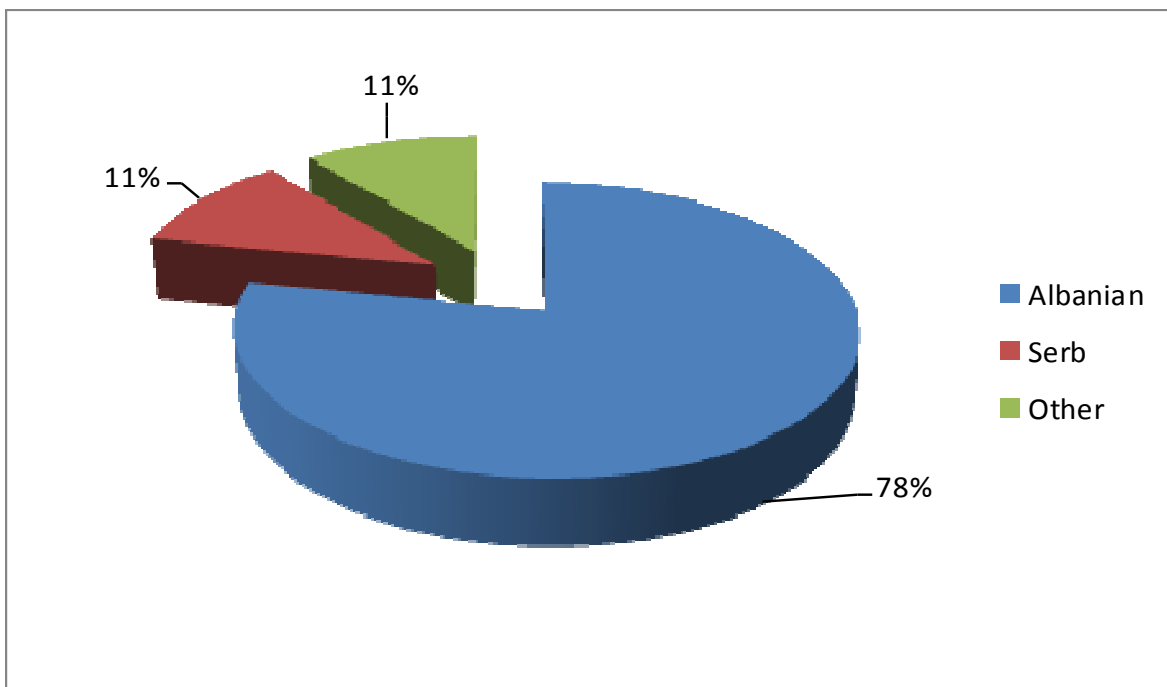
**Table 23. Families and members of households receiving social assistance by municipality**

Municipality	Families	Members	Members/Families
Deçan	767	3,365	4.39
Gjakovë	1,174	4,973	4.24
Glogoc	1,500	6,898	4.60
Gjilan	1,188	4,763	4.01
Dragash	447	1,548	3.46
Istog	671	2,901	4.32
Kaçanik	798	3,471	4.35
Klinë	1,059	5,003	4.72
Fushë Kosovë	785	3,528	4.49
Kamenicë	624	2,358	3.78
Mitrovica Jugore	2,033	8,826	4.34
Mitrovica Veriore	1,021	2,766	2.71
Leposaviq	511	1,326	2.59
Lipjan	1,260	5,849	4.64
Novobërdë	364	1,293	3.55
Obiliq	761	3,210	4.22
Rahovec	737	3,154	4.28
Pejë	1,421	5,495	3.87
Podujevë	1,093	5,168	4.73
Prishtinë	1,890	7,447	3.94
Prizren	1,398	5,313	3.80
Skenderaj	1,329	6,580	4.95
Shtime	488	2,275	4.66
Shtërpcë	457	1,635	3.58
Suharekë	662	2,984	4.51
Ferizaj	953	4,045	4.24
Viti	608	2,611	4.29
Vushtrri	1,623	7,209	4.44
Zubin Potok	594	1,437	2.42
Zveçan	404	1,060	2.62
Malishevë	815	4,064	4.99
Junik	142	583	4.11
Mamushë	25	100	4.00
Hani i Elezit	254	1,096	4.31
Graçanicë	146	527	3.61
Ranillug	237	702	2.96
Partesh	45	159	3.53
Klllokot	101	379	3.75
<b>Total</b>	<b>30,385</b>	<b>126,101</b>	<b>4.15</b>

**Table 24. Families who have received social assistance benefits by nationality**

Period	Albanian	Serb	Other <sup>13</sup>	Total
Q1 2014	23,784	3,358	3,243	30,385

**Graph 21. Percentage of households receiving social assistance benefits by nationality**

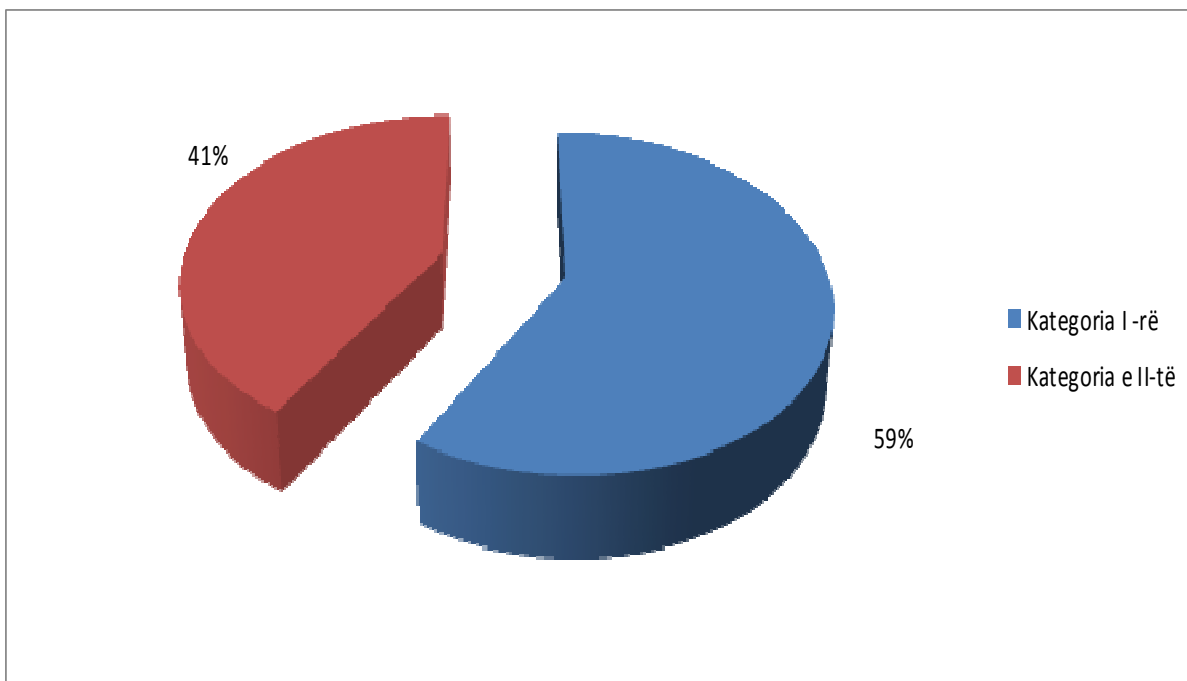


<sup>13</sup> In others are included the number of households receiving social assistance who belong to these ethnic nationalities: Turkish, Bosnian, Egyptians, Ashkali, Roma, Croats, etc.

**Table 25. Families that have benefited social assistance by category**

Period	First category	Second category	Total
Q1 2014	17,871	12,514	30,385

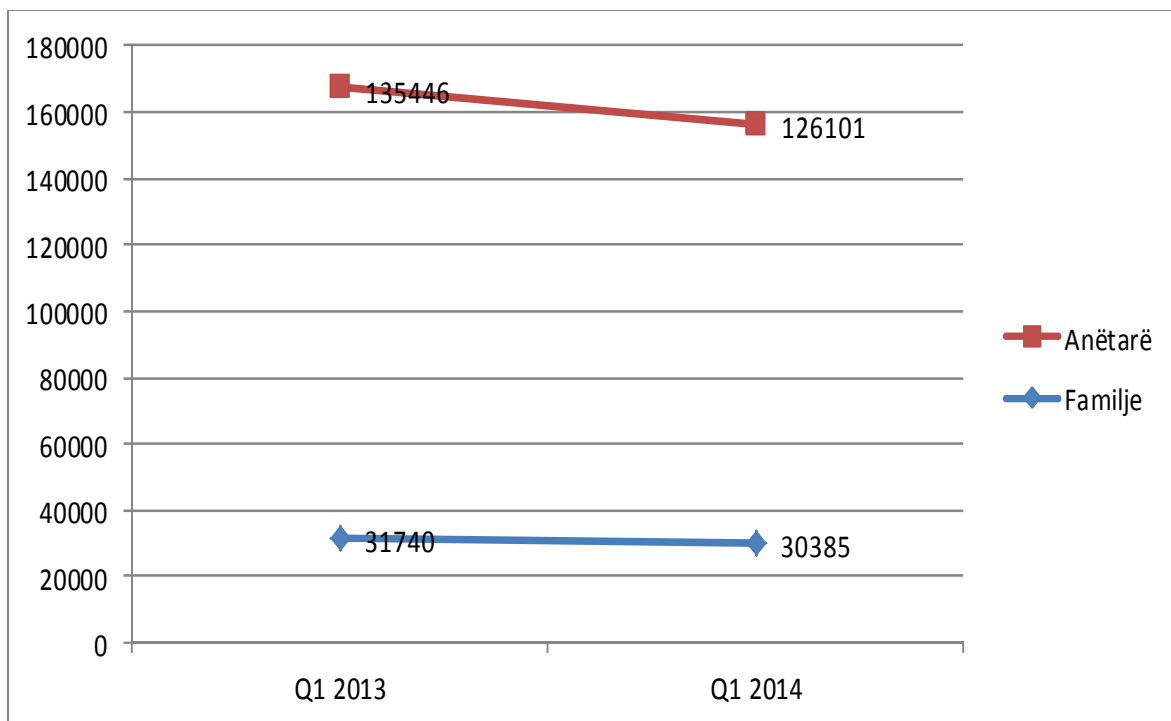
**Graph 22. Percentage of households receiving social assistance by category**



**Table 26. Families and members of households receiving social assistance in Q1 2013 / Q1 2014**

Period	Families	Members
Q1 2013	31,740	135,446
Q1 2014	30,385	126,101

**Graph.23. Families and members of households receiving social assistance in Q1 2013 / Q1 2014**



# Kosovo Agency of Statistics

## *short description*

**Kosovo Agency of Statistics** is a professional institution which deals with collection, processing and publication of official statistical data. As such acts since 1948 and has passed through several historical stages, structured according to state regulation of those times.

On 2 August 1999, the Agency has resumed his professional work (after nine years of interruption of all statistical series detrimental to the interest of Kosovo), as an independent institution under the Ministry of Public Administration. Since 12.12.2011 the Agency operates in the frames of the Prime Minister's Office. Office is funded by the Kosovo Consolidated Budget, but also by donors for specific projects and for technical professional support.

**Kosovo Agency of Statistics** acts according to the Law No. 04/L-036 which entered into force on 12.12.2011. Strategic development plan 2009-2013 is the middle term implementation for the development of statistical system in correlation with the European Union statistics (EUROSTAT).

**Kosovo Agency of Statistics** has this organizational structure: production departments; (Department of Economic statistics and National Accounts, Department of Agriculture and Environment statistics and Department of Social statistics. **Support Departments;** Department of Methodology and Information Technology, Department of Policy Planning, Coordination and Communication, Department of Census and survey and Department of Administration. **Within the Agency we also established. Regional Offices;** Gjakove, Gjilan, Mitrovica, Peja, Prizren, Pristina and Ferizaj

In ASK are employed in total 139 workers, of them 104 (74,8 %) at the headquarters of the Agency, while in the Regional Offices, 35 (25,2%), with qualifying structure, 70,5% with university education to 29,5% with secondary education.

We have professional and technical cooperation with all Ministries of the Government of Kosovo, especially with the Ministry of Economy and Finance, Central Bank of Kosovo, with international institutions, EUROSTAT, International Monetary Fund, World Bank, Sweden's SIDA, DFID, UNFPA, UNDP, UNICEF, and with the statistical institutions of the countries in the region.

**Kosovo Agency of Statistics** almost completely covers the territory of Kosovo, based on the statistical structure of the enumeration areas as the basic unit and sole in the country from which it gets first hand information. All surveys conducted in the field use the extension of the samples in these enumeration areas but also a statistical methodology according to international recommendations. During the collection of statistical data and reports from reporting entities are involved professionals, technicians, administrators, servants of the country offices, field enumerators from regional offices, etc.

We have successfully implemented the project of Population Census, Households and Dwellings in 2011, Census that was not carried out since 1981. Results obtained from the Census will have an important role in compiling the development policies.

**The mission of the Agency;** to meet the needs of users with qualitative statistical data, objective, in time and space so that users have reliable base to conduct regular analysis in the interest of planning and project development at the municipal and country level. To support government institutions, scientific institutes, research academies, businesses in order to provide proper information for decision-makers and other users in Kosovo. Ongoing is preparation for the Census of Agriculture in Kosovo.

- **Address: KOSOVO AGENCY OF STATISTICS**  
Street. "Zenel Salihu", No. 4, 10000 Pristina
- **Telephone:** +381 (0) 38 200 31 104  
CEO: +381 (0) 38 200 31 112
- **Fax::** +381 (0) 38 235 033
- **E-mail:** [social@rks-gov.net](mailto:social@rks-gov.net)