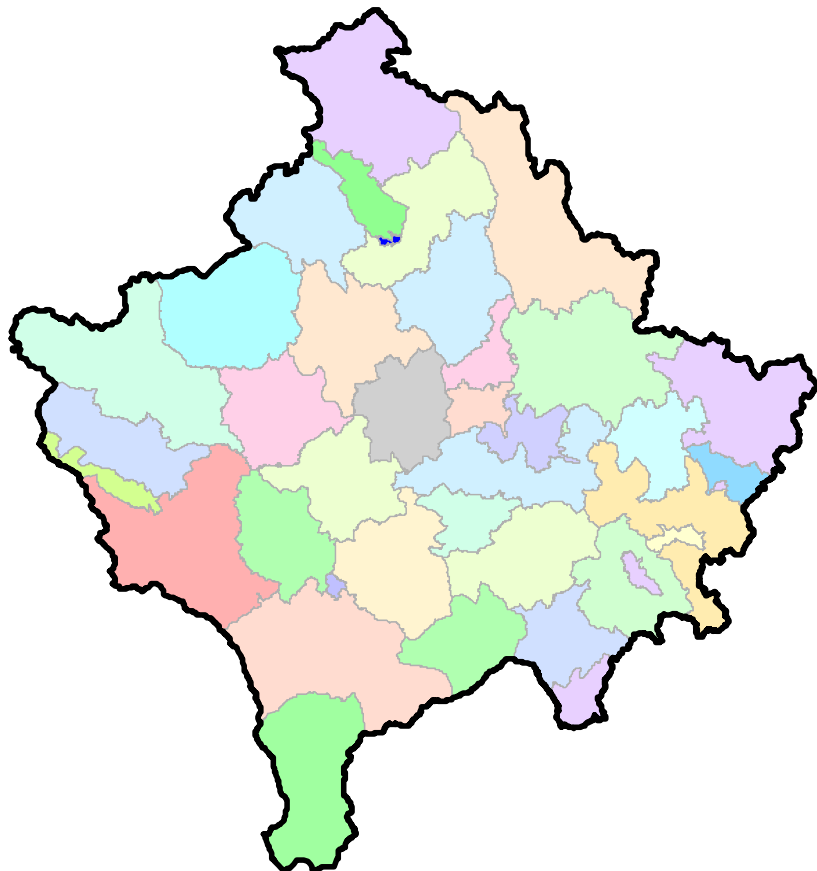




Republika e Kosovës  
Republika Kosova-Republic of Kosovo  
*Qeveria - Vlada - Government*  
Zyra e Kryeministrit -Ured Premijera -Office of the Prime Minister  
*Agjencia e Statistikave të Kosovës - Agencija za Statistike Kosova - Kosovo Agency of Statistics*

## Series 5: Social Statistics

# Social Welfare Statistics for (Q2-2014)



## Foreword

Kosovo Agency of Statistics Kosovo (KAS) since 2002 started to publish data on social welfare in Kosovo.

In this publication are summarized data for the second quarter of 2014.

The source of these data is the Ministry of Labour and Social Welfare (MLSW) respectively the following departments:

Social Welfare Department - which provides data for recipients of social assistance, data for abandoned children, information for families who have children with special needs (disabilities) from age 0-18 years, data on elderly homes and without family care, data on persons with mental disabilities placed in Shtimje Institute and community houses.

Department of Pension Administration - which provides data for basic pensions, pensions paid contributions, and pensions of persons with special needs,

Department of Families of Martyrs and War Invalids (DFMWI) - which provides data for the families of martyrs and war invalids.

Data on social assistance scheme are presented in all municipalities and for pensions scheme families of martyrs and war invalids data provided by relevant departments of MPMS had no allocation for new municipalities, but these data are included in the old municipalities parts of which have been previously.

This publication will serve as a useful reference for all users of statistical data of social welfare and these data will serve as important data to be familiar with the social environment in Kosovo.

All suggestions, proposals, comments or remarks can be send to electronic mail [social@rks-gov.net](mailto:social@rks-gov.net) which will contribute to improving the quality of our publication in the future.

Publication was prepared by:

PhD.sc. Bashkim Bellaqa– Director of the Department of Social Statistics

Naime Rexhepi – Chief of the Division of Social Statistics

Officer for design: Ahmet Cakolli

August, 2014

Chief Executive Officer, KAS  
Isa Krasniqi

### **List of abbreviations**

KAS – Kosovo Agency of Statistics

MLSWS - Ministry of Labour and Social Welfare

DFMWI - Department of Families of Martyrs and War Invalids

HEPFC - Homes Elderly Persons without Family Care

PPD - Pensions of Persons with Disabilities

SISh - Special Institute Shtimje

Q2 – Second Quarter

## C o n t e n t

	Page
<b>Explanation for the users.....</b>	<b>5</b>
<b>Table 1. Basic pensions by municipality.....</b>	<b>9</b>
<b>Table 2. Basic pensions by nationality.....</b>	<b>10</b>
<b>Table 3. Basic pensions in Q2 2013 / Q2 2014.....</b>	<b>12</b>
<b>Table 4. Pensions paid contributions by municipalities.....</b>	<b>13</b>
<b>Table 5. Pensions paid contributors by nationality.....</b>	<b>15</b>
<b>Table 6. Pensions paid contributors in Q2 2013 / Q2 2014.....</b>	<b>16</b>
<b>Table 7. Pensions of persons with special needs (disabilities) by municipality.....</b>	<b>17</b>
<b>Table 8. Pensions of persons with disabilities by nationality.....</b>	<b>19</b>
<b>Table 9. Pensions of persons with disabilities in Q2 2013 / Q2 2014.....</b>	<b>20</b>
<b>Table 10. Scheme of children with disabilities by municipalities (0-18 years).....</b>	<b>21</b>
<b>Table 11. Scheme of the families of martyrs and war invalids by municipalities.....</b>	<b>23</b>
<b>Table 11. Scheme of the families of martyrs and war invalids by age.....</b>	<b>24</b>
<b>Table 12. Scheme of the families of martyrs and war invalids by category.....</b>	<b>24</b>
<b>Table 13. Scheme of the families of martyrs and war invalids by nationality.....</b>	<b>25</b>
<b>Table 14. Scheme of the families of martyrs and war invalids in Q2 2013 / Q2 2014.....</b>	<b>25</b>
<b>Table 15. The homes of elderly persons without family care according to nationality (HEPFC).....</b>	<b>26</b>
<b>Table 16. The homes of elderly persons without family care by gender.....</b>	<b>27</b>
<b>Table 17. The homes of elderly persons without family care in Q2 2013 / Q2 2014.....</b>	<b>28</b>
<b>Table 18. Persons located in Shtimje Institute and community houses by nationality.....</b>	<b>29</b>
<b>Table 19. Persons located in the Special Institute of Shtime and community homes by gender.....</b>	<b>30</b>
<b>Table 20. Persons located in the Special Institute of Shtime and community homes in Q2 2013 / Q2 2014.....</b>	<b>31</b>
<b>Table 21. Abandoned children by municipalities.....</b>	<b>32</b>
<b>Table 22. Abandoned children, Q2 2013 / Q2 2014.....</b>	<b>33</b>
<b>Table 23. Families and members of households receiving social assistance by municipality.....</b>	<b>34</b>
<b>Table 24. Families who have received social assistance benefits by nationality.....</b>	<b>35</b>
<b>Table 25. Families that have benefited social assistance by category.....</b>	<b>36</b>
<b>Table 26. Families and members of households receiving social assistance in Q2 2013 / Q2 2014.....</b>	<b>37</b>



## Explanation for the users

### Basic pensions and pension contributors <sup>1</sup>

Basic pension - means retirement pension the Pension Administration pays to all permanent residents of Kosovo who have reached retirement age. The monthly amount of the pension is 75 €.

Pension based on individual savings - means a pension that Kosovo Pension Savings Fund pays to persons of retirement age who meet the requirements of Law No. 04/L-101 regarding pension contributions. The monthly amount of the pension is € 140.

### Pensions for persons with special needs (disabilities)<sup>2</sup>

Disability pension - means a benefit administered by the Ministry of Labour and Social Welfare to provide financial support to adult persons who are permanently residing in Kosovo and who are totally and permanently disabled and incapable of any kind of work.

A person will be considered permanently and totally disabled if he/she has more than 18 years or less than 65 years and has a medically diagnosed physical, sensory, or mental illness or disability that makes him/her incapable of any work for remuneration and where the Ministry has assessed the person and decides that he/she meets the criteria set forth in this law. Condition, disease or disability must render the person totally incapable of any work for remuneration at the time of application and in the future. Onset of the condition, disease or disability must not be shorter than one year before the date of submission of complete application to the Ministry.

The monthly amount of the pension is 75€.

**Scheme for families who have children with permanent special needs** aged 0-18 years. The amount of the pension is € 100.

### Families of martyrs and war invalids<sup>3</sup>

**KLA war invalid** - is the participant of the KLA, whose body was damaged over 20% due to a wound, injury or illness that has suffered in the war, or as the captive (prisoner) in prisons or camps of the enemy and foreign citizen as KLA veteran, from 1997- 1999.

In order to realize the rights and benefits, in accordance with the degree of disability and determine the percentage of bodily damage, KLA disabled are divided into eight groups and depending on the degree of disability varies the rate of payment as follows:

---

<sup>1</sup> Definition of basic pensions and contributors found in Law No. 04 / L-101

<sup>2</sup> Definition for pensions of persons with disabilities found in Law No.2003 / 23

<sup>3</sup> Definition for war invalids and families of martyrs found in Law 04 / L-054

Social Welfare Statistics Q2 2014

Category	Amount of pension
<b>Families of Martyrs</b>	
The family that has given a Martyr:	448.13 €
The family has given two Martyrs:	537.76 €
The family has given three Martyrs:	582.57 €
The family has given four Martyrs:	627.39 €
The family has given more than 4 Martyrs:	672.19 €
<b>Families of the missing KLA</b>	
Family of missing one in KLA	448.13 €
Family of missing two KLA	537.76.€
Family with missing three in KLA	582.57 €
Family of four missing KLA	627.39 €
Family with more than 4 missing KLA	672.19 €
<b>War Invalids</b>	
Invalid with bodily injury on 80%	448.13 €
Invalid with bodily injury of 71- 80%	412.50 €
Invalid with bodily injury from 61 to 70%	393.75 €
Invalid with bodily injury of 51- 60%	375.00 €
Invalid with bodily injury of 41 -50%	356.25 €
Invalid with bodily injury of 31- 40%	318.75 €
Invalid with bodily injury of 20 -30%	225.00 €
<b>Invalid with custodian</b>	
Invalid with bodily injury with over 80%	225.00 €
<b>Families of war invalids after death</b>	
Invalid with bodily injury on 80%	358.50 €
Invalid with bodily injury of 71- 80%	330.00 €
Invalid with bodily injury from 61 to 70%	315.00 €
Invalid with bodily injury of 51- 60%	300.00 €
Invalid with bodily injury of 41 -50%	285.00 €
Invalid with bodily injury of 31- 40%	255.00 €
Invalid with bodily injury of 20 -30%	180.00 €
<b>Families of Civilian Victims</b>	
Civil Victim Family	168.75 €
<b>Families of the Missing Civilians</b>	
Family of Missing civilian	168.75 €
Family with two Missing	202.50 €
Family with three Missing	219.38 €
Family of four Missing	236.25 €
Family with four more Missing	253.13 €
<b>Civil Invalids of War</b>	
Invalid with bodily injury on 80%	152.50 €
Invalid with bodily injury from 61 to 80%	136.25 €
Invalid with bodily injury of 40- 60%	120.00 €
<b>Invalids with custodians</b>	
Invalid with body with over 80%	50.13 €
<b>Families of Civil Invalids of War after death</b>	
Invalid with bodily injury on 80%	123.25 €
Invalid with bodily injury from 61 to 80%	110.25 €
Invalid with bodily injury of 40- 60%	97.25 €

Disabled by 10% to 19% of bodily harm – are not entitled to disability pension.

**Invalids with custodian** (KLA invalid scale over 80% of disability is entitled to additional help and care from another person).

Average payment of war invalids is € 241.47 (average is taken in June of 2014).

**Abandoned children<sup>4</sup>**

Abandoned child without parental care, is considered any child under the age of 18, who is abandoned by parents who for various reasons, do not or are unable to perform the duties, responsibilities and parental rights.

Forms of protection for this category of children are: custody, family reunification, family housing, temporary housing and institutional adoption.

**The homes of elderly persons without family care** - which are found in Prishtina, Skenderaj, Gurakoc and in Graçanica and in these houses are placed elderly who have no family care.

**Special Institute Shtimje and community houses** - In Shtime institution and 7 community homes which are located in Shtime, Graçanica, Ferizaj, Dardana, Vushtrri, and Deçan as well as a home for children with disabilities in mental development located Shtime in which are accommodated persons with special needs in mental development.

**Social assistance scheme<sup>5</sup>**

Social assistance scheme provides temporary financial assistance to families who are poor and are selected in accordance with the criteria set forth in the law and within the resources allocated for this purpose by the Kosovo budget.

To realize the right to social assistance, all family members must be citizens of the Republic of Kosovo and meet the requirements to fall within one of the categories defined by law. Exceptionally, users of social assistance may be foreign nationals who: have residence in Kosovo, persons in the quality of the asylum seeker, refugee persons and persons enjoying temporary and complementary protection.

The right to social assistance in the first category realizes the family that all family members are dependent as defined below the dependend person and none of them is employed.

Person dependent - defined as an individual who belongs to one of the following groups: persons over the age of eighteen (18) and who have serious flaws and permanently disabled that make him/her unable to work for remuneration, persons who are sixty-five (65) years of age or older, permanent caregivers of persons with disabilities or to persons age 65 or older who need care, or child under 5 years of age, persons aged 14 years, persons between the ages of 15 and 18 and who are in regular secondary education, single parents with at least one child under the age of 15.

The right to social assistance in the second category realizes the family with a family member able to work (which must be registered as unemployed at the Employment Office) and with at least one child under age of five (5) years or who have permanent care an orphan under the age of fifteen (15) years.

---

<sup>4</sup> Definition of abandoned children was taken from the family law and family relations No. 10/84

<sup>5</sup> Definition of social assistance scheme is taken from: Law No. 04 / L-096



Families who consider that are social case by category first and second submit written request asking for social assistance to authority concerned, the Centers for Social Work in the municipality.

The family selected for social assistance scheme, for every child age (0) to eighteen (18) years, realizes a financial benefit of 5 euros in the form of child allowance, with the aim of promoting and improving health.

The family entitled to social assistance in the first category will receive social assistance to twelve (12) months.

The family entitled to social assistance in the second category will receive social assistance up to six (6) months.

After the expiry of the period of one (1) year, respectively, six (6) months, the family must reapply for continuation of the right to social assistance.

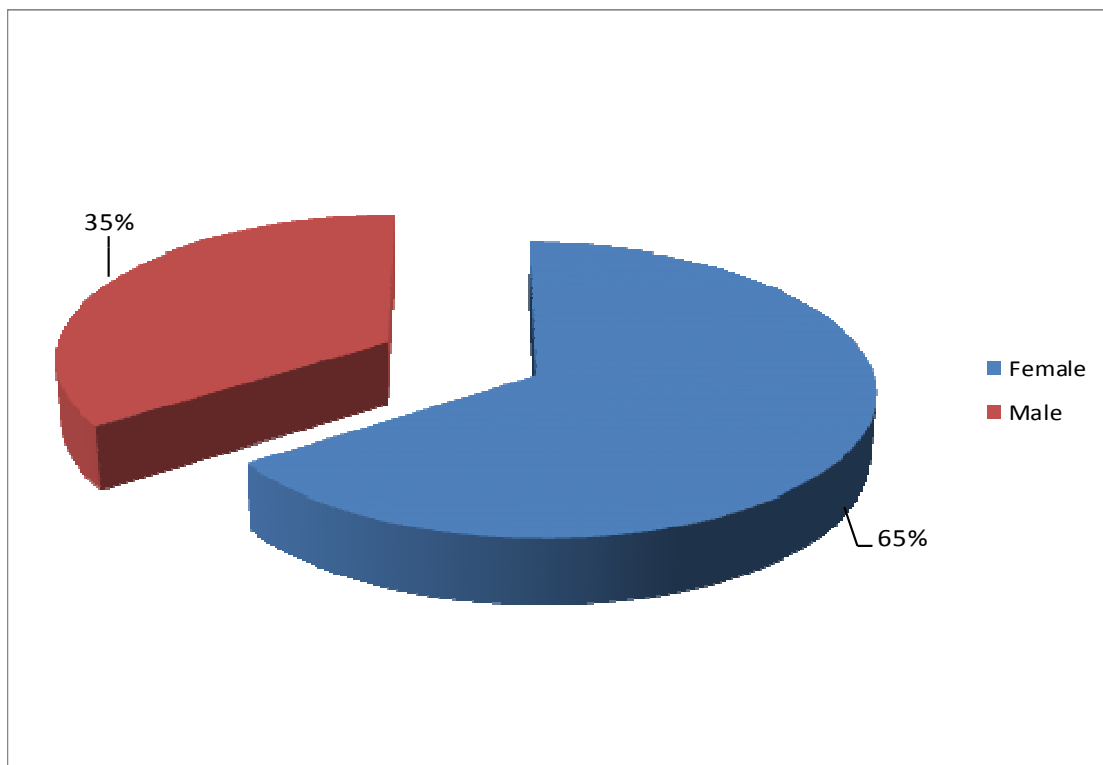
The monthly social assistance is determined by the number of family members and the cost of consumer prices of food basket, which is regulated by regulations issued by the Ministry. The height of the value of benefits for domestic is regulated by bylaw, so the Ministry of Finance in cooperation with MLSW issue a decision on the amount of the monthly payment amount for families. The monthly social assistance is harmonized with the consumer prices index of food basket published by KAS.

Family with one (1) member:	40 €
Family with two (2) members	55 €
Family of three (3) members	60 €
Family of four (4) members	65 €
Family of five (5) members	70 €
Family with six (6) members	75 €
Family with seven(7) members	80 €

**Table 1. Basic pensions by municipality**

Municipality	Male	Female	Total
Deçan	1,131	2,216	3,347
Gjakovë	1,745	3,560	5,305
Glllogovc	885	1,938	2,823
Gjilan	3,173	4,871	8,044
Dragash	1,481	2,479	3,960
Istog	1,349	2,077	3,426
Kaçanik	755	1,638	2,393
Klinë	1,176	1,744	2,920
Fushë Kosovë	483	1,152	1,635
Kamenicë	2,360	3,188	5,548
Mitrovicë	1,725	4,838	6,563
Leposaviq	1,514	1,711	3,225
Lipjan	1,629	2,854	4,483
Novobërdë	218	296	514
Obiliq	331	915	1,246
Rahovec	1,311	2,295	3,606
Pejë	2,090	4,626	6,716
Podujevë	1,564	3,436	5,000
Prishtinë	2,323	6,630	8,953
Prizren	3,004	6,318	9,322
Skenderaj	1,134	2,318	3,452
Shtime	656	1,039	1,695
Shtërpcë	988	1,084	2,072
Suharekë	1,419	2,647	4,066
Ferizaj	1,885	3,640	5,525
Viti	1,616	2,273	3,889
Vushtri	1,006	2,854	3,860
Zubin Potok	633	798	1,431
Zveçan	666	781	1,447
Malishevë	1,194	1,808	3,002
Graçanicë	18	41	59
<b>Total</b>	<b>41,462</b>	<b>78,065</b>	<b>119,527</b>

**Graph 1. Basic pensions by gender**

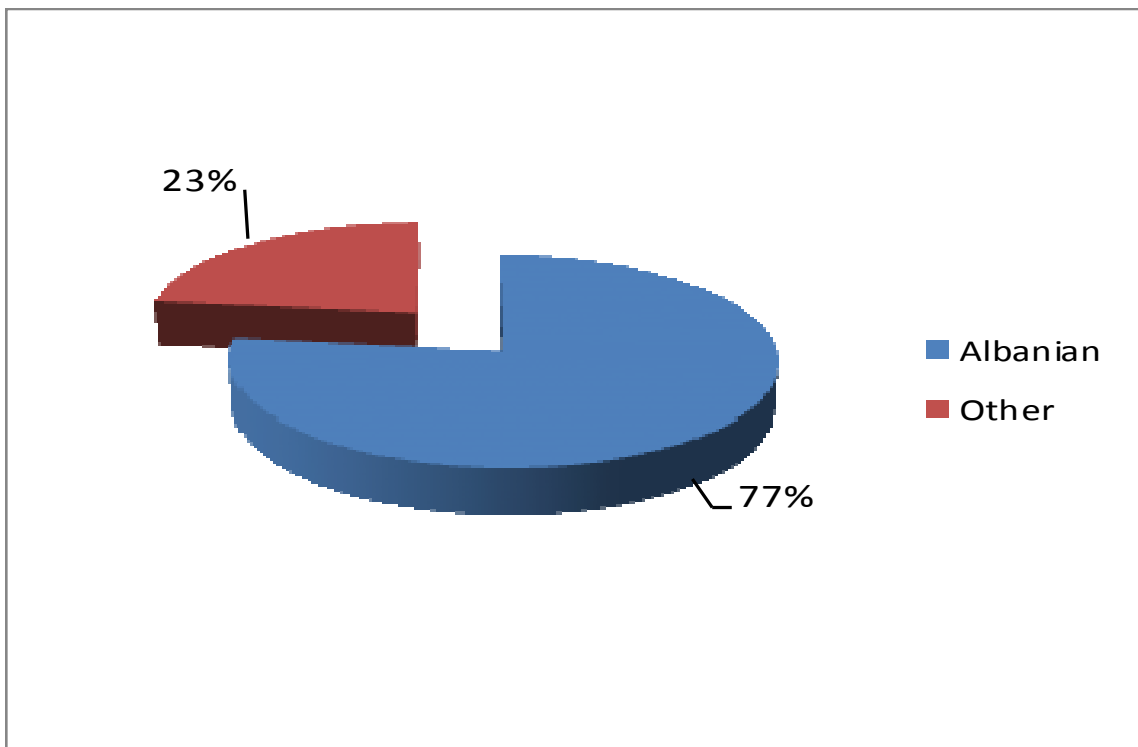


**Table 2. Basic pensions by nationality**

Period	Albanian	Other <sup>6</sup>	Total
Q2	91,950	27,577	119,527

<sup>6</sup> In others are included number of Serbs and other non-Albanian nationalities living in Kosovo and to benefit from basic pension

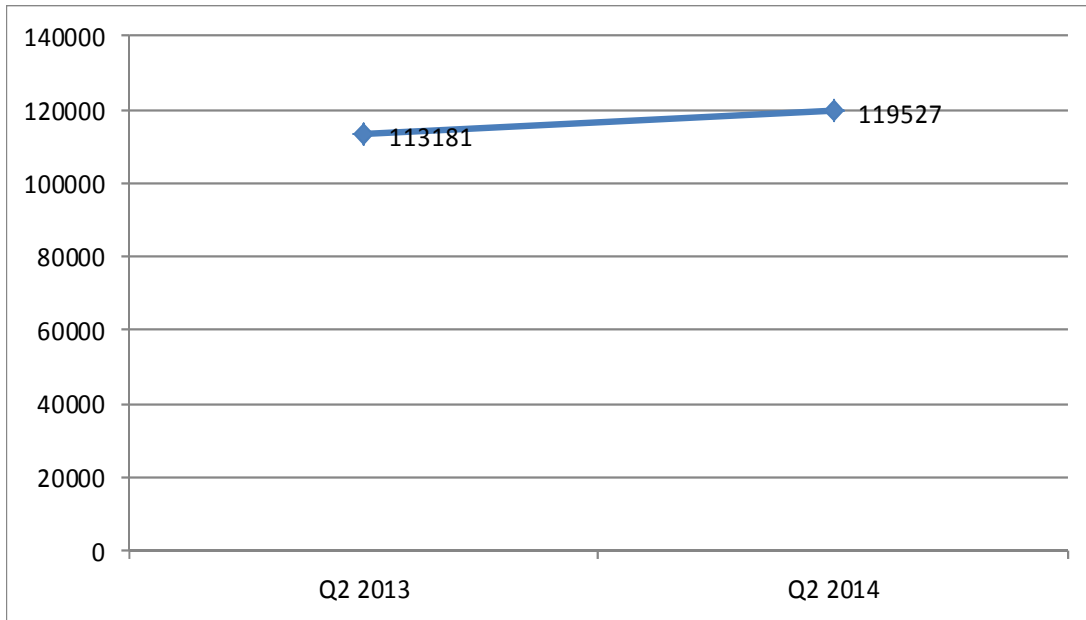
**Graph 2. Basic pensions according to nationality in percentage**



**Table 3. Basic pensions in Q2 2013 / Q2 2014**

Period	Years	
	2013	2014
Q2	113,181	119,527

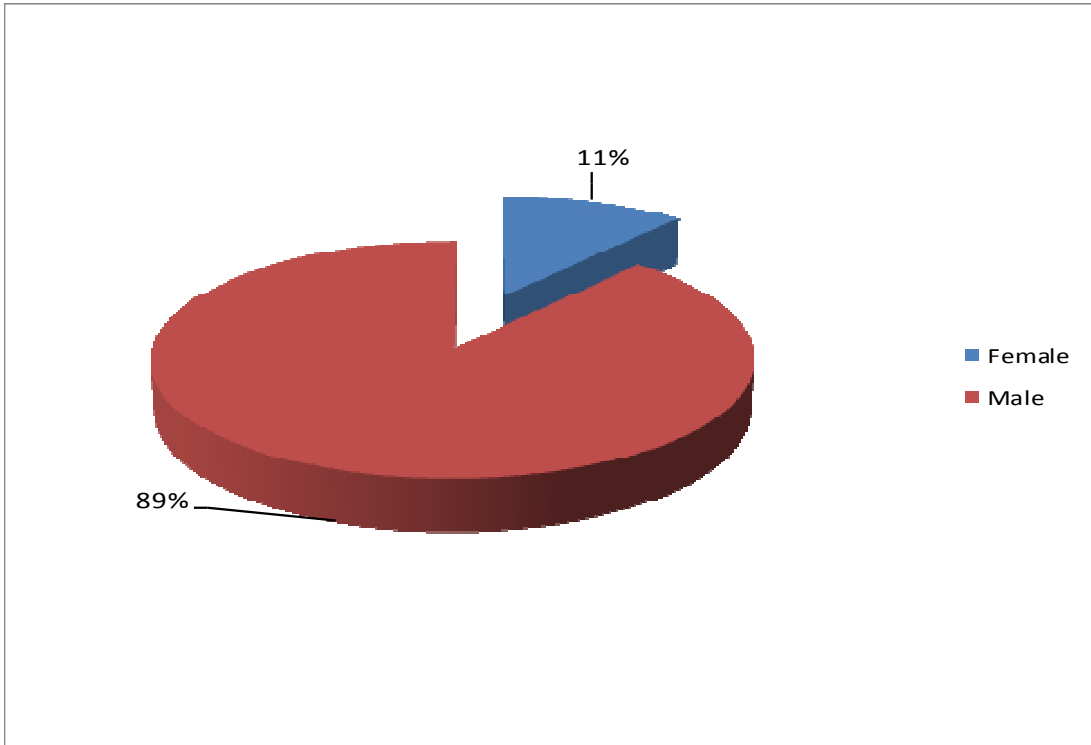
**Graph 3. Number of basic pension Q2 2013 / Q2 2014**



**Table 4. Pensions paid contributions by municipalities**

Municipality	Male	Female	Total
Deçan	648	59	707
Gjakovë	2,006	849	2,855
Glllogoc	902	12	914
Gjilan	1,421	137	1,558
Dragash	592	19	611
Istog	581	62	643
Kaçanik	818	16	834
Klinë	563	23	586
Fushë Kosovë	694	22	716
Kamenicë	733	40	773
Mitrovicë	2,578	343	2921
Leposaviq	11	-	11
Lipjan	1,107	17	1124
Novobërdë	53	2	55
Obiliq	592	10	602
Rahovec	689	39	728
Pejë	2,316	572	2888
Podujevë	1,842	31	1873
Prishtinë	4,840	893	5,733
Prizren	3,111	767	3878
Skenderaj	1,062	30	1092
Shtime	336	9	345
Shtërpcë	56	-	56
Suharekë	883	19	902
Ferizaj	1708	110	1818
Viti	528	22	550
Vushtrri	1,920	83	2003
Zubin Potok	35	-	35
Zveçan	24	-	24
Malishevë	491	8	499
Graçanicë	1	1	2
<b>Total</b>	<b>33,141</b>	<b>4,195</b>	<b>37,336</b>

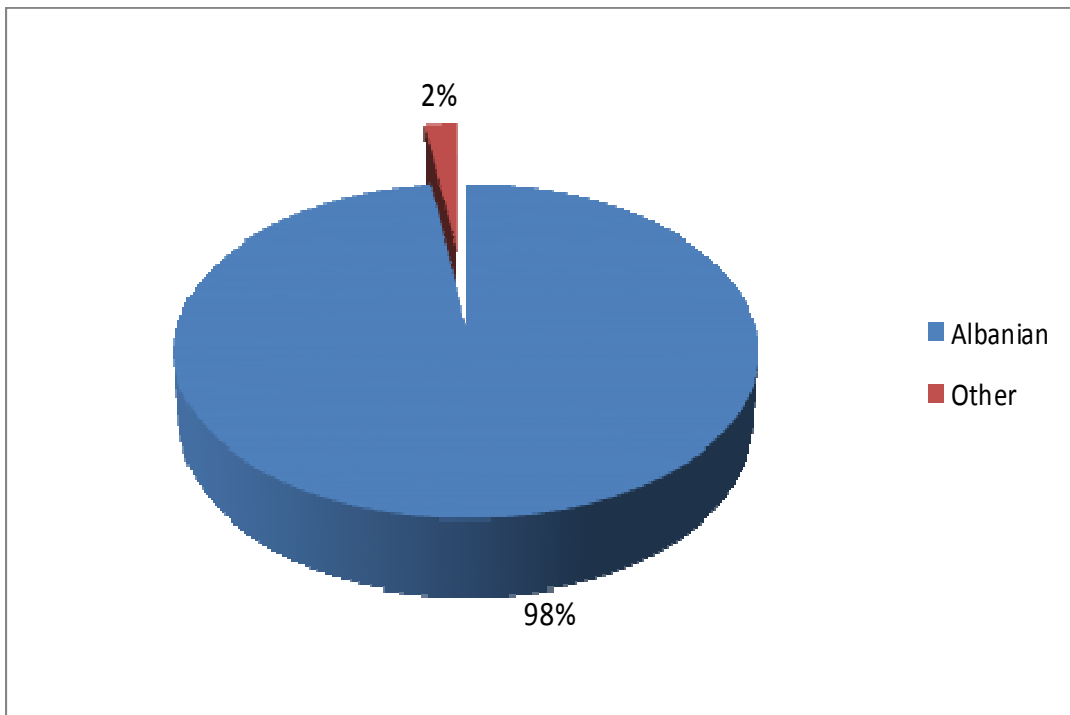
**Graph.4. Pensions paid contributors by gender in percentage**



**Table 5. Pensions paid contributors by nationality**

Period	Albanian	Other <sup>7</sup>	Total
Q2	36,527	809	37,336

**Graph 5. Pensions paid contributors according to nationality in percentage**



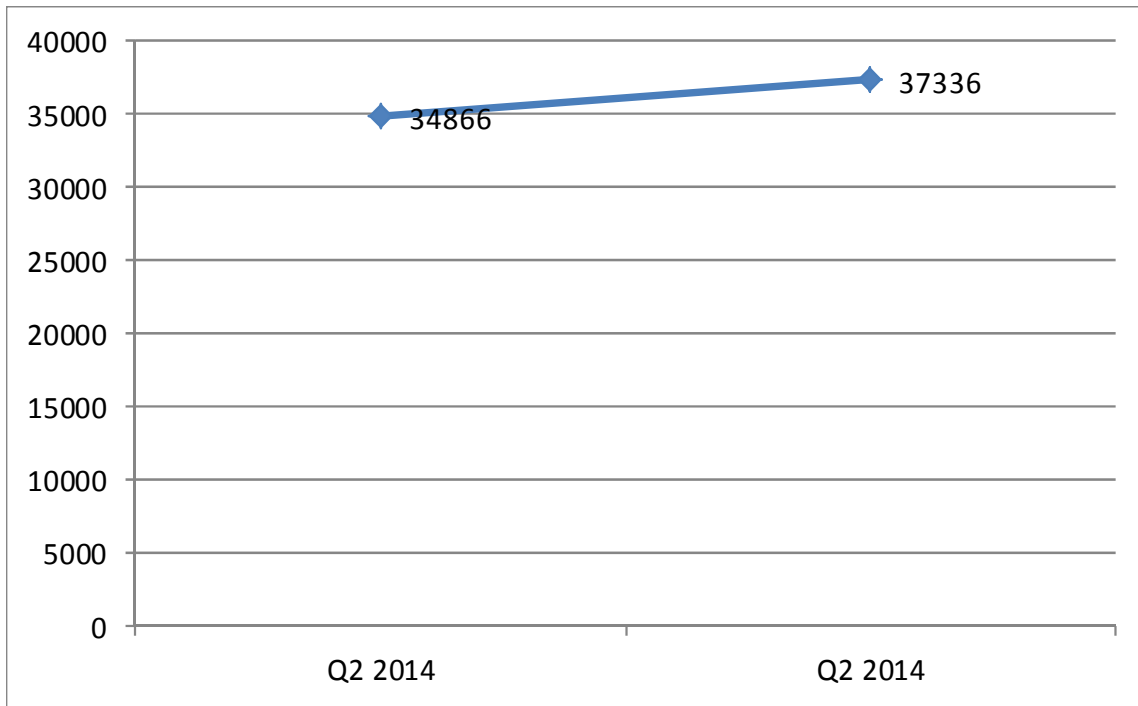
<sup>7</sup> In others are included number of Serbs and other non-Albanian nationalities living in Kosovo and to benefit from pension contributors.



**Table 6. Pensions paid contributors in Q2 2013 / Q2 2014**

Period	Years	
	2013	2014
Q2	34,866	37,336

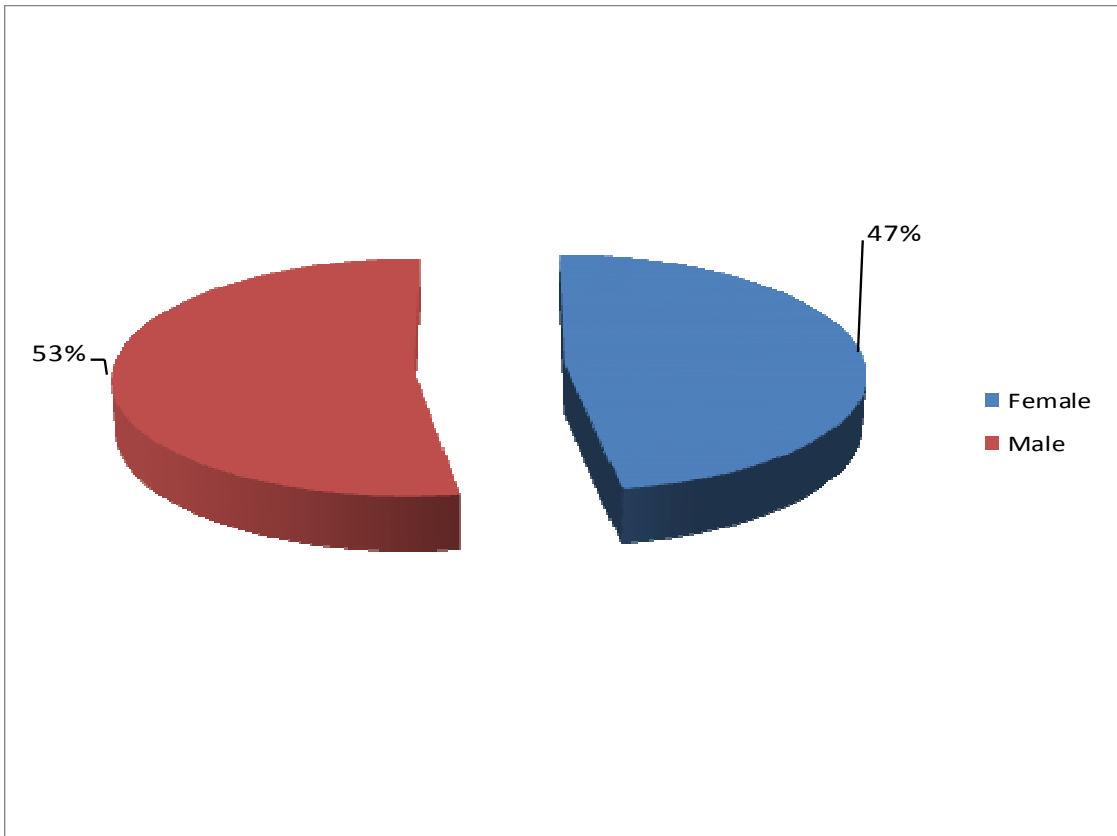
**Graph 6. Number of pensions paid contributors in Q2 2013 / Q2 2014**



**Table 7. Pensions of persons with special needs (disabilities) by municipality**

Municipality	Male	Female	Total
Deçan	217	159	376
Gjakovë	595	498	1,093
Glllogoc	224	266	490
Gjilan	543	470	1,013
Dragash	227	167	394
Istog	216	180	396
Kaçanik	242	190	432
Klinë	196	146	342
Fushë Kosovë	87	76	163
Kamenicë	292	253	545
Mitrovicë	513	631	1,144
Leposaviq	44	38	82
Lipjan	347	318	665
Novobërdë	14	22	36
Obiliq	64	88	152
Rahovec	269	239	508
Pejë	557	525	1,082
Podujevë	557	512	1,069
Prishtinë	797	701	1,498
Prizren	827	709	1,536
Skenderaj	357	347	704
Shtime	130	104	234
Shtërpcë	44	53	97
Suharekë	312	275	587
Ferizaj	454	361	815
Viti	265	209	474
Vushtrri	426	461	887
Zubin Potok	12	17	29
Zveçan	5	10	15
Malishevë	271	205	476
<b>Total</b>	<b>9,104</b>	<b>8,230</b>	<b>17,334</b>

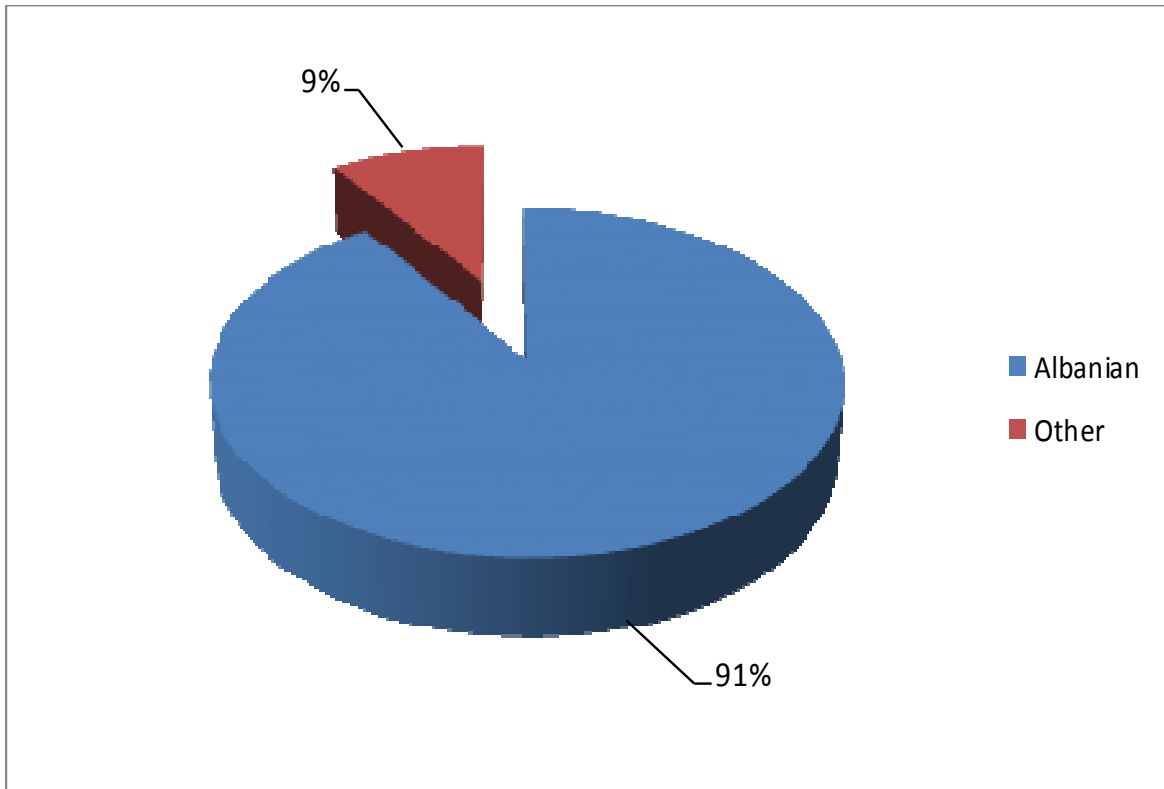
**Graph 7. Pensions of persons with disabilities by gender in percentage**



**Table 8. Pensions of persons with disabilities by nationality**

Period	Albanian	Other <sup>8</sup>	Total
Q2	15,700	1,634	17,334

**Graph 8. Pensions of persons with disabilities according to nationality in percentage**

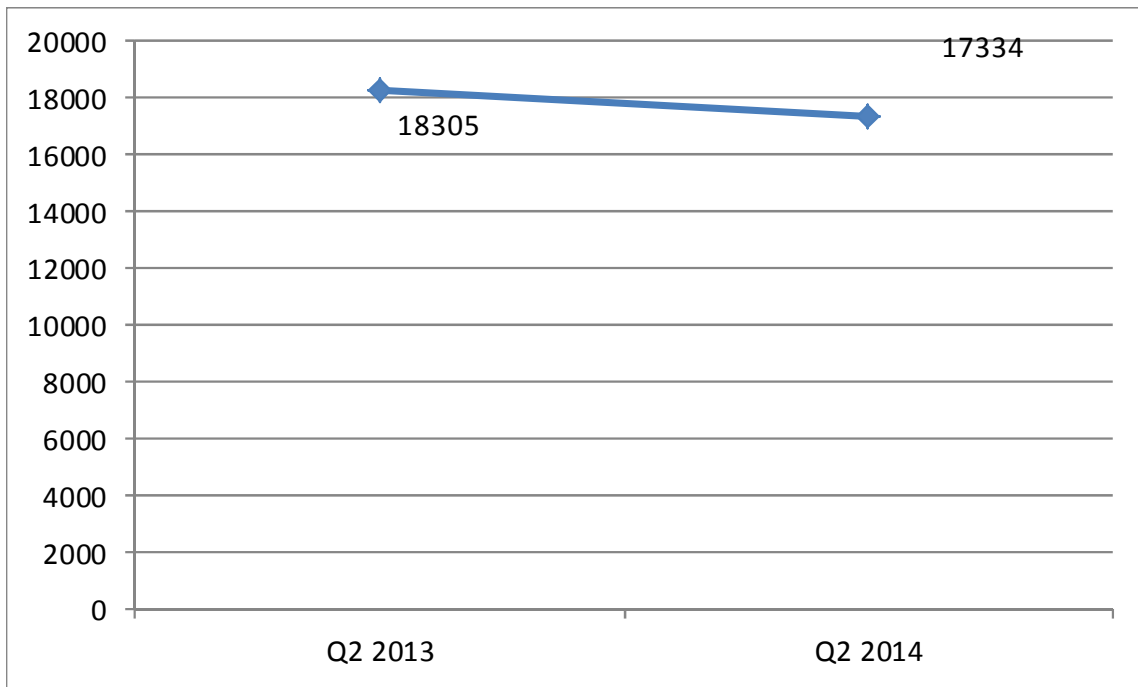


<sup>8</sup> In others are included number of Serbs and other non-Albanian nationalities living in Kosovo and pension benefit of persons with disabilities

**Table 9. Pensions of persons with disabilities in Q2 2013 / Q2 2014**

Period	Years	
	2013	2014
Q2	18,305	17,334

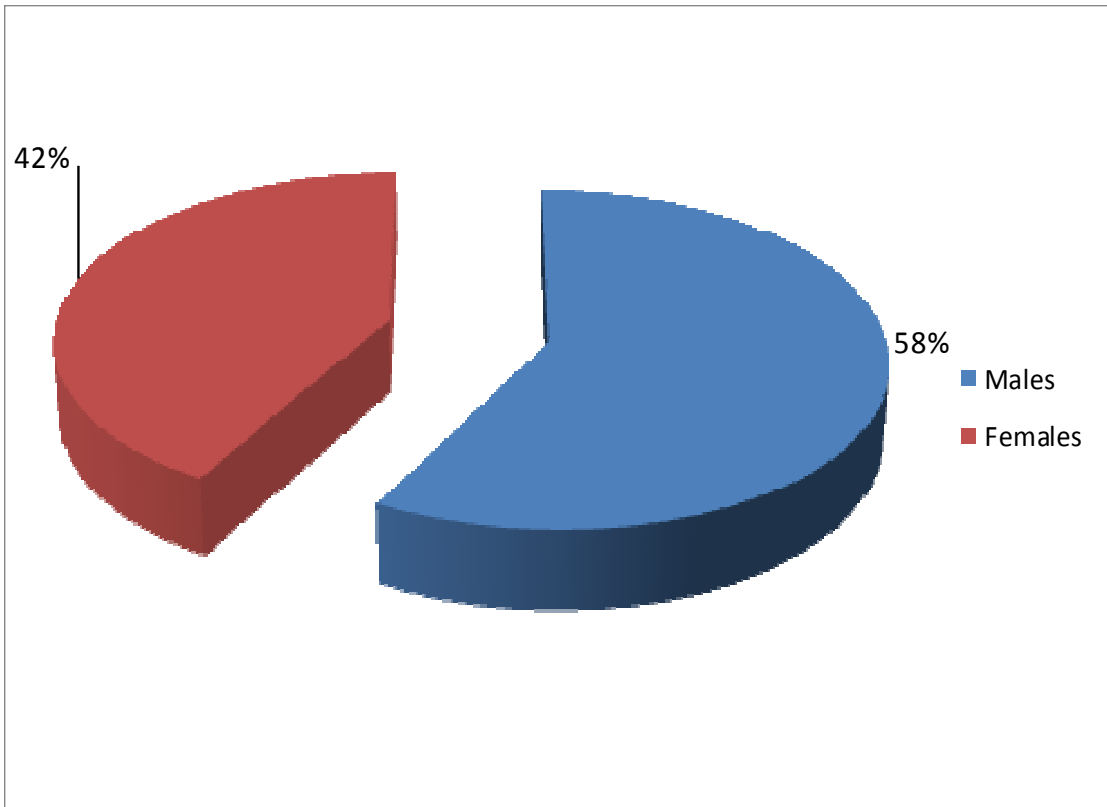
**Graph 9. Number of pensions of persons with disabilities in Q2 2013 / Q2 2014**



**Table 10. Scheme of children with disabilities by municipalities (0-18 years)**

Municipality	Males	Females	Total
Deçan	31	20	51
Gjakovë	121	68	189
Glllogovc	52	50	102
Gjilan	108	79	187
Dragash	16	16	32
Istog	41	37	78
Kaçanik	41	28	69
Klinë	47	26	73
Fushë Kosovë	28	27	55
Kamenicë	35	22	57
Mitrovicë	78	69	147
Leposaviq	17	7	24
Lipjan	64	44	108
Novobërdë	8	13	21
Obiliq	22	18	40
Rahovec	72	37	109
Pejë	71	55	126
Podujevë	88	58	146
Prishtinë	161	131	292
Prizren	137	91	228
Skenderaj	61	39	100
Shtime	21	15	36
Shtërpcë	7	10	17
Suharekë	62	32	94
Ferizaj	94	59	153
Viti	50	39	89
Vushtrri	75	51	126
Zubin Potok	11	7	18
Zveçan	6	6	12
Malishevë	57	50	107
Graçanicë	9	8	17
Hani i Elezit	5	3	8
Ranillug	2	1	3
Partesh	4	-	4
Kllokot	4	6	10
Northern Mitrovica	10	14	24
<b>Total</b>	<b>1,716</b>	<b>1,236</b>	<b>2,952</b>

**Graph 10. Percentage of children with disabilities by gender**



**Table 11. Scheme of the families of martyrs and war invalids by municipalities**

Municipality	The number of war invalids and families of martyrs
Deçan	526
Gjakovë	1104
Gllgovc	1,337
Gjilan	162
Dragash	28
Istog	195
Kaçanik	247
Klinë	496
Fushë Kosovë	152
Kamenicë	40
Mitrovicë	630
Lipjan	229
Novobërdë	4
Obiliq	113
Rahovec	708
Pejë	820
Podujevë	945
Prishtinë	1,027
Prizren	635
Skënderaj	1,354
Shtime	210
Shtërpcë	28
Suharekë	600
Ferizaj	287
Viti	80
Vushtrri	588
Zubin Potok	8
Zveçan	3
Malishevë	447
Junik	101
Mamushë	9
Hani i Elezit	18
Graçanicë	3
Partesh	1
Northern Mitrovica	3
<b>Total</b>	<b>13,138</b>



**Table 11. Scheme of the families of martyrs and war invalids by age**

Period	Age							Total
	< 18	18 -25	26 - 35	36 - 45	46 - 55	56 - 65	65>	
Q2	31	257	964	3,014	3,179	2,746	2,947	13,138

**Table 12. Scheme of the families of martyrs and war invalids by category**

Category	Total
War invalid	3,469
Families of the missing civilians	339
Custodians for civil invalids	36
Civilian invalid of war	2,126
Families of the civilian victims	4,858
Families of Martyrs of the KLA	2,010
Custodians for war invalids	76
Families of the missing in KLA	20
Families of war invalids after death	121
Families of civil invalid after death	83
<b>Total</b>	<b>13,138</b>

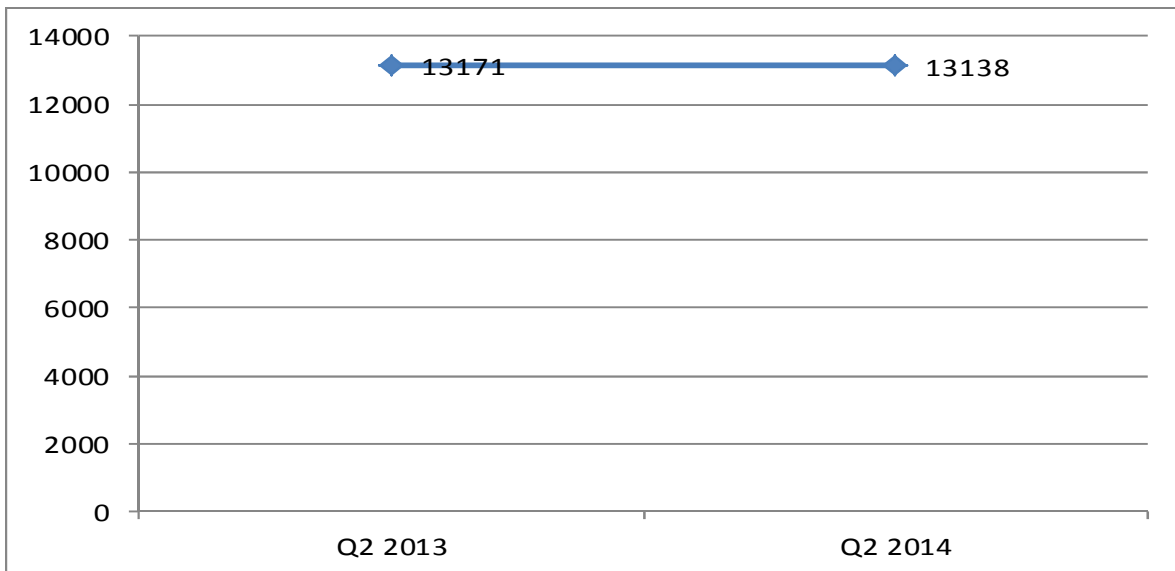
**Table 13. Scheme of the families of martyrs and war invalids by nationality**

Period	Albanian		Other <sup>9</sup>		Total
	Females	Males	Females	Meshkuj	
Q2	6787	6276	59	16	13,138

**Table 14. Scheme of the families of martyrs and war invalids in Q2 2013 / Q2 2014**

Period	Years	
	2013	2014
Q2	13,171	13,138

**Graph 12. Number of families of martyrs and war invalids in Q2 2013 / Q2 2014**

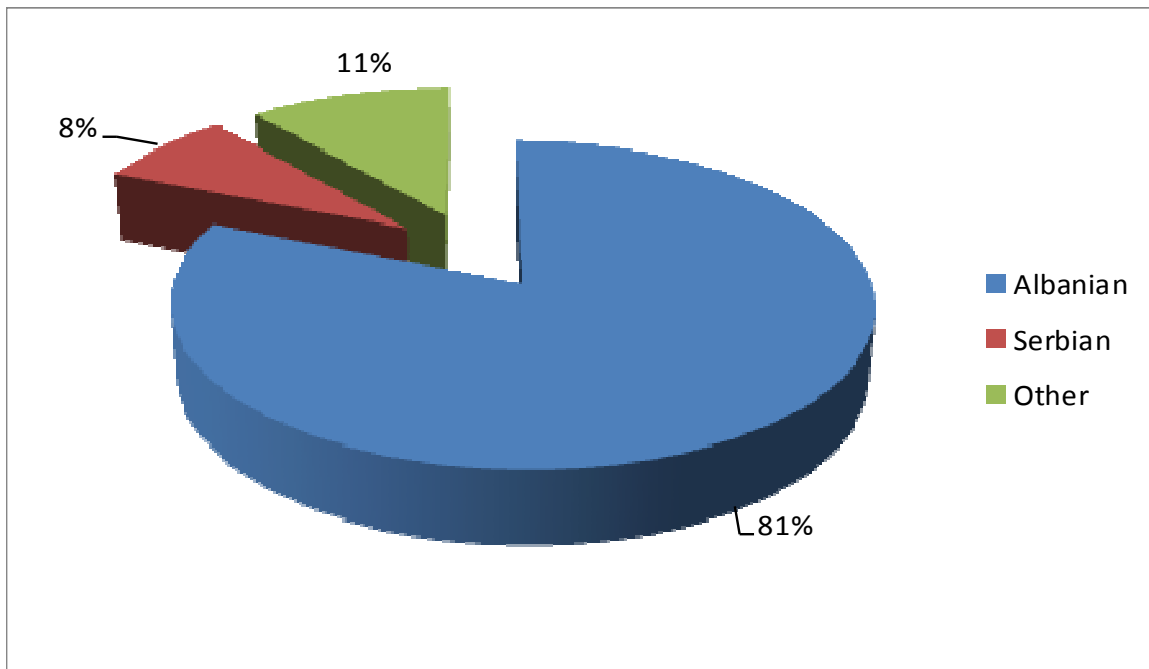


<sup>9</sup> Number of people who benefit from this pension moves because it is provided that every six months for the beneficiaries of this scheme to announce in the respective offices in order to continue payments, otherwise they are removed from the list and activated again when they are notified.

**Table 15. The homes of elderly persons without family care according to nationality (HEPFC)**

Period	Albanian	Serbian	Other <sup>10</sup>	Total
Q2	96	9	13	118

**Graph 13. National structure in percentage**

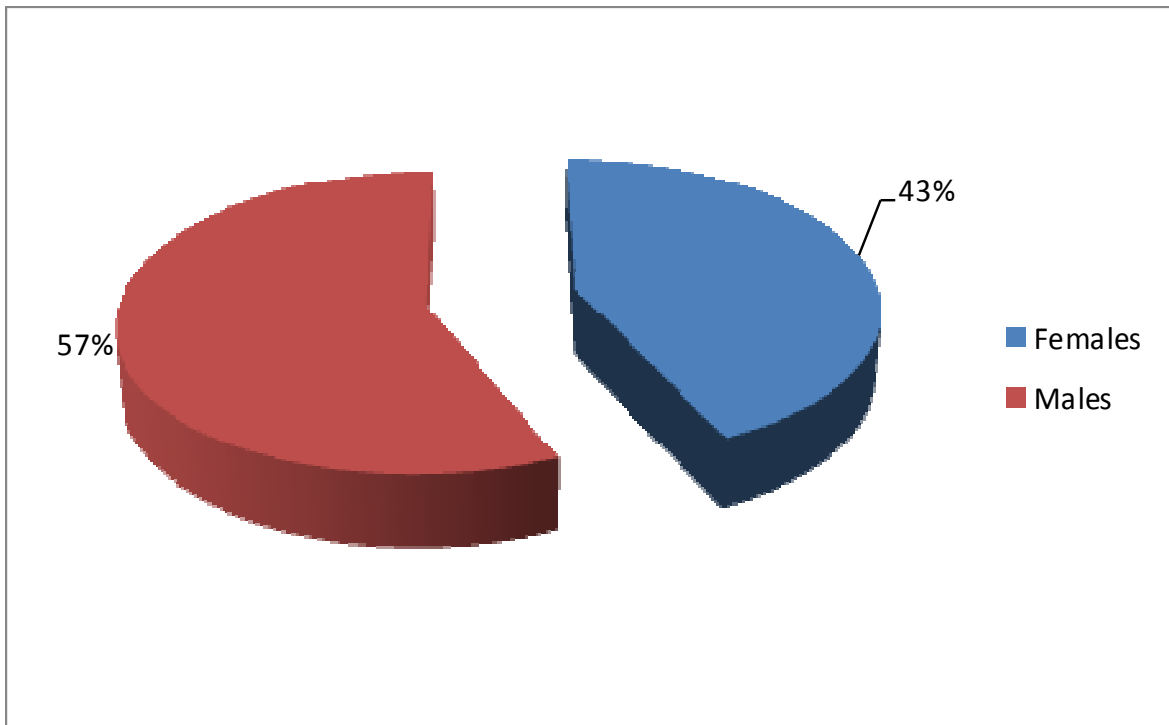


<sup>10</sup> In others are included the number of persons accommodated in the homes of elderly people without family and belonging to these ethnic nationalities: Turkish, Bosnian, Egyptians, Ashkali, Roma, Croats, etc.

**Table 16. The homes of elderly persons without family care by gender**

Period	Females	Males	Total
Q2	51	67	118

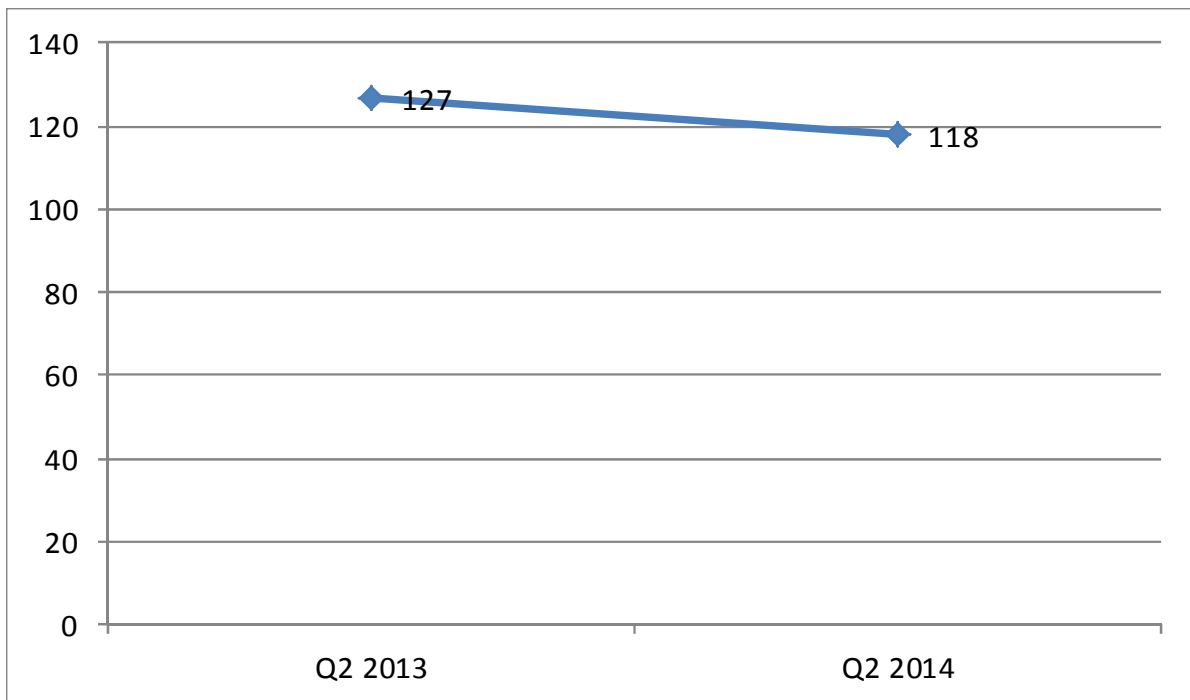
**Graph 14. Gender structure in percentage**



**Table 17. The homes of elderly persons without family care in Q2 2013 / Q2 2014**

Period	Years	
	2013	2014
Q2	127	118

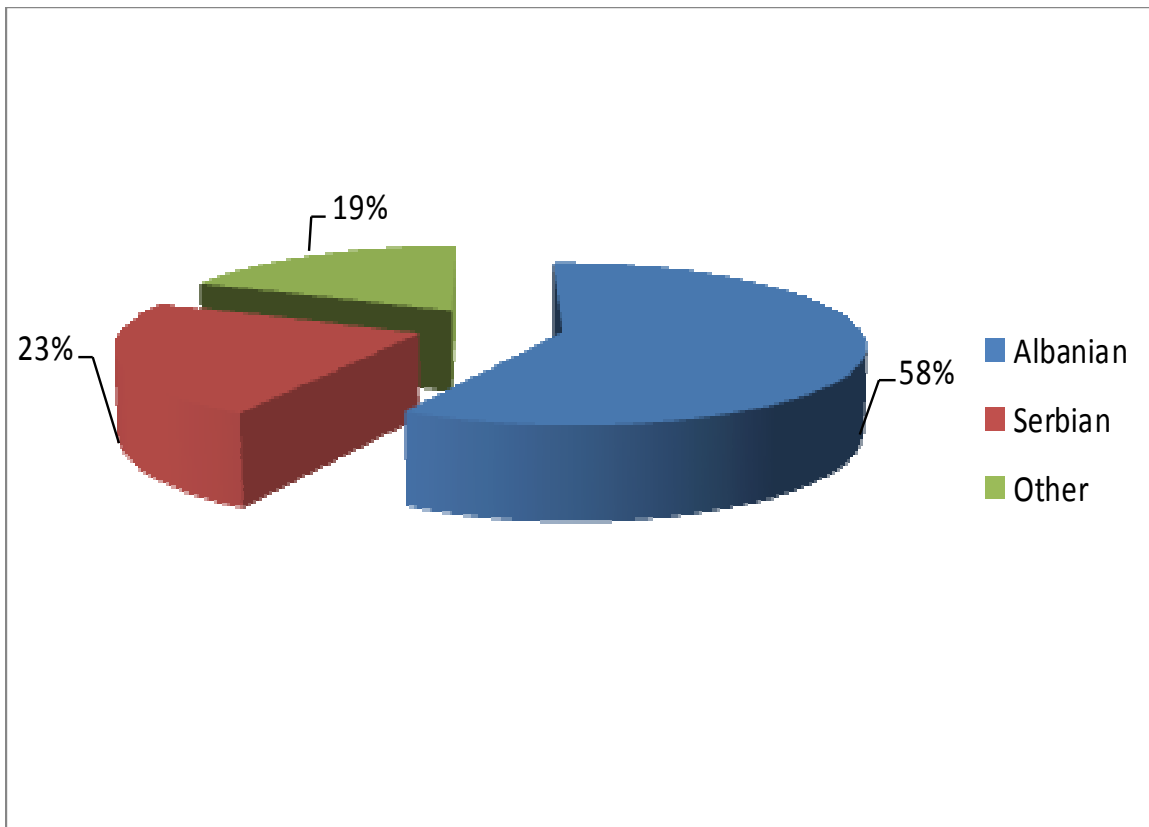
**Graph 15. Number of persons placed in homes of elderly persons without family care in Q2 2013 / Q2 2014**



**Table 18. Persons located in Shtimje Institute and community houses by nationality**

Period	Albanian	Serbian	Other <sup>11</sup>	Total
Q2	78	31	25	134

**Graph 16. Persons located in Shtimje Institute and community houses in percentage**

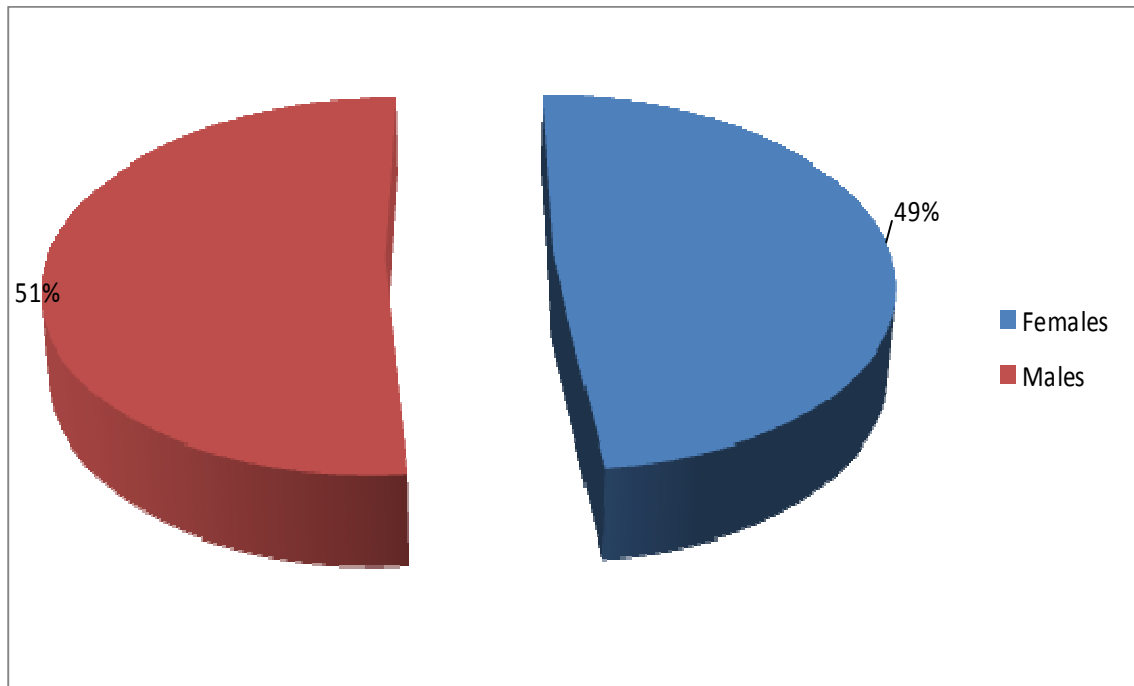


<sup>11</sup> In others are included the number of persons with mental disabilities placed in the Institute of Shtime and 7 community houses belonging to these ethnic nationalities: Turkish, Bosnian, Egyptians, Ashkali, Roma, Croats, etc.

**Table 19. Persons located in the Special Institute of Shtime and community homes by gender**

Period	Females	Males	Total
Q2	65	69	134

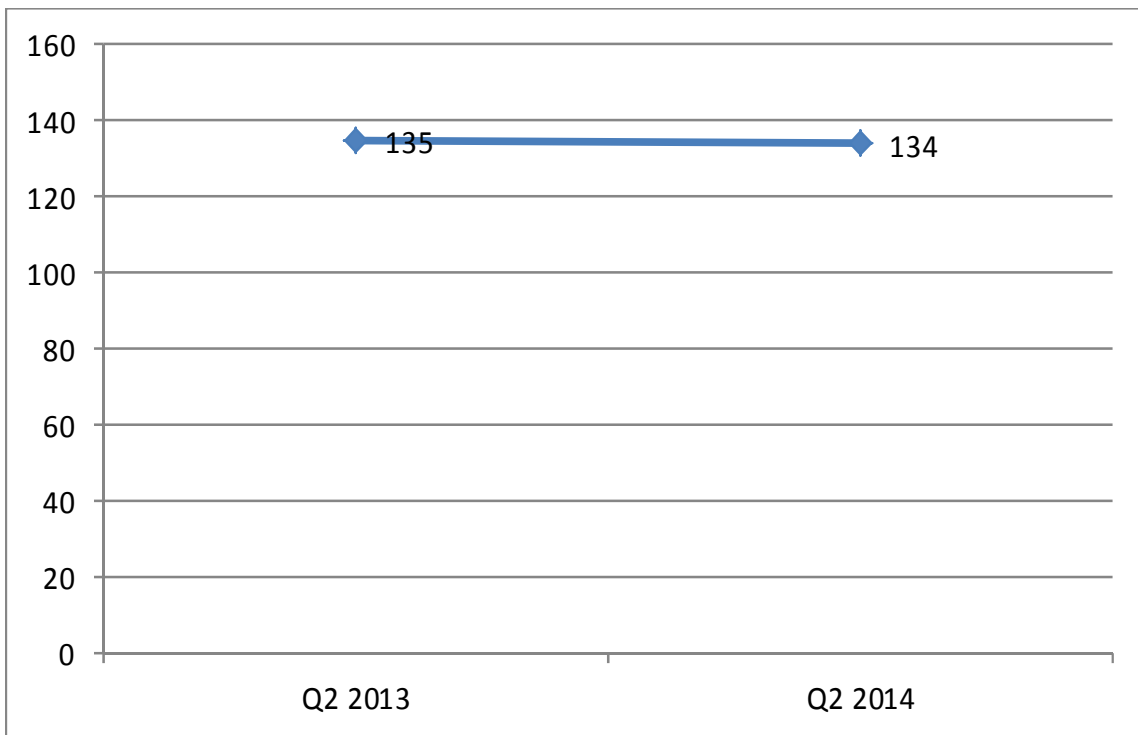
**Graph 17. Persons located in the Special Institute of Shtime and community homes by gender and percentage**



**Table 20. Persons located in the Special Institute of Shtime and community homes in Q2 2013 / Q2 2014**

Period	Years	
	2013	2014
Q2	135	134

**Graph. 18. Persons located in the Special Institute of Shtime and community homes in Q2 2013 / Q2 2014**

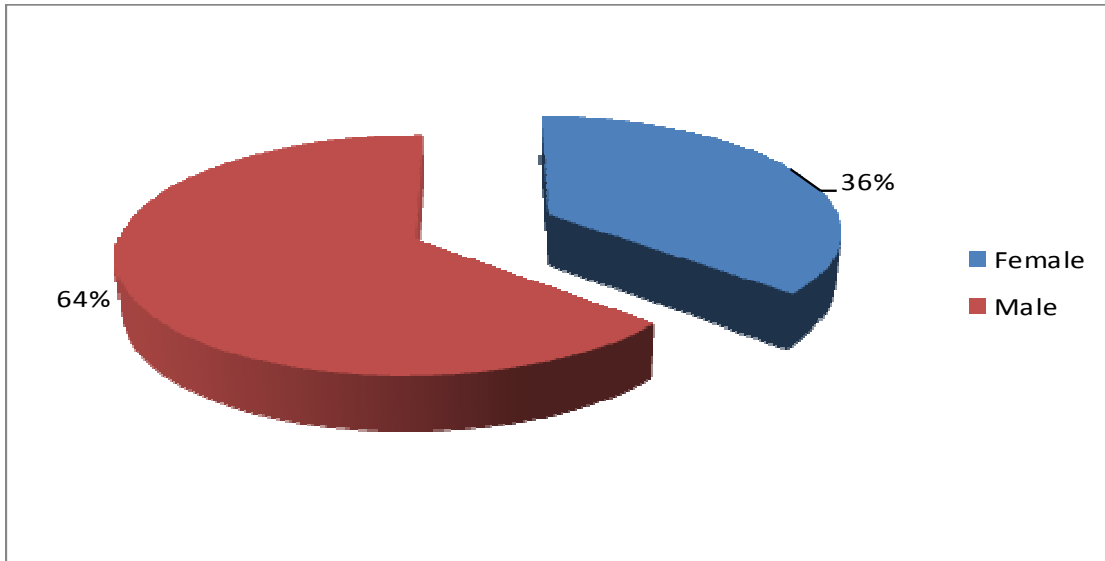




**Table 21. Abandoned children by municipalities**

Municipality	Female	Male	Total
Deçan	-	-	-
Gjakovë	1	-	1
Gillogoc	-	-	-
Gjilan	-	-	-
Dragash	-	-	-
Istog	-	-	-
Kaçanik	-	-	-
Klinë	-	-	-
Fushë Kosovë	-	-	-
Kamenicë	-	-	-
Mitrovicë	-	-	-
Mitrovica Veriore	-	-	-
Leposaviq	-	-	-
Lipjan	-	-	-
Novobërdë	-	-	-
Obiliq	-	-	-
Rahovec	-	-	-
Pejë	-	-	-
Podujevë	-	-	-
Prishtinë	-	4	4
Prizren	1	1	2
Skenderaj	-	-	-
Shtime	-	-	-
Shtërpcë	-	-	-
Suharekë	-	1	1
Ferizaj	1	-	1
Viti	-	-	-
Vushtrri	1	1	2
Zubin Potok	-	-	-
Zveçan	-	-	-
Malishevë	-	-	-
Junik	-	-	-
Mamushë	-	-	-
Hani i Elezit	-	-	-
Graçanicë	-	-	-
Ranillug	-	-	-
Partesh	-	-	-
Kllokot	-	-	-
<b>Total</b>	<b>4</b>	<b>7</b>	<b>11</b>

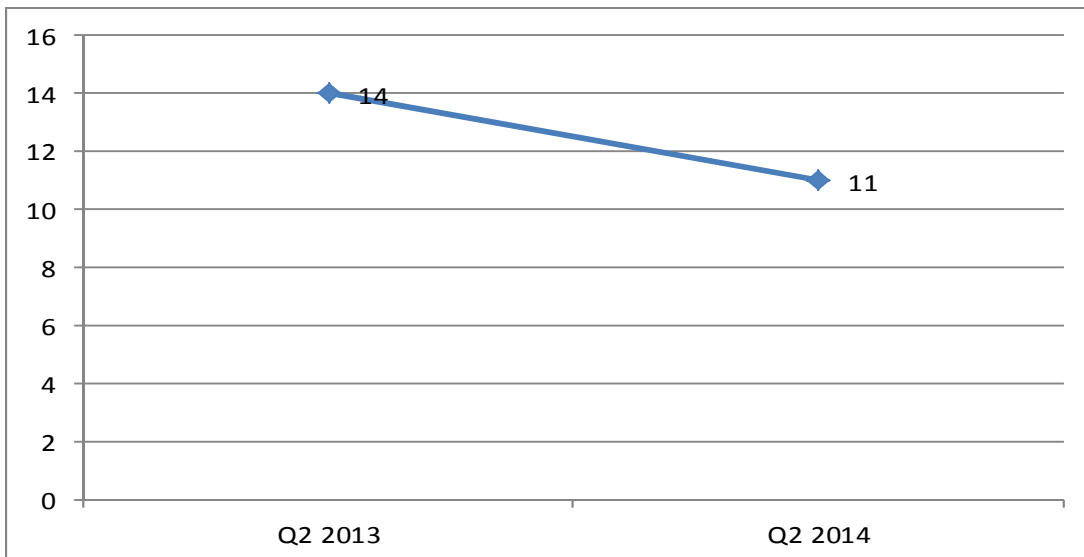
**Graph 19. Percentage of abandoned children by gender**



**Table 22. Abandoned children, Q2 2013 / Q2 2014**

Period	Years	
	2013	2014
Q2	14	11

**Graph 20. The number of children abandoned in Q2 2013 / Q2 2014**



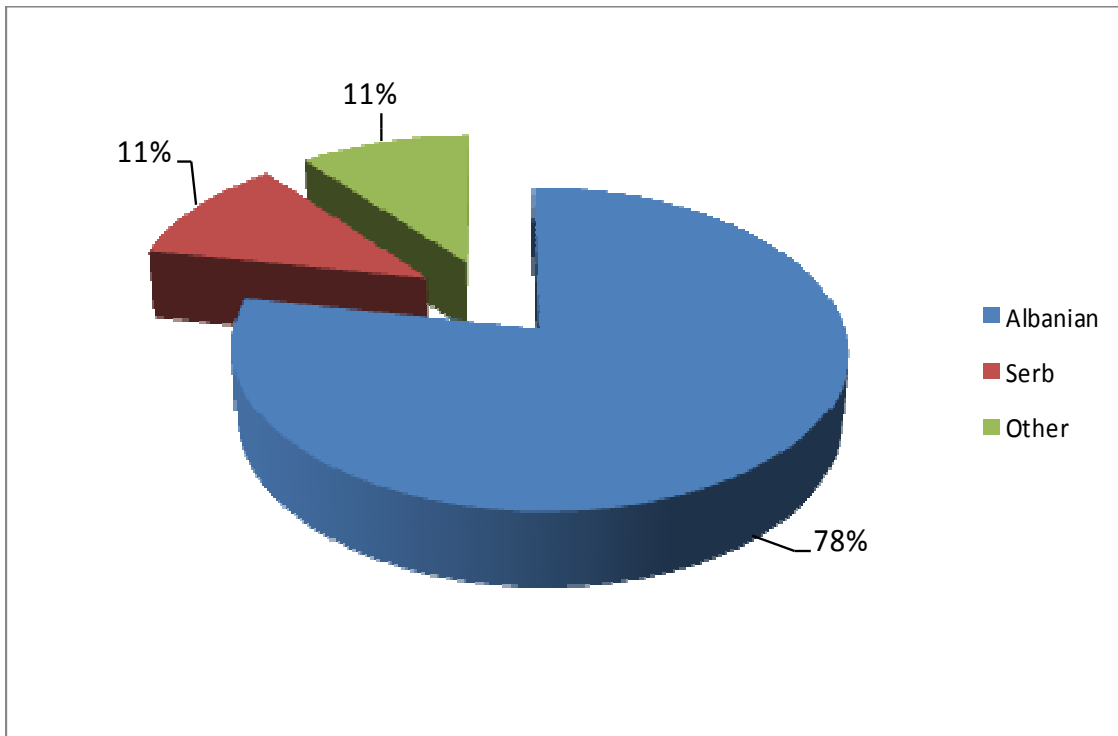
**Table 23. Families and members of households receiving social assistance by municipality**

Municipality	Families	Members	Members/Families
Deçan	657	2,847	4.33
Gjakovë	1,146	4,834	4.22
Gllgovc	1,520	6,977	4.59
Gjilan	1,181	4,743	4.02
Dragash	427	1,467	3.44
Istog	646	2,792	4.32
Kaçanik	821	3,571	4.35
Klinë	929	4,327	4.66
Fushë Kosovë	791	3,550	4.49
Kamenicë	622	2,368	3.81
Mitrovicë	2,024	8,818	4.36
Leposaviq	491	1,265	2.58
Lipjan	1,243	5,722	4.60
Novobërdë	388	1,371	3.53
Obiliq	754	3,156	4.19
Rahovec	761	3,259	4.28
Pejë	1,351	5,225	3.87
Podujevë	1,092	5,148	4.71
Prishtinë	1,878	7,389	3.93
Prizren	1,406	5,341	3.80
Skenderaj	1,165	5,729	4.92
Shtime	474	2,206	4.65
Shtërpcë	440	1,599	3.63
Suharekë	657	2,962	4.51
Ferizaj	962	4,099	4.26
Viti	622	2,648	4.26
Vushtrri	1,557	6,821	4.38
Zubin Potok	604	1,466	2.43
Zveçan	411	1,089	2.65
Malishevë	812	4,059	5.00
Junik	134	554	4.13
Mamushë	27	107	3.96
Hani i Elezit	254	1,090	4.29
Graçanicë	136	488	3.59
Ranillug	236	687	2.91
Partesh	50	185	3.70
Kllokot	101	367	3.63
Mitrovicë Veriore	1002	2704	2.70
<b>Total</b>	<b>29,772</b>	<b>123,030</b>	<b>4.13</b>

**Table 24. Families who have received social assistance benefits by nationality**

Period	Albanian	Serb	Other <sup>12</sup>	Total
Q2 2014	23,241	3,343	3,188	29,772

**Graph 21. Percentage of households receiving social assistance benefits by nationality**

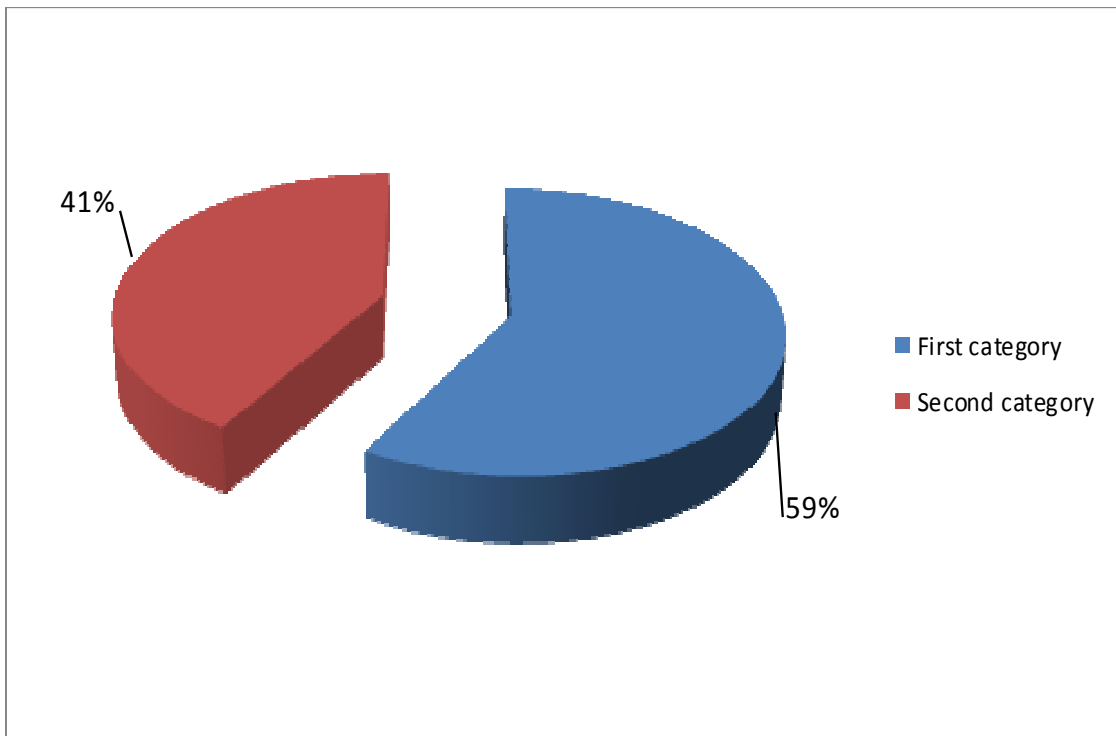


<sup>12</sup> In others are included the number of households receiving social assistance who belong to these ethnic nationalities: Turkish, Bosnian, Egyptians, Ashkali, Roma, Croats, etc.

**Table 25. Families that have benefited social assistance by category**

Period	First category	Second category	Total
Q2 2014	17,442	12,330	29,772

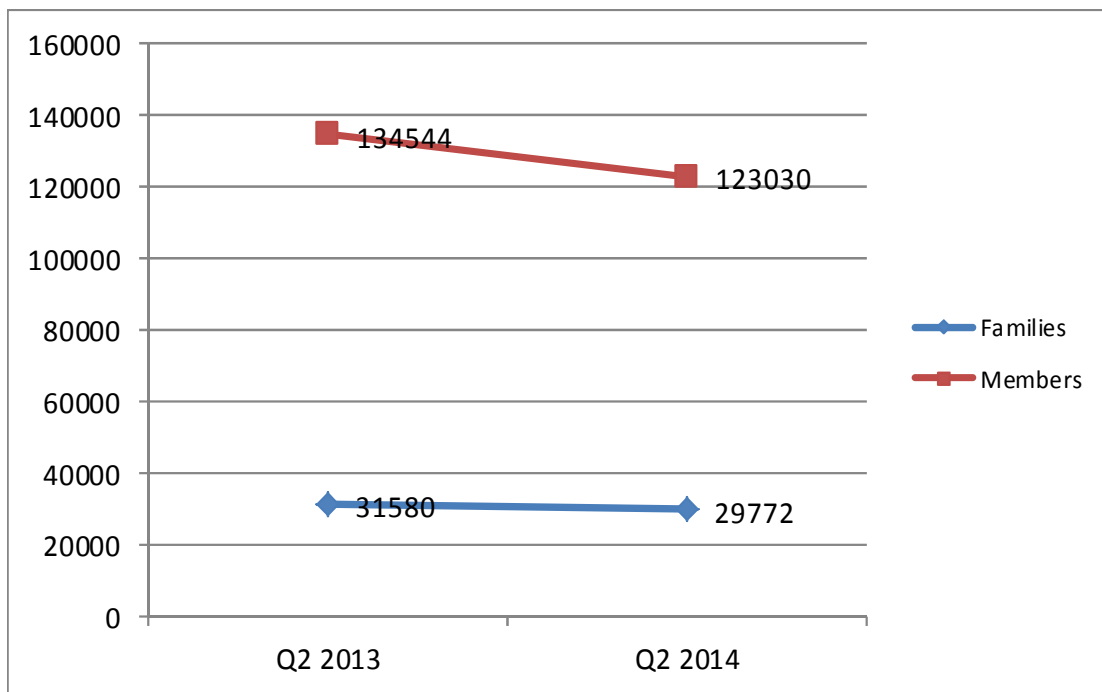
**Graph 22. Percentage of households receiving social assistance by category**



**Table 26. Families and members of households receiving social assistance in Q2 2013 / Q2 2014**

Period	Families	Members
Q2 2013	31,580	134,544
Q2 2014	29,772	123,030

**Graph.23. Families and members of households receiving social assistance in Q1 2013 / Q1 2014**



# Kosovo Agency of Statistics

## *short description*

**Kosovo Agency of Statistics** is a professional institution which deals with collection, processing and publication of official statistical data. As such acts since 1948 and has passed through several historical stages, structured according to state regulation of those times.

On 2 August 1999, the Agency has resumed his professional work (after nine years of interruption of all statistical series detrimental to the interest of Kosovo), as an independent institution under the Ministry of Public Administration. Since 12.12.2011 the Agency operates in the frames of the Prime Minister's Office. Office is funded by the Kosovo Consolidated Budget, but also by donors for specific projects and for technical professional support.

**Kosovo Agency of Statistics** acts according to the Law No. 04/L-036 which entered into force on 12.12.2011. Strategic development plan 2009-2013 is the middle term implementation for the development of statistical system in correlation with the European Union statistics (EUROSTAT).

**Kosovo Agency of Statistics** has this organizational structure: production departments; (Department of Economic statistics and National Accounts, Department of Agriculture and Environment statistics and Department of Social statistics. **Support Departments;** Department of Methodology and Information Technology, Department of Policy Planning, Coordination and Communication, Department of Census and survey and Department of Administration. **Within the Agency we also established. Regional Offices;** Gjakove, Gjilan, Mitrovica, Peja, Prizren, Pristina and Ferizaj

In ASK are employed in total 139 workers, of them 104 (74,8 %) at the headquarters of the Agency, while in the Regional Offices, 35 (25,2%), with qualifying structure, 70,5% with university education to 29,5% with secondary education.

We have professional and technical cooperation with all Ministries of the Government of Kosovo, especially with the Ministry of Economy and Finance, Central Bank of Kosovo, with international institutions, EUROSTAT, International Monetary Fund, World Bank, Sweden's SIDA, DFID, UNFPA, UNDP, UNICEF, and with the statistical institutions of the countries in the region.

**Kosovo Agency of Statistics** almost completely covers the territory of Kosovo, based on the statistical structure of the enumeration areas as the basic unit and sole in the country from which it gets first hand information. All surveys conducted in the field use the extension of the samples in these enumeration areas but also a statistical methodology according to international recommendations. During the collection of statistical data and reports from reporting entities are involved professionals, technicians, administrators, servants of the country offices, field enumerators from regional offices, etc.

We have successfully implemented the project of Population Census, Households and Dwellings in 2011, Census that was not carried out since 1981. Results obtained from the Census will have an important role in compiling the development policies.

**The mission of the Agency;** to meet the needs of users with qualitative statistical data, objective, in time and space so that users have reliable base to conduct regular analysis in the interest of planning and project development at the municipal and country level. To support government institutions, scientific institutes, research academies, businesses in order to provide proper information for decision-makers and other users in Kosovo. Ongoing is preparation for the Census of Agriculture in Kosovo.

- **Address: KOSOVO AGENCY OF STATISTICS**  
Street. "Zenel Salihu", No. 4, 10000 Pristina
- **Telephone:** +381 (0) 38 200 31 104  
CEO: +381 (0) 38 200 31 112
- **Fax::** +381 (0) 38 235 033
- **E-mail:** [social@rks-gov.net](mailto:social@rks-gov.net)