



Republika e Kosovës
Republika Kosova-Republic of Kosovo
Qeveria - Vlada - Government
Zyra e Kryeministrit -Ured Premijera -Office of the Prime Minister
Agjencia e Statistikave të Kosovës - Agencija za Statistike Kosova - Kosovo Agency of Statistics

Series 5: Social Statistics

Social Welfare Statistics for (Q3-2014)



Foreword

Kosovo Agency of Statistics Kosovo (KAS) since 2002 started to publish data on social welfare in Kosovo.

In this publication are summarized data for the third quarter of 2014.

The source of these data is the Ministry of Labour and Social Welfare (MLSW) respectively the following departments:

Social Welfare Department - which provides data for recipients of social assistance, data for abandoned children, information for families who have children with special needs (disabilities) from age 0-18 years, data on elderly homes and without family care, data on persons with mental disabilities placed in Shtimje Institute and community houses.

Department of Pension Administration - which provides data for basic pensions, pensions paid contributions, and pensions of persons with special needs,

Department of Families of Martyrs and War Invalids (DFMWI) - which provides data for the families of martyrs and war invalids.

Data on social assistance scheme are presented in all municipalities and for pensions scheme families of martyrs and war invalids data provided by relevant departments of MPMS had no allocation for new municipalities, but these data are included in the old municipalities parts of which have been previously.

This publication will serve as a useful reference for all users of statistical data of social welfare and these data will serve as important data to be familiar with the social environment in Kosovo.

All suggestions, proposals, comments or remarks can be send to electronic mail social@rks-gov.net which will contribute to improving the quality of our publication in the future.

Publication was prepared by:

PhD.sc. Bashkim Bellaqa– Director of the Department of Social Statistics

Naime Rexhepi – Chief of the Division of Social Statistics

Mirvete Fazliu – Senior Officer for Other Social Statistics

Officer for design: Ahmet Cakolli

October, 2014

Chief Executive Officer, KAS
Isa Krasniqi

List of abbreviations

KAS – Kosovo Agency of Statistics

MLSWS - Ministry of Labour and Social Welfare

DFMWI - Department of Families of Martyrs and War Invalids

HEPFC - Homes Elderly Persons without Family Care

PPD - Pensions of Persons with Disabilities

SISh - Special Institute Shtimje

Q3 – Third Quarter

Content

	Page
Explanation for the users.....	5
Table 1. Basic pensions by municipality.....	11
Table 2. Basic pensions by nationality.....	13
Table 3. Basic pensions in Q3 2013 / Q3 2014.....	14
Table 4. Pensions paid contributions by municipalities.....	15
Table 5. Pensions paid contributors by nationality.....	17
Table 6. Pensions paid contributors in Q3 2013 / Q3 2014.....	18
Table 7. Pensions of persons with special needs (disabilities) by municipality.....	19
Table 8. Pensions of persons with special needs by nationality.....	21
Table 9. Pensions of persons with disabilities in Q3 2013 / Q3 2014.....	22
Table 10. Scheme of children with disabilities by municipalities (0-18 years).....	23
Table 11. Scheme of the families of martyrs and war invalids by municipalities.....	25
Table 11. Scheme of the families of martyrs and war invalids by age.....	26
Table 12. Scheme of the families of martyrs and war invalids by category.....	26
Table 13. Scheme of the families of martyrs and war invalids by nationality.....	27
Table 14. Scheme of the families of martyrs and war invalids in Q3 2013 / Q3 2014.....	27
Table 15. The homes of elderly persons without family care according to ationality (HEPFC).....	28
Table 16. The homes of elderly persons without family care by gender.....	29
Table 17. The homes of elderly persons without family care in Q3 2013 / Q3 2014.....	30
Table 18. Persons located in Shtimje Institute and community houses by nationality.....	31
Table 19. Persons located in the Special Institute of Shtime and community homes by gender.....	32
Table 20. Persons located in the Special Institute of Shtime and community homes in Q3 2013 / Q3 2014.....	33
Table 21. Abandoned children by municipalities.....	34
Table 22. Abandoned children, Q3 2013 / Q3 2014.....	36
Table 23. Families and members of households receiving social assistance by municipality.....	37
Table 24. Families who have received social assistance benefits by nationality.....	38
Table 25. Families that have benefited social assistance by category.....	39
Table 26. Families and members of households receiving social assistance in Q3 2013 / Q3 2014.....	40

Explanation for the users

Basic pensions and pension contributors¹

Basic pension - means retirement pension the Pension Administration pays to all permanent residents of Kosovo who have reached retirement age. The monthly amount of the pension is 75 €.

Pension based on individual savings - means a pension that Kosovo Pension Savings Fund pays to persons of retirement age who meet the requirements of Law No. 04/L-101 regarding pension contributions. The monthly amount of the pension is € 140.

Pensions for persons with special needs (disabilities)²

Disability pension - means a benefit administered by the Ministry of Labour and Social Welfare to provide financial support to adult persons who are permanently residing in Kosovo and who are totally and permanently disabled and incapable of any kind of work.

A person will be considered permanently and totally disabled if he/she has more than 18 years or less than 65 years and has a medically diagnosed physical, sensory, or mental illness or disability that makes him/her incapable of any work for remuneration and where the Ministry has assessed the person and decides that he/she meets the criteria set forth in this law. Condition, disease or disability must render the person totally incapable of any work for remuneration at the time of application and in the future. Onset of the condition, disease or disability must not be shorter than one year before the date of submission of complete application to the Ministry. The monthly amount of the pension is 75€.

Scheme for families who have children with permanent special needs aged 0-18 years. The amount of the pension is € 100.

Families of martyrs and war invalids³

KLA war invalid - is the participant of the KLA, whose body was damaged over 20% due to a wound, injury or illness that has suffered in the war, or as the captive (prisoner) in prisons or camps of the enemy and foreign citizen as KLA veteran, from 1997- 1999.

In order to realize the rights and benefits, in accordance with the degree of disability and determine the percentage of bodily damage, KLA disabled are divided into eight groups and depending on the degree of disability varies the rate of payment as follows:

¹ Definition of basic pensions and contributors found in Law No. 04 / L-101

² Definition for pensions of persons with disabilities found in Law No.2003 / 23

³ Definition for war invalids and families of martyrs found in Law 04 / L-054

Disabled by 10% to 19% of bodily harm – are not entitled to disability pension.

Invalids with custodian (KLA invalid scale over 80% of disability is entitled to additional help and care from another person).

Average payment of war invalids is € 243.3 (average is taken in September of 2014).

Social Welfare Statistics Q3 2014

Categories	Amount of pension
Families of Martyrs	
Family that has given a Martyr:	448.13 €
The family has given two Martyrs:	537.76 €
The family has given three Martyrs:	582.57 €
The family has given four Martyrs:	627.39 €
The family has given more than 4 Martyrs:	672.19 €
Families of the missing KLA	
Family of missing a KLA	448.13 €
Family of missing two KLA	537.76 €
Family with three missing KLA	582.57 €
Family of four missing KLA	627.39 €
Family with more than 4 missing KLA	672.19 €
War Invalids	
Invalid with bodily injury on 80%	448.13 €
Invalid with bodily injury of 71- 80%	412.50 €
Invalid with stroke from 61 to 70%	393.75 €
Invalid with bodily injury of 51- 60%	375.00 €
Invalid with bodily injury of 41 -50%	356.25 €
Invalid with bodily injury of 31- 40%	318.75 €
Invalid with bodily injury of 20 -30%	225.00 €
Invalid with custodian	
Custodian for invalid with bodily harm over 80%	225.00 €
Families of War Invalids after death	
Invalid with bodily harm on 80%	358.50 €
Invalid with bodily injury of 71- 80%	330.00 €
Invalid with bodily injury from 61 to 70%	315.00 €
Invalid with bodily injury of 51- 60%	300.00 €
Invalid with bodily injury of 41 -50%	285.00 €
Invalid with bodily injury of 31- 40%	255.00 €
Invalid with bodily injury of 20 -30%	180.00 €
Families of Civilian Victims	
Civil Victim Family	168.75 €
Families of the Missing Civilians	
Family of Missing Civilian	168.75 €
Family with two Missing	202.50 €
Family with Three Missing	219.38 €
Family of Four Missing	236.25 €
Family with four more Missing	253.13 €
Civil Invalids of War	
Invalid with bodily injury on 80%	152.50 €
Invalid with bodily injury from 61 to 80%	136.25 €
Invalid with bodily injury of 40- 60%	120.00 €
Invalid with custodian	
Custodian for invalid with body with over 80%	50.13 €
Families of Civil Invalids of War after death	
Invalid with bodily injury on 80%	123.25 €
Invalid with bodily injury from 61 to 80%	110.25 €
Invalid with bodily injury of 40- 60%	97.25 €

Abandoned children⁴

Abandoned child without parental care, is considered any child under the age of 18, who is abandoned by parents who for various reasons, do not or are unable to perform the duties, responsibilities and parental rights.

Forms of protection for this category of children are: custody, family reunification, family housing, temporary housing and institutional adoption.

The homes of elderly persons without family care - which are found in Prishtina, Skenderaj, Gurakoc and in Graçanica and in these houses are placed elderly who have no family care.

Special Institute Shtimje and community houses - In Shtime institution and 7 community homes which are located in Shtime, Graçanica, Ferizaj, Dardana, Vushtrri, and Deçan as well as a home for children with disabilities in mental development located Shtime in which are accommodated persons with special needs in mental development.

Social assistance scheme⁵

Social assistance scheme provides temporary financial assistance to families who are poor and are selected in accordance with the criteria set forth in the law and within the resources allocated for this purpose by the Kosovo budget.

To realize the right to social assistance, all family members must be citizens of the Republic of Kosovo and meet the requirements to fall within one of the categories defined by law. Exceptionally, users of social assistance may be foreign nationals who: have residence in Kosovo, persons in the quality of the asylum seeker, refugee persons and persons enjoying temporary and complementary protection.

The right to social assistance in the first category realizes the family that all family members are dependent as defined below the dependent person and none of them is employed.

Person dependent - defined as an individual who belongs to one of the following groups: persons over the age of eighteen (18) and who has serious flaws and permanently disabled that make him/her unable to work for remuneration, persons who are sixty-five (65) years of age or older, permanent caregivers of persons with disabilities or to persons age 65 or older who need care, or child under 5 years of age, persons aged 14 years, persons between the ages of 15 and 18 and who are in regular secondary education, single parents with at least one child under the age of 15.

The right to social assistance in the second category realizes the family with a family member able to work (which must be registered as unemployed at the Employment Office) and with at least one child under age of five (5) years or who has permanent care an orphan under the age of fifteen (15) years.

Families who consider that are social case by category first and second submit written request asking for social assistance to authority concerned, the Centers for Social Work in the municipality.

The family selected for social assistance scheme, for every child age (0) to eighteen (18) years, realizes a financial benefit of 5 euros in the form of child allowance, with the aim of promoting and improving health.

⁴ Definition of abandoned children was taken from the family law and family relations No. 10/84

⁵ Definition of social assistance scheme is taken from: Law No. 04 / L-096

The family entitled to social assistance in the first category will receive social assistance to twelve (12) months.

The family entitled to social assistance in the second category will receive social assistance up to six (6) months.

After the expiry of the period of one (1) year, respectively, six (6) months, the family must reapply for continuation of the right to social assistance.

The monthly social assistance is determined by the number of family members and the cost of consumer prices of food basket, which is regulated by regulations issued by the Ministry. The height of the value of benefits for domestic is regulated by bylaw, so the Ministry of Finance in cooperation with MLSW issue a decision on the amount of the monthly payment amount for families. The monthly social assistance is harmonized with the consumer prices index of food basket published by KAS.

Family with one (1) member:	40 €
Family with two (2) members	55 €
Family of three (3) members	60 €
Family of four (4) members	65 €
Family of five (5) members	70 €
Family with six (6) members	75 €
Family with seven(7) members	80 €

Table 1. Basic pensions by municipality

Municipality	Male	Female	Total
Deçan	1,169	2,287	3,456
Gjakovë	1,844	3,644	5,488
Glogovc	906	1,958	2,864
Gjilan	3,234	4,931	8,165
Dragash	1,539	2,532	4,071
Istog	1,432	2,164	3,596
Kaçanik	772	1,615	2,387
Klinë	1,267	1,813	3,080
Fushë Kosovë	495	1,182	1,677
Kamenicë	2,382	3,238	5,620
Mitrovicë	1,752	4,887	6,639
Leposaviq	1,639	1,869	3,508
Lipjan	1,667	2,917	4,584
Novobërdë	222	298	520
Obiliq	327	928	1255
Rahovec	1325	2,337	3,662
Pejë	2,187	4,766	6,953
Podujevë	1,651	3,511	5,162
Prishtinë	2,359	6,738	9,097
Prizren	3,097	6,374	9,471
Skenderaj	1,202	2,466	3,668
Shtime	608	987	1595
Shtërpcë	1010	1,098	2,108
Suharekë	1446	2,730	4,176
Ferizaj	1903	3,718	5,621
Viti	1637	2,249	3,886
Vushtrri	1,038	2,892	3,930
Zubin Potok	665	842	1507
Zveçan	672	806	1478
Malishevë	1220	1,841	3,061
Graçanicë	22	56	78
Total	42,689	79,674	122,363

Graph 1. Basic pensions by gender

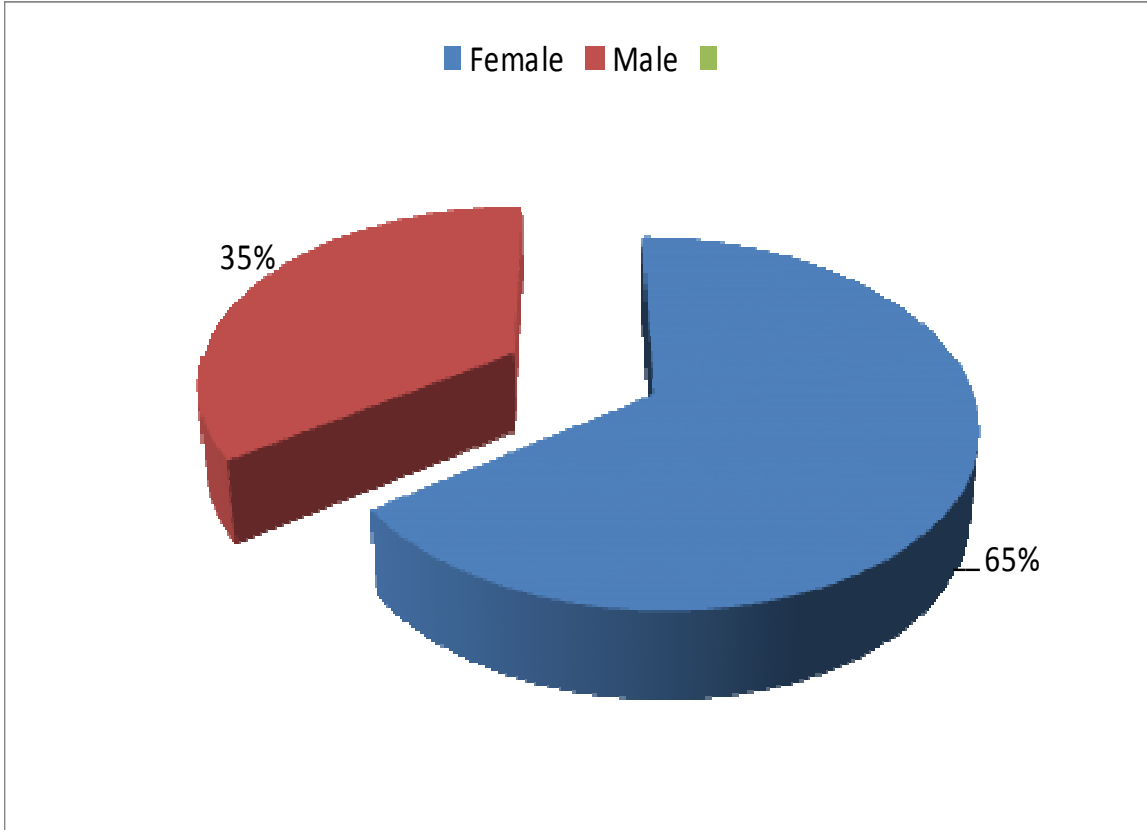
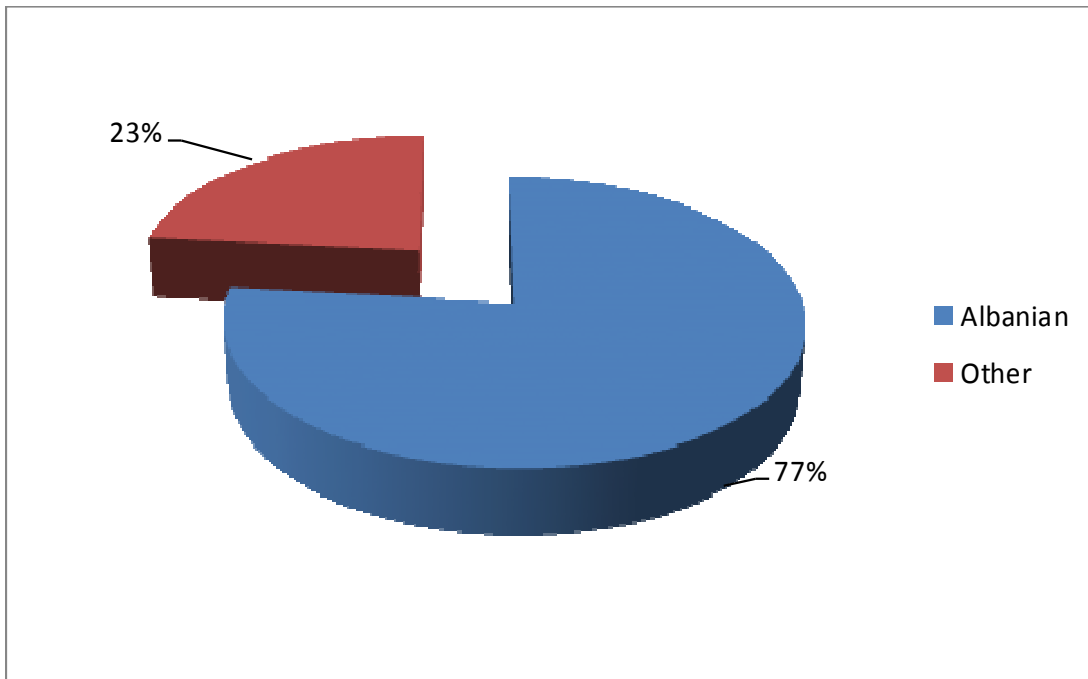


Table 2. Basic pensions by nationality

Period	Albanian	Other ⁶	Total
Q3	93,877	28,486	122,363

Graph 2. Basic pensions according to nationality in percentage



⁶ In others are included number of Serbs and other non-Albanian nationalities living in Kosovo and to benefit from basic pension

Table 3. Basic pensions in Q3 2013 / Q3 2014

Period	Years	
	2013	2014
Q3	116,215	122,363

Graph 3. Number of basic pension Q3 2013 / Q3 2014

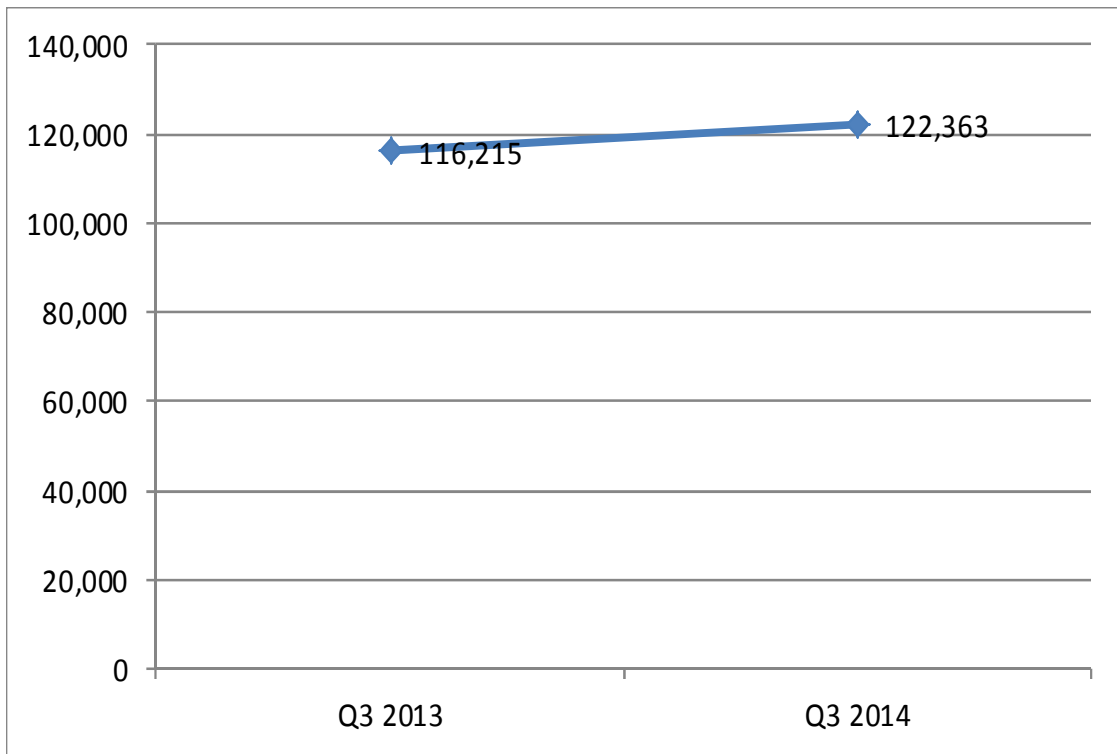


Table 4. Pensions paid contributions by municipalities

Municipality	Male	Female	Total
Deçan	674	65	739
Gjakovë	2,062	865	2,927
Glllogoc	924	15	939
Gjilan	1,418	139	1,557
Dragash	586	20	606
Istog	599	68	667
Kaçanik	811	19	830
Klinë	587	24	611
Fushë Kosovë	705	23	728
Kamenicë	757	44	801
Mitrovicë	2,642	355	2,997
Leposaviq	12		12
Lipjan	1,137	20	1,157
Novobërdë	55	2	57
Obiliq	592	11	603
Rahovec	697	36	733
Pejë	2,357	596	2,953
Podujevë	1,864	33	1,897
Prishtinë	4,911	934	5,845
Prizren	3,108	779	3,887
Skenderaj	1,075	35	1,110
Shtime	332	9	341
Shtërpcë	52	1	53
Suharekë	908	21	929
Ferizaj	1729	117	1846
Viti	528	26	554
Vushtrri	1,926	83	2,009
Zubin Potok	40	-	40
Zveçan	26	-	26
Malishevë	513	10	523
Graçanicë	1	1	2
Total	33,628	4,351	37,979

Graph.4. Pensions paid contributors by gender in percentage

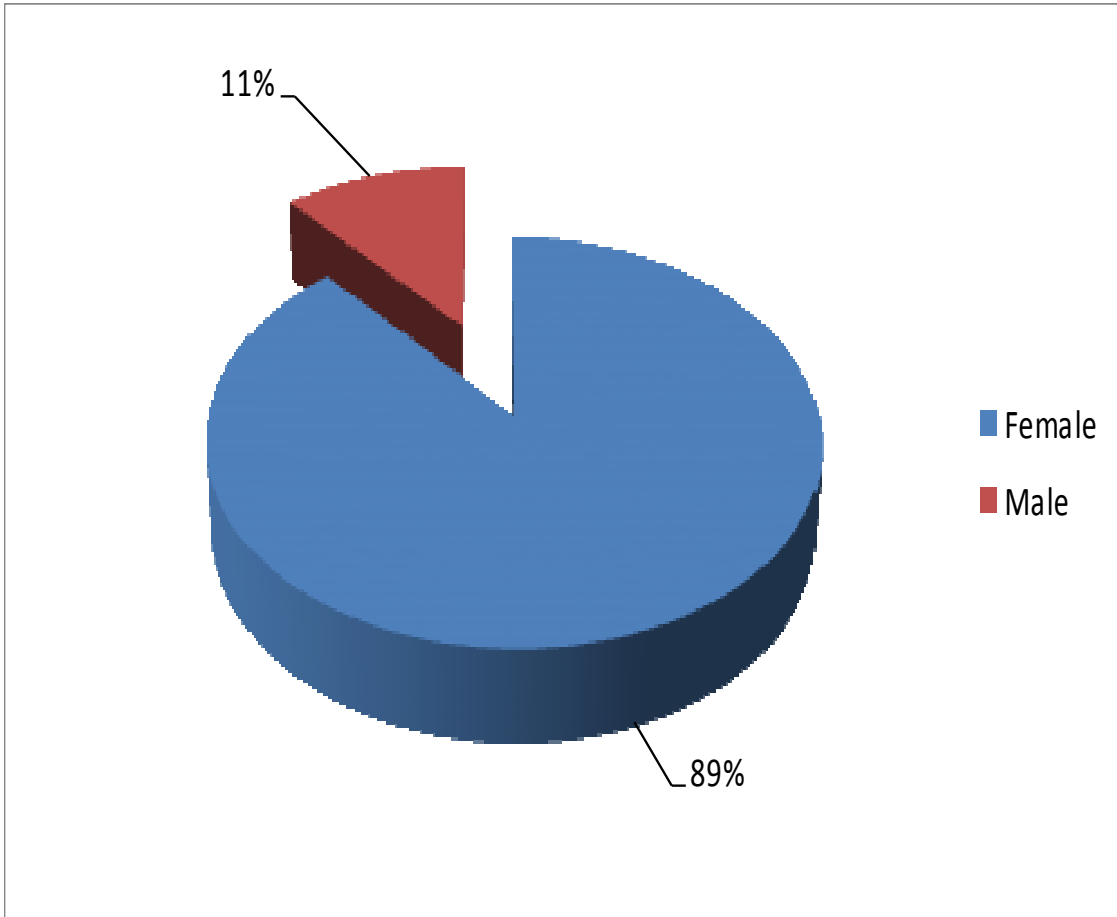
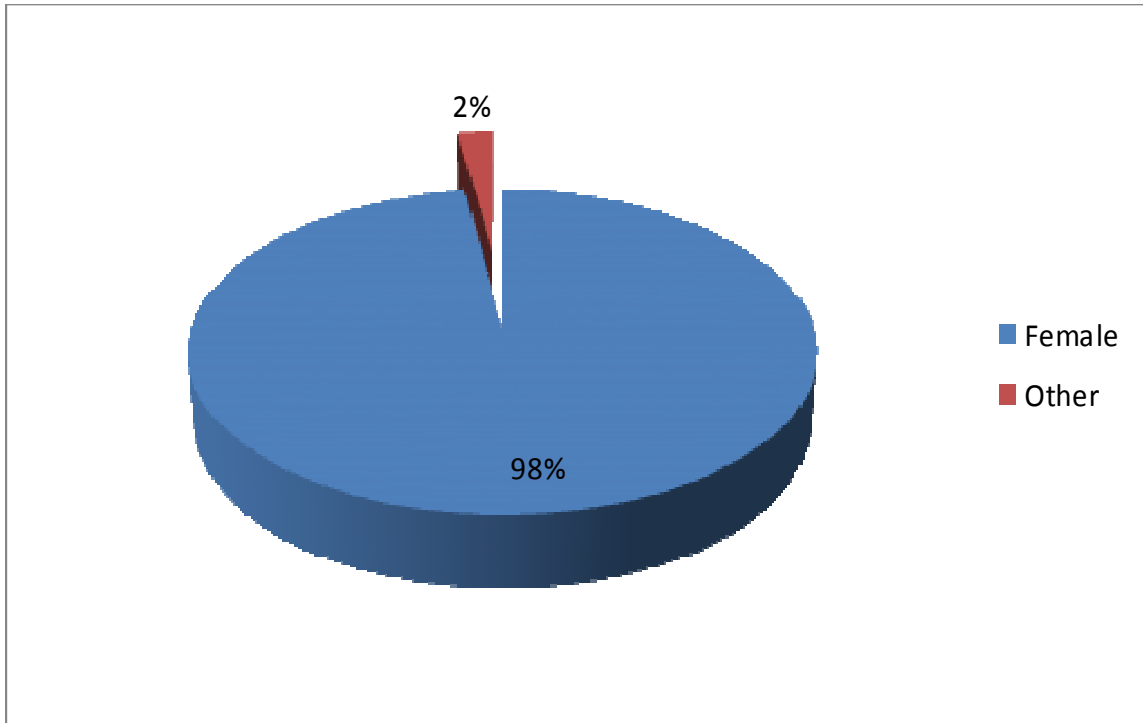


Table 5. Pensions paid contributors by nationality

Period	Albanian	Other ⁷	Total
Q3	37,163	816	37,979

Graph 5. Pensions paid contributors according to nationality in percentage



⁷ In others are included number of Serbs and other non-Albanian nationalities living in Kosovo and to benefit from pension contributors.

Table 6. Pensions paid contributors in Q3 2013 / Q3 2014

Period	Years	
	2013	2014
Q3	35,839	37,979

Graph 6. Number of pensions paid contributors in Q3 2013 / Q3 2014

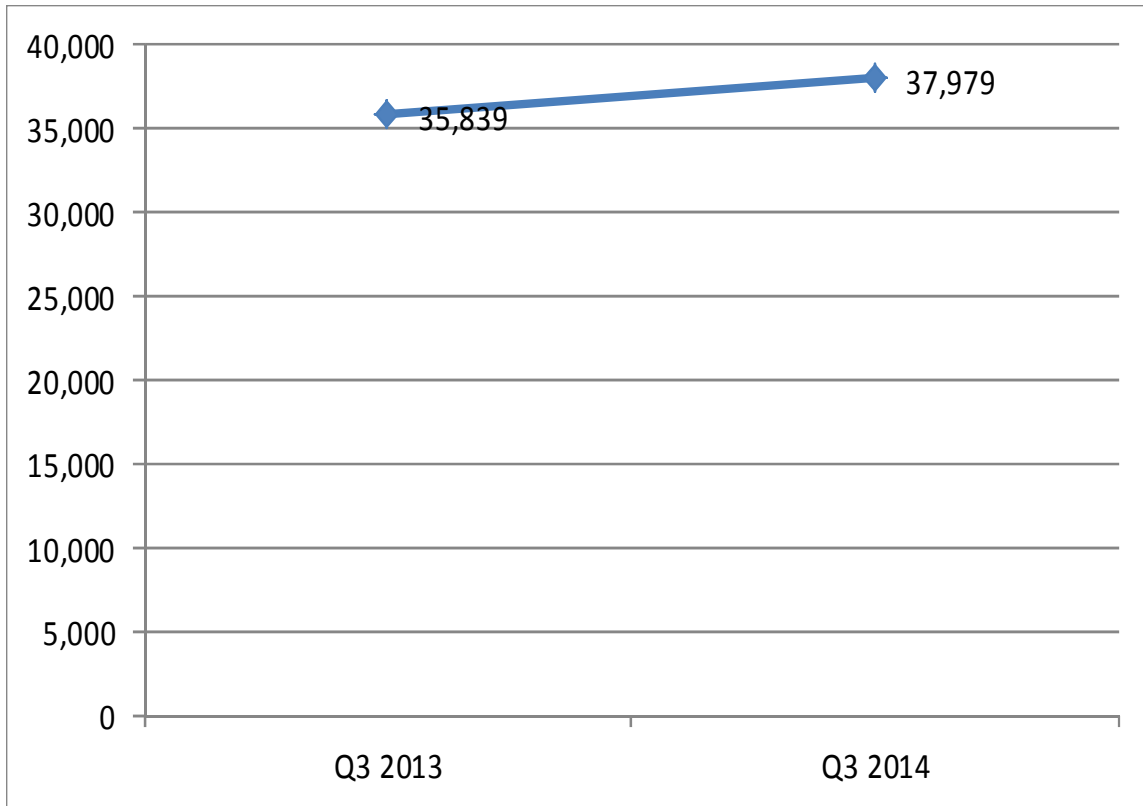


Table 7. Pensions of persons with special needs (disabilities) by municipality

Municipality	Males	Females	Total
Deçan	218	162	380
Gjakovë	601	503	1,104
Glllogovc	233	284	517
Gjilan	576	498	1,074
Dragash	237	177	414
Istog	220	195	415
Kaçanik	258	197	455
Klinë	202	146	348
Fushë Kosovë	95	84	179
Kamenicë	300	267	567
Mitrovicë	523	644	1,167
Leposaviq	49	45	94
Lipjan	358	328	686
Novobërdë	16	22	38
Obiliq	66	93	159
Rahovec	282	244	526
Pejë	583	539	1,122
Podujevë	574	551	1,125
Prishtinë	848	759	1,607
Prizren	858	738	1,596
Skenderaj	358	360	718
Shtime	132	110	242
Shtërpcë	49	56	105
Suharekë	316	288	604
Ferizaj	489	396	885
Viti	269	219	488
Vushtrri	438	474	912
Zubin Potok	14	15	29
Zveçan	5	9	14
Malishevë	277	207	484
Junik	:	:	:
Mamushë	:	:	:
Graçanicë	:	:	:
Hani i Elezit	:	:	:
Ranillug	:	:	:
Partesh	:	:	:
Klokot	:	:	:
Northern Mitrovica	:	:	:
Total	9,444	8,610	18,054

Graph 7. Pensions of persons with disabilities by gender in percentage

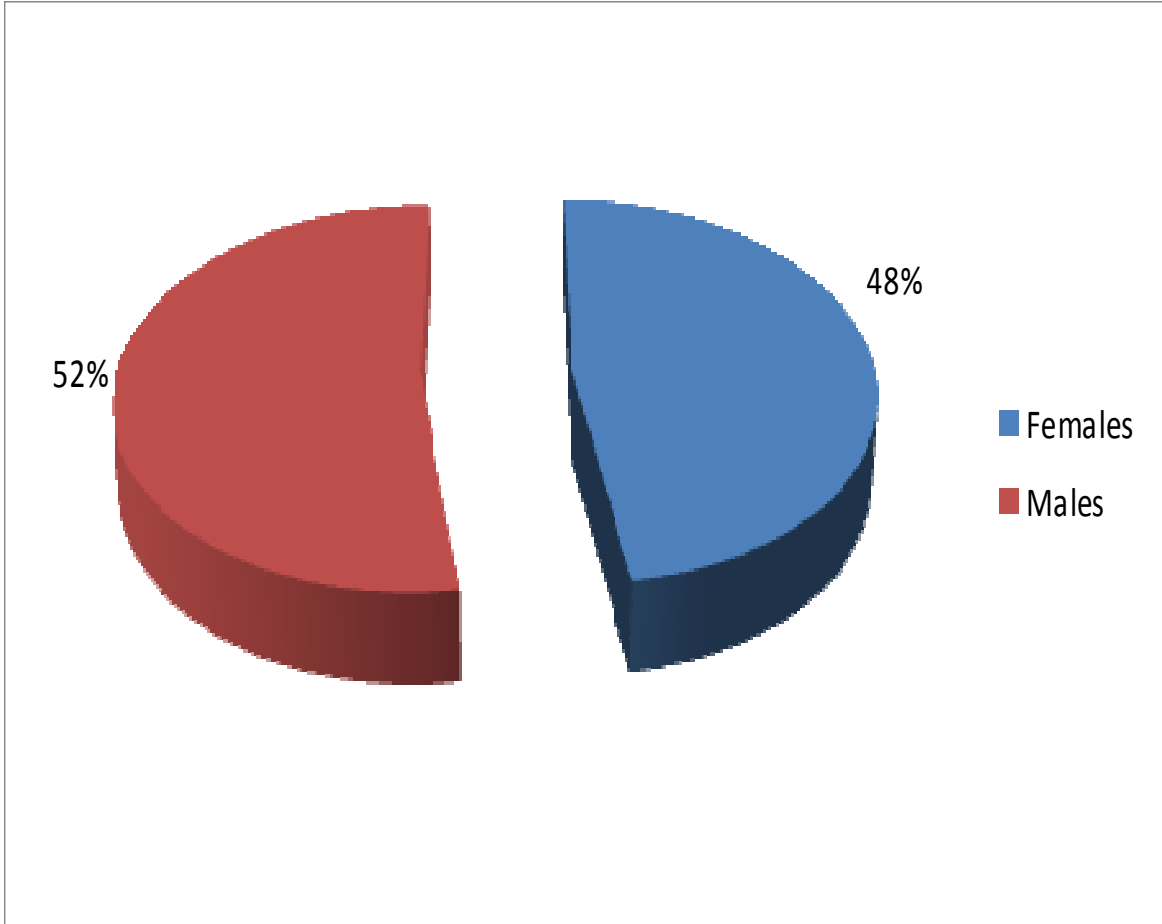
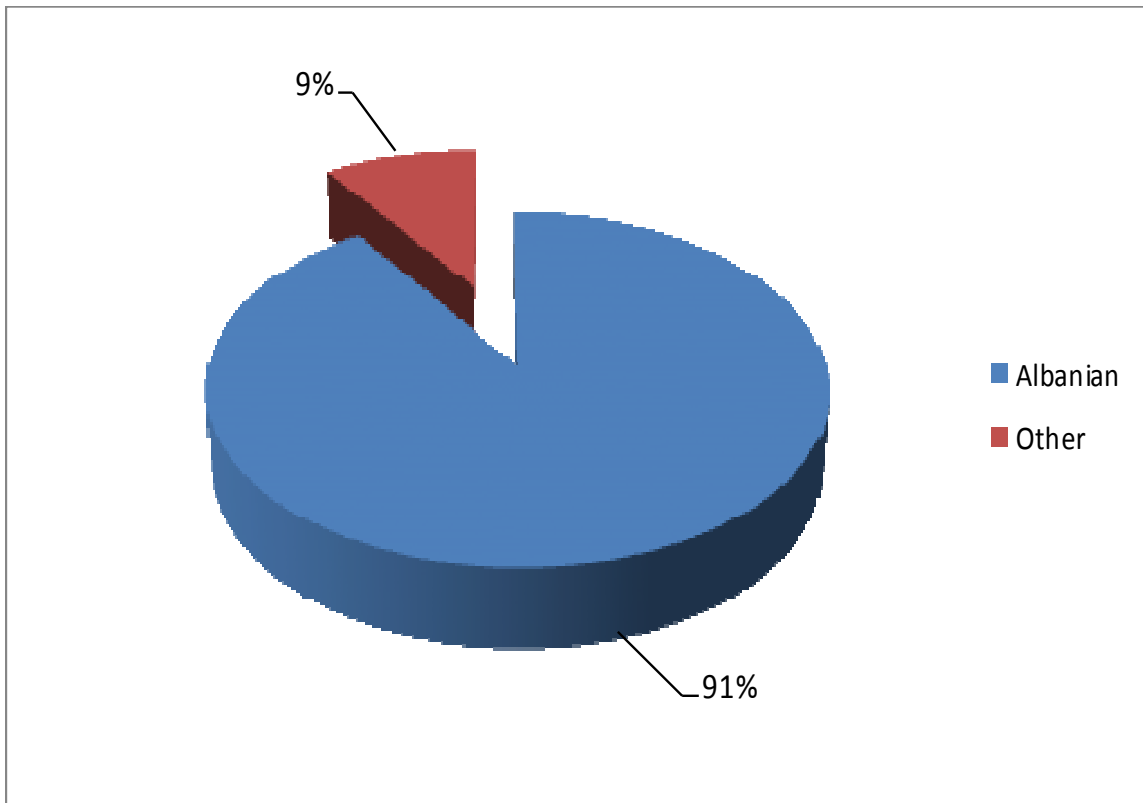


Table 8. Pensions of persons with special needs by nationality

Period	Albanian	Other ⁸	Total
Q3	16,344	1,710	18,054

Graph 8. Pensions of persons with special needs according to nationality in percentage



⁸ In others are included number of Serbs and other non-Albanian nationalities living in Kosovo and pension benefit of persons with disabilities

Table 9. Pensions of persons with disabilities in Q3 2013 / Q3 2014

Period	Years	
	2013	2014
Q3	18,436	18,054

Graph 9. Number of pensions of persons with disabilities in Q3 2013 / Q3 2014

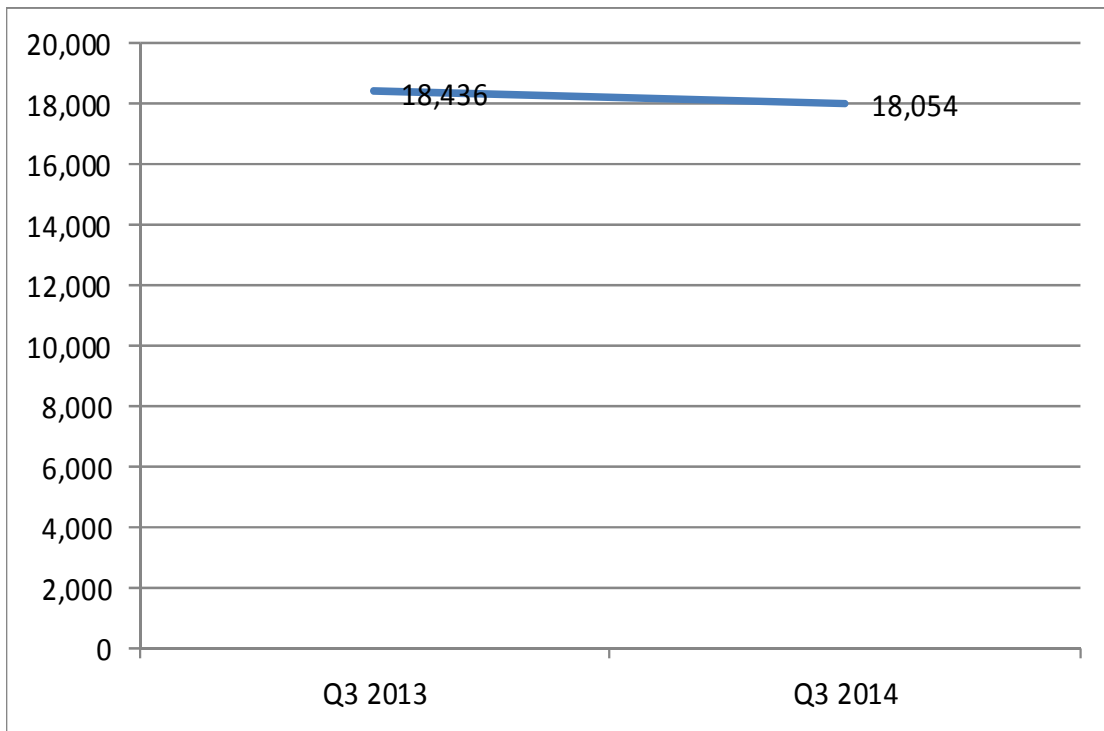


Table 10. Scheme of children with disabilities by municipalities (0-18 years)

Municipality	Males	Females	Total
Deçan	31	19	50
Gjakovë	114	66	180
Glllogovc	51	47	98
Gjilan	105	75	180
Dragash	13	17	30
Istog	42	38	80
Kaçanik	41	28	69
Klinë	47	27	74
Fushë Kosovë	28	29	57
Kamenicë	35	22	57
Mitrovicë	83	70	153
Leposaviq	17	7	24
Lipjan	65	46	111
Novobërdë	8	13	21
Obiliq	23	17	40
Rahovec	71	38	109
Pejë	71	54	125
Podujevë	88	59	147
Prishtinë	161	132	293
Prizren	132	87	219
Skenderaj	62	39	101
Shtime	17	16	33
Shtërpcë	7	10	17
Suharekë	63	31	94
Ferizaj	90	57	147
Viti	47	39	86
Vushtrri	75	50	125
Zubin Potok	11	7	18
Zveçan	6	6	12
Malishevë	52	46	98
Junik	-	-	-
Mamushë	-	-	-
Graçanicë	10	8	18
Hani i Elezit	4	3	7
Ranillug	2	1	3
Partesh	4	-	4
Kllokot	4	6	10
Northern Mitrovica	10	13	23
Total	1,690	1,223	2,913

Graph 10. Percentage of children with disabilities by gender

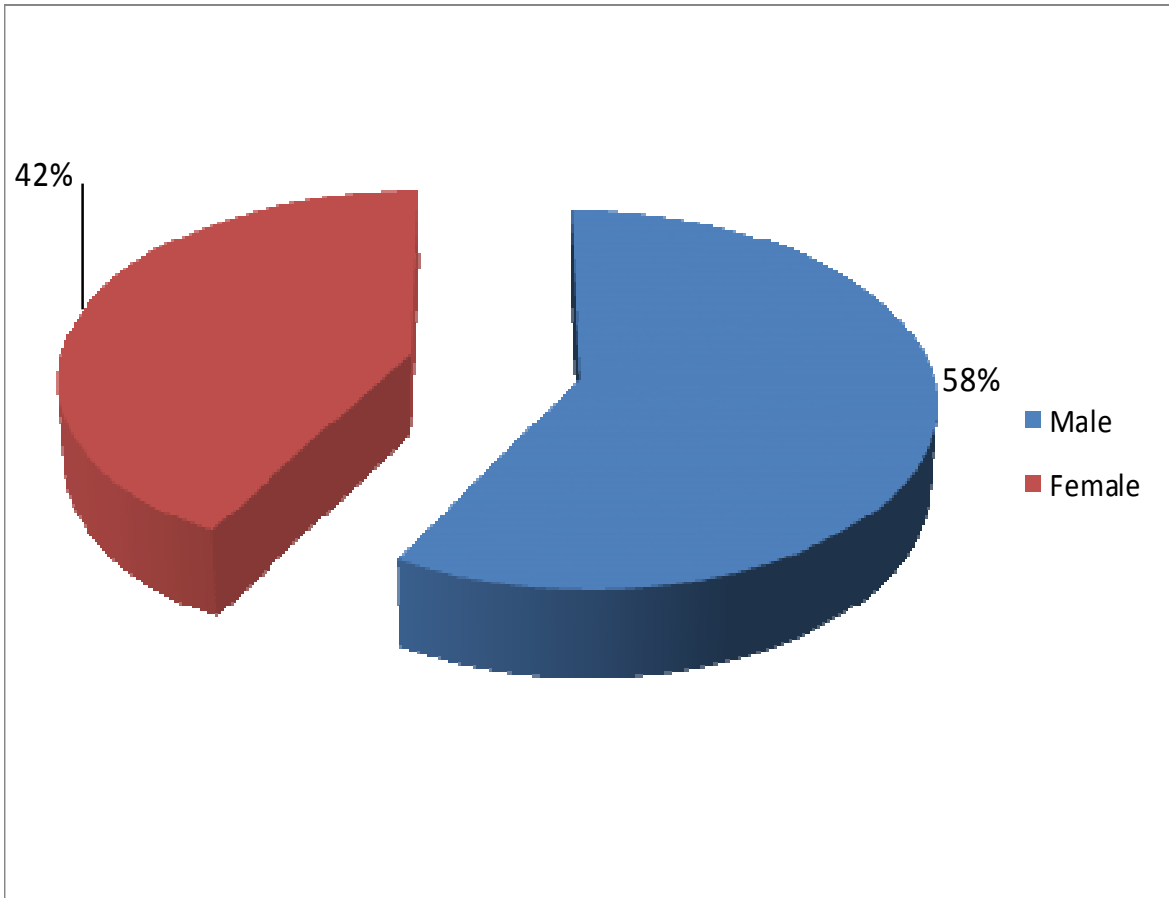


Table 11. Scheme of the families of martyrs and war invalids by municipalities

Municipality	Number of war invalids and families of martyrs
Deçan	521
Gjakovë	1090
Glogovac	1,332
Gjilan	158
Dragash	27
Istog	193
Kaçanik	245
Klinë	494
Fushë Kosovë	156
Kamenicë	40
Mitrovicë	625
Lipjan	226
Novobërdë	4
Obiliq	114
Rahovec	704
Pejë	816
Podujevë	946
Prishtinë	1,030
Prizren	627
Skënderaj	1,341
Shtime	210
Shtërpcë	28
Suharekë	596
Ferizaj	286
Viti	78
Vushtri	584
Zubin Potok	8
Zveçan	3
Malishevë	445
Junik	100
Mamushë	9
Hani i Elezit	19
Graçanicë	3
Ranillug	-
Partesh	1
Kllokot	-
Mitrovicë Veriore	3
Total	13,062

Table 11. Scheme of the families of martyrs and war invalids by age

Period	Age							Total
	< 18	18 -25	26 - 35	36 - 45	46 - 55	56 - 65	65>	
Q3	32	267	956	3,005	3,178	2,732	2,892	13,062

Table 12. Scheme of the families of martyrs and war invalids by category

Category	Total
War invalids	3,455
Families of the missing civilians	346
Custodians for civilian invalids	36
Civilian invalids of war	2,121
Civilian victims	4,804
Families of Martyrs of the KLA	1,994
Custodians for war invalids	75
Families of the missing KLA	20
Families of war invalids after death	125
Families of civil invalid after death	86
Total	13,062

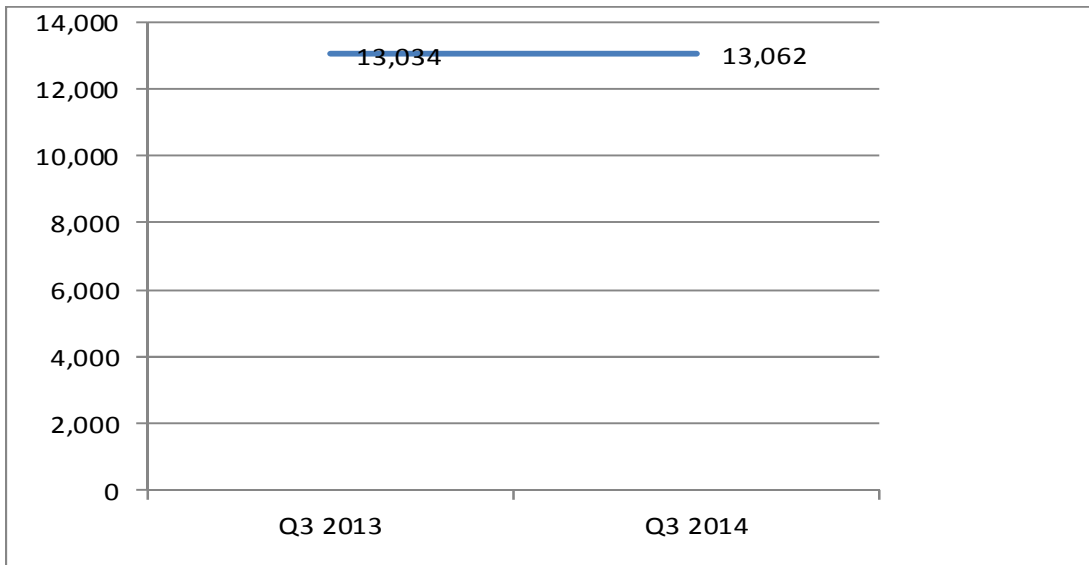
Table 13. Scheme of the families of martyrs and war invalids by nationality

Period	Albanian		Other ⁹		Total
	Female	Male	Female	Male	
Q3	6730	6246	69	17	13,062

Table 14. Scheme of the families of martyrs and war invalids in Q3 2013 / Q3 2014

Period	Years	
	2013	2014
Q3	13,034	13,062

Graph 12. Number of families of martyrs and war invalids in Q3 2013 / Q3 2014

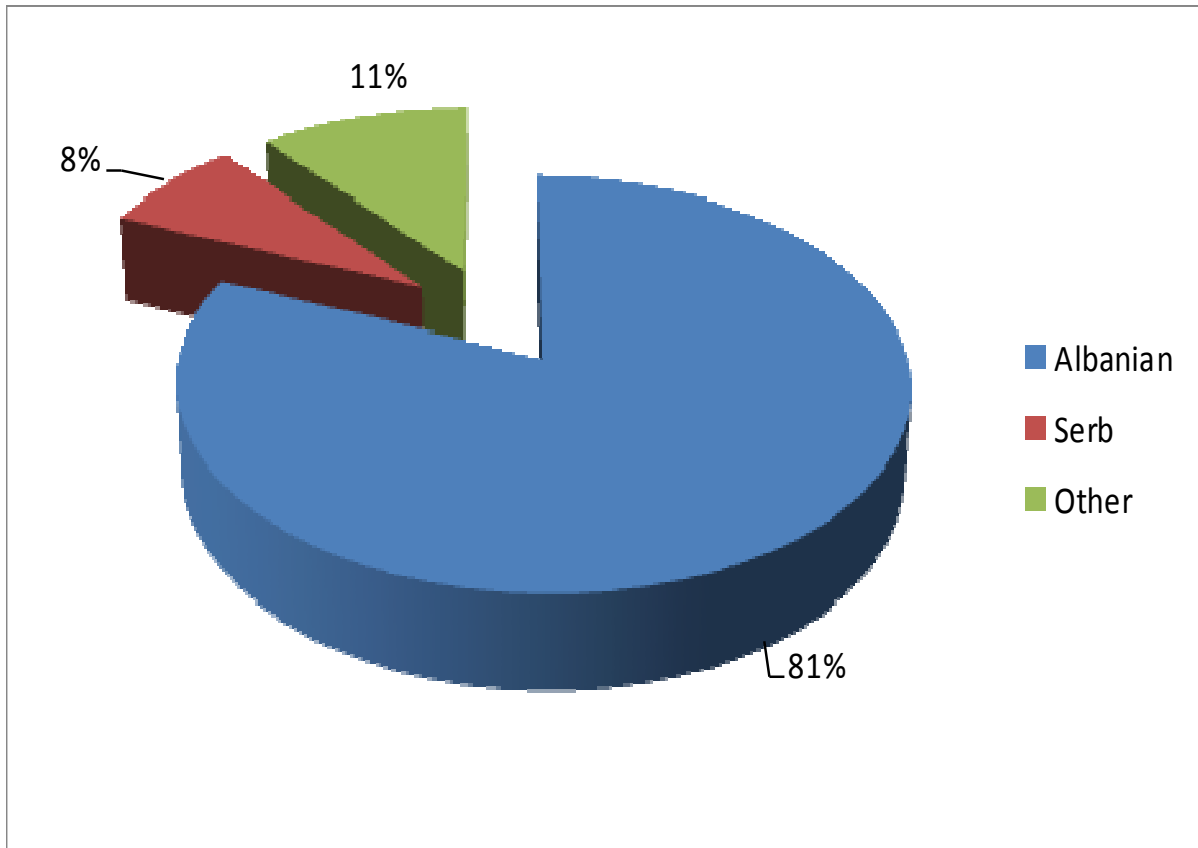


⁹ Number of people who benefit from this pension moves because it is provided that every six months for the beneficiaries of this scheme to announce in the respective offices in order to continue payments, otherwise they are removed from the list and activated again when they are notified.

Table 15. The homes of elderly persons without family care according to ationality (HEPFC)

Period	Albanian	Serb	Other ¹⁰	Total
Q3	96	9	13	118

Graph 13. National structure in percentage



¹⁰ In others are included the number of persons accommodated in the homes of elderly people without family and belonging to these ethnic nationalities: Turkish, Bosnian, Egyptians, Ashkali, Roma, Croats, etc.

Table 16. The homes of elderly persons without family care by gender

Period	Female	Male	Total
Q3	50	68	118

Graph 14. Gender structure in percentage

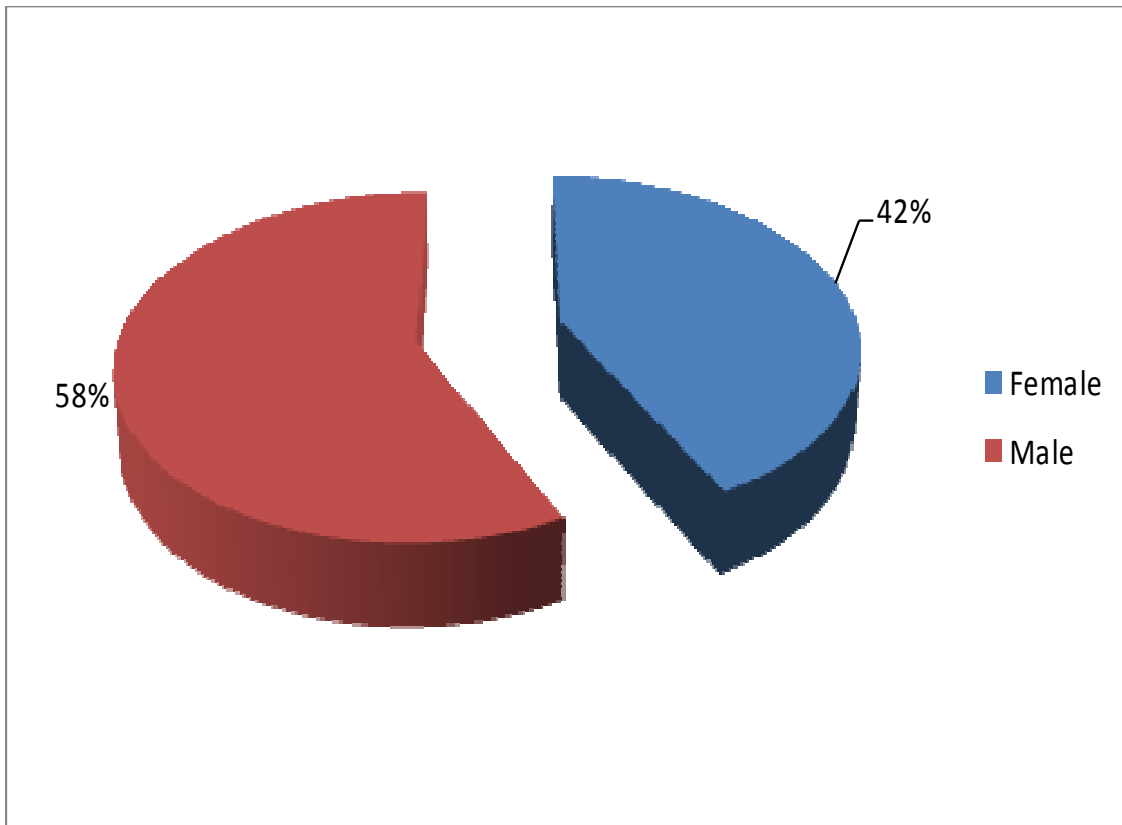


Table 17. The homes of elderly persons without family care in Q3 2013 / Q3 2014

Period	Years	
	2013	2014
Q3	122	118

Graph 15. Number of persons placed in homes of elderly persons without family care in Q3 2013 / Q3 2014

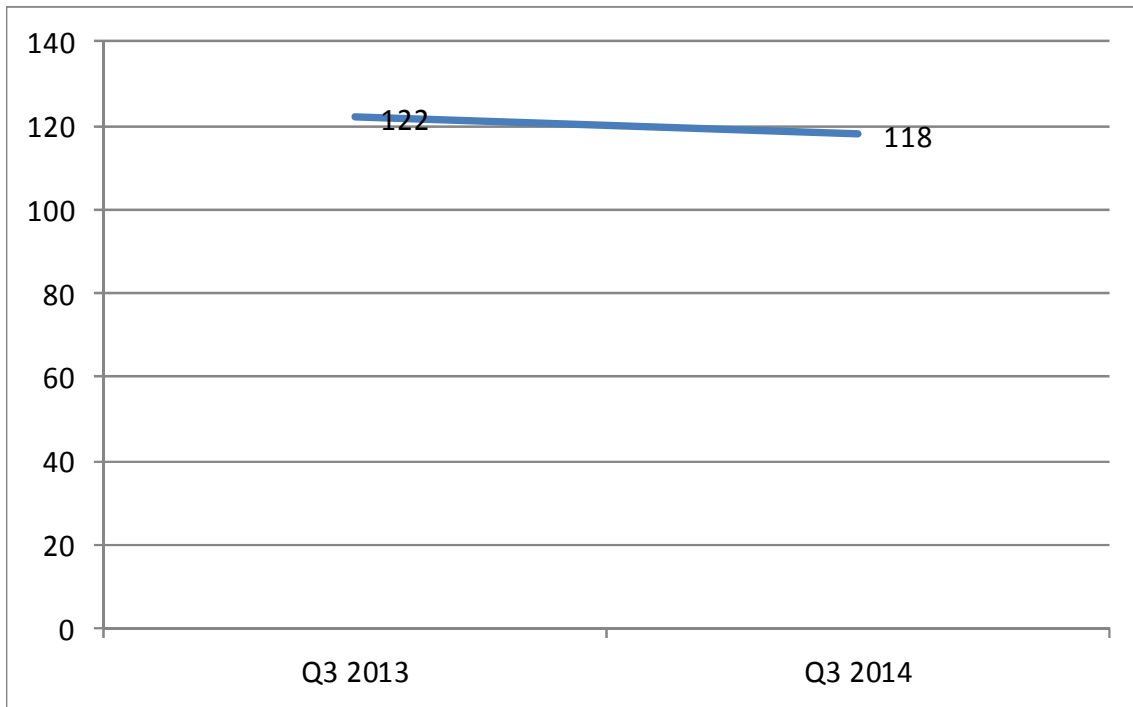
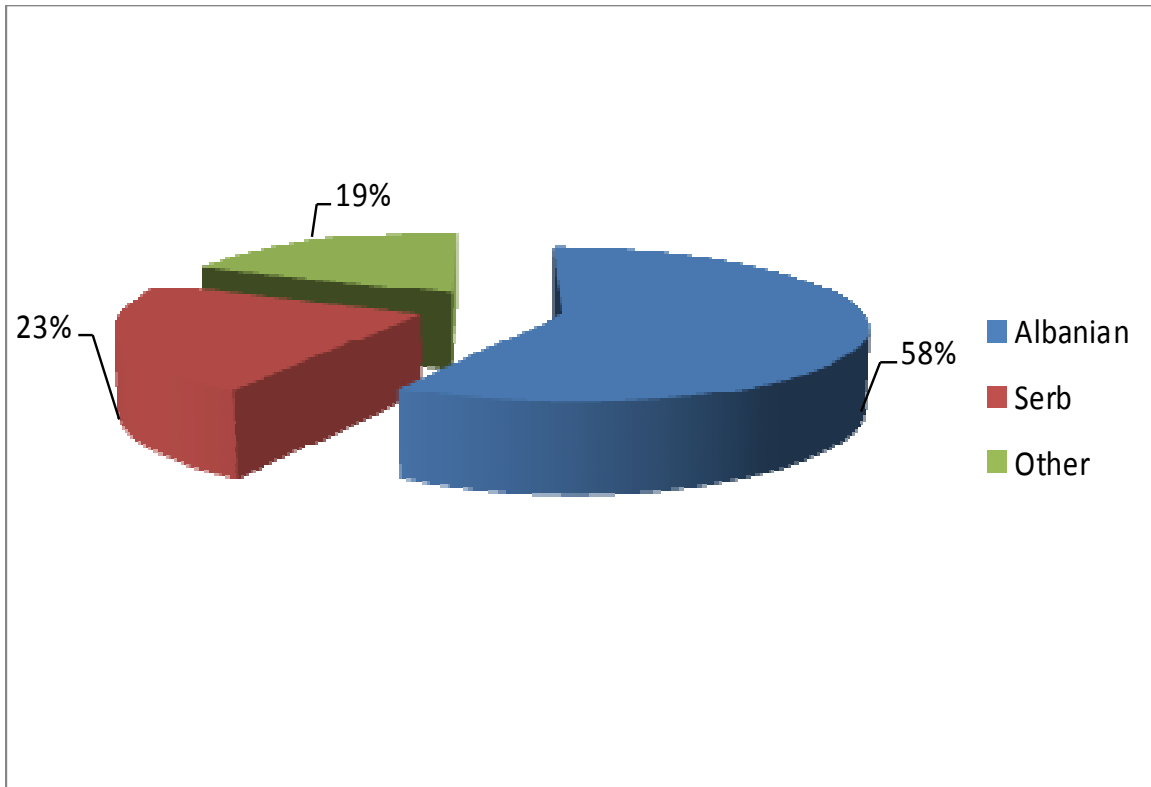


Table 18. Persons located in Shtimje Institute and community houses by nationality

Period	Albanian	Serb	Other ¹¹	Total
TM3	79	31	25	135

Graph 16. Persons located in Shtimje Institute and community houses in percentage



¹¹ In others are included the number of persons with mental disabilities placed in the Institute of Shtime and 7 community houses belonging to these ethnic nationalities: Turkish, Bosnian, Egyptians, Ashkali, Roma, Croats, etc.

Table 19. Persons located in the Special Institute of Shtime and community homes by gender

Period	Female	Male	Total
TM3	65	70	135

Graph 17. Persons located in the Special Institute of Shtime and community homes by gender in percentage

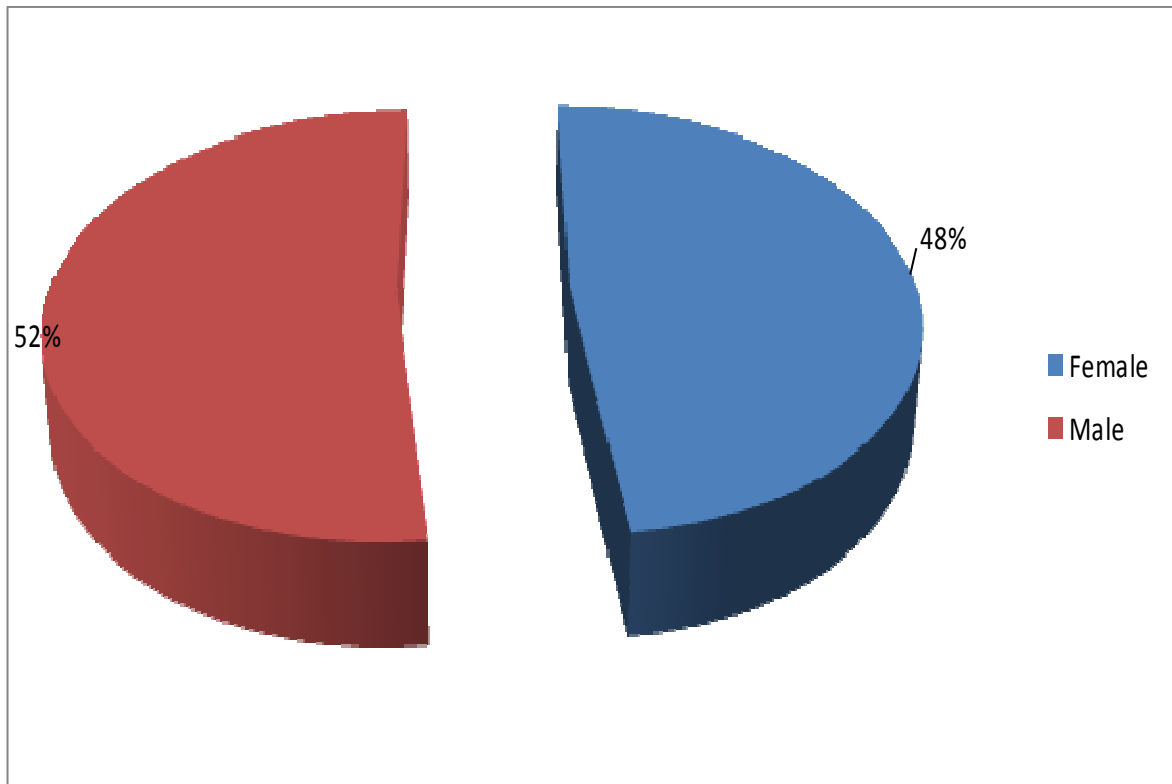


Table 20. Persons located in the Special Institute of Shtime and community homes in Q3 2013 / Q3 2014

Period	Years	
	2013	2014
Q3	133	135

Graph 18. Number of persons located in the Special Institute of Shtime and community homes in the years Q3 2013 / Q3 2014

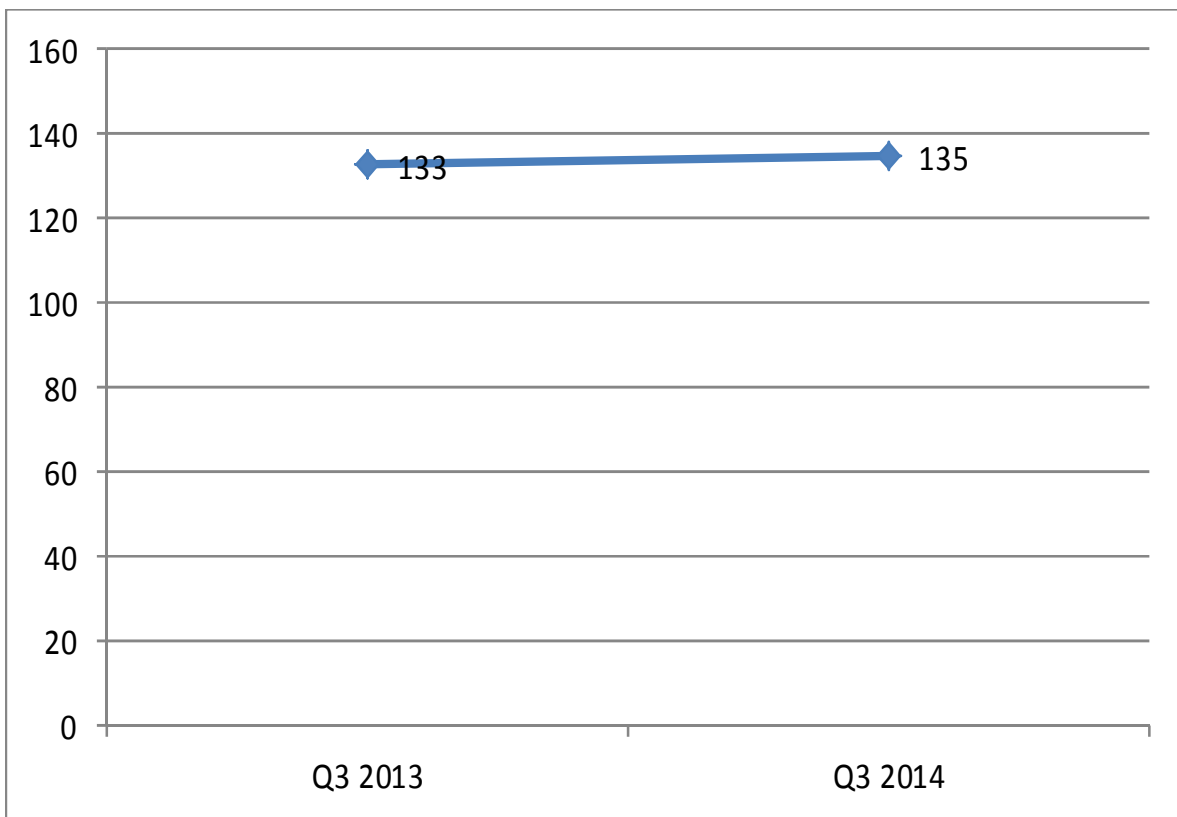


Table 21. Abandoned children by municipalities

Municipality	Female	Male	Total
Deçan	-	-	-
Gjakovë	-	-	-
Gillogovc	1	-	1
Gjilan	-	-	-
Dragash	-	-	-
Istog	-	-	-
Kaçanik	-	-	-
Klinë	-	-	-
Fushë Kosovë	-	-	-
Kamenicë	-	-	-
Mitrovicë	-	-	-
Mitrovica Veriore	-	-	-
Leposaviq	-	-	-
Lipjan	-	-	-
Novobërdë	-	-	-
Obiliq	-	-	-
Rahovec	2	-	2
Pejë	-	-	-
Podujevë	-	-	-
Prishtinë	2	1	3
Prizren	1	1	2
Skenderaj	-	-	-
Shtime	-	-	-
Shtërpcë	-	-	-
Suharekë	-	-	-
Ferizaj	1	-	1
Viti	-	-	-
Vushtrri	1	-	1
Zubin Potok	-	-	-
Zveçan	-	-	-
Malishevë	-	-	-
Junik	-	-	-
Mamushë	-	-	-
Hani i Elezit	-	-	-
Graçanicë	-	-	-
Ranillug	-	-	-
Partesh	-	-	-
Klllokot	-	-	-
Total	8	2	10

Graph 19. Percentage of abandoned children by gender

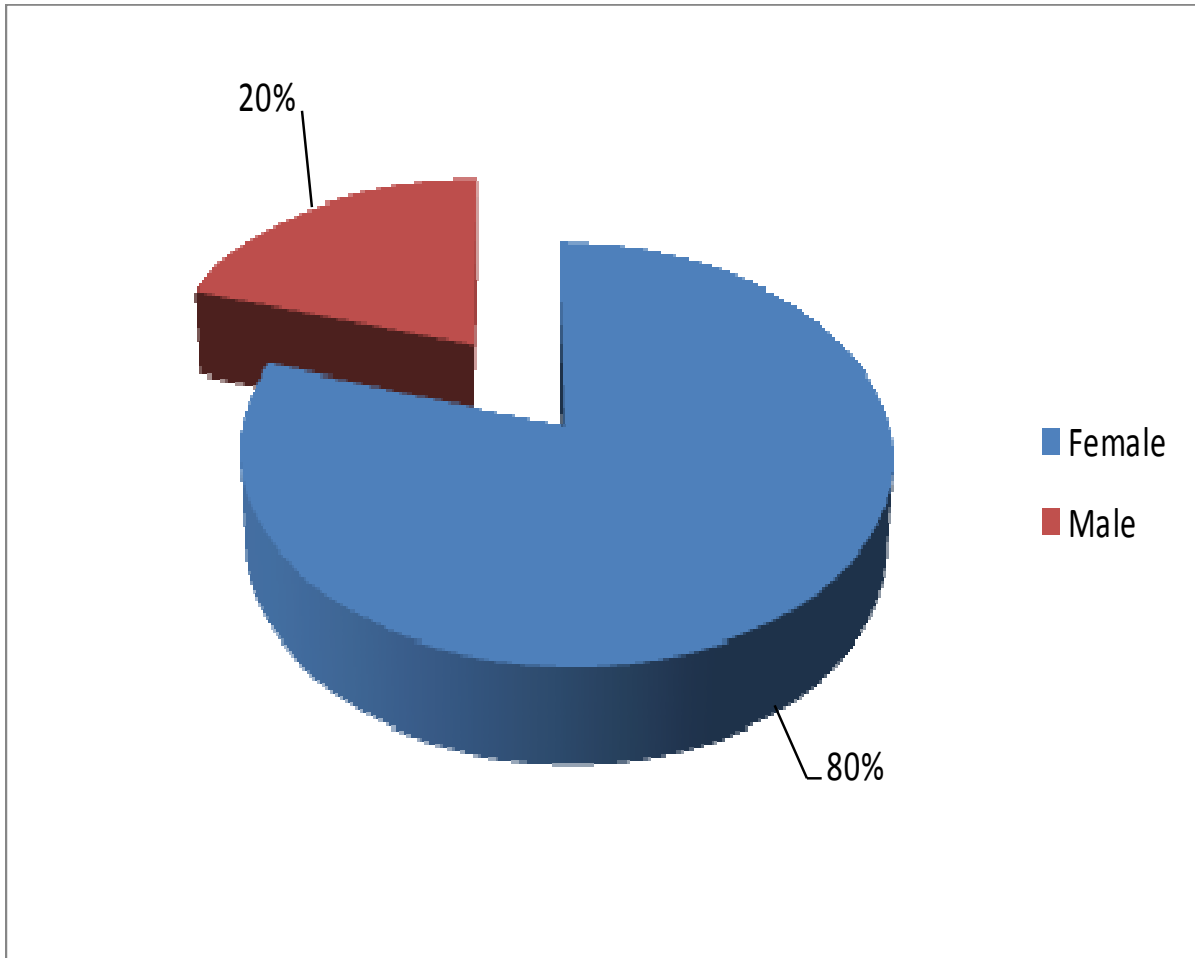


Table 22. Abandoned children, Q3 2013 / Q3 2014

Period	Years	
	2013	2014
Q3	17	10

Graph 20. The number of children abandoned in Q3 2013 / Q3 2014

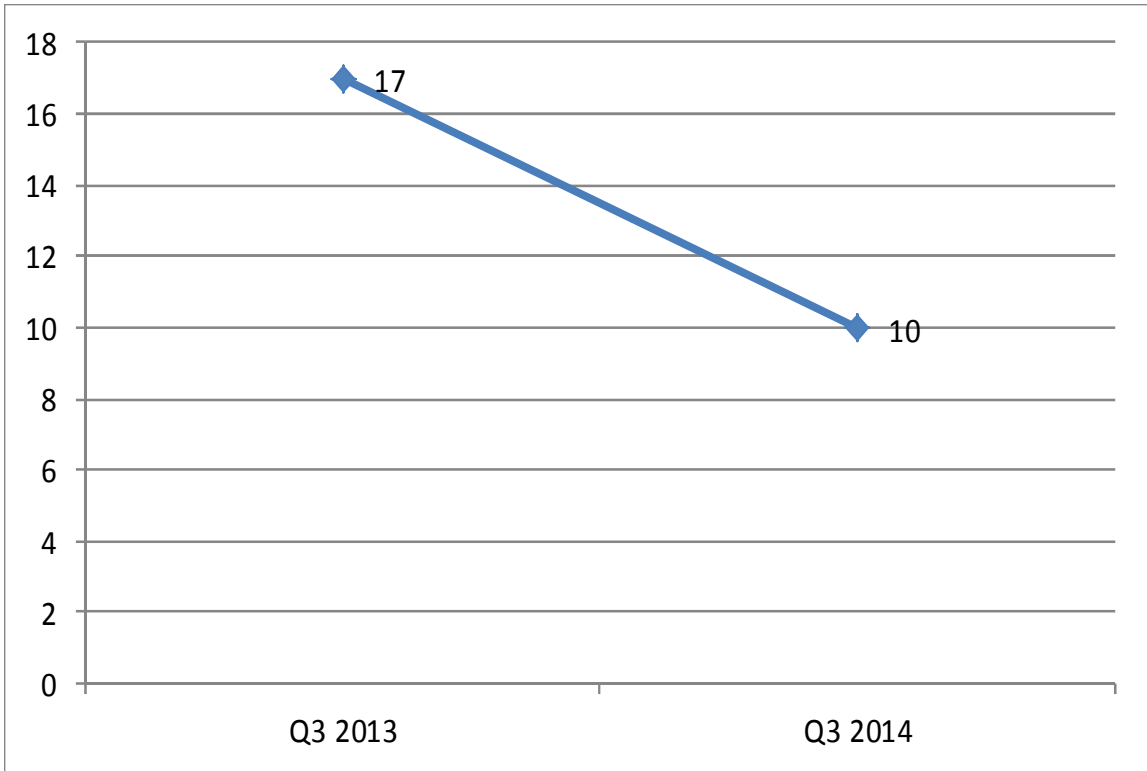


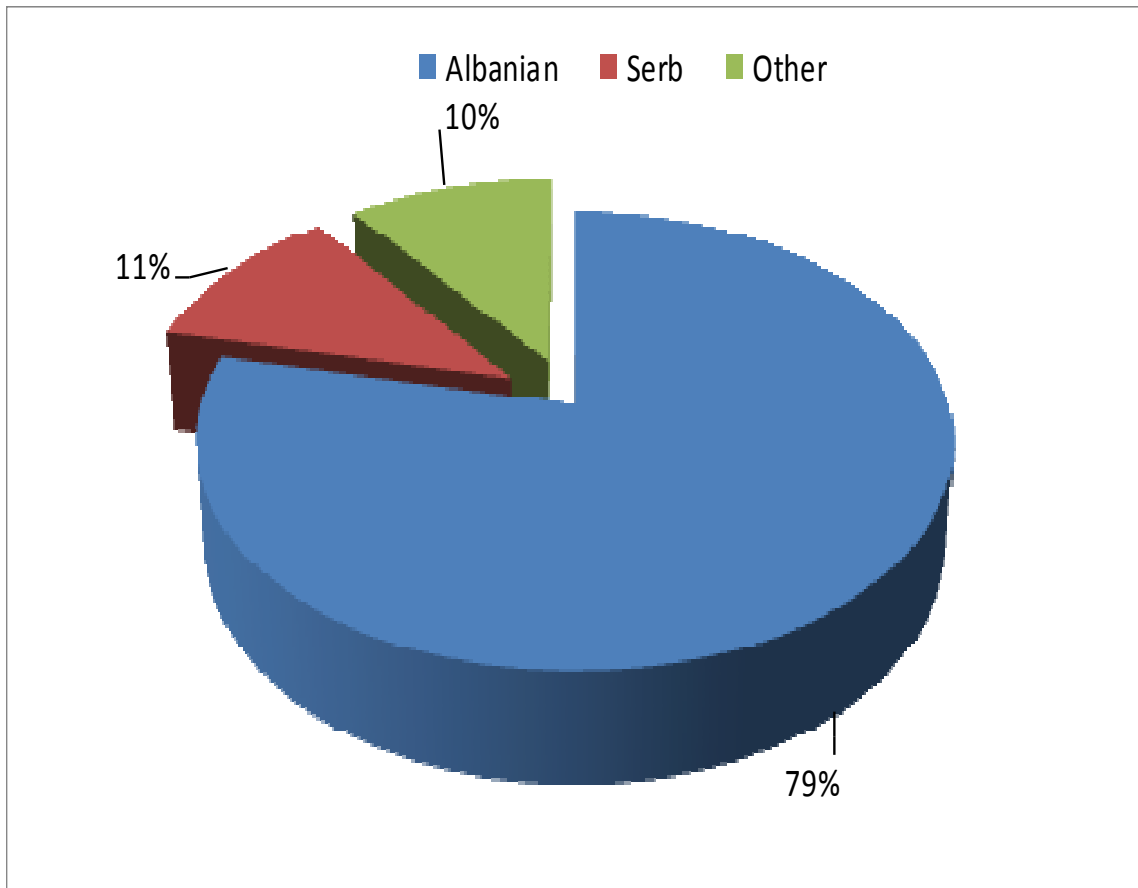
Table 23. Families and members of households receiving social assistance by municipality

Municipality	Families	Members	Members/Families
Deçan	667	2,882	4.32
Gjakovë	1,132	4,750	4.20
Glllogovc	1,541	7,039	4.57
Gjilan	1169	4689	4.01
Dragash	417	1,439	3.45
Istog	619	2,674	4.32
Kaçanik	840	3,647	4.34
Klinë	968	4,522	4.67
Fushë Kosovë	757	3,347	4.42
Kamenicë	624	2,379	3.81
Mitrovicë	2,047	8,943	4.37
Leposaviq	492	1,283	2.61
Lipjan	1,242	5,685	4.58
Novobërdë	407	1,448	3.56
Obiliq	758	3,160	4.17
Rahovec	760	3225	4.24
Pejë	1,355	5,229	3.86
Podujevë	1,084	5,055	4.66
Prishtinë	1,837	7,249	3.95
Prizren	1,337	4,980	3.72
Skenderaj	1,163	5,701	4.90
Shtime	467	2,166	4.64
Shtërpcë	420	1,529	3.64
Suharekë	658	2,991	4.55
Ferizaj	926	3,871	4.18
Viti	615	2,630	4.28
Vushtrri	1,521	6,675	4.39
Zubin Potok	598	1,478	2.47
Zveçan	395	1,053	2.67
Malishevë	822	4,075	4.96
Junik	128	520	4.06
Mamushë	29	114	3.93
Hani i Elezit	267	1,152	4.31
Graçanicë	131	479	3.66
Ranillug	229	674	2.94
Partesh	36	131	3.64
Kllokot	101	366	3.62
Northern Mitrovica	979	2,603	2.66
Total	29,538	121,833	4.12

Table 24. Families who have received social assistance benefits by nationality

Period	Albanian	Serb	Other ¹²	Total
Q3 2014	23,181	3,267	3,090	29,538

Graph 21. Percentage of households receiving social assistance benefits by nationality



¹² In others are included the number of households receiving social assistance who belong to these ethnic nationalities: Turkish, Bosnian, Egyptians, Ashkali, Roma, Croats, etc.

Table 25. Families that have benefited social assistance by category

Period	First category	Second category	Total
Q3 2014	17,443	12,095	29,538

Graph 22. Percentage of households receiving social assistance by category

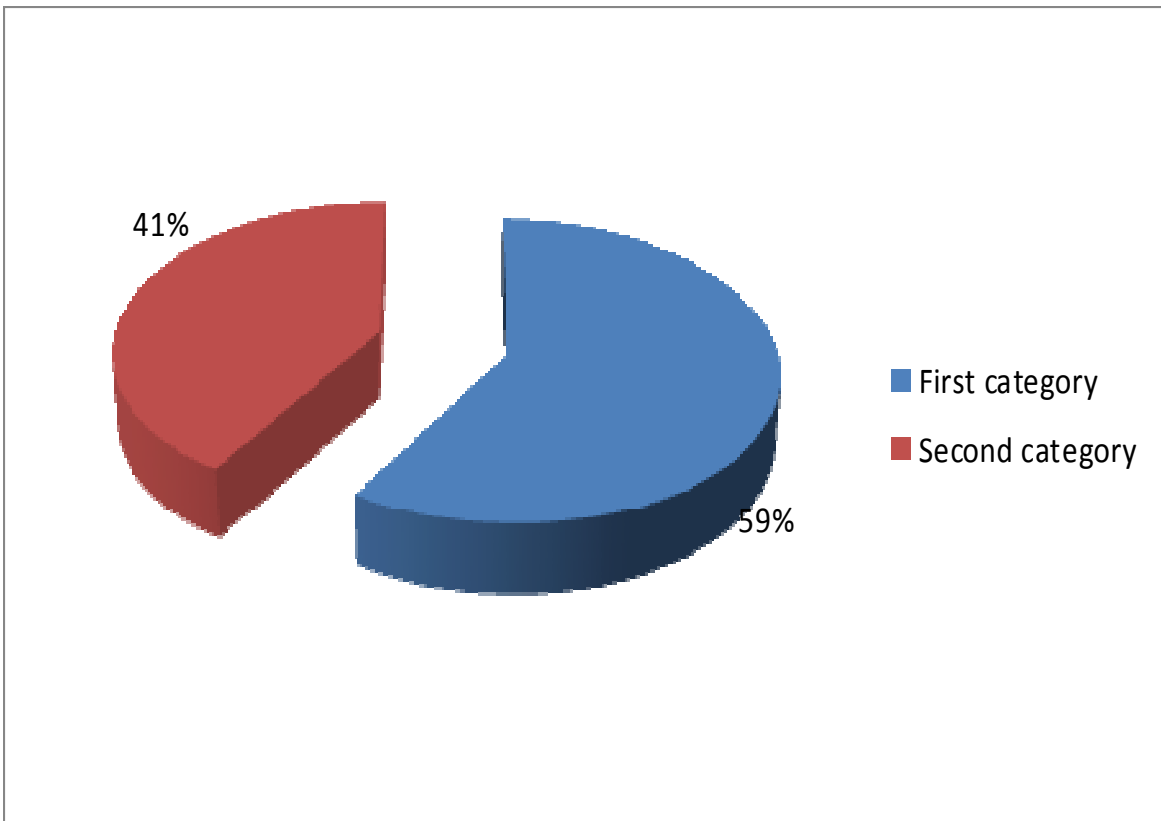
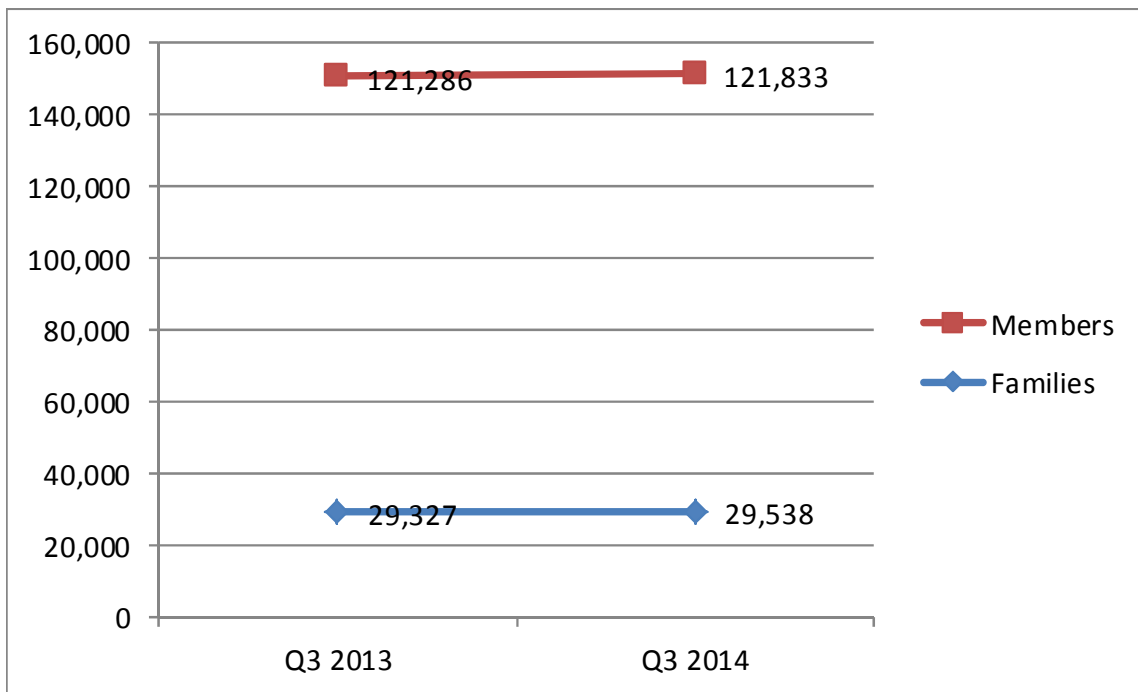


Table 26. Families and members of households receiving social assistance in Q3 2013 / Q3 2014

Period	Families	Members
Q3 2013	29,327	121,286
Q3 2014	29,538	121,833

Graph.23. Families and members of households receiving social assistance in Q3 2013 / Q3 2014



Kosovo Agency of Statistics

short description

Kosovo Agency of Statistics is a professional institution which deals with collection, processing and publication of official statistical data. As such acts since 1948 and has passed through several historical stages, structured according to state regulation of those times.

On 2 August 1999, the Agency has resumed his professional work (after nine years of interruption of all statistical series detrimental to the interest of Kosovo), as an independent institution under the Ministry of Public Administration. Since 12.12.2011 the Agency operates in the frames of the Prime Minister's Office. Office is funded by the Kosovo Consolidated Budget, but also by donors for specific projects and for technical professional support.

Kosovo Agency of Statistics acts according to the Law No. 04/L-036 which entered into force on 12.12.2011. Strategic development plan 2009-2013 is the middle term implementation for the development of statistical system in correlation with the European Union statistics (EUROSTAT).

Kosovo Agency of Statistics has this organizational structure: production departments; (Department of Economic statistics and National Accounts, Department of Agriculture and Environment statistics and Department of Social statistics. **Support Departments;** Department of Methodology and Information Technology, Department of Policy Planning, Coordination and Communication, Department of Census and survey and Department of Administration. **Within the Agency we also established. Regional Offices;** Gjakove, Gjilan, Mitrovica, Peja, Prizren, Pristina and Ferizaj

In ASK are employed in total 139 workers, of them 104 (74,8 %) at the headquarters of the Agency, while in the Regional Offices, 35 (25,2%), with qualifying structure, 70,5% with university education to 29,5% with secondary education.

We have professional and technical cooperation with all Ministries of the Government of Kosovo, especially with the Ministry of Economy and Finance, Central Bank of Kosovo, with international institutions, EUROSTAT, International Monetary Fund, World Bank, Sweden's SIDA, DFID, UNFPA, UNDP, UNICEF, and with the statistical institutions of the countries in the region.

Kosovo Agency of Statistics almost completely covers the territory of Kosovo, based on the statistical structure of the enumeration areas as the basic unit and sole in the country from which it gets first hand information. All surveys conducted in the field use the extension of the samples in these enumeration areas but also a statistical methodology according to international recommendations. During the collection of statistical data and reports from reporting entities are involved professionals, technicians, administrators, servants of the country offices, field enumerators from regional offices, etc.

We have successfully implemented the project of Population Census, Households and Dwellings in 2011, Census that was not carried out since 1981. Results obtained from the Census will have an important role in compiling the development policies.

The mission of the Agency; to meet the needs of users with qualitative statistical data, objective, in time and space so that users have reliable base to conduct regular analysis in the interest of planning and project development at the municipal and country level. To support government institutions, scientific institutes, research academies, businesses in order to provide proper information for decision-makers and other users in Kosovo. Ongoing is preparation for the Census of Agriculture in Kosovo.

- **Address: KOSOVO AGENCY OF STATISTICS**
Street. "Zenel Salihu", No. 4, 10000 Pristina
- **Telephone:** +381 (0) 38 200 31 104
CEO: +381 (0) 38 200 31 112
- **Fax::** +381 (0) 38 235 033
- **E-mail:** social@rks-gov.net