

Foreword

Kosovo Agency of Statistics (KAS) has prepared publication "**Statistical Repertoire of Enterprises in Kosovo Q3 2016**", on new registered businesses at the Kosovo Business Registration Agency (KBRA) from 01.07.2016 until 30.09.2016 (third quarter of 2016).

Statistical Business Register (SBR) is part of KAS which includes all businesses that conduct economic activity on the territory of the Republic of Kosovo and as such serves for statistical and demographic analysis of businesses, preparation of samples and the establishment of results at the country level for all surveys conducted by businesses. SBR also serves as the main source of information for the calculation of Gross Domestic Product

SBR is constructed and continuously updated based on two administrative sources of data (KBRA and Tax Administration of Kosovo), as well as from regular statistical surveys carried out by KAS.

Continued demand for statistical information for businesses is on every day basis from different internal or external users of KAS, therefore based on these requirements we have prepared various tables and graphical data.

We believe that this publication will serve as a useful reference base for all users of KAS statistical data, and will serve as useful and relevant economic information for Kosovo.

Comments, remarks, suggestions and proposals regarding this publication are welcome and they can be sent to e-mail: muhamet.kastrati@rks-gov.net

Statistical Repertoire of Enterprises in Kosovo is a regular quarterly publication.

NOTE: From September 1, 2014, the nomenclature of economic activities is in the new version NACE Rev. 2, and some previous published data are converted in this version.

Publication was prepared by:

Ilir T. Berisha – Director of Department
Hysni Elshani - Head of Sector,
Muhamet Kastrati - IT specialist for SBR,
Luljeta Krasniqi - Senior Officer,
Valdete Navakazi – Senior Officer.
Ahmet Cakolli – Design Officer.

November, 2016

Chief Executive Officer, KAS
Isa Krasniqi

List of Abbreviations

KAS Kosovo Agency of Statistics

SBR Statistical Business Register

KBRA Kosovo Business Registration Agency

TAK Tax Administration of Kosovo

MTI Ministry of Trade and Industry

GDP Gross Domestic Product (GDP)

KPA Kosovo Privatization Agency

EC European Commission

NEA Nomenclature of Economic Activities

NACE Rev. 1 (Nomenclature of Economic Activities EC - 1st version)

NACE Rev.2 (Nomenclature of Economic Activities EC - 2nd Version)

SME Small and Medium Enterprises

Q1 First Quarter

Q2 Second Quarter

Q3 Third Quarter

Q4 Fourth Quarter

SYMBOLS

- No occurrence

: Missing data

C o n t e n t s

| | Page |
|---|------|
| 1 Characteristics of enterprises registered in Q3 2016 | 5 |
| 2 Methodological explanations and definitions | 6 |
| 2.1. Definitions | 7 |
| 2.2. Legal form of organizations of business | 8 |
| 3 New and terminated enterprises according to quarters | 9 |
| 4 Enterprises according to economic sections, legal form of organization and the number of employees | 11 |
| The categorization of enterprises according to size and gender | 12 |
| 5 Number of registered enterprises according to municipality | 13 |
| 6 Registered individual and non-individual enterprises | 15 |
| 7 Registered enterprises according to economic section and the number of employees | 17 |
| 8 Registered enterprises according to legal form | 18 |
| 9 Registered enterprises according to origin of capital | 19 |
| 10 Terminated enterprises | 20 |

1 Characteristics of enterprises registered in Q3 2016

In the third quarter of 2016 (Q3 2016) were registered 2476 enterprises.

Falling to 11.6% of registered enterprises is observed compared to the previous quarter (Q2 2016).

We have growth of 8.4% of registered enterprises when compared to the same quarter last year (Q3 2015).

Economic activities preferred during this quarter were trade with 552 new enterprises (22.3%), agriculture, forestry and fisheries with 372 (15%), manufacturing with 258 (10.4%), accommodation and service activities with food 232 (9.4%), construction with 194 (7.8%), other service activities 189 (7.6%), transport and storage 125 (5%), while the other activities participate in smaller scale.

Category of number of employees by 1-4 (employees) comprises about 2401 new enterprises or 97%, category 5-9 with 60 (2.4%), 10-19 with 10 (0.4%), 20-249 with 5 enterprises (0.2%), while in the category 250+ has no registered enterprises in this quarter.

Regarding the geographical scope of enterprises registered at the municipal level, as in every, prevails Prishtina with 634 registered enterprises (expressed in percentage 25.6%), Ferizaj with 207 (8.4%), Peja with 164 (6.6%), Gjilan 150 (6.1%), Prizren with 146 (5.9%), whereas other municipalities have a smaller number of registered enterprises during the quarter.

2 Methodological explanations and definitions

Statistical Business Register (SBR) serves for statistical purposes and shall clearly identify the units in order:

- To allow receiving information about them via administrative sources.
- **To enable the preparation of samples; coordination of surveys and the aggregation/grouping of results;**
- To allow analysis of the demographic population of enterprises and units associated with them.

Provide input data (input) for the calculation of Gross Domestic Product (GDP).

Statistical Business Register (SBR) - **Includes** all legal entities (enterprises) that exercise economic activity within the territory of Kosovo.

Does not include: Public administration, Non-profit Organizations and International Organizations.

Sources for updating the SBR variables are:

- Administrative
 - o Information from the Kosovo Business Registration Agency
 - o Information from the Tax Administration of Kosovo
- Statistical
 - o Enterprise Structure Survey
 - o Survey about Hotel Service
 - o Collection of Production Prices
 - o Collection of Import Prices

Main variables in the SBR are grouped by:

- **Identification of variables**
 - o Number of business registration (NBR), name, legal form, ownership, address, communication (phone, fax, email, etc.)
- **Stratified variables**
 - o Main economic activity, size by employees
- **Demographic variables**
 - o Date of registration, date of termination/closure
- **Updated variables are**
 - o Status of activity (active or non-active)
 - o Economic activity of the enterprise (NACE Rev. 1)
 - o Size by employees
 - o Address, and communication variables (telephone, fax, mobile, e-mail)

2.1. Definitions

Nomenclature of Economic Activities (NACE), is the four-digit level classification of economic activities exerted in different subjects.

This nomenclature is translation and adaptation of the European Classification of Economic Activities (NACE Rev. 2. In English).

Use of this nomenclature is mandatory since September 1, 2014 in all the institutions of the Republic of Kosovo and based on the regulation No.11/2013 adopted by the Government of the Republic of Kosovo.

The structure of economic activities NACE Rev. 2 consists of 21 sections presented below labelled with letters from A to U.

- A. Agriculture, forestry and fishing
- B. Mining and quarry
- C. Manufacturing
- D. Supply of electricity, gas, steam and air conditioning
- E. Water supply, sewerage, waste management and land revitalization activities
- F. Construction
- G. Wholesale and retail trade, repair of motor vehicles, motorcycles
- H. Transport and storage
- I. Accommodation and food service activities
- J. Information and communication
- K. Financial and insurance activities
- L. Real estate activities
- M. Professional, scientific and technical activities
- N. Administrative and support activities
- O. Public administration and defence
- P. Education
- Q. Human health and social work activities
- R. Arts, entertainment and recreation
- S. Other services activities
- T. Activities of households as employers
- U. Activities of organizations and extra-territorial bodies

Classes of economic activities according to the new nomenclature **NACE Rev. 2** are total of 615 of them, which are encoded by four digit code ranging from 0111 to 9900.

2.2. Legal form of organizations of business

Definitions applied to legal forms of enterprises under Regulation 2001/16 and Law No. 02/L123 on Trade and Corporation Associations which are applied when registering in the KBRA are as follows:

1. Individual business - is the **only natural person** who performs economic activities for the purpose of profit and who is registered in the KBRA. In the individual business the owner has unlimited liability for all debts of the company. The company has an official name or includes the surname of the lawful owner

2. General partnership - The general partnership, all partners jointly respond without restriction for partnership debts. A partnership has a label, which may include the name of one or more partners.

3. Limited partnership - In limited partnerships, except "unlimited" partners (partners responsible jointly without limitation for the debts of the company) also participate "limited" partners or those responsible for the company's obligations to the limit of the value of their founding contributions/capital.

4. Limited liability enterprises - Limited liability enterprises are those enterprises that are established by one or several founders, who answer only to the limit of the value of their contribution. Limited liability enterprise has a label, which may include the name of one or more partners.

5. Shareholders – Shareholders are those whose capital is divided into shares and shareholders respond only to the limit of the value of their contribution. Shareholder enterprise (a joint stock enterprises) can be established by having one or more shareholders.

6. Foreign company - A foreign company is a business and from the moment of registration is considered a branch in Kosovo that has no identity of legal person. After registration shall enjoy all the rights and obligations established under the applicable law.

7. Social enterprise - Social enterprise means a legal person that most assets and capital are socially owned. These enterprises until the privatization are monitored and registered by the Kosovo Privatization Agency under the Law Commercial Companies No.02/L-123.

8. Public enterprise - Public enterprise is the enterprise which carries out activities of general interest which is established by the state. Public enterprise is monitored by the government and organized as a joint stock company in accordance with applicable law on Commercial Companies. All ownership interests in a public company will be represented by shares and these shares will be registered.

9. Agricultural cooperative - Agricultural cooperative is a business organization created by natural or legal persons who must be farmers who contribute with their private property to the share of capital.

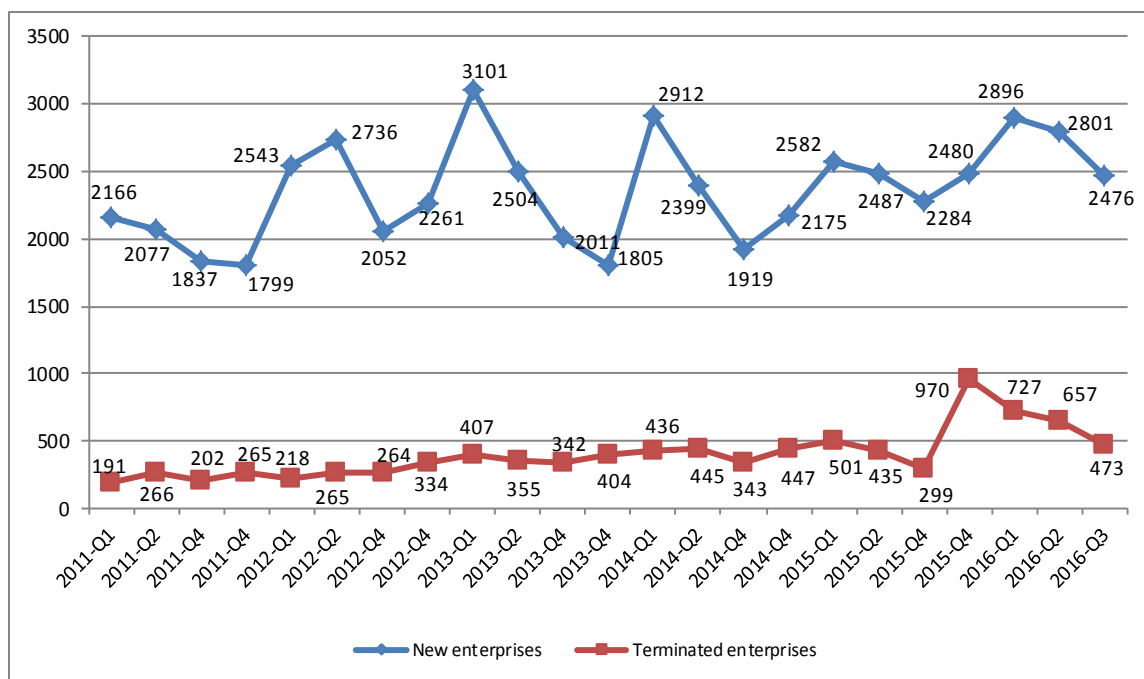
10. Enterprise under the jurisdiction of the KPA - are ex-social owned enterprises which are now managed and supervised by the KPA (Kosovo Privatization Agency).

3 New and terminated enterprises according to quarters

Table 1. Number of registered enterprises by quarter and sector of economic activity.

| Period | | Section of economic activity | | | | | | | | | | | | | | | | | | |
|------------|-------------|-----------------------------------|----------------------|---------------|--|---|--------------|---|-----------------------|--------------------------------------|-------------------------------|------------------------------------|------------------------|---|---------------------------------------|--|------------|---|-----------------------------------|--------------------------------|
| | | Agriculture, forestry and fishing | Mining and quarrying | Manufacturing | Supply of electricity, gas, steam and air conditioning | Water supply, sewerage, waste management and land revitalization activities | Construction | Wholesale and retail trade, repair of motor vehicles, motorcycles | Transport and storage | Accommodation and service activities | Information and communication | Financial and insurance activities | Real estate activities | Professional, scientific and technical activities | Administrative and support activities | Public administration and defense, compulsory social insurance | Education | Human health and social work activities | Art, entertainment and recreation | Aktivitetë të shërbimeve tjera |
| Quarter | Total | A | B | C | D | E | F | G | H | I | J | K | L | M | N | O | P | Q | R | S |
| 2012 - Q1 | 2528 | 174 | 9 | 239 | 5 | 18 | 268 | 820 | 175 | 243 | 96 | 4 | 9 | 155 | 57 | 7 | 32 | 39 | 48 | 130 |
| 2012 - Q2 | 2736 | 218 | 26 | 278 | 3 | 17 | 259 | 809 | 156 | 300 | 82 | 3 | 10 | 190 | 70 | 6 | 24 | 36 | 36 | 213 |
| 2012 - Q3 | 2051 | 127 | 9 | 184 | 7 | 12 | 193 | 598 | 140 | 205 | 84 | 6 | 11 | 131 | 48 | 8 | 32 | 34 | 56 | 166 |
| 2012 - Q4 | 2261 | 222 | 11 | 201 | 5 | 12 | 224 | 691 | 139 | 207 | 78 | 3 | 7 | 137 | 78 | 4 | 26 | 20 | 54 | 142 |
| 2012 Total | 9576 | 741 | 55 | 902 | 20 | 59 | 944 | 2918 | 610 | 955 | 340 | 16 | 37 | 613 | 253 | 25 | 114 | 129 | 194 | 651 |
| 2013 - Q1 | 3100 | 301 | 10 | 299 | 9 | 19 | 337 | 867 | 201 | 264 | 104 | 6 | 135 | 169 | 60 | 9 | 32 | 48 | 54 | 176 |
| 2013 - Q2 | 2504 | 142 | 7 | 258 | 2 | 14 | 227 | 759 | 107 | 246 | 101 | 4 | 95 | 162 | 65 | 9 | 28 | 43 | 52 | 183 |
| 2013 - Q3 | 2011 | 122 | 7 | 163 | 6 | 11 | 201 | 565 | 108 | 240 | 82 | 8 | 15 | 119 | 53 | 6 | 20 | 48 | 63 | 174 |
| 2013 - Q4 | 1805 | 188 | 5 | 152 | 5 | 6 | 178 | 543 | 109 | 161 | 70 | 2 | 12 | 135 | 36 | 9 | 18 | 34 | 62 | 80 |
| 2013 Total | 9420 | 753 | 29 | 872 | 22 | 50 | 943 | 2734 | 525 | 911 | 357 | 20 | 257 | 585 | 214 | 33 | 98 | 173 | 231 | 613 |
| 2014 - Q1 | 2911 | 205 | 10 | 283 | 4 | 13 | 284 | 887 | 181 | 293 | 121 | 12 | 21 | 180 | 77 | 12 | 33 | 50 | 88 | 157 |
| 2014 - Q2 | 2399 | 186 | 9 | 283 | 3 | 16 | 207 | 704 | 99 | 282 | 95 | 8 | 10 | 146 | 61 | 11 | 20 | 39 | 55 | 165 |
| 2014 - Q3 | 1919 | 115 | 7 | 196 | 3 | 13 | 146 | 574 | 111 | 237 | 61 | 11 | 7 | 97 | 49 | 2 | 18 | 33 | 60 | 179 |
| 2014 - Q4 | 2175 | 168 | 6 | 216 | 14 | 9 | 166 | 649 | 143 | 222 | 80 | 12 | 21 | 147 | 65 | 17 | 19 | 51 | 50 | 120 |
| 2014 Total | 9404 | 674 | 32 | 978 | 24 | 51 | 803 | 2814 | 534 | 1034 | 357 | 43 | 59 | 570 | 252 | 42 | 90 | 173 | 253 | 621 |
| 2015 - Q1 | 2582 | 255 | 7 | 276 | 8 | 12 | 237 | 784 | 143 | 253 | 104 | 12 | 15 | 144 | 80 | 6 | 20 | 36 | 57 | 133 |
| 2015 - Q2 | 2487 | 212 | 12 | 261 | 5 | 13 | 193 | 751 | 142 | 263 | 98 | 15 | 15 | 139 | 76 | 10 | 29 | 67 | 60 | 126 |
| 2015 - Q3 | 2284 | 208 | 8 | 239 | 4 | 8 | 160 | 622 | 108 | 256 | 86 | 43 | 19 | 123 | 66 | 3 | 25 | 49 | 68 | 189 |
| 2015 - Q4 | 2480 | 270 | 5 | 271 | 13 | 15 | 163 | 746 | 131 | 246 | 80 | 25 | 25 | 175 | 74 | 6 | 35 | 35 | 58 | 107 |
| 2015 Total | 9833 | 945 | 32 | 1047 | 30 | 48 | 753 | 2903 | 524 | 1018 | 368 | 95 | 74 | 581 | 296 | 25 | 109 | 187 | 243 | 555 |
| 2016 - Q1 | 2896 | 261 | 16 | 343 | 12 | 17 | 254 | 820 | 151 | 249 | 108 | 68 | 14 | 183 | 82 | 8 | 40 | 63 | 73 | 134 |
| 2016 - Q2 | 2801 | 223 | 6 | 334 | 11 | 13 | 202 | 779 | 150 | 326 | 114 | 34 | 17 | 170 | 101 | 6 | 42 | 60 | 51 | 162 |
| 2016 - Q3 | 2476 | 372 | 6 | 258 | 9 | 26 | 194 | 552 | 125 | 232 | 105 | 28 | 15 | 122 | 81 | 8 | 31 | 46 | 77 | 189 |

Graph 1. Number of registered enterprises and those terminated by respective quarters

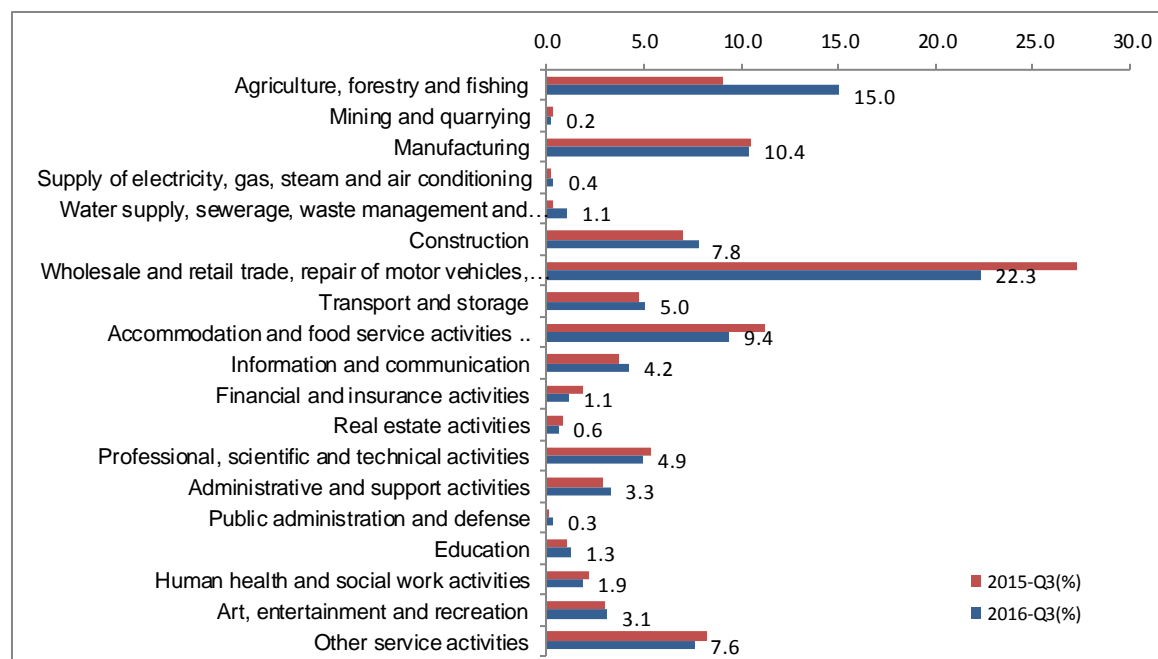


4 Enterprises according to economic sections, legal form of organization and the number of employees

Table 2. Number of registered enterprises according to sector of economic activity, the type and the number of employees in Q3 2016

| Section of economic activity | Total | Category of number of employees | | | | | |
|---|-------------|---------------------------------|-------------|-----------|----------------|------------|-----------|
| | | individual businesses | | | non-individual | | |
| | | Total | 1-4 | 5 + | Total | 1-4 | 5 + |
| Total | 2476 | 1553 | 1539 | 14 | 923 | 862 | 61 |
| A Agriculture, forestry and fishing | 372 | 312 | 307 | 5 | 60 | 57 | 3 |
| B Mining and quarrying | 6 | 2 | 2 | - | 4 | 4 | - |
| C Manufacturing | 258 | 166 | 163 | 3 | 92 | 84 | 8 |
| D Supply of electricity, gas, steam and air conditioning | 9 | 0 | - | - | 9 | 9 | - |
| E Water supply, sewerage, waste management and land revitalization activities | 26 | 23 | 23 | - | 3 | 2 | 1 |
| F Construction | 194 | 99 | 98 | 1 | 95 | 91 | 4 |
| G Wholesale and retail trade, repair of motor vehicles, motorcycles | 552 | 305 | 305 | - | 247 | 233 | 14 |
| H Transport and storage | 125 | 91 | 90 | 1 | 34 | 31 | 3 |
| I Accommodation and food service activities .. | 232 | 162 | 159 | 3 | 70 | 59 | 11 |
| J Information and communication | 105 | 40 | 40 | - | 65 | 59 | 6 |
| K Financial and insurance activities | 28 | 16 | 15 | 1 | 12 | 9 | 3 |
| L Real estate activities | 15 | 6 | 6 | - | 9 | 9 | - |
| M Professional, scientific and technical activities | 122 | 42 | 42 | - | 80 | 79 | 1 |
| N Administrative and support activities | 81 | 31 | 31 | - | 50 | 45 | 5 |
| O Public administration and defense | 8 | 1 | 1 | - | 7 | 7 | - |
| P Education | 31 | 11 | 11 | - | 20 | 20 | - |
| Q Human health and social work activities | 46 | 23 | 23 | - | 23 | 22 | 1 |
| R Art, entertainment and recreation | 77 | 56 | 56 | - | 21 | 20 | 1 |
| S Other service activities | 189 | 167 | 167 | - | 22 | 22 | - |

Graph 2. Enterprises registered according to economic section in Q3 2016



The categorization of enterprises according to size and gender

Table3. The number of SMEs for Q3 2016

| Classification | Number of employees | Number of businesses | % |
|--------------------|------------------------|----------------------|--------------|
| Micro enterprises | 1 - 9 employed | 2461 | 0.99 |
| Small enterprises | 10 - 49 employed | 14 | 0.01 |
| Middle enterprises | 50 - 249 employed | 1 | 0.00 |
| Large enterprises | 250 and above employed | - | - |
| Total | | 2476 | 100.0 |

Graph 3. The structure of enterprises according to size for Q3 2016

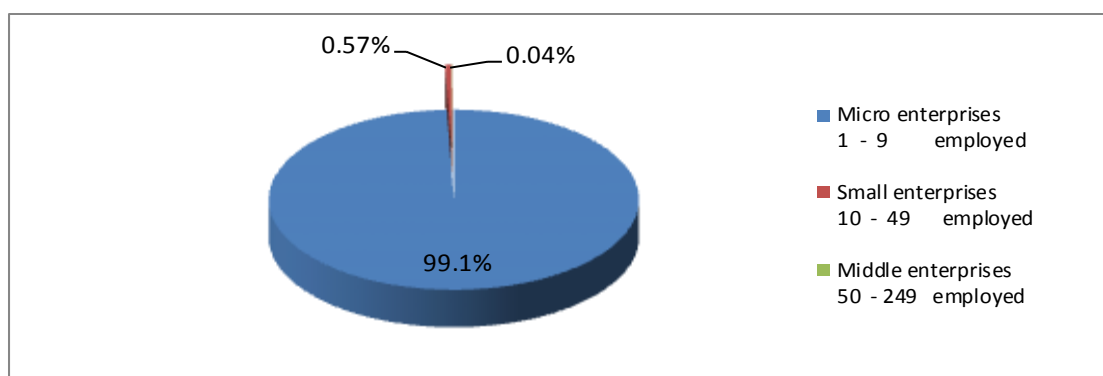
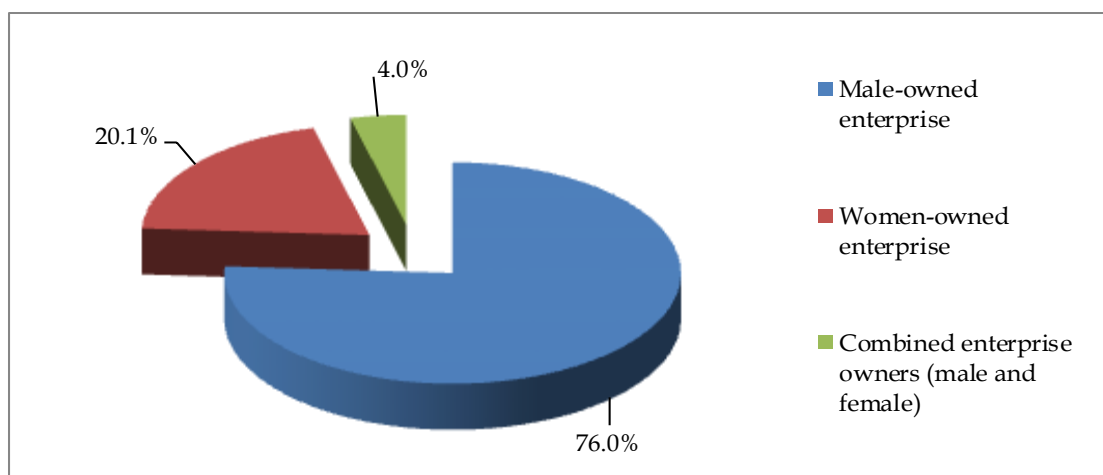


Table 4. The structure of enterprises according to gender of owner for Q3 2016

| The structure of enterprises by gender of owners | | | | | | |
|--|-----------------------|-------|-------------------------|-------|--|------|
| Total | Male-owned enterprise | | Female-owned enterprise | | Mixed owned enterprise (male and female) | |
| 2476 | 1881 | 76.0% | 497 | 20.1% | 98 | 4.0% |

Graph 4. Graphic presentation of enterprises according to gender of owner for Q3 2016

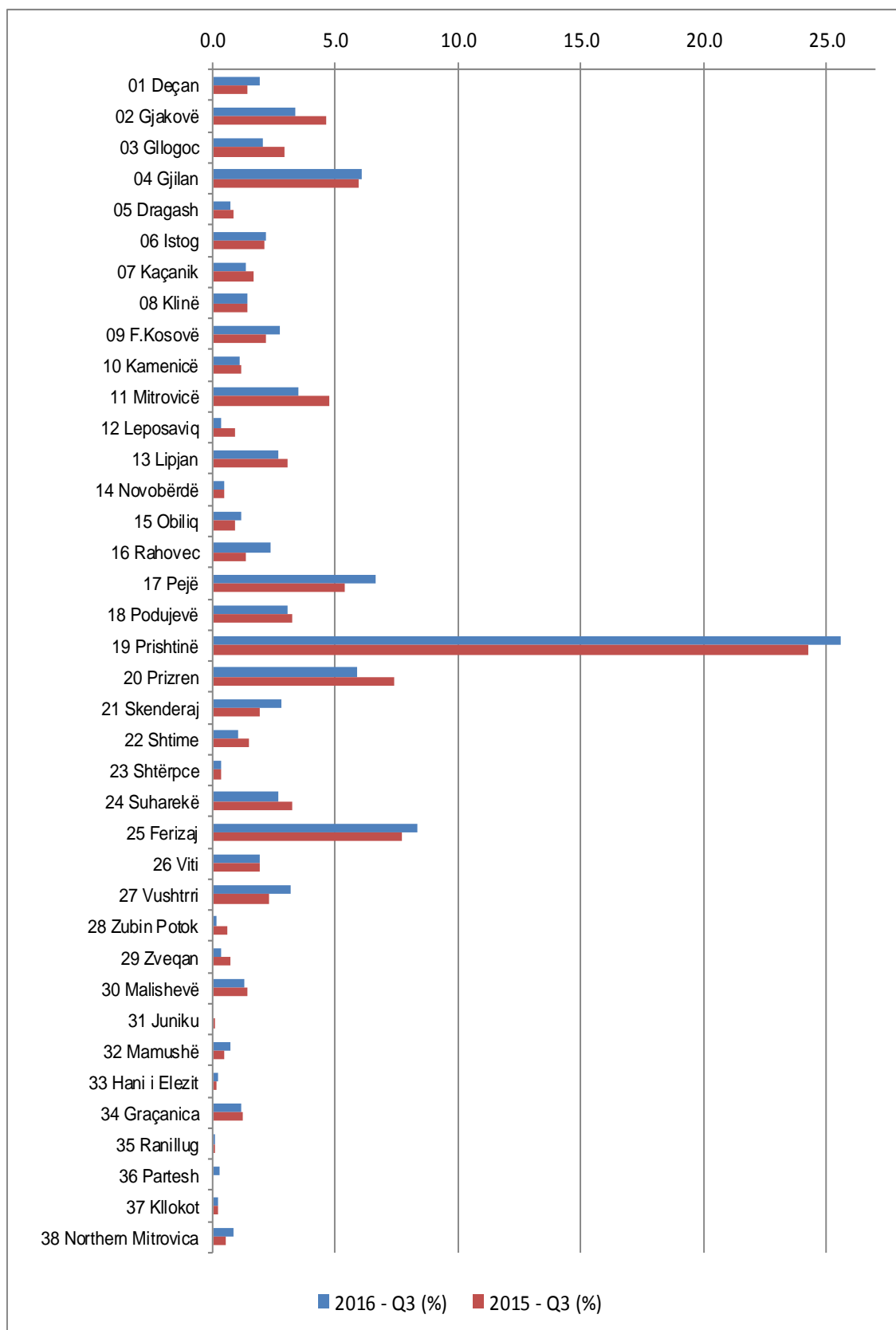


5 Number of registered enterprises according to municipality

Table 5. Number of registered enterprises according to municipality and section of economic activity in Q3 2016

| Municipality | Section of economic activity | | | | | | | | | | | | | | | | | | | |
|-----------------------|-----------------------------------|----------------------|---------------|--|---|--------------|---|-----------------------|--------------------------------------|-------------------------------|------------------------------------|------------------------|---|---------------------------------------|--|-----------|---|-----------------------------------|--------------------------|------------|
| | Agriculture, forestry and fishing | Mining and quarrying | Manufacturing | Supply of electricity, gas, steam and air conditioning | Water supply, sewerage, waste management and land revitalization activities | Construction | Wholesale and retail trade, repair of motor vehicles, motorcycles | Transport and storage | Accommodation and service activities | Information and communication | Financial and insurance activities | Real estate activities | Professional, scientific and technical activities | Administrative and support activities | Public administration and defense, compulsory social insurance | Education | Human health and social work activities | Art, entertainment and recreation | Other service activities | |
| Code and name | Total | A | B | C | D | E | F | G | H | I | J | K | L | M | N | O | P | Q | R | S |
| | 2476 | 372 | 6 | 258 | 9 | 26 | 194 | 552 | 125 | 232 | 105 | 28 | 15 | 122 | 81 | 8 | 31 | 46 | 77 | 189 |
| 01 Deçan | 48 | 9 | - | 6 | - | - | 4 | 14 | 1 | 9 | 1 | - | - | - | 2 | - | - | - | 1 | 1 |
| 02 Gjakovë | 83 | 6 | 1 | 15 | - | - | 10 | 16 | 1 | 6 | 1 | 1 | - | 2 | 2 | - | 4 | 2 | 7 | 9 |
| 03 Glogoc | 51 | 14 | - | 2 | - | - | 10 | 13 | - | 2 | 4 | - | - | 1 | - | - | - | - | - | 3 |
| 04 Gjilan | 150 | 10 | - | 13 | - | - | 12 | 32 | 13 | 23 | 7 | 1 | - | 7 | 3 | 1 | - | 7 | 5 | 16 |
| 05 Dragash | 18 | 3 | - | 2 | - | - | - | 3 | - | 4 | 1 | - | - | 1 | 1 | - | - | - | 2 | 1 |
| 06 Istog | 54 | 34 | - | 5 | - | - | 5 | 3 | 1 | 1 | 1 | - | - | 1 | 2 | - | - | - | - | 1 |
| 07 Kaçanik | 33 | 8 | 1 | 5 | - | - | 3 | 7 | - | 2 | 2 | - | - | - | - | - | - | - | 1 | 4 |
| 08 Klinë | 35 | 8 | - | 5 | - | - | 4 | 5 | 3 | 4 | - | 1 | - | 1 | 3 | - | - | - | 1 | - |
| 09 F.Kosovë | 68 | 5 | - | 5 | - | - | 8 | 25 | 9 | 6 | 1 | 1 | - | 2 | 4 | - | - | 1 | - | 1 |
| 10 Kamenicë | 27 | 11 | - | 2 | - | - | 2 | 1 | 4 | 2 | - | 1 | - | 1 | - | - | - | 1 | - | 2 |
| 11 Mitrovicë | 86 | 12 | - | 10 | - | 1 | 8 | 19 | 5 | 7 | 5 | - | - | 4 | 1 | - | - | 3 | 2 | 9 |
| 12 Leposaviq | 8 | 2 | - | 2 | - | - | - | 2 | 1 | - | - | - | - | - | - | - | - | - | - | 1 |
| 13 Lipjan | 66 | 13 | 1 | 5 | 1 | 1 | 7 | 15 | 5 | 5 | 3 | 1 | - | 2 | 2 | - | - | - | 4 | 1 |
| 14 Novobërdë | 11 | 6 | - | - | - | - | - | 1 | - | 1 | - | 1 | 1 | 1 | - | - | - | - | - | - |
| 15 Obiliq | 29 | 7 | 1 | - | - | - | 1 | 10 | 1 | 3 | 4 | - | - | 1 | - | - | - | - | 1 | - |
| 16 Rahovec | 59 | 18 | - | 9 | 1 | - | 2 | 13 | 2 | 5 | 4 | - | - | 2 | - | - | - | - | 1 | 2 |
| 17 Pejë | 164 | 9 | - | 16 | - | 18 | 14 | 44 | 4 | 19 | 5 | 1 | - | 6 | 5 | - | 2 | 2 | 5 | 14 |
| 18 Podujevë | 75 | 26 | - | 6 | - | 1 | 7 | 10 | 4 | 6 | - | 2 | - | - | 1 | - | - | - | 1 | 11 |
| 19 Prishtinë | 634 | 37 | 1 | 50 | 7 | 1 | 41 | 144 | 16 | 54 | 51 | 11 | 13 | 64 | 37 | 4 | 19 | 21 | 15 | 48 |
| 20 Prizren | 146 | 5 | 1 | 22 | - | 1 | 6 | 41 | 12 | 27 | 3 | 1 | - | 6 | 4 | - | 1 | 1 | 5 | 10 |
| 21 Skenderaj | 69 | 34 | - | 9 | - | - | 5 | 8 | 2 | 3 | 1 | 2 | - | - | 1 | - | - | 1 | 1 | 2 |
| 22 Shtime | 26 | 5 | - | 2 | - | - | 1 | 8 | - | 5 | 1 | - | - | - | - | - | - | 1 | - | 3 |
| 23 Shtërpce | 8 | 2 | - | 2 | - | - | - | 1 | - | 2 | - | - | - | 1 | - | - | - | - | - | - |
| 24 Suharekë | 66 | 10 | - | 3 | - | - | 10 | 10 | 3 | 1 | - | 1 | 1 | 4 | 2 | 2 | - | - | 8 | 11 |
| 25 Ferizaj | 207 | 13 | - | 30 | - | 2 | 16 | 50 | 12 | 18 | 7 | - | - | 7 | 6 | 1 | 4 | 5 | 13 | 23 |
| 26 Viti | 48 | 11 | - | 6 | - | - | 5 | 11 | 11 | 2 | 1 | - | - | 1 | - | - | - | - | - | - |
| 27 Vushtrri | 78 | 18 | - | 12 | - | - | 5 | 16 | 6 | 7 | - | 2 | - | - | 4 | - | - | - | 2 | 6 |
| 28 Zubin Potok | 3 | 1 | - | - | - | - | 1 | - | 1 | - | - | - | - | - | - | - | - | - | - | - |
| 29 Zveçan | 8 | 2 | - | 2 | - | - | - | 2 | - | 1 | - | - | - | - | - | - | - | - | - | 1 |
| 30 Malishevë | 31 | 12 | - | 1 | - | 1 | 4 | 4 | 2 | - | 1 | - | - | 3 | 1 | - | 1 | - | - | 1 |
| 31 Juniku | 0 | - | - | - | - | - | - | - | - | - | - | - | - | - | - | - | - | - | - | - |
| 32 Mamushë | 17 | 13 | - | - | - | - | - | 1 | - | 1 | 1 | 1 | - | - | - | - | - | - | - | - |
| 33 Hani i Elezit | 5 | - | - | 2 | - | - | - | 1 | 1 | 1 | - | - | - | - | - | - | - | - | - | - |
| 34 Graçanica | 29 | 2 | - | 3 | - | - | 2 | 12 | 3 | 4 | - | - | - | 1 | - | - | - | - | - | 2 |
| 35 Ranillug | 2 | - | - | - | - | - | - | 1 | 1 | - | - | - | - | - | - | - | - | - | - | - |
| 36 Partesh | 7 | 3 | - | - | - | - | 1 | - | - | 1 | - | - | - | - | - | - | - | - | - | 2 |
| 37 Kllokot | 6 | 2 | - | - | - | - | - | 3 | - | - | - | - | - | 1 | - | - | - | - | - | - |
| 38 Northern Mitrovica | 21 | 1 | - | 6 | - | - | - | 6 | 1 | - | - | - | - | 2 | - | - | - | 1 | - | 4 |

Graph 5. The structure of registered enterprises according to municipalities in Q3 2016



6 Registered individual and non-individual enterprises

Table 6. Number of registered individual enterprises according to municipality and section of economic activity in Q3 2016

| Municipality | Section of economic activity | | | | | | | | | | | | | | | | | | | |
|-----------------------|------------------------------|-----------------------------------|----------------------|---------------|--|---|--------------|---|-----------------------|--------------------------------------|-------------------------------|------------------------------------|------------------------|---|---------------------------------------|--|-----------|---|-----------------------------------|--------------------------------|
| | | Agriculture, forestry and fishing | Mining and quarrying | Manufacturing | Supply of electricity, gas, steam and air conditioning | Water supply, sewerage, waste management and land revitalization activities | Construction | Wholesale and retail trade, repair of motor vehicles, motorcycles | Transport and storage | Accommodation and service activities | Information and communication | Financial and insurance activities | Real estate activities | Professional, scientific and technical activities | Administrative and support activities | Public administration and defense, compulsory social insurance | Education | Human health and social work activities | Art, entertainment and recreation | Aktivitetë të shërbimeve tjera |
| | Code and name | Total | A | B | C | D | E | F | G | H | I | J | K | L | M | N | O | P | Q | R |
| | 1553 | 312 | 2 | 166 | 0 | 23 | 99 | 305 | 91 | 162 | 40 | 16 | 6 | 42 | 31 | 1 | 11 | 23 | 56 | 167 |
| 01 Deçan | 43 | 7 | - | 6 | - | - | 4 | 13 | - | 8 | 1 | - | - | - | 2 | - | - | - | 1 | 1 |
| 02 Gjakovë | 73 | 6 | 1 | 10 | - | - | 8 | 15 | 1 | 6 | 1 | 1 | - | 2 | 2 | - | 3 | 1 | 7 | 9 |
| 03 Glogoc | 39 | 12 | - | 2 | - | - | 6 | 8 | - | 2 | 3 | - | - | 1 | - | - | - | - | 2 | 3 |
| 04 Gjilan | 82 | 7 | - | 5 | - | - | 7 | 13 | 12 | 11 | 3 | 1 | - | 1 | 1 | - | - | 4 | 3 | 14 |
| 05 Dragash | 16 | 2 | - | 2 | - | - | - | 3 | - | 4 | - | - | - | 1 | 1 | - | - | - | 2 | 1 |
| 06 Istog | 45 | 29 | - | 5 | - | - | 3 | 3 | 1 | - | 1 | - | - | 1 | 1 | - | - | - | - | 1 |
| 07 Kaçanik | 29 | 8 | - | 3 | - | - | 3 | 6 | - | 2 | 2 | - | - | - | - | - | - | - | 1 | 4 |
| 08 Klinë | 26 | 8 | - | 3 | - | - | 3 | 3 | 1 | 4 | - | 1 | - | - | 2 | - | - | - | 1 | - |
| 09 F.Kosovë | 35 | 4 | - | 4 | - | - | 3 | 9 | 7 | 4 | - | 1 | - | 1 | 1 | - | - | - | - | 1 |
| 10 Kamenicë | 20 | 6 | - | 2 | - | - | 2 | 1 | 4 | 1 | - | - | - | 1 | - | - | - | 1 | - | 2 |
| 11 Mitrovicë | 61 | 12 | - | 7 | - | - | - | 15 | 5 | 6 | - | - | - | 3 | - | - | - | 2 | 2 | 9 |
| 12 Leposaviq | 7 | 2 | - | 2 | - | - | - | 1 | 1 | - | - | - | - | - | - | - | - | - | - | 1 |
| 13 Lipjan | 38 | 11 | - | 4 | - | 1 | 1 | 8 | 2 | 4 | 3 | 1 | - | - | 1 | - | - | - | 1 | 1 |
| 14 Novobërdë | 9 | 4 | - | - | - | - | - | 1 | - | 1 | - | 1 | 1 | 1 | - | - | - | - | - | - |
| 15 Obiliq | 12 | 4 | - | - | - | - | - | 4 | - | 1 | 2 | - | - | 1 | - | - | - | - | - | - |
| 16 Rahovec | 51 | 18 | - | 6 | - | - | 1 | 11 | 2 | 5 | 3 | - | - | 2 | - | - | - | - | 1 | 2 |
| 17 Pejë | 119 | 6 | - | 10 | - | 18 | 9 | 32 | 4 | 15 | 1 | - | - | 2 | 3 | - | 2 | 2 | 3 | 12 |
| 18 Podujevë | 60 | 22 | - | 3 | - | 1 | 4 | 7 | 4 | 5 | - | 2 | - | - | - | - | - | - | 1 | 11 |
| 19 Prishtinë | 207 | 23 | - | 22 | - | - | 8 | 38 | 5 | 22 | 10 | 3 | 5 | 11 | 10 | - | 4 | 8 | 5 | 33 |
| 20 Prizren | 106 | 4 | 1 | 17 | - | - | 2 | 29 | 8 | 22 | 2 | 1 | - | 3 | 1 | - | - | 1 | 5 | 10 |
| 21 Skenderaj | 57 | 31 | - | 7 | - | - | 4 | 5 | 1 | 3 | - | 1 | - | - | 1 | - | - | 1 | 1 | 2 |
| 22 Shtime | 18 | 5 | - | 1 | - | - | 1 | 4 | - | 3 | 1 | - | - | - | - | - | - | - | - | 3 |
| 23 Shtërpce | 5 | - | - | 1 | - | - | - | 1 | - | 2 | - | - | - | 1 | - | - | - | - | - | - |
| 24 Suharekë | 47 | 9 | - | 2 | - | - | 4 | 7 | 2 | 1 | - | - | - | 2 | 1 | 1 | - | - | 7 | 11 |
| 25 Ferizaj | 142 | 11 | - | 20 | - | 2 | 14 | 25 | 9 | 16 | 4 | - | - | 4 | 2 | - | 1 | 2 | 11 | 21 |
| 26 Viti | 39 | 10 | - | 3 | - | - | 4 | 8 | 11 | 2 | 1 | - | - | - | - | - | - | - | - | - |
| 27 Vushtrri | 68 | 17 | - | 10 | - | - | 5 | 12 | 6 | 6 | - | 2 | - | - | 2 | - | - | - | 2 | 6 |
| 28 Zubin Potok | 2 | 1 | - | - | - | - | - | - | 1 | - | - | - | - | - | - | - | - | - | - | - |
| 29 Zveçan | 8 | 2 | - | 2 | - | - | - | 2 | - | 1 | - | - | - | - | - | - | - | - | - | 1 |
| 30 Malishevë | 25 | 12 | - | - | - | 1 | 2 | 4 | 2 | - | 1 | - | - | 1 | - | - | 1 | - | - | 1 |
| 31 Juniku | 0 | - | - | - | - | - | - | - | - | - | - | - | - | - | - | - | - | - | - | - |
| 32 Mamushë | 15 | 12 | - | - | - | - | - | - | - | 1 | 1 | 1 | - | - | - | - | - | - | - | - |
| 33 Hani i Elezit | 1 | - | - | - | - | - | - | - | - | 1 | - | - | - | - | - | - | - | - | - | - |
| 34 Graçanicë | 16 | 1 | - | 2 | - | - | - | 9 | 1 | 2 | - | - | - | - | - | - | - | - | - | 1 |
| 35 Ranillug | 2 | - | - | - | - | - | - | 1 | 1 | - | - | - | - | - | - | - | - | - | - | - |
| 36 Partesh | 7 | 3 | - | - | - | - | 1 | - | - | 1 | - | - | - | - | - | - | - | - | - | 2 |
| 37 Kllkot | 4 | 2 | - | - | - | - | - | 1 | - | - | - | - | - | 1 | - | - | - | - | - | - |
| 38 Northern Mitrovica | 19 | 1 | - | 5 | - | - | - | 6 | - | - | - | - | - | 2 | - | - | - | 1 | - | 4 |

Table 7. The number of registered non-individual enterprises according to municipality and section of economic activity in Q3 2016

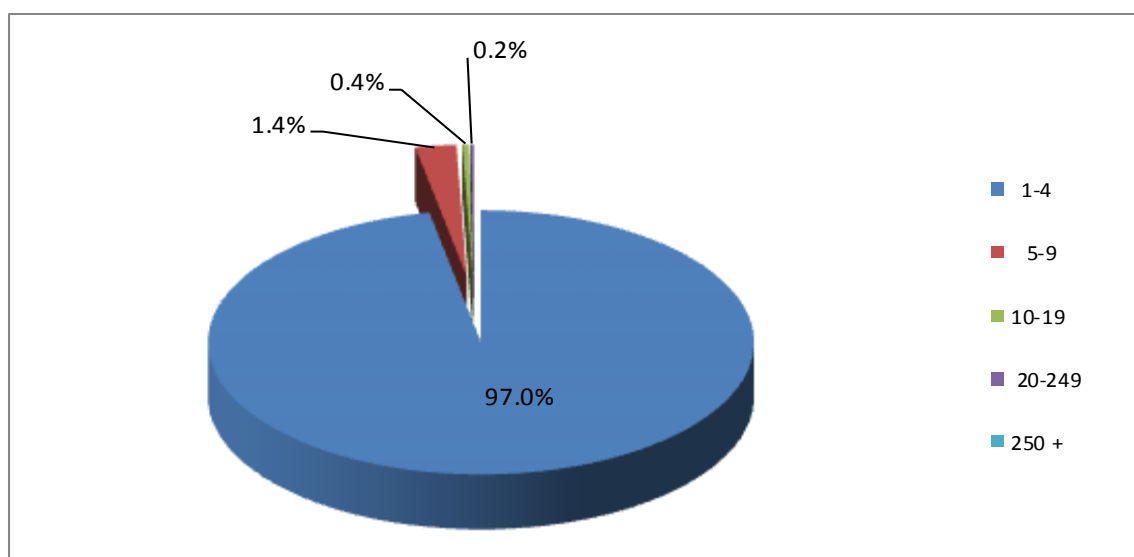
| Municipality | Section of economic activity | | | | | | | | | | | | | | | | | | | |
|-----------------------|-----------------------------------|----------------------|---------------|--|---|--------------|---|-----------------------|--------------------------------------|-------------------------------|------------------------------------|------------------------|---|---------------------------------------|--|-----------|---|-----------------------------------|---------------------------------|-----------|
| | Agriculture, forestry and fishing | Mining and quarrying | Manufacturing | Supply of electricity, gas, steam and air conditioning | Water supply, sewerage, waste management and land revitalization activities | Construction | Wholesale and retail trade, repair of motor vehicles, motorcycles | Transport and storage | Accommodation and service activities | Information and communication | Financial and insurance activities | Real estate activities | Professional, scientific and technical activities | Administrative and support activities | Public administration and defense, compulsory social insurance | Education | Human health and social work activities | Art, entertainment and recreation | Aktivitetet të shërbimeve tjera | |
| Code and name | Total | A | B | C | D | E | F | G | H | I | J | K | L | M | N | O | P | Q | R | S |
| | 923 | 60 | 4 | 92 | 9 | 3 | 95 | 247 | 34 | 70 | 65 | 12 | 9 | 80 | 50 | 7 | 20 | 23 | 21 | 22 |
| 01 Deçan | 5 | 2 | - | - | - | - | - | 1 | 1 | 1 | - | - | - | - | - | - | - | - | - | - |
| 02 Gjakovë | 10 | - | - | 5 | - | - | 2 | 1 | - | - | - | - | - | - | - | - | 1 | 1 | - | - |
| 03 Glogoc | 12 | 2 | - | - | - | - | 4 | 5 | - | - | 1 | - | - | - | - | - | - | - | - | - |
| 04 Gjilan | 68 | 3 | - | 8 | - | - | 5 | 19 | 1 | 12 | 4 | - | - | 6 | 2 | 1 | - | 3 | 2 | 2 |
| 05 Dragash | 2 | 1 | - | - | - | - | - | - | - | - | 1 | - | - | - | - | - | - | - | - | - |
| 06 Istog | 9 | 5 | - | - | - | - | 2 | - | - | 1 | - | - | - | - | 1 | - | - | - | - | - |
| 07 Kaçanik | 4 | - | 1 | 2 | - | - | - | 1 | - | - | - | - | - | - | - | - | - | - | - | - |
| 08 Klinë | 9 | - | - | 2 | - | - | 1 | 2 | 2 | - | - | - | - | 1 | 1 | - | - | - | - | - |
| 09 F.Kosovë | 33 | 1 | - | 1 | - | - | 5 | 16 | 2 | 2 | 1 | - | - | 1 | 3 | - | - | 1 | - | - |
| 10 Kamenicë | 7 | 5 | - | - | - | - | - | - | - | 1 | - | 1 | - | - | - | - | - | - | - | - |
| 11 Mitrovicë | 25 | - | - | 3 | - | 1 | 8 | 4 | - | 1 | 5 | - | - | 1 | 1 | - | - | 1 | - | - |
| 12 Leposaviq | 1 | - | - | - | - | - | - | 1 | - | - | - | - | - | - | - | - | - | - | - | - |
| 13 Lipjan | 28 | 2 | 1 | 1 | 1 | - | 6 | 7 | 3 | 1 | - | - | - | 2 | 1 | - | - | - | 3 | - |
| 14 Novobërdë | 2 | 2 | - | - | - | - | - | - | - | - | - | - | - | - | - | - | - | - | - | - |
| 15 Obiliq | 17 | 3 | 1 | - | - | - | 1 | 6 | 1 | 2 | 2 | - | - | - | - | - | - | - | 1 | - |
| 16 Rahovec | 8 | - | - | 3 | 1 | - | 1 | 2 | - | - | 1 | - | - | - | - | - | - | - | - | - |
| 17 Pejë | 45 | 3 | - | 6 | - | - | 5 | 12 | - | 4 | 4 | 1 | - | 4 | 2 | - | - | - | 2 | 2 |
| 18 Podujevë | 15 | 4 | - | 3 | - | - | 3 | 3 | - | 1 | - | - | - | - | 1 | - | - | - | - | - |
| 19 Prishtinë | 427 | 14 | 1 | 28 | 7 | 1 | 33 | 106 | 11 | 32 | 41 | 8 | 8 | 53 | 27 | 4 | 15 | 13 | 10 | 15 |
| 20 Prizren | 40 | 1 | - | 5 | - | 1 | 4 | 12 | 4 | 5 | 1 | - | - | 3 | 3 | - | 1 | - | - | - |
| 21 Skenderaj | 12 | 3 | - | 2 | - | - | 1 | 3 | 1 | - | 1 | 1 | - | - | - | - | - | - | - | - |
| 22 Shtime | 8 | - | - | 1 | - | - | - | 4 | - | 2 | - | - | - | - | - | - | - | 1 | - | - |
| 23 Shtërpce | 3 | 2 | - | 1 | - | - | - | - | - | - | - | - | - | - | - | - | - | - | - | - |
| 24 Suharekë | 19 | 1 | - | 1 | - | - | 6 | 3 | 1 | - | - | 1 | 1 | 2 | 1 | 1 | - | - | 1 | - |
| 25 Ferizaj | 65 | 2 | - | 10 | - | - | 2 | 25 | 3 | 2 | 3 | - | - | 3 | 4 | 1 | 3 | 3 | 2 | 2 |
| 26 Viti | 9 | 1 | - | 3 | - | - | 1 | 3 | - | - | - | - | - | 1 | - | - | - | - | - | - |
| 27 Vushtrri | 10 | 1 | - | 2 | - | - | - | 4 | - | 1 | - | - | - | - | 2 | - | - | - | - | - |
| 28 Zubin Potok | 1 | - | - | - | - | - | 1 | - | - | - | - | - | - | - | - | - | - | - | - | - |
| 29 Zveçan | - | - | - | - | - | - | - | - | - | - | - | - | - | - | - | - | - | - | - | - |
| 30 Malishevë | 6 | - | - | 1 | - | - | 2 | - | - | - | - | - | - | 2 | 1 | - | - | - | - | - |
| 31 Juniku | 0 | - | - | - | - | - | - | - | - | - | - | - | - | - | - | - | - | - | - | - |
| 32 Mamushë | 2 | 1 | - | - | - | - | - | 1 | - | - | - | - | - | - | - | - | - | - | - | - |
| 33 Hani i Elezit | 4 | - | - | 2 | - | - | - | 1 | 1 | - | - | - | - | - | - | - | - | - | - | - |
| 34 Graçanicë | 13 | 1 | - | 1 | - | - | 2 | 3 | 2 | 2 | - | - | - | 1 | - | - | - | - | - | 1 |
| 35 Ranillug | - | - | - | - | - | - | - | - | - | - | - | - | - | - | - | - | - | - | - | - |
| 36 Partesh | - | - | - | - | - | - | - | - | - | - | - | - | - | - | - | - | - | - | - | - |
| 37 Klokot | 2 | - | - | - | - | - | - | 2 | - | - | - | - | - | - | - | - | - | - | - | - |
| 38 Northern Mitrovica | 2 | - | - | 1 | - | - | - | - | 1 | - | - | - | - | - | - | - | - | - | - | - |

7 Registered enterprises according to economic section and the number of employees

Table 8. Number of registered enterprises according to section of economic activity and the number of employees in Q3 2016

| Section of economic activity | Total | Category of number of employees | | | | |
|--|-------------|---------------------------------|-----------|-----------|----------|----------|
| | | 1-4 | 5-9 | 10-19 | 20-249 | 250 + |
| Total | 2476 | 2401 | 60 | 10 | 5 | - |
| <i>A</i> Agriculture, forestry and fishing | 372 | 364 | 8 | - | - | - |
| <i>B</i> Mining and quarrying | 6 | 6 | - | - | - | - |
| <i>C</i> Manufacturing | 258 | 247 | 8 | - | 3 | - |
| <i>D</i> Supply of electricity, gas, steam and air conditioning | 9 | 9 | - | - | - | - |
| <i>E</i> Water supply, sewerage, waste management and land revitalization activities | 26 | 25 | - | 1 | - | - |
| <i>F</i> Construction | 194 | 189 | 4 | 1 | - | - |
| <i>G</i> Wholesale and retail trade, repair of motor vehicles, motorcycles | 552 | 538 | 13 | - | 1 | - |
| <i>H</i> Transport and storage | 125 | 121 | 4 | - | - | - |
| <i>I</i> Accommodation and food service activities .. | 232 | 218 | 11 | 3 | - | - |
| <i>J</i> Information and communication | 105 | 99 | 4 | 1 | 1 | - |
| <i>K</i> Financial and insurance activities | 28 | 24 | 4 | - | - | - |
| <i>L</i> Real estate activities | 15 | 15 | - | - | - | - |
| <i>M</i> Professional, scientific and technical activities | 122 | 121 | 1 | - | - | - |
| <i>N</i> Administrative and support activities | 81 | 76 | 2 | 3 | - | - |
| <i>O</i> Public administration and defense | 8 | 8 | - | - | - | - |
| <i>P</i> Education | 31 | 31 | - | - | - | - |
| <i>Q</i> Human health and social work activities | 46 | 45 | 1 | - | - | - |
| <i>R</i> Art, entertainment and recreation | 77 | 76 | - | 1 | - | - |
| <i>S</i> Other service activities | 189 | 189 | - | - | - | - |

Graph 6. The structure of registered enterprises according to category of number of employees in Q3 2016

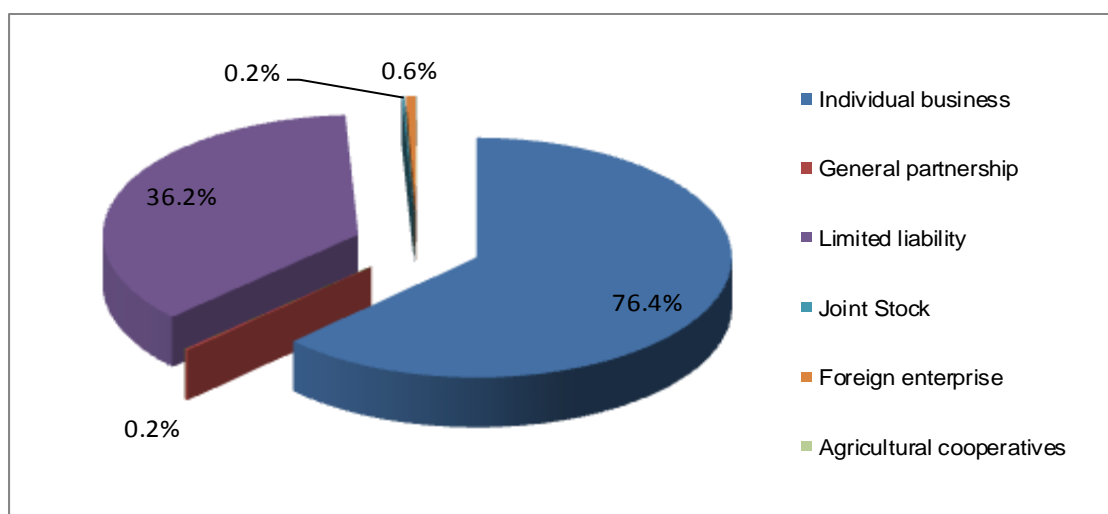


8 Registered enterprises according to legal form

Table 9. Number of registered enterprises according to section of economic activity and legal form of organization in Q3 2016

| Section of economic activity | Legal form of organization | | | | | | | | | | |
|---|----------------------------|---------------------|---------------------|---------------------|-------------------|-------------|--------------------|-------------------|-------------------|---------------------------|--|
| | Total | Individual business | General partnership | Limited partnership | Limited liability | Joint Stock | Foreign enterprise | Social enterprise | Public enterprise | Agricultural cooperatives | Other enterprise under the jurisdiction of KTA |
| Total | 2476 | 1553 | 6 | - | 897 | 4 | 15 | - | - | 1 | - |
| A Agriculture, forestry and fishing | 372 | 312 | - | - | 58 | - | 1 | - | - | 1 | - |
| B Mining and quarrying | 6 | 2 | - | - | 4 | - | - | - | - | - | - |
| C Manufacturing | 258 | 166 | 1 | - | 88 | - | 3 | - | - | - | - |
| D Supply of electricity, gas, steam and air conditioning | 9 | - | - | - | 8 | - | 1 | - | - | - | - |
| E Water supply, sewerage, waste management and land revitalization activities | 26 | 23 | - | - | 3 | - | - | - | - | - | - |
| F Construction | 194 | 99 | - | - | 91 | 1 | 3 | - | - | - | - |
| G Wholesale and retail trade, repair of motor vehicles, motorcycles | 552 | 305 | - | - | 245 | - | 2 | - | - | - | - |
| H Transport and storage | 125 | 91 | - | - | 33 | - | 1 | - | - | - | - |
| I Accommodation and food service activities .. | 232 | 162 | 2 | - | 68 | - | - | - | - | - | - |
| J Information and communication | 105 | 40 | - | - | 65 | - | - | - | - | - | - |
| K Financial and insurance activities | 28 | 16 | - | - | 11 | 1 | - | - | - | - | - |
| L Real estate activities | 15 | 6 | - | - | 9 | - | - | - | - | - | - |
| M Professional, scientific and technical activities | 122 | 42 | - | - | 76 | - | 4 | - | - | - | - |
| N Administrative and support activities | 81 | 31 | - | - | 49 | 1 | - | - | - | - | - |
| O Public administration and defense | 8 | 1 | - | - | 7 | - | - | - | - | - | - |
| P Education | 31 | 11 | - | - | 20 | - | - | - | - | - | - |
| Q Human health and social work activities | 46 | 23 | - | - | 23 | - | - | - | - | - | - |
| R Art, entertainment and recreation | 77 | 56 | 1 | - | 19 | 1 | - | - | - | - | - |
| S Other service activities | 189 | 167 | 2 | - | 20 | - | - | - | - | - | - |

Graph 7. Registered enterprises according to legal form of organization in Q3 2016

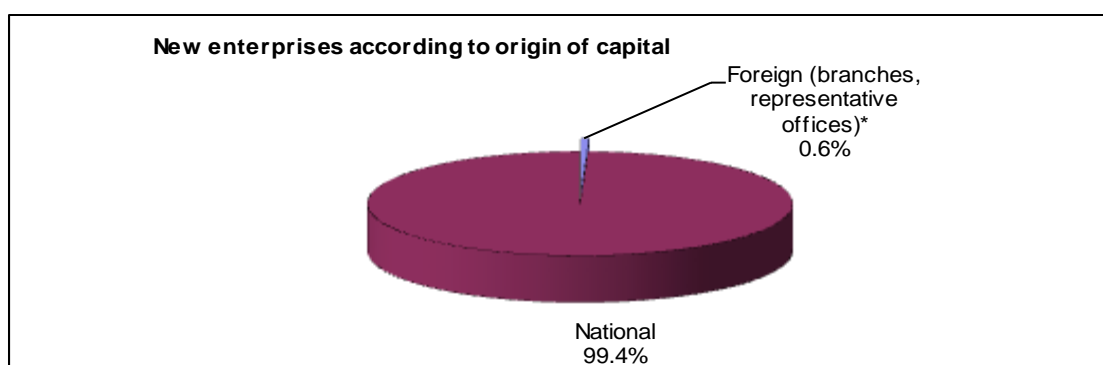


9 Registered enterprises according to origin of capital

Table 10. Number of registered enterprises according to origin of capital in Q3 2016

| Category of number of employees | Total | | Foreign (branches, representative offices)* | | National | |
|---------------------------------|--------|------------|---|------------|----------|------------|
| | Number | Percentage | Number | Percentage | Number | Percentage |
| | 2476 | 100% | 15 | 100.0% | 2461 | 100% |
| 1-4 | 2401 | 97.0% | 14 | 93.3% | 2387 | 97.0% |
| 5-9 | 60 | 2.4% | 1 | 6.7% | 59 | 2.4% |
| 10-19 | 10 | 0.4% | - | - | 10 | 0.4% |
| 20-249 | 5 | 0.2% | - | - | 5 | 0.2% |
| 250+ | - | 0.0% | - | - | - | 0.0% |

Graph 8. The structure of registered enterprises according to origin of capital in Q3 2016

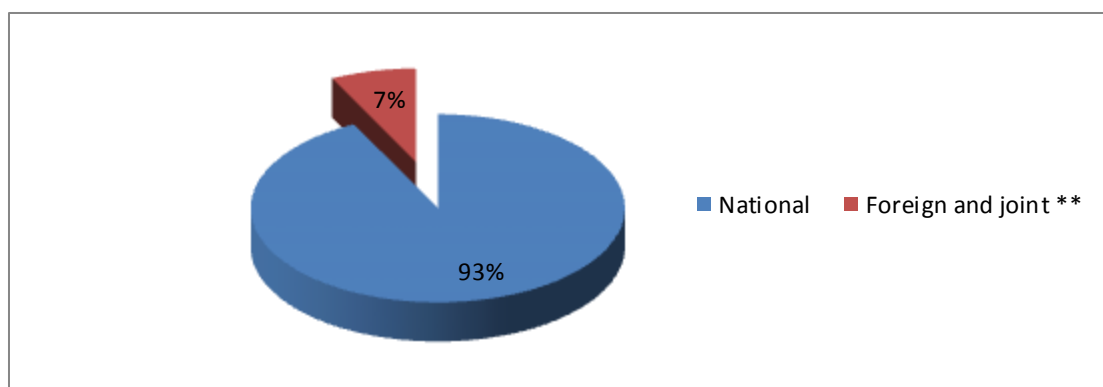


Note: The sign "" indicates that we are dealing only with foreign enterprises defined in page 8 (Foreign companies, KARB), and the data are only for Q3 2016 as in previous publications.*

Table 11. The number of registered enterprises according to ownership in Q3 2016

| Period | Total | National | Foreign and joint ** | | |
|-----------|-------|----------|----------------------|----------------------------|--------------------|
| | | | Total | Joint (Local + Foreigners) | Foreign (Branches) |
| 2016 - Q3 | 2,476 | 2,292 | 184 | 169 | 15 |

Graph 9. The structure of registered enterprises according to ownership in Q3 2016



*Note: The sign "***" in Table 11 and Graph 9 shows that we are dealing with a broader concept of defining the origin of the capital or ownership (registered enterprises under foreign and joint ownership).*

10 Terminated enterprises

Table 12. The number of terminated enterprises according to municipality and section of economic activity in Q3 2016

| Municipality | Section of economic activity | | | | | | | | | | | | | | | | | | | |
|-----------------------|-----------------------------------|----------------------|---------------|--|--|--------------|---|-----------------------|--------------------------------------|-------------------------------|------------------------------------|------------------------|---|---------------------------------------|--|-----------|---|-----------------------------------|--------------------------|-----------|
| | Agriculture, forestry and fishing | Mining and quarrying | Manufacturing | Supply of electricity, gas, steam and air conditioning | Water supply, sewerage, waste management and land revitalization | Construction | Wholesale and retail trade, repair of motor vehicles, motorcycles | Transport and storage | Accommodation and service activities | Information and communication | Financial and insurance activities | Real estate activities | Professional, scientific and technical activities | Administrative and support activities | Public administration and defense, compulsory social insurance | Education | Human health and social work activities | Art, entertainment and recreation | Other service activities | |
| Code and name | Total | A | B | C | D | E | F | G | H | I | J | K | L | M | N | O | P | Q | R | S |
| | 473 | 19 | 4 | 40 | - | 1 | 41 | 169 | 51 | 54 | 16 | 4 | 2 | 18 | 6 | - | 9 | 6 | 9 | 24 |
| 01 Deçan | 12 | 2 | - | 3 | - | - | 1 | 3 | 1 | - | 1 | - | - | - | - | - | - | - | - | 1 |
| 02 Gjakovë | 30 | 1 | 1 | 5 | - | - | 2 | 10 | 2 | 2 | 1 | - | - | 1 | - | - | 1 | 1 | 1 | 2 |
| 03 Glogoc | 13 | - | - | - | - | - | 3 | 7 | - | 2 | - | - | - | 1 | - | - | - | - | - | - |
| 04 Gjilan | 11 | - | - | 1 | - | - | 1 | 2 | - | 3 | - | - | - | - | 1 | - | - | 1 | 1 | 1 |
| 05 Dragash | 15 | 1 | - | 2 | - | - | 1 | 6 | 4 | 1 | - | - | - | - | - | - | - | - | - | - |
| 06 Istog | 4 | - | - | 1 | - | - | - | 1 | - | 1 | 1 | - | - | - | - | - | - | - | - | - |
| 07 Kaçanik | 14 | - | - | 5 | - | - | - | 4 | - | - | 1 | - | 1 | 1 | - | - | - | - | - | 2 |
| 08 Klinë | 11 | 1 | - | - | - | - | - | 5 | 1 | 2 | - | - | - | 1 | - | - | - | 1 | - | - |
| 09 F.Kosovë | 12 | - | - | 1 | - | - | 1 | 3 | 5 | 2 | - | - | - | - | - | - | - | - | - | - |
| 10 Kamenicë | 5 | - | - | - | - | - | - | 2 | 2 | - | - | - | - | 1 | - | - | - | - | - | - |
| 11 Mitrovicë | 23 | 1 | - | - | - | - | 4 | 9 | 5 | 1 | - | - | - | 1 | - | - | 2 | - | - | - |
| 12 Leposaviq | 3 | 1 | - | 1 | - | - | - | 1 | - | - | - | - | - | - | - | - | - | - | - | - |
| 13 Lipjan | 11 | - | - | - | - | - | 2 | 7 | 1 | 1 | - | - | - | - | - | - | - | - | - | - |
| 14 Novobërdë | 2 | - | - | 1 | - | - | - | - | 1 | - | - | - | - | - | - | - | - | - | - | - |
| 15 Obiliq | 25 | 2 | 2 | 4 | - | - | 2 | 9 | 2 | 3 | - | - | - | - | - | - | - | - | - | 1 |
| 16 Rahovec | 27 | - | - | 2 | - | - | - | 11 | 6 | 3 | 1 | 1 | - | - | - | - | - | - | - | 3 |
| 17 Pejë | 11 | 1 | - | - | - | - | - | 5 | 2 | 2 | - | - | - | 1 | - | - | - | - | - | - |
| 18 Podujevë | 68 | - | 1 | - | - | 1 | 2 | 31 | 3 | 8 | 3 | 1 | - | 4 | 3 | - | 1 | 2 | 3 | 5 |
| 19 Prishtinë | 49 | - | - | 6 | - | - | 4 | 21 | 1 | 3 | 4 | 1 | - | 4 | - | - | 2 | - | - | 3 |
| 20 Prizren | 9 | - | - | - | - | - | 4 | 1 | 3 | - | - | - | - | - | - | - | - | - | 1 | - |
| 21 Skenderaj | - | - | - | - | - | - | - | - | - | - | - | - | - | - | - | - | - | - | - | - |
| 22 Shtime | 7 | 1 | - | - | - | - | 1 | 1 | 1 | - | 2 | - | - | - | - | - | 1 | - | - | - |
| 23 Shtërpce | 4 | 1 | - | - | - | - | - | 1 | 1 | 1 | - | - | - | - | - | - | - | - | - | - |
| 24 Suharekë | 20 | 2 | - | 1 | - | - | 4 | 2 | 1 | 6 | - | - | - | 2 | - | - | - | - | - | 2 |
| 25 Ferizaj | 38 | 2 | - | 2 | - | - | 6 | 12 | 4 | 6 | 1 | - | - | - | - | - | 1 | - | 2 | 2 |
| 26 Viti | 5 | - | - | 1 | - | - | - | 3 | - | - | - | - | - | - | - | - | - | 1 | - | - |
| 27 Vushtrri | 23 | 1 | - | 1 | - | - | 1 | 7 | 3 | 5 | 1 | - | 1 | 1 | - | - | 1 | - | - | 1 |
| 28 Zubin Potok | - | - | - | - | - | - | - | - | - | - | - | - | - | - | - | - | - | - | - | - |
| 29 Zveçan | 4 | - | - | 2 | - | - | - | 1 | - | - | - | - | - | - | 1 | - | - | - | - | - |
| 30 Malishevë | 7 | - | - | 1 | - | - | - | 1 | 2 | 1 | - | 1 | - | - | 1 | - | - | - | - | - |
| 31 Juniku | 3 | 1 | - | - | - | - | - | 1 | - | 1 | - | - | - | - | - | - | - | - | - | - |
| 32 Mamushë | - | - | - | - | - | - | - | - | - | - | - | - | - | - | - | - | - | - | - | - |
| 33 Hani i Elezit | 2 | - | - | - | - | - | 1 | - | - | - | - | - | - | - | - | - | - | - | 1 | - |
| 34 Graçanica | 2 | 1 | - | - | - | - | 1 | - | - | - | - | - | - | - | - | - | - | - | - | - |
| 35 Ranillug | - | - | - | - | - | - | - | - | - | - | - | - | - | - | - | - | - | - | - | - |
| 36 Partesh | - | - | - | - | - | - | - | - | - | - | - | - | - | - | - | - | - | - | - | - |
| 37 Klokot | - | - | - | - | - | - | - | - | - | - | - | - | - | - | - | - | - | - | - | - |
| 38 Northern Mitrovica | 3 | - | - | - | - | - | - | 2 | - | - | - | - | - | - | - | - | - | - | - | 1 |

Kosovo Agency of Statistics

short description

Kosovo Agency of Statistics is a professional institution which deals with collection, processing and publication of official statistical data. As such acts since 1948 and has passed through several historical stages, structured according to state regulation of those times.

On 2 August 1999, the Agency has resumed his professional work (after nine years of interruption of all statistical series detrimental to the interest of Kosovo), as an independent institution under the Ministry of Public Administration. Since 12.12.2011 the Agency operates in the frames of the Prime Minister's Office. Office is funded by the Kosovo Consolidated Budget, but also by donors for specific projects and for technical professional support.

Kosovo Agency of Statistics acts according to the Law No. 04/L-036 which entered into force on 12.12.2011. Strategic development plan 2009-2013 is the middle term implementation for the development of statistical system in correlation with the European Union statistics (EUROSTAT).

Kosovo Agency of Statistics has this organizational structure: production departments; (Department of Economic statistics and National Accounts, Department of Agriculture and Environment statistics and Department of Social statistics. **Support Departments;** Department of Methodology and Information Technology, Department of Policy Planning, Coordination and Communication, Department of Census and survey and Department of Administration. **Within the Agency we also established Regional Offices;** Gjakove, Gjilan, Mitrovica, Peja, Prizren, Pristina and Ferizaj

In ASK are employed in total 139 workers, of them 104 (74,8 %) at the headquarters of the Agency, while in the Regional Offices, 35 (25,2%), with qualifying structure, 70,5% with university education to 29,5% with secondary education.

We have professional and technical cooperation with all Ministries of the Government of Kosovo, especially with the Ministry of Economy and Finance, Central Bank of Kosovo, with international institutions, EUROSTAT, International Monetary Fund, World Bank, Sweden's SIDA, DFID, UNFPA, UNDP, UNVEF, and with the statistical institutions of the countries in the region.

Kosovo Agency of Statistics almost completely covers the territory of Kosovo, based on the statistical structure of the enumeration areas as the basic unit and sole in the country from which it gets first hand information. All surveys conducted in the field use the extension of the samples in these enumeration areas but also a statistical methodology according to international recommendations. During the collection of statistical data and reports from reporting entities are involved professionals, technicians, administrators, servants of the country offices, field enumerators from regional offices, etc.

We have successfully implemented the project of Population Census, Households and Dwellings in 2011, Census that was not carried out since 1981. Results obtained from the Census will have an important role in compiling the development policies.

The mission of the Agency; to meet the needs of users with qualitative statistical data, objective, in time and space so that users have reliable base to conduct regular analysis in the interest of planning and project development at the municipal and country level. To support government institutions, scientific institutes, research academies, businesses in order to provide proper information for decision-makers and other users in Kosovo

Address: KOSOVO AGENCY OF STATISTICS

Street. "Zenel Salihu", No. 4, 10000 Pristina

- **Telephone:** +381 (0) 38 200 31 129
CEO: +381 (0) 38 200 31 112
- **Fax::** +381 (0) 38 235 033
- **E-mail:** : infoask@rks-gov.net
- **Ueb-page:** <http://ask.rks-gov.net>