



Republika e Kosovës  
Republika Kosova-Republic of Kosovo  
*Qeveria - Vlada - Government*  
Zyra e Kryeministrit -Ured Premijera -Office of the Prime Minister  
*Agjencia e Statistikave të Kosovës - Agencija za Statistike Kosova - Kosovo Agency of Statistics*

## Series 3: Economic Statistics

# Statistical Repertoire of Enterprises in Kosovo (Q1 - 2016)



## Foreword

Kosovo Agency of Statistics (KAS) has prepared publication "**Statistical Repertoire of Enterprises in Kosovo Q1 2016**", on new registered businesses at the Kosovo Business Registration Agency (KBRA) from 01.01.2016 until 31.03.2016 (first quarter of 2016).

Statistical Business Register (SBR) is part of KAS which includes all businesses that conduct economic activity on the territory of the Republic of Kosovo and as such serves for statistical and demographic analysis of businesses, preparation of samples and the establishment of results at the country level for all surveys conducted by businesses. SBR also serves as the main source of information for the calculation of Gross Domestic Product.

SBR is constructed and continuously updated based on two administrative sources of data (KBRA and Tax Administration of Kosovo), as well as from regular statistical surveys carried out by KAS.

Continued demand for statistical information for businesses is on every day basis from different internal or external users of KAS, therefore based on these requirements we have prepared various tables and graphical data.

We believe that this publication will serve as a useful reference base for all users of KAS statistical data, and will serve as useful and relevant economic information for Kosovo.

Comments, remarks, suggestions and proposals regarding this publication are welcome and they can be sent to e-mail: [economic@rks-gov.net](mailto:economic@rks-gov.net)

Statistical Repertoire of Enterprises in Kosovo is a regular quarterly publication.

*NOTE: From September 1, 2014, the nomenclature of economic activities is in the new version NACE Rev. 2, and some previous published data are converted in this version.*

Publication was prepared by:

Ilir T. Berisha – Director of Department  
Hysni Elshani - Head of Sector,  
Muhamet Kastrati - IT specialist for SBR,  
Luljeta Krasniqi –Senior Officer,  
Valdete Navakazi – Senior Officer.

May, 2016

Chief Executive Officer, KAS  
Isa Krasniqi

## List of Abbreviations

**KAS** Kosovo Agency of Statistics

**SBR** Statistical Business Register

**KBRA** Kosovo Business Registration Agency

**TAK** Tax Administration of Kosovo

**MTI** Ministry of Trade and Industry

**GDP** Gross Domestic Product (GDP)

**KPA** Kosovo Privatization Agency

**EC** European Commission

**NEA** Nomenclature of Economic Activities

**NACE Rev. 1** (Nomenclature of Economic Activities EC - 1st version)

**NACE Rev.2** (Nomenclature of Economic Activities EC - 2nd Version)

**SME** Small and Medium Enterprises

**Q1** First Quarter

**Q2** Second Quarter

**Q3** Third Quarter

**Q4** Fourth Quarter

## SYMBOLS

- No occurrence

: Missing data

## Contents

	Page
1.Characteristics of new enterprises in Q1 - 2016.....	5
2.Methodological explanations and definitions.....	6
2.1.Definitions.....	7
2.2.Legal form of organization of business.....	8
3.New and terminated enterprises according to quarters .....	9
4.Enterprises by sector of economic, legal form of organization and the number of employees .....	11
The categorization of enterprises by size and gender .....	12
5.Number of new enterprises by municipality .....	13
6.New individual and non-individual enterprises.....	15
7.New enterprises by sector of economic activity and the number of employees.....	17
8.New enterprises by legal form.....	18
9.New enterprises by origin of capital .....	19
10.Terminated enterprises .....	20



## **1 Characteristics of new enterprises in Q1 - 2016**

In the first quarter of 2016 (Q1 - 2016) were registered a total of 2896 enterprises. Increase by 12.2% of new enterprises is observed compared with the same quarter of the previous year (Q1 - 2015).

Also an increase of new enterprises by 16.8% has occurred when compared to the previous quarter (Q4 - 2015).

Economic activities preferred during this quarter were trade with 820 new enterprises (28.3%), manufacturing with 343 (11.8%), agriculture, forestry and fisheries 261 (9%), construction with 254 (8.8%), accommodation activities and food service with 249 (8.6%), professional, scientific and technical services 183 (6.3%), transport and storage with 151 (5.2%), activities of other services to 134 (4.6%), while other activities participate in smaller scale.

Category of number of employees by 1-4 (workers) composes about 2805 enterprises or 96.9% of new enterprises, category 5-9 with 63 (2.2%), 10-19 with 23 (0.8%), 20-249 with 5 enterprises (0.2%), while in other category (250+) there is no enterprise registered in this quarter.

Regarding the geographical scope of new enterprises at the municipal level, as in every quarter, prevails Prishtina with 671 new enterprises (in percentage 23.2%), Prizren with 211 (7.3%), Ferizaj with 204 (7.0%), Peja 169 (5.8%), Gjilan with 153 (5.3%), Mitrovica with 138 (4.8%), Gjakova with 122 (4.2%), whereas other municipalities have a smaller number of registered enterprises during the quarter.

## 2 Methodological explanations and definitions

Statistical Business Register (SBR) serves for statistical purposes and shall clearly identify the units in order:

- To allow receiving information about them via administrative sources.
- To enable the preparation of samples; coordination of surveys and the aggregation/grouping of results;
- To allow analysis of the demographic population of enterprises and units associated with them.
- Provide input data (input) for the calculation of Gross Domestic Product (GDP).

Statistical Business Register (SBR) - **Includes** all legal entities (enterprises) that exercise economic activity within the territory of Kosovo.

**Does not include:** Public administration, Non-profit Organizations and International Organizations.

### Sources for updating the SBR variables are:

- Administrative
  - o Information from the Kosovo Business Registration Agency
  - o Information from the Tax Administration of Kosovo
- Statistical
  - o Enterprise Structure Survey
  - o Survey about Hotel Service
  - o Collection of Production Prices
  - o Collection of Import Prices

### Main variables in the SBR are grouped by:

- **Identification of variables**
  - o Number of business registration (NBR), name, legal form, ownership, address, communication (phone, fax, email, etc.)
- **Stratified variables**
  - o Main economic activity, size by employees
- **Demographic variables**
  - o Date of registration, date of termination/closure
- **Updated variables are**
  - o Status of activity (active or non-active)
  - o Economic activity of the enterprise (NACE Rev. 1)
  - o Size by employees
  - o Address, and communication variables (telephone, fax, mobile, e-mail)

## 2.1. Definitions

Nomenclature of Economic Activities (NACE), is the four-digit level classification of economic activities exerted in different subjects.

This nomenclature is translation and adaptation of the European Classification of Economic Activities (NACE Rev. 2. In English).

Use of this nomenclature is mandatory since September 1, 2014 in all the institutions of the Republic of Kosovo and based on the regulation No.11/2013 adopted by the Government of the Republic of Kosovo.

The structure of economic activities NACE Rev. 2 consists of 21 sections presented below labeled with letters from A to S.

- A. Agriculture, forestry and fishing
- B. Mining and quarry
- C. Manufacturing
- D. Supply of electricity, gas, steam and air conditioning
- E. Water supply, sewerage, waste management and land revitalization activities
- F. Construction
- G. Wholesale and retail trade, repair of motor vehicles, motorcycles
- H. Transport and storage
- I. Accommodation and food service activities
- J. Information and communication
- K. Financial and insurance activities
- L. Real estate activities
- M. Professional, scientific and technical activities
- N. Administrative and support activities
- O. Public administration and defense
- P. Education
- Q. Human health and social work activities
- R. Arts, entertainment and recreation
- S. Other services activities
- T. Activities of households as employers
- U. Activities of organizations and extra-territorial bodies

Classes of economic activities according to the new nomenclature **NACE Rev. 2** are total of 615 of them, which are encoded by four digit code ranging from 0111 to 9900.



## 2.2. Legal form of organization of business

Definitions applied to legal forms of enterprises under Regulation 2001/16 and Law No. 02/L123 on Trade and Corporation Associations which are applied when registering in the KBRA are as follows:

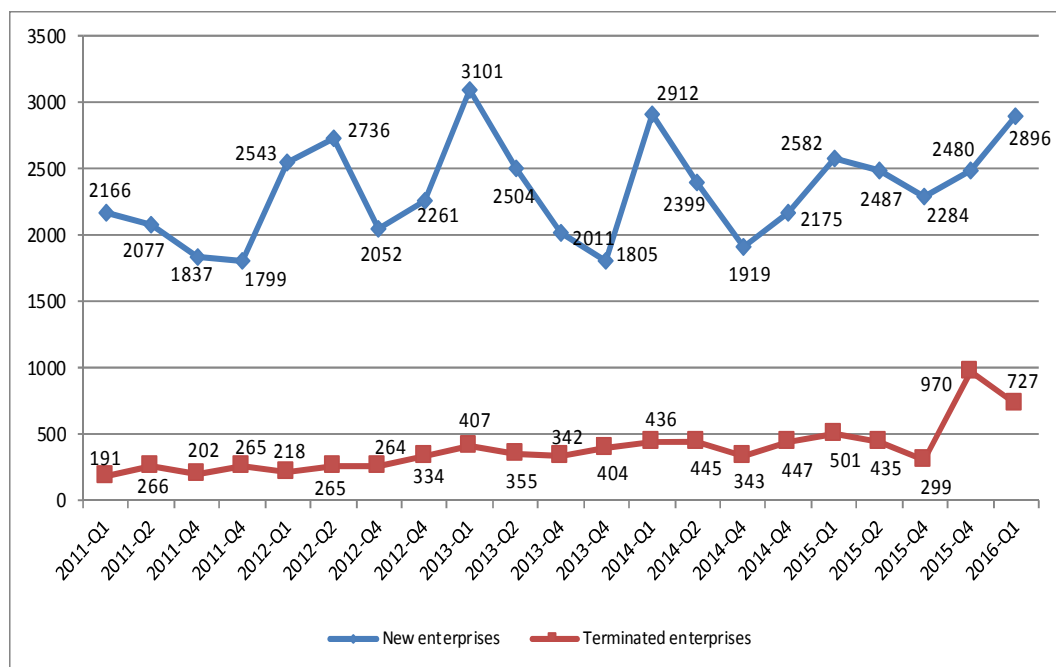
1. **Individual business** - is the **only natural person** who performs economic activities for the purpose of profit and who is registered in the KBRA. In the individual business the owner has unlimited liability for all debts of the company. The company has an official name or includes the surname of the lawful owner
  
2. **General partnership** - The general partnership, all partners jointly respond without restriction for partnership debts. A partnership has a label, which may include the name of one or more partners.
  
3. **Limited partnership** - In limited partnerships, except "unlimited" partners (partners responsible jointly without limitation for the debts of the company) also participate "limited" partners or those responsible for the company's obligations to the limit of the value of their founding contributions/capital.
  
4. **Limited liability enterprises** - Limited liability enterprises are those enterprises that are established by one or several founders, who answer only to the limit of the value of their contribution. Limited liability enterprise has a label, which may include the name of one or more partners.
  
5. **Shareholders** – Shareholders are those whose capital is divided into shares and shareholders respond only to the limit of the value of their contribution. Shareholder enterprise (a joint stock enterprises) can be established by having one or more shareholders.
  
6. **Foreign company** - A foreign company is a business and from the moment of registration is considered a branch in Kosovo that has no identity of legal person. After registration shall enjoy all the rights and obligations established under the applicable law.
  
7. **Social enterprise** - Social enterprise means a legal person that most assets and capital are socially owned. These enterprises until the privatization are monitored and registered by the Kosovo Privatization Agency under the Law Commercial Companies No.02/L-123.
  
8. **Public enterprise** - Public enterprise is the enterprise which carries out activities of general interest which is established by the state. Public enterprise is monitored by the government and organized as a joint stock company in accordance with applicable law on Commercial Companies. All ownership interests in a public company will be represented by shares and these shares will be registered.
  
9. **Agricultural cooperative** - Agricultural cooperative is a business organization created by natural or legal persons who must be farmers who contribute with their private property to the share of capital.
  
10. **Enterprise under the jurisdiction of the KPA** - are ex-social owned enterprises which are now managed and supervised by the KPA (Kosovo Privatization Agency).

### 3 New and terminated enterprises according to quarters

**Table 1. Number of new enterprises by quarter and sector of economic activity.**

Periods		Section of economic activity																		
		Agriculture, forestry and fishing	Mining and quarrying	Production	Supply of electricity, gas, steam and air conditioning	Water supply, sewerage, waste management and land revitalization activities	Construction	Wholesale and retail trade, repair of motor vehicles, motorcycles	Transport and storage	Accommodation and service activities	Information and communication	Financial and insurance activities	Real estate activities	Professional, scientific and technical activities	Administrative and support activities	Public administration and defense, compulsory social insurance	Education	Human health and social work activities	Art, entertainment and recreation	Other service activities
Quarters	Total	A	B	C	D	E	F	G	H	I	J	K	L	M	N	O	P	Q	R	S
2012 - Q1	<b>2528</b>	174	9	239	5	18	268	820	175	243	96	4	9	155	57	7	32	39	48	130
2012 - Q2	<b>2736</b>	218	26	278	3	17	259	809	156	300	82	3	10	190	70	6	24	36	36	213
2012 - Q4	<b>2051</b>	127	9	184	7	12	193	598	140	205	84	6	11	131	48	8	32	34	56	166
2012 - Q4	<b>2261</b>	222	11	201	5	12	224	691	139	207	78	3	7	137	78	4	26	20	54	142
2012 Total	<b>9576</b>	<b>741</b>	<b>55</b>	<b>902</b>	<b>20</b>	<b>59</b>	<b>944</b>	<b>2918</b>	<b>610</b>	<b>955</b>	<b>340</b>	<b>16</b>	<b>37</b>	<b>613</b>	<b>253</b>	<b>25</b>	<b>114</b>	<b>129</b>	<b>194</b>	<b>651</b>
2013 - Q1	<b>3100</b>	301	10	299	9	19	337	867	201	264	104	6	135	169	60	9	32	48	54	176
2013 - Q2	<b>2504</b>	142	7	258	2	14	227	759	107	246	101	4	95	162	65	9	28	43	52	183
2013 - Q4	<b>2011</b>	122	7	163	6	11	201	565	108	240	82	8	15	119	53	6	20	48	63	174
2013 - Q4	<b>1805</b>	188	5	152	5	6	178	543	109	161	70	2	12	135	36	9	18	34	62	80
2013 Total	<b>9420</b>	<b>753</b>	<b>29</b>	<b>872</b>	<b>22</b>	<b>50</b>	<b>943</b>	<b>2734</b>	<b>525</b>	<b>911</b>	<b>357</b>	<b>20</b>	<b>257</b>	<b>585</b>	<b>214</b>	<b>33</b>	<b>98</b>	<b>173</b>	<b>231</b>	<b>613</b>
2014 - Q1	<b>2911</b>	205	10	283	4	13	284	887	181	293	121	12	21	180	77	12	33	50	88	157
2014 - Q2	<b>2399</b>	186	9	283	3	16	207	704	99	282	95	8	10	146	61	11	20	39	55	165
2014 - Q4	<b>1919</b>	115	7	196	3	13	146	574	111	237	61	11	7	97	49	2	18	33	60	179
2014 - Q4	<b>2175</b>	168	6	216	14	9	166	649	143	222	80	12	21	147	65	17	19	51	50	120
2014 Total	<b>9404</b>	<b>674</b>	<b>32</b>	<b>978</b>	<b>24</b>	<b>51</b>	<b>803</b>	<b>2814</b>	<b>534</b>	<b>1034</b>	<b>357</b>	<b>43</b>	<b>59</b>	<b>570</b>	<b>252</b>	<b>42</b>	<b>90</b>	<b>173</b>	<b>253</b>	<b>621</b>
2015 - Q1	<b>2582</b>	255	7	276	8	12	237	784	143	253	104	12	15	144	80	6	20	36	57	133
2015 - Q2	<b>2487</b>	212	12	261	5	13	193	751	142	263	98	15	15	139	76	10	29	67	60	126
2015 - Q4	<b>2284</b>	208	8	239	4	8	160	622	108	256	86	43	19	123	66	3	25	49	68	189
2015 - Q4	<b>2480</b>	270	5	271	13	15	163	746	131	246	80	25	25	175	74	6	35	35	58	107
2015 Total	<b>9833</b>	<b>945</b>	<b>32</b>	<b>1047</b>	<b>30</b>	<b>48</b>	<b>753</b>	<b>2903</b>	<b>524</b>	<b>1018</b>	<b>368</b>	<b>95</b>	<b>74</b>	<b>581</b>	<b>296</b>	<b>25</b>	<b>109</b>	<b>187</b>	<b>243</b>	<b>555</b>
2016 - Q1	<b>2896</b>	261	16	343	12	17	254	820	151	249	108	68	14	183	82	8	40	63	73	134

**Graph 1. The number of new enterprises and those terminated by respective quarters from Q1 2011 to Q1 2016**

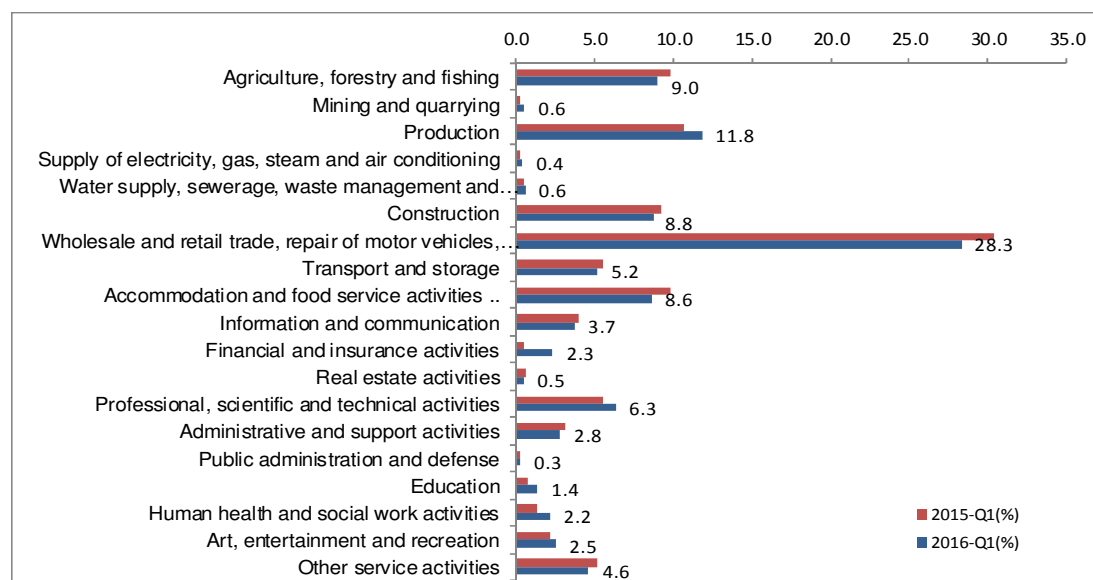


## 4 Enterprises by sector of economic, legal form of organization and the number of employees

**Table 2. The number of new enterprises by sector of economic activity, legal form of organization and the number of employees in Q1 2016**

Section of economic activity	Total	Category of number of employees					
		individual businesses			non-individual		
		Total	1-4	5 +	Total	1-4	5 +
<b>Total</b>	<b>2896</b>	<b>1855</b>	<b>1835</b>	<b>20</b>	<b>1041</b>	<b>970</b>	<b>71</b>
A Agriculture, forestry and fishing	261	211	210	1	50	44	6
B Mining and quarrying	16	4	4	-	12	11	1
C Production	343	220	218	2	123	105	18
D							
Supply of electricity, gas, steam and air conditioning	12	-	-	-	12	10	2
E Water supply, sewerage, waste management and land revitalization activities	17	9	9	-	8	8	-
F Construction	254	133	125	8	121	111	10
G Wholesale and retail trade, repair of motor vehicles, motorcycles	820	513	509	4	307	291	16
H Transport and storage	151	115	115	-	36	35	1
I Accommodation and food service activities ..	249	195	192	3	54	47	7
J Information and communication	108	39	39	-	69	66	3
K Financial and insurance activities	68	59	59	-	9	9	-
L Real estate activities	14	7	7	-	7	7	-
M Professional, scientific and technical activities	183	74	74	-	109	109	-
N Administrative and support activities	82	31	30	1	51	49	2
O Public administration and defense	8	2	2	-	6	3	3
P Education	40	23	23	-	17	16	1
Q Human health and social work activities	63	42	41	1	21	20	1
R Art, entertainment and recreation	73	56	56	-	17	17	-
S Other service activities	134	122	122	-	12	12	-

**Graph 2. New enterprises by sector of economic activity in Q1 2016**

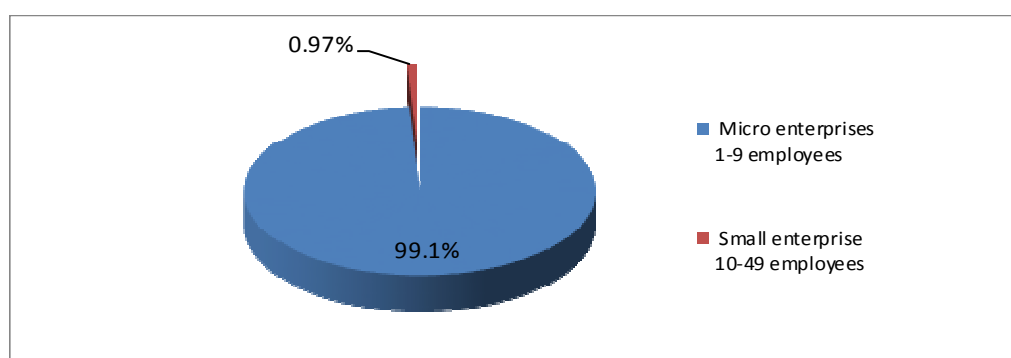


## The categorization of enterprises by size and gender

**Table 3. Number of SMEs for Q1 2016**

Classification	Number of employees	businesses	%
Micro enterprises	1-9 employees	2868	99
Small enterprise	10-49 employees	28	1.0
Medium enterprise	50-249 employees	-	-
Large enterprises	over 250 employees	-	-
<b>Total</b>		2896	100.0

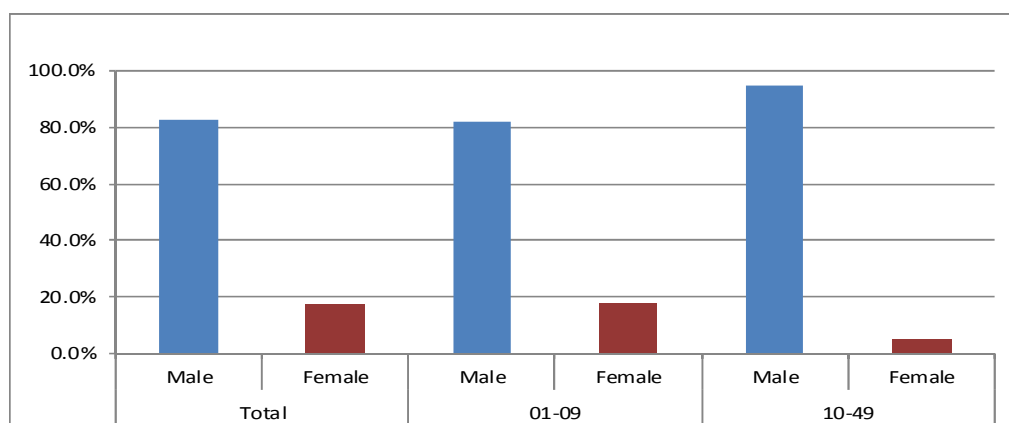
**Graph 3. The structure of enterprises by size for Q1 2016**



**Table 4. The structure of enterprises by gender of owners for 2015**

Structure of enterprises by gender							
Total		01-09		10-49		50+	
Male	Female	Male	Female	Male	Female	Male	Female
82.3%	17.7%	82.2%	17.8%	94.6%	5.4%	-	-

**Graph 4. Graphic presentation of enterprise owners by gender for 2015**

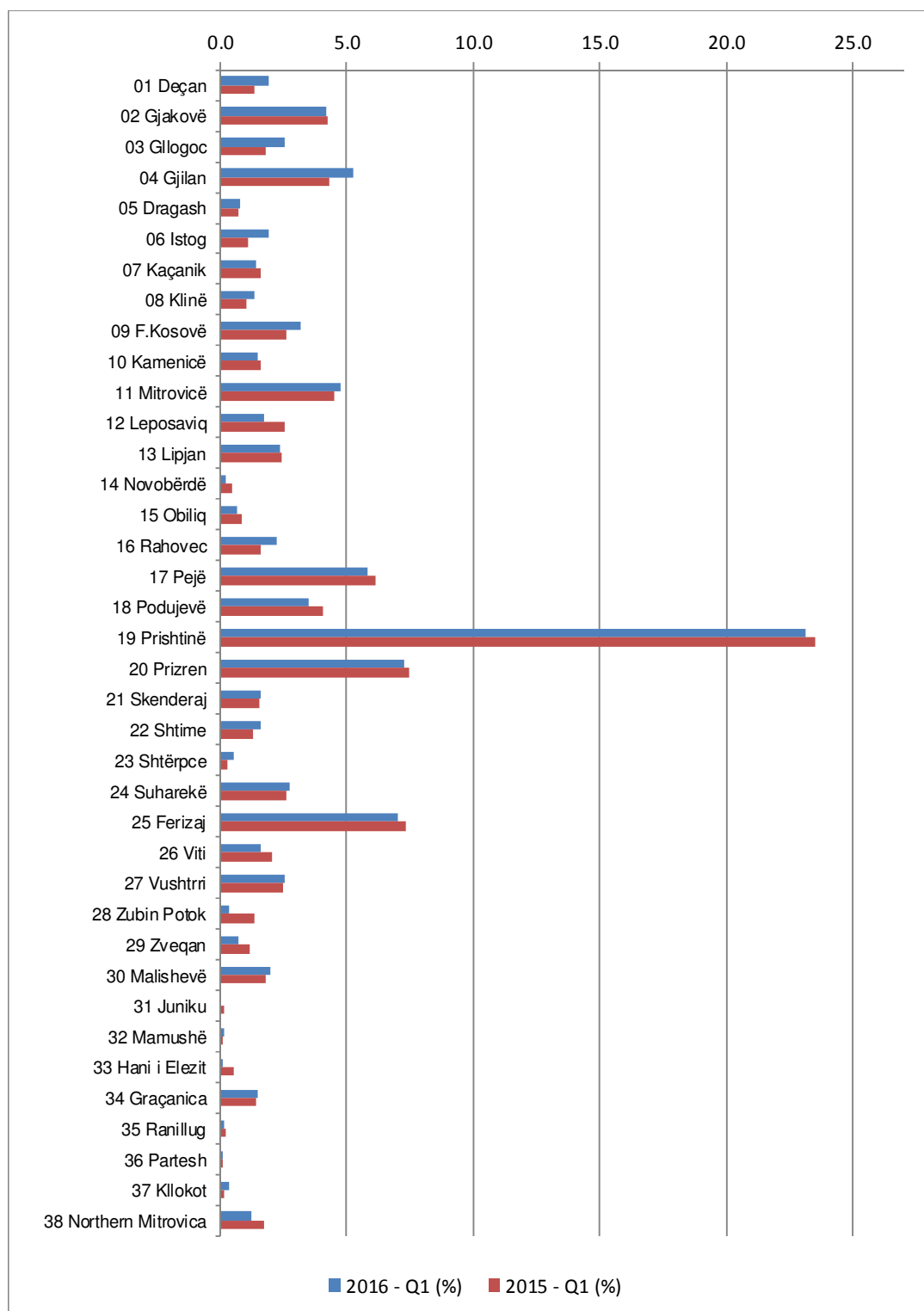


## 5 Number of new enterprises by municipality

**Table 5. Number of new enterprises by municipality and sector of economic activity in Q1 2016**

Municipality	Section of economic activity																			
	Agriculture, forestry and fishing	Mining and quarrying	Production	Supply of electricity, gas, steam and air conditioning	Water supply, sewerage, waste management and land revitalization activities	Construction	Wholesale and retail trade, repair of motor vehicles, motorcycles	Transport and storage	Accommodation and service activities	Information and communication	Financial and insurance activities	Real estate activities	Professional, scientific and technical activities	Administrative and support activities	Public administration and defense, compulsory social insurance	Education	Human health and social work activities	Art, entertainment and recreation	Other service activities	
Code and name	Total	A	B	C	D	E	F	G	H	I	J	K	L	M	N	O	P	Q	R	S
	<b>2896</b>	<b>261</b>	<b>16</b>	<b>343</b>	<b>12</b>	<b>17</b>	<b>254</b>	<b>820</b>	<b>151</b>	<b>249</b>	<b>108</b>	<b>68</b>	<b>14</b>	<b>183</b>	<b>82</b>	<b>8</b>	<b>40</b>	<b>63</b>	<b>73</b>	<b>134</b>
01 Deçan	55	12	2	9	-	-	4	10	2	3	4	3	-	1	1	-	-	1	2	1
02 Gjakovë	122	8	-	20	-	1	11	23	-	21	4	4	-	5	3	1	2	1	6	12
03 Glogoc	74	5	-	14	-	1	16	24	2	6	-	-	1	-	-	-	-	-	-	5
04 Gjilan	153	5	-	20	-	-	13	42	20	12	5	3	1	12	6	-	1	2	7	4
05 Dragash	22	3	-	4	-	-	3	3	-	5	-	1	-	1	-	-	-	-	1	1
06 Istog	56	17	1	12	-	-	5	14	-	1	-	-	1	2	-	-	-	1	1	1
07 Kaçanik	41	6	1	5	-	-	4	13	1	2	2	1	-	2	-	-	1	-	-	3
08 Klinë	39	3	-	6	-	-	5	16	1	5	-	-	-	1	-	-	-	-	2	-
09 F.Kosovë	92	-	-	7	1	2	5	35	12	10	3	-	1	3	4	1	-	1	2	5
10 Kamenicë	42	8	1	4	-	-	5	10	2	5	1	-	-	1	1	-	-	1	1	2
11 Mitrovicë	138	9	-	12	-	1	16	38	13	5	7	4	2	7	9	-	4	4	2	5
12 Leposaviq	50	26	-	8	-	-	-	7	-	4	2	-	-	1	-	-	-	1	-	1
13 Lipjan	68	7	-	8	-	-	13	25	4	2	-	1	-	6	-	-	-	-	-	2
14 Novobërdë	7	1	-	1	-	-	-	2	1	1	-	-	-	1	-	-	-	1	-	-
15 Obiliq	19	-	-	1	-	1	1	12	-	3	-	-	-	-	1	-	-	-	-	-
16 Rahovec	64	11	1	10	-	-	7	14	2	10	-	4	-	-	-	-	-	-	3	2
17 Pejë	169	15	-	22	2	-	15	47	4	12	7	5	-	11	6	1	9	4	5	4
18 Podujevë	101	18	1	7	-	4	7	38	5	7	-	-	-	3	3	-	-	5	1	2
19 Prishtinë	671	26	2	46	4	3	43	184	24	58	56	14	8	95	29	4	9	20	20	26
20 Prizren	211	4	2	27	2	-	13	74	12	19	5	9	-	9	5	-	4	6	3	17
21 Skenderaj	47	10	-	6	-	-	6	11	1	2	-	2	-	2	3	-	-	1	-	3
22 Shtime	46	3	-	3	1	-	5	13	3	6	-	1	-	-	2	-	2	3	-	4
23 Shtërpce	15	3	-	1	-	-	1	3	3	3	-	-	-	-	-	1	-	-	-	-
24 Suharekë	80	5	-	11	2	1	8	23	4	8	1	3	-	6	-	-	-	1	2	5
25 Ferizaj	204	14	3	39	-	-	21	58	16	16	3	4	-	6	5	-	1	6	6	6
26 Viti	46	6	-	7	-	2	5	9	4	1	2	3	-	2	-	-	1	-	2	2
27 Vushtrri	73	13	-	7	-	-	6	20	5	2	3	4	-	3	2	-	2	1	1	4
28 Zubin Potok	10	7	1	-	-	1	1	-	-	-	-	-	-	-	-	-	-	-	-	-
29 Zveçan	20	5	-	4	-	-	2	5	-	1	-	-	-	-	-	-	-	1	-	2
30 Malishevë	58	5	-	6	-	-	7	18	3	6	-	1	-	-	2	-	3	1	1	5
31 Juniku	-	-	-	-	-	-	-	-	-	-	-	-	-	-	-	-	-	-	-	-
32 Mamushë	5	-	-	1	-	-	1	2	-	1	-	-	-	-	-	-	-	-	-	-
33 Hani i Elezit	3	-	-	-	-	-	-	1	1	-	1	-	-	-	-	-	-	-	-	-
34 Graçanica	43	1	-	6	-	-	2	16	4	5	2	1	-	-	-	-	-	-	2	4
35 Ranillug	4	-	-	-	-	-	2	-	-	-	-	-	-	-	-	-	-	-	1	1
36 Partesh	3	-	-	1	-	-	-	-	-	1	-	-	-	-	-	-	-	-	-	1
37 Kllokot	9	3	1	1	-	-	-	2	-	2	-	-	-	-	-	-	-	-	-	-
38 Northern Mitro	36	2	-	8	-	-	1	8	2	4	-	-	-	3	-	-	1	1	2	4

**Graph 5. Structure of new enterprises by municipality in Q1 2016**



## 6 New individual and non-individual enterprises

**Table 6. The number of new individual enterprises by municipality and sector of economic activity in Q1 2016**

Municipality	Section of economic activity																			
	Agriculture, forestry and fishing	Mining and quarrying	Production	Supply of electricity, gas, steam and air conditioning	Water supply, sewerage, waste management and land revitalization activities	Construction	Wholesale and retail trade, repair of motor vehicles, motorcycles	Transport and storage	Accommodation and service activities	Information and communication	Financial and insurance activities	Real estate activities	Professional, scientific and technical activities	Administrative and support activities	Public administration and defense, compulsory social insurance	Education	Human health and social work activities	Art, entertainment and recreation	Other service activities	
Code and name	Total	A	B	C	D	E	F	G	H	I	J	K	L	M	N	O	P	Q	R	S
	<b>1855</b>	<b>211</b>	<b>4</b>	<b>220</b>	<b>-</b>	<b>9</b>	<b>133</b>	<b>513</b>	<b>115</b>	<b>195</b>	<b>39</b>	<b>59</b>	<b>7</b>	<b>74</b>	<b>31</b>	<b>2</b>	<b>23</b>	<b>42</b>	<b>56</b>	<b>122</b>
01 Deçan	51	10	1	9	-	-	4	10	2	2	4	3	-	1	1	-	-	1	2	1
02 Gjakovë	104	6	-	15	-	-	8	20	-	19	2	4	-	5	3	1	2	1	6	12
03 Gllgoc	58	5	-	11	-	1	7	20	2	6	-	-	1	-	-	-	-	-	-	5
04 Gjilan	87	2	-	10	-	-	6	24	17	8	2	3	1	3	1	-	-	2	4	4
05 Dragash	22	3	-	4	-	-	3	3	-	5	-	1	-	1	-	-	-	-	1	1
06 Istog	42	16	1	5	-	-	5	9	-	1	-	-	1	2	-	-	-	1	1	-
07 Kaçanik	36	6	-	5	-	-	3	13	1	2	2	1	-	-	-	-	-	-	-	3
08 Klinë	35	3	-	4	-	-	5	15	-	5	-	-	-	1	-	-	-	-	2	-
09 F.Kosovë	52	-	-	3	-	1	2	15	12	9	2	-	-	-	-	1	-	1	1	5
10 Kamenicë	30	5	-	3	-	-	4	5	2	4	1	-	-	1	1	-	-	1	1	2
11 Mitrovicë	108	8	-	8	-	-	9	32	13	5	3	4	2	4	8	-	3	2	2	5
12 Leposaviq	45	26	-	6	-	-	-	5	-	4	1	-	-	1	-	-	-	1	-	1
13 Lipjan	44	5	-	5	-	-	7	14	2	2	-	1	-	6	-	-	-	-	-	2
14 Novobërdë	3	1	-	-	-	-	-	1	-	1	-	-	-	-	-	-	-	-	-	-
15 Obiliq	8	-	-	1	-	1	-	4	-	2	-	-	-	-	-	-	-	-	-	-
16 Rahovec	52	11	-	7	-	-	5	10	1	10	-	4	-	-	-	-	-	-	3	1
17 Pejë	99	11	-	13	-	-	7	28	1	12	1	5	-	4	1	-	6	3	3	4
18 Podujevë	76	13	-	4	-	4	5	30	4	7	-	-	-	2	-	-	-	4	1	2
19 Prishtinë	239	9	-	22	-	-	4	73	11	30	10	7	2	23	7	-	3	8	14	16
20 Prizren	143	4	-	16	-	-	7	46	7	17	3	8	-	8	2	-	1	6	1	17
21 Skenderaj	38	9	-	3	-	-	5	9	1	2	-	2	-	2	1	-	-	1	-	3
22 Shtime	38	2	-	2	-	-	4	9	3	6	-	1	-	-	2	-	2	3	-	4
23 Shtërpce	12	3	-	1	-	-	-	2	3	3	-	-	-	-	-	-	-	-	-	-
24 Suharekë	62	3	-	11	-	-	5	20	3	6	1	3	-	3	-	-	-	1	1	5
25 Ferizaj	130	11	1	25	-	-	11	35	13	11	2	4	-	1	1	-	-	3	6	6
26 Viti	35	6	-	5	-	2	2	7	4	-	2	2	-	1	-	-	1	-	1	2
27 Vushtrri	62	11	-	6	-	-	6	16	5	1	2	4	-	2	1	-	2	1	1	4
28 Zubin Potok	7	6	1	-	-	-	-	-	-	-	-	-	-	-	-	-	-	-	-	-
29 Zveçan	17	5	-	3	-	-	1	5	-	1	-	-	-	-	-	-	-	-	-	2
30 Malishevë	51	5	-	4	-	-	5	16	3	6	-	1	-	-	2	-	2	1	1	5
31 Juniku	-	-	-	-	-	-	-	-	-	-	-	-	-	-	-	-	-	-	-	-
32 Mamushë	3	-	-	-	-	-	-	2	-	1	-	-	-	-	-	-	-	-	-	-
33 Hani i Elezit	1	-	-	-	-	-	-	1	-	-	-	-	-	-	-	-	-	-	-	-
34 Graçanicë	22	1	-	-	-	-	-	10	3	1	1	1	-	-	-	-	-	-	1	4
35 Ranillug	4	-	-	-	-	-	2	-	-	-	-	-	-	-	-	-	-	-	1	1
36 Partesh	3	-	-	1	-	-	-	-	-	1	-	-	-	-	-	-	-	-	-	1
37 Klokot	6	3	-	1	-	-	-	-	-	2	-	-	-	-	-	-	-	-	-	-
38 Northern Mitrovicë	30	2	-	7	-	-	1	4	2	3	-	-	-	3	-	-	1	1	2	4



**Table 7. The number of new non-individual enterprises by municipality and sector of economic activity in Q1 2016**

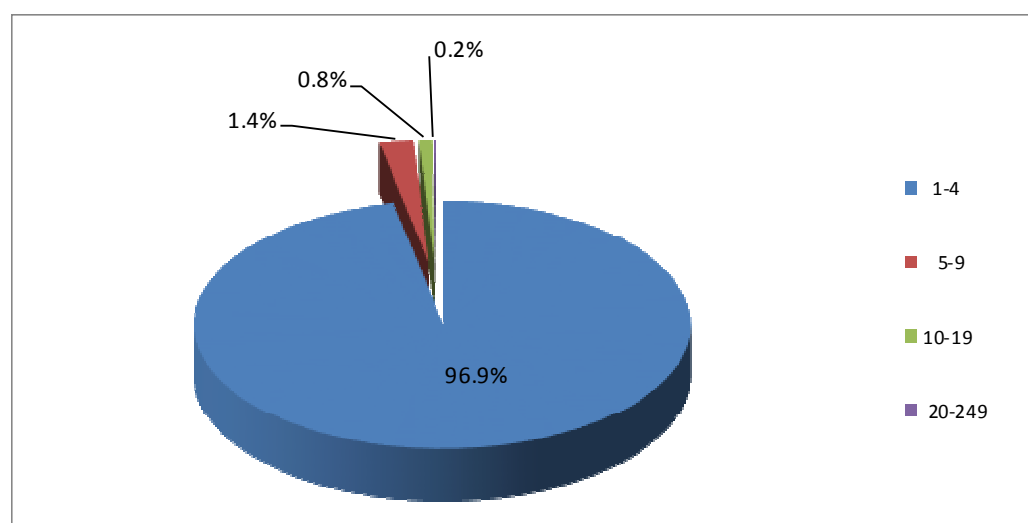
Municipality	Section of economic activity																			
	Agriculture, forestry and fishing	Mining and quarrying	Production	Supply of electricity, gas, steam and air conditioning	Water supply, sewerage, waste management and land revitalization activities	Construction	Wholesale and retail trade, repair of motor vehicles, motorcycles	Transport and storage	Accommodation and service activities	Information and communication	Financial and insurance activities	Real estate activities	Professional, scientific and technical activities	Administrative and support activities	Public administration and defense, compulsory social insurance	Education	Human health and social work activities	Art, entertainment and recreation	Other service activities	
	Total	A	B	C	D	E	F	G	H	I	J	K	L	M	N	O	P	Q	R	S
	<b>1041</b>	<b>50</b>	<b>12</b>	<b>123</b>	<b>12</b>	<b>8</b>	<b>121</b>	<b>307</b>	<b>36</b>	<b>54</b>	<b>69</b>	<b>9</b>	<b>7</b>	<b>109</b>	<b>51</b>	<b>6</b>	<b>17</b>	<b>21</b>	<b>17</b>	<b>12</b>
01 Deçan	4	2	1	-	-	-	-	-	-	1	-	-	-	-	-	-	-	-	-	-
02 Gjakovë	18	2	-	5	-	1	3	3	-	2	2	-	-	-	-	-	-	-	-	-
03 Gillogoc	16	-	-	3	-	-	9	4	-	-	-	-	-	-	-	-	-	-	-	-
04 Gjilan	66	3	-	10	-	-	7	18	3	4	3	-	-	9	5	-	1	-	3	-
05 Dragash	14	1	-	7	-	-	-	5	-	-	-	-	-	-	-	-	-	-	-	1
06 Istog	5	-	1	-	-	-	1	-	-	-	-	-	-	2	-	-	1	-	-	-
07 Kaçanik	4	-	-	2	-	-	-	1	1	-	-	-	-	-	-	-	-	-	-	-
08 Klinë	40	-	-	4	1	1	3	20	-	1	1	-	1	3	4	-	-	-	1	-
09 F.Kosovë	12	3	1	1	-	-	1	5	-	1	-	-	-	-	-	-	-	-	-	-
10 Kamenicë	30	1	-	4	-	1	7	6	-	4	-	-	3	1	-	1	2	-	-	-
11 Mitrovicë	5	-	-	2	-	-	-	2	-	1	-	-	-	-	-	-	-	-	-	-
12 Leposaviq	24	2	-	3	-	-	6	11	2	-	-	-	-	-	-	-	-	-	-	-
13 Lipjan	4	-	-	-	-	-	-	1	1	-	-	-	-	1	-	-	-	1	-	-
14 Novobërdë	11	-	-	-	-	-	1	8	-	1	-	-	-	1	-	-	-	-	-	-
15 Obiliq	12	-	1	3	-	-	2	4	1	-	-	-	-	-	-	-	-	-	-	1
16 Rahovec	70	4	-	9	2	-	8	19	3	-	6	-	-	7	5	1	3	1	2	-
17 Pejë	25	5	1	3	-	-	2	8	1	-	-	-	-	1	3	-	-	1	-	-
18 Podujevë	432	17	2	24	4	3	39	111	13	28	46	7	6	72	22	4	6	12	6	10
19 Prishtinë	68	-	2	11	2	-	6	28	5	2	2	1	-	1	3	-	3	-	2	-
20 Prizren	9	1	-	3	-	-	1	2	-	-	-	-	-	-	2	-	-	-	-	-
21 Skenderaj	8	1	-	1	1	-	1	4	-	-	-	-	-	-	-	-	-	-	-	-
22 Shtime	3	-	-	-	-	-	1	1	-	-	-	-	-	-	1	-	-	-	-	-
23 Shtërpce	18	2	-	-	2	1	3	3	1	2	-	-	-	3	-	-	-	-	1	-
24 Suharekë	74	3	2	14	-	-	10	23	3	5	1	-	-	5	4	-	1	3	-	-
25 Ferizaj	11	-	-	2	-	-	3	2	-	1	-	1	-	1	-	-	-	-	1	-
26 Viti	11	2	-	1	-	-	-	4	-	1	1	-	-	1	1	-	-	-	-	-
27 Vushtrri	3	1	-	-	-	1	1	-	-	-	-	-	-	-	-	-	-	-	-	-
28 Zubin Potok	3	-	-	1	-	-	1	-	-	-	-	-	-	-	-	-	-	1	-	-
29 Zveçan	7	-	-	2	-	-	2	2	-	-	-	-	-	-	-	-	1	-	-	-
30 Malishevë	-	-	-	-	-	-	-	-	-	-	-	-	-	-	-	-	-	-	-	-
31 Juniku	2	-	-	1	-	-	1	-	-	-	-	-	-	-	-	-	-	-	-	-
32 Mamushë	2	-	-	-	-	-	-	-	1	-	1	-	-	-	-	-	-	-	-	-
33 Hani i Elezit	21	-	-	6	-	-	2	6	1	4	1	-	-	-	-	-	-	-	1	-
34 Graçanicë	3	-	1	-	-	-	-	2	-	-	-	-	-	-	-	-	-	-	-	-
35 Ranillug	6	-	-	1	-	-	-	4	-	1	-	-	-	-	-	-	-	-	-	-
36 Partesh	-	-	-	-	-	-	-	-	-	-	-	-	-	-	-	-	-	-	-	-
37 Klokot	-	-	-	-	-	-	-	-	-	-	-	-	-	-	-	-	-	-	-	-
38 Northern Mitrovicë	-	-	-	-	-	-	-	-	-	-	-	-	-	-	-	-	-	-	-	-

## 7 New enterprises by sector of economic activity and the number of employees

**Table 8. The number of new enterprises by sector of economic activity and the number of employees in Q1 2016**

Section of economic activity	Total	Category of number of employees				
		1-4	5-9	10-19	20-249	250 +
<b>Total</b>	<b>2896</b>	<b>2805</b>	<b>63</b>	<b>23</b>	<b>5</b>	<b>-</b>
<i>A</i> Agriculture, forestry and fishing	261	254	7	-	-	-
<i>B</i> Mining and quarrying	16	15	1	-	-	-
<i>C</i> Production	343	323	14	4	2	-
<i>D</i> Supply of electricity, gas, steam and air conditioning	12	10	-	2	-	-
<i>E</i> Water supply, sewerage, waste management and land revitalization activities	17	17	-	-	-	-
<i>F</i> Construction	254	236	12	5	1	-
<i>G</i> Wholesale and retail trade, repair of motor vehicles, motorcycles	820	800	13	7	-	-
<i>H</i> Transport and storage	151	150	1	-	-	-
<i>I</i> Accommodation and food service activities ..	249	239	6	3	1	-
<i>J</i> Information and communication	108	105	1	2	-	-
<i>K</i> Financial and insurance activities	68	68	-	-	-	-
<i>L</i> Real estate activities	14	14	-	-	-	-
<i>M</i> Professional, scientific and technical activities	183	183	-	-	-	-
<i>N</i> Administrative and support activities	82	79	2	-	1	-
<i>O</i> Public administration and defense	8	5	3	-	-	-
<i>P</i> Education	40	39	1	-	-	-
<i>Q</i> Human health and social work activities	63	61	2	-	-	-
<i>R</i> Art, entertainment and recreation	73	73	-	-	-	-
<i>S</i> Other service activities	134	134	-	-	-	-

**Graph 6. Structure of new enterprises by category of number of employees in Q1 2016**

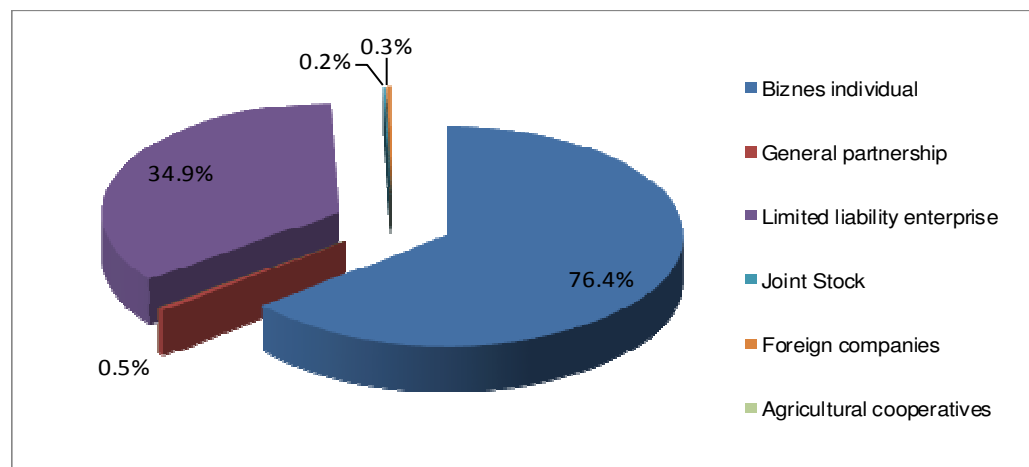


## 8 New enterprises by legal form

**Table 9. The number of new enterprises by sector of economic activity and legal form of organization in Q1 2016**

Section of economic activity	Legal form of organization										
	Total	Biznes individual	General partnership	Limited partnership	Limited liability enterprise	Joint Stock	Foreign companies	Social enterprise	Public enterprise	Agricultural cooperatives	Other enterprise under KTA jurisdiction
<b>Total</b>	<b>2896</b>	<b>1855</b>	<b>15</b>	<b>-</b>	<b>1010</b>	<b>5</b>	<b>10</b>	<b>-</b>	<b>-</b>	<b>1</b>	<b>-</b>
A Agriculture, forestry and fishing	261	211	-	-	49	-	-	-	-	1	-
B Mining and quarrying	16	4	-	-	12	-	-	-	-	-	-
C Production	343	220	3	-	118	2	-	-	-	-	-
D											
Supply of electricity, gas, steam and air conditioning	12	-	-	-	12	-	-	-	-	-	-
E Water supply, sewerage, waste management and land revitalization activities	17	9	1	-	7	-	-	-	-	-	-
F Construction	254	133	2	-	117	-	2	-	-	-	-
G Wholesale and retail trade, repair of motor vehicles, motorcycles	820	513	2	-	302	-	3	-	-	-	-
H Transport and storage	151	115	-	-	36	-	-	-	-	-	-
I Accommodation and food service activities ..	249	195	1	-	53	-	-	-	-	-	-
J Information and communication	108	39	1	-	65	1	2	-	-	-	-
K Financial and insurance activities	68	59	-	-	6	1	2	-	-	-	-
L Real estate activities	14	7	1	-	6	-	-	-	-	-	-
M Professional, scientific and technical activities	183	74	-	-	108	-	1	-	-	-	-
N Administrative and support activities	82	31	1	-	49	1	-	-	-	-	-
O Public administration and defense	8	2	-	-	6	-	-	-	-	-	-
P Education	40	23	-	-	17	-	-	-	-	-	-
Q Human health and social work activities	63	42	1	-	20	-	-	-	-	-	-
R Art, entertainment and recreation	73	56	-	-	17	-	-	-	-	-	-
S Other service activities	134	122	2	-	10	-	-	-	-	-	-

**Graph 7. New enterprises by legal form of organization in Q1 2016**

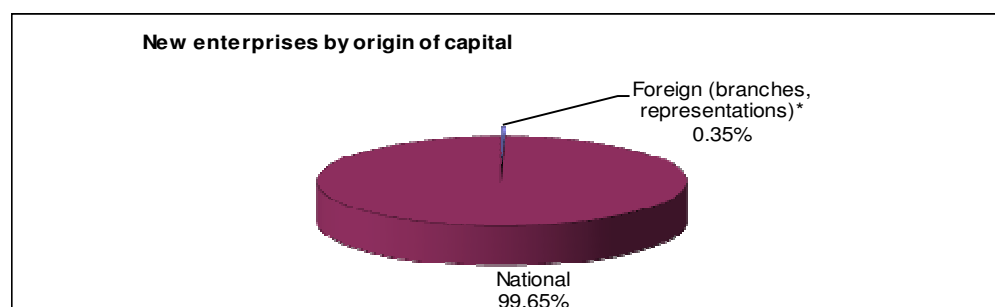


## 9 New enterprises by origin of capital

**Table 10. Number of new enterprises according to capital Q1 2016**

Category of number of employees	Total		Foreign (branches, representations)		National	
	2896	100%	10	100.0%	2886	100%
	1-4	2805	96.9%	9	90.0%	2796
5-9	63	2.2%	1	10.0%	62	2.1%
10-19	23	0.8%	-	-	23	0.8%
20-249	5	0.2%	-	-	5	0.2%
250+	-	-	-	-	-	-

**Graph 8. Structure of new enterprises according to origin of capital in Q1 2016**

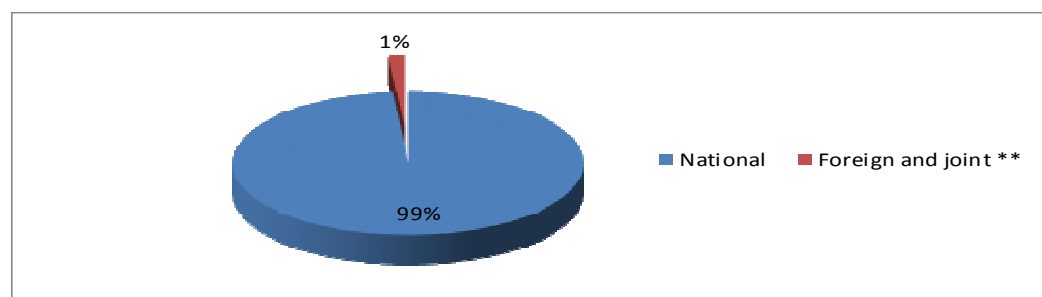


*Note: The "\*" indicates that we are dealing only with foreign enterprises defined in page 8 (Foreign Enterprises, KBRA), and the data are only for Q1 2016 as in previous publications.*

**Table 11. The number of new enterprises by ownership in Q1 2016**

Period	Total	National	Foreign and joint **		
			Total	Joint (National + Foreign)	Foreign (Branch, representative office)*
2016 - TM1	2,896	2,766	130	120	10

**Graph 9. Structure of new enterprises by ownership in Q1 2016**



*Explanation: The "\*\*\*" in Table 11 and Graph 9 shows that we are dealing with a broader concept of the definition of the origin of capital or ownership (new enterprises with foreign owned and joint venture).*

## 10 Terminated enterprises

**Table 12. The number of terminated enterprises according to municipality and sector of economic activity in Q1 2016**

Municipality	Section of economic activity																			
	Agriculture, forestry and fishing	Mining and quarrying	Production	Supply of electricity, gas, steam and air conditioning	Water supply, sewerage, waste management and land revitalization	Construction	Wholesale and retail trade, repair of motor vehicles, motorcycles	Transport and storage	Accommodation and service activities	Information and communication	Financial and insurance activities	Real estate activities	Professional, scientific and technical activities	Administrative and support activities	Public administration and defense, compulsory social insurance	Education	Human health and social work activities	Art, entertainment and recreation	Other service activities	
Code and name	Total	A	B	C	D	E	F	G	H	I	J	K	L	M	N	O	P	Q	R	S
	<b>727</b>	<b>34</b>	<b>3</b>	<b>55</b>	<b>1</b>	<b>1</b>	<b>74</b>	<b>262</b>	<b>89</b>	<b>87</b>	<b>12</b>	<b>8</b>	<b>4</b>	<b>26</b>	<b>20</b>	<b>1</b>	<b>2</b>	<b>6</b>	<b>9</b>	<b>33</b>
01 Deçan	12	3	-	-	-	-	1	4	2	-	-	-	-	-	-	-	-	-	1	1
02 Gjakovë	35	1	-	4	-	-	1	10	4	8	1	-	-	2	-	-	-	2	-	2
03 Gillogoc	23	-	-	1	-	-	2	7	6	2	1	-	-	1	-	-	-	-	1	2
04 Gjiilan	28	1	-	3	-	-	5	13	-	3	-	-	-	1	1	-	-	-	-	1
05 Dragash	5	-	-	2	-	-	-	1	2	-	-	-	-	-	-	-	-	-	-	-
06 Istog	4	-	-	-	-	-	2	1	-	1	-	-	-	-	-	-	-	-	-	-
07 Kaçanik	17	1	-	2	-	-	2	7	3	1	-	-	-	-	1	-	-	-	-	-
08 Klinë	12	1	-	-	-	-	4	4	2	1	-	-	-	-	-	-	-	-	-	-
09 F.Kosovë	20	-	-	-	-	-	1	4	9	3	1	-	-	-	1	1	-	-	-	-
10 Kamenicë	9	2	-	1	-	-	2	2	-	2	-	-	-	-	-	-	-	-	-	-
11 Mitrovicë	35	2	-	5	-	-	5	6	5	5	-	-	2	-	-	-	-	-	1	4
12 Leposaviq	2	-	-	-	-	-	-	2	-	-	-	-	-	-	-	-	-	-	-	-
13 Lipjan	19	1	-	1	-	-	4	7	3	-	-	-	-	2	-	-	-	-	-	1
14 Novobërdë	-	-	-	-	-	-	-	-	-	-	-	-	-	-	-	-	-	-	-	-
15 Obiliq	5	-	-	-	-	-	-	2	2	1	-	-	-	-	-	-	-	-	-	-
16 Rahovec	25	-	-	2	-	-	4	15	-	2	-	1	-	-	1	-	-	-	-	-
17 Pejë	36	1	2	3	-	-	1	13	6	3	2	-	-	-	2	-	-	-	-	3
18 Podujevë	37	4	-	2	-	-	6	13	6	3	-	-	1	-	-	-	-	-	-	2
19 Prishtinë	89	2	-	2	1	-	4	34	8	11	1	4	1	11	3	-	1	-	1	5
20 Prizren	70	1	1	7	-	1	3	32	6	9	1	-	-	3	1	-	-	1	-	4
21 Skenderaj	41	3	-	1	-	-	4	14	10	5	-	-	-	1	3	-	-	-	-	-
22 Shtime	6	1	-	1	-	-	2	-	-	1	-	-	-	-	-	-	-	-	-	1
23 Shtërpçe	5	-	-	1	-	-	1	2	-	1	-	-	-	-	-	-	-	-	-	-
24 Suharekë	48	4	-	4	-	-	6	17	2	5	1	-	-	1	-	-	-	2	4	2
25 Ferizaj	61	1	-	5	-	-	6	18	5	13	3	1	-	1	3	-	1	-	1	3
26 Viti	10	2	-	3	-	-	-	5	-	-	-	-	-	-	-	-	-	-	-	-
27 Vushtrri	37	1	-	1	-	-	5	10	7	5	-	1	-	2	2	-	-	1	-	2
28 Zubin Potok	-	-	-	-	-	-	-	-	-	-	-	-	-	-	-	-	-	-	-	-
29 Zveçan	1	-	-	-	-	-	-	1	-	-	-	-	-	-	-	-	-	-	-	-
30 Malishevë	16	-	-	-	-	-	1	11	-	1	-	1	-	1	1	-	-	-	-	-
31 Juniku	1	-	-	1	-	-	-	-	-	-	-	-	-	-	-	-	-	-	-	-
32 Mamushë	-	-	-	-	-	-	-	-	-	-	-	-	-	-	-	-	-	-	-	-
33 Hani i Elezit	8	1	-	-	-	-	2	2	-	2	-	-	-	-	1	-	-	-	-	-
34 Graçanica	6	1	-	1	-	-	-	4	-	-	-	-	-	-	-	-	-	-	-	-
35 Ranillug	-	-	-	-	-	-	-	-	-	-	-	-	-	-	-	-	-	-	-	-
36 Partesh	-	-	-	-	-	-	-	-	-	-	-	-	-	-	-	-	-	-	-	-
37 Kllokot	1	-	-	-	-	-	-	-	1	-	-	-	-	-	-	-	-	-	-	-
38 Northern Mitrovica	3	-	-	2	-	-	-	1	-	-	-	-	-	-	-	-	-	-	-	-

# Kosovo Agency of Statistics

## *short description*

**Kosovo Agency of Statistics** is a professional institution which deals with collection, processing and publication of official statistical data. As such acts since 1948 and has passed through several historical stages, structured according to state regulation of those times.

On 2 August 1999, the Agency has resumed his professional work (after nine years of interruption of all statistical series detrimental to the interest of Kosovo), as an independent institution under the Ministry of Public Administration. Since 12.12.2011 the Agency operates in the frames of the Prime Minister's Office. Office is funded by the Kosovo Consolidated Budget, but also by donors for specific projects and for technical professional support.

**Kosovo Agency of Statistics** acts according to the Law No. 04/L-036 which entered into force on 12.12.2011. Strategic development plan 2009-2013 is the middle term implementation for the development of statistical system in correlation with the European Union statistics (EUROSTAT).

**Kosovo Agency of Statistics** has this organizational structure: production departments; (Department of Economic statistics and National Accounts, Department of Agriculture and Environment statistics and Department of Social statistics. **Support Departments**; Department of Methodology and Information Technology, Department of Policy Planning, Coordination and Communication, Department of Census and survey and Department of Administration.

In ASK are employed in total 139 workers, of them 104 (74,8 %) at the headquarters of the Agency, while in the Regional Offices, 35 (25,2%), with qualifying structure, 70,5% with university education to 29,5% with secondary education.

We have professional and technical cooperation with all Ministries of the Government of Kosovo, especially with the Ministry of Economy and Finance, Central Bank of Kosovo, with international institutions, EUROSTAT, International Monetary Fund, World Bank, Sweden's SIDA, DFID, UNFPA, UNDP, UNICEF, and with the statistical institutions of the countries in the region.

**Kosovo Agency of Statistics** almost completely covers the territory of Kosovo, based on the statistical structure of the enumeration areas as the basic unit and sole in the country from which it gets first hand information. All surveys conducted in the field use the extension of the samples in these enumeration areas but also a statistical methodology according to international recommendations. During the collection of statistical data and reports from reporting entities are involved professionals, technicians, administrators, servants of the country offices, field enumerators from regional offices, etc.

We have successfully implemented the project of Population Census, Households and Dwellings in 2011, Census that was not carried out since 1981. Results obtained from the Census will have an important role in compiling the development policies.

**The mission of the Agency**; to meet the needs of users with qualitative statistical data, objective, in time and space so that users have reliable base to conduct regular analysis in the interest of planning and project development at the municipal and country level. To support government institutions, scientific institutes, research academies, businesses in order to provide proper information for decision-makers and other users in Kosovo.

- **Address: KOSOVO AGENCY OF STATISTICS**  
Street. "Zenel Salihu", No. 4, 10000 Pristina
- **Telephone:** +381 (0) 38 200 31 129  
CEO: +381 (0) 38 200 31 112
- **Fax::** +381 (0) 38 235 033
- **E-mail:** [infoask@rks-gov.net](mailto:infoask@rks-gov.net)
- **Web-faqe:** <http://ask.rks-gov.net/>