

Preface

The Household Budget Survey (HBS) is a new annual survey in Kosovo covering most aspects of welfare and well-being:

- Demography
- Family situation – size, age, dependency
- Education
- Employment
- Housing
- Expenditure and consumption including own produced consumption
- Income and income redistribution
- Possession of durable goods
- Infrastructure and access to services
- Service performance and satisfaction (Living Condition Index, LCI and Children Confidence Index, CCI)

The results in this report are based on the first round of 2 400 respondent households covering the period June 2002-May 2003. The survey is representative for all months and the whole Kosovo. The survey is following the EU and international recommendations for HBS.

Each household participated during one sampled month and kept daily records on all expenditures. An interviewer visited at least five times during the month.

One adult and one child were sub-sampled in each household to answer the LCI- and CCI-modules during December 2002 to May 2003. All together 1 139 adults and 524 children participated in those modules. LCI and CCI use a participatory approach combining qualitative and quantitative measures to assess subjective well-being (and ill-being) of adults and children.

In this report some results on **Housing in Kosovo** based on HBS and LCI are presented. Some preliminary unweighted estimates from the Demographic and Health Survey (DHS) are also used.

The analysis of HSB data was done with assistance from two Swedish experts; Mr. Lars Lundgren and Mr. Claes Cassel. Many thanks to our respondents and the SOK staff working with the HBS/LCI/CCI and to Mr. Lars Lundgren and Mr. Claes Cassel.

Pristina, December 2003

Ronnie Andersson
Acting CEO, SOK

Housing in Kosovo

House renting is very rare (only 1 %). Almost all dwellings (99 %) are electrified, but usually woodstoves are used for heating. All households have own flush or latrine toilets. Flush toilets are most common (90 %) in urban areas, while it is fifty/fifty in rural areas. Most households in urban areas have central piped water, while most rural households get their water from wells. Most walls are made of bricks or cement blocks and about one of four houses has damages. Two third of the urban household dispose their garbage in street container, while more than three of four households in rural areas dump their garbage. Most households are using 2–4 rooms. The total number of households in Kosovo is estimated at about 300 000.

Almost every household in Kosovo owns its house/dwelling. Wood stow is the most common household appliance (94%), closely followed by TV (92%) and refrigerator (85%). Almost two third of all households have satellite dishes, which are more common than cars/trucks (54%). About half of the households have cellular phone(s). Video cameras are rare (1%). So are microwaves (3%) and dishwashers (5%).

Table 1 Households by payment of rent and urban/rural

	Kosovo	Urban	Rural
Pay rent	1.4%	2.0%	1.2%
No rent	98.6%	98.0%	98.8%

Table 2 Electrification of dwelling

	Kosovo	Urban	Rural
Yes	99.3%	99.4%	99.2%
No	0.7%	0.6%	0.8%

Preliminary estimates from DHS give similar results.

Though nearly all dwellings are electrified, people are not satisfied with the energy situation. This is not unexpected with the irregularity in supply.

Figure 1 Satisfaction with the energy situation for lighting and cooking. Average on a scale 1–10

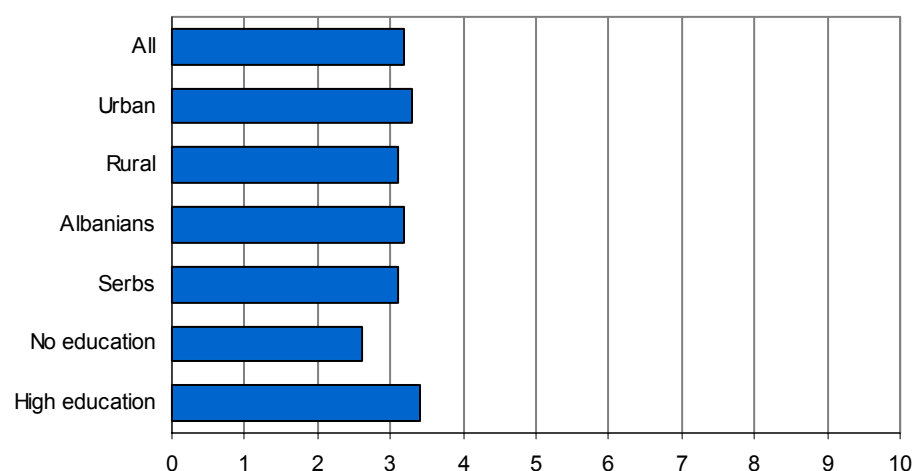


Figure 2
Households by usual heating system

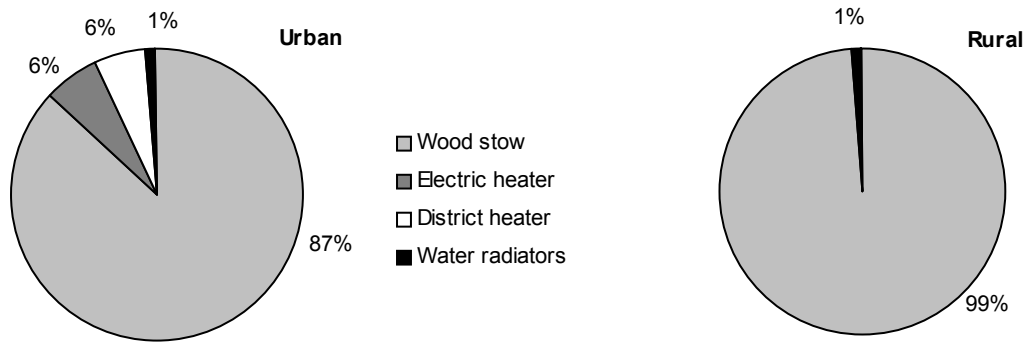


Figure 3
Households by toilet facilities

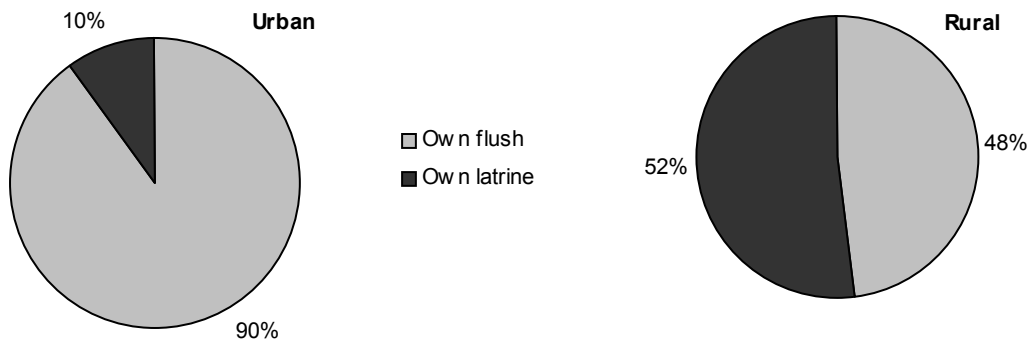
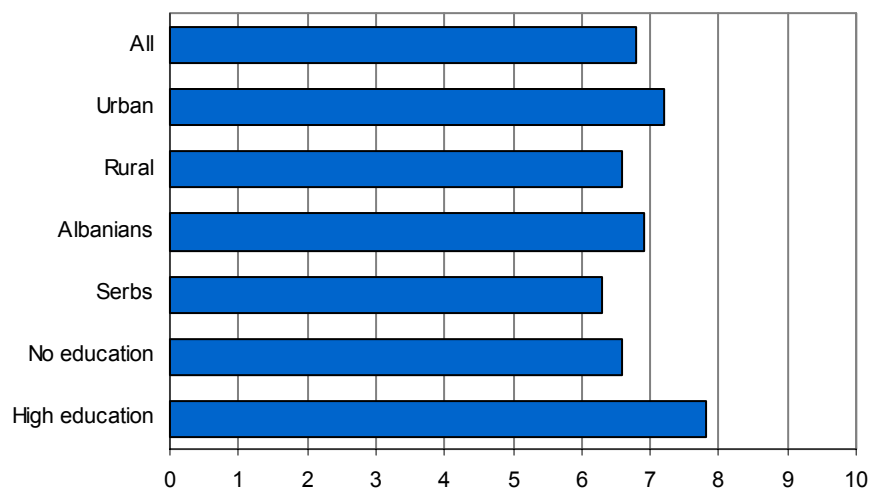


Figure 4
Satisfaction with the sanitary standard of the house.
Average on a scale 1–10



Housing in Kosovo

Table 3 Households by main water source

	Kosovo	Urban	Rural
Central pipeline	54.1%	93.5%	35.5%
Own pipeline	9.4%	1.0%	13.4%
Standing water pipe	0.7%	0.6%	0.8%
Well	31.0%	4.6%	43.5%
Spring	3.0%	0.1%	4.3%
Public tap	0.8%	0.1%	1.1%
Other	1.0%	0.1%	1.5%
Total	100%	100%	100%

DHS has somewhat different response categories. Thus it is not possible to compare exactly with HBS, but the pattern is the same in the two surveys.

Figure 5
Satisfaction with the water situation in the house.
Average on a scale 1–10

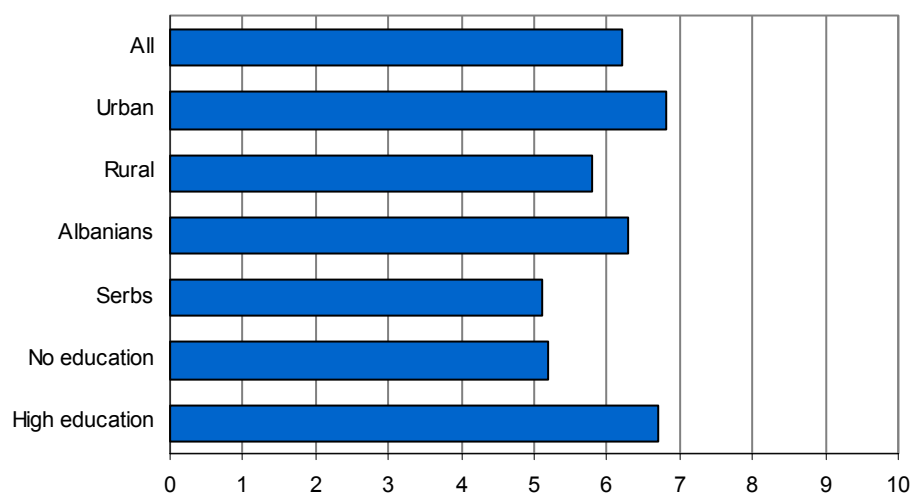


Figure 6
Households by house wall material

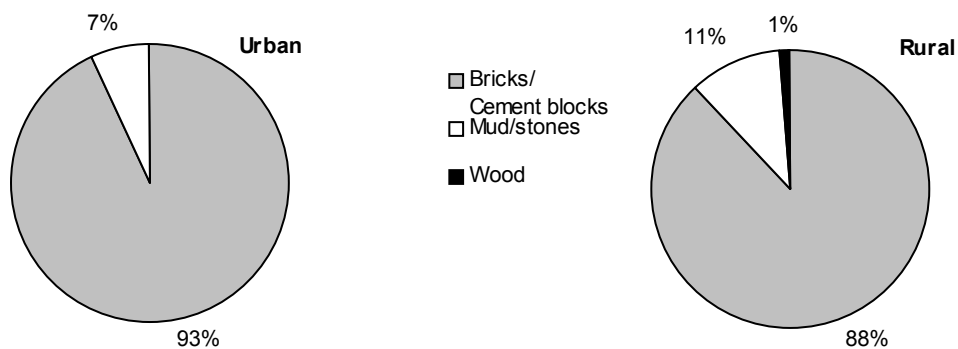
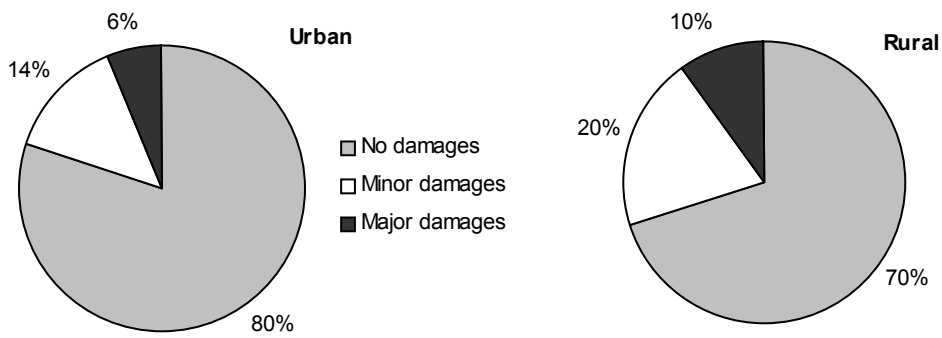
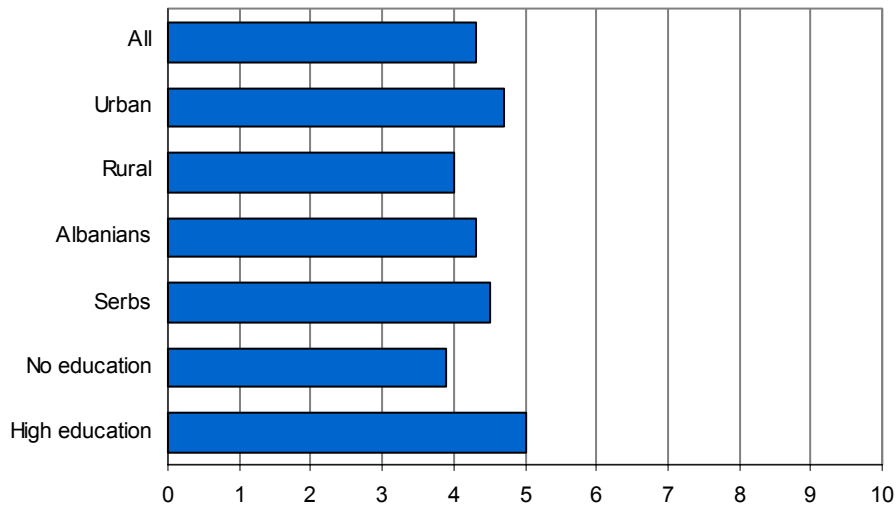


Figure 7
Households by house damage



Major means that the damage affects living.

Figure 8
Satisfaction with the general standard of the house.
Average on a scale 1–10



People are somewhat less satisfied with the general housing standard compared to the specific standard components.

Housing in Kosovo

Table 4 Disposal of garbage

	Kosovo	Urban	Rural
Street container	27.5%	66.5%	9.1%
Collected by truck	10.0%	25.1%	2.8%
Dumped	54.6%	7.6%	76.7%
Burned	5.5%	0.4%	7.9%
Buried	2.4%	0.4%	3.4%
Total	100%	100%	100%

Figure 9

**Satisfaction with the general environment around the house.
Average on a scale 1–10**

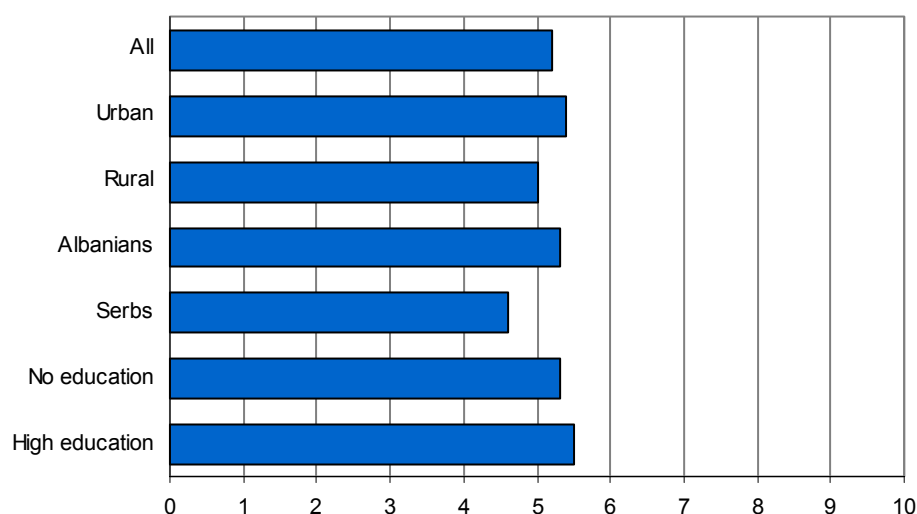


Table 5 Households by number of rooms and urban/rural

No. of rooms	Kosovo	Urban	Rural
1	10%	11%	9%
2	35%	41%	32%
3	25%	26%	25%
4	20%	16%	22%
5	4%	3%	5%
6	3%	2%	3%
7 and more	2%	1%	3%
Total	100%	100%	100%

The average (mean) number of rooms is 2.9 (urban 2.7 and rural 3.1) according to HBS. Preliminary estimates from DHS give slightly higher values; urban 3.0 and rural 3.4. The question on number of rooms is not exactly the same in the two surveys.