



Republika e Kosovës
Republika Kosova-Republic of Kosovo
Qeveria - Vlada - Government
Zyra e Kryeministrit -Ured Premijera -Office of the Prime Minister
Agjencia e Statistikave të Kosovës - Agencija za Statistike Kosova - Kosovo Agency of Statistics

Series 5: Social Statistics

Sports Statistics (2010)



AGJENCIA E STATISTIKAVE TË KOSOVËS
AGENCIJA ZA STATISTIKE KOSOVA
KOSOVO AGENCY OF STATISTICS



Republika e Kosovës
Republika Kosova-Republic of Kosovo
Qeveria - Vlada - Government
Zyra e Kryeministrit -Ured Premijera -Office of the Prime Minister
Agjencia e Statistikave të Kosovës - Agencija za Statistike Kosova - Kosovo Agency of Statistics

Series 5: Social Statistics

Sports Statistics (2010)



Publisher: - Kosovo Agency of Statistics (KAS)

Publication date: April, 2012

© - Kosovo Agency of Statistics

Reproduction is authorized when source is indicated only

More information is available on Internet

<http://ask.rks-gov.net>

F o r e w o r d

Kosovo Agency of Statistics, Department of Social Statistics, has started to publish data on sport in Kosovo since 2007.

Publishing of sports statistics will help us to recognize and assess the sports physical education Kosovo.

This publication contains statistical data for 2010 related to sports activities and data on the number of athletes and the number of employees in aeronautics, athletics, car race, basketball, climbing, weightlifting, boxing, cycling, football, handball, karate , kick-boxing and other statistical data of the sport in the country level.

Kosovo Agency of Statistics thanks the Department of Sports of the Ministry of Youth, Culture and Sport, Departments of Education, Culture and Sport and sports clubs for cooperation and support in the realization of this publication.

Data collection was done through questionnaire, where data were taken directly from sports clubs, sport sectors of the Municipal Assemblies.

In order to increase the quality of publication in the future we expect comments, suggestions or remarks and you can send them to the address social@rks-gov.net.

This publication was prepared by:

MA.sc. Bashkim BELLAQA - Director of the Department of Social Statistics

MA.sc. Naime Rexhepi - Chief of Sector for other social statistics

MA.sc. Laureta HAZIRI – Senior Officer of statistics for culture and sport

April, 2012

Chief Executive Officer, KAS
Isa Krasniqi

List of abbreviations and symbols

KAS- Kosovo Agency of Statistics

MCYS- Ministry of Culture, Youth and Sports

- No event

: Missing data

Description of sport clubs

- **Football or Soccer:** Is a collective game, played by two teams of 11 players. Possess complex movements as in the technical-tactical as well as in the high physical preparation. Football in Kosovo dates since 1925 and is one of the most popular and massive sports in our country.
- **Basketball:** Is played by two teams with 5 players from each team. Their goal is to put the ball in the opponent's basket and to prevent the opponent to score. Basketball in Kosovo dates since 1942.
- **Handball:** Is a collective game played by two teams with 7 players and the score is achieved by hand. The game of Handball in Kosovo began in 1948.
- **Volleyball:** Volleyball game is played by two collective teams from 6 players on the field, divided by net volleyball. This sport has started in Kosovo in 1936.
- **Athletics:** Athletics is an Olympic sport, otherwise called the queen of sports, consists of multiple sports disciplines such as running, leaping, javelin-throwing, cannon-ball throwing... This sport is also popular in Kosovo, and dates since 1964.
- **Cycling:** Federation of Cycling in Kosovo was formed in 1950. This sport is characterized with organizations of 98M7 N6BV0043 competitions in the domestic and international championship races such as "Cycling of Kosovo."
- **Shooting:** Sport of shooting enters in the rank of the oldest Olympic sports in the world. It is characterized as a branch sport in shooting with guns. Even in Kosovo shooting is one of the oldest sports which started in 1922.
- **Table Tennis:** Table Tennis is very popular sport in Kosovo. The table tennis federation was established in 1954 and is one of the federations which is accepted in the international world federations.
- **Swimming:** In Kosovo is formed in 1953. As a sport of swimming in water it is characterizes by four techniques: by chest, in the back, and in a frog and dolphin style.
- **Skiing:** Sport of skiing otherwise called the white sport is very popular in Kosovo and is numbered as one of the first sports which have begun operating since 1938.
Judo: Is an Olympic sport characterized with special physical abilities and is formed in 1971.
- **Boxing:** Boxing is one of the sports that has always been followed by success in the history of sports of Kosovo. It dates from 1951.
- **Taekwondo:** Taekwondo in Kosovo is a new sport founded in 2004. Is the Olympic sport that characterizes the various disciplines as self-protection, hands and feet breaking techniques.

- **Wrestling:** Wrestling Federation of Kosovo is formed in December 1978, in Prishtina. Sport of wrestling enters the range of marital sports which is widespread in Kosovo, and has brought the success in the international arena.
- **Tennis:** Tennis Federation of Kosovo was formed in 1996. Tennis is an individual sport which is played in two areas separated by net. Tennis is otherwise called as white sport.
- **Weightlifting:** Sport of weightlifting in Kosovo is a new sport, which began in 2008. Weightlifting is characterized by the lifting of weights.
- **Chess:** Is the sport of intellectual skills. Chess game is characterized as strategic battle of two tabors presented by intellectual powers of the two individuals in each position, who must find the necessary movements to avoid risks or to establish priority. The Chess Federation in Kosovo was formed in 1950.
- **Karate:** Sport of karate in Kosovo dates from 1969 with the establishment of the first clubs. This sport comes in the context of marital sports which is characterized by movements of the body combat skills but without weapons.
- **Kickboxing:** Is a sport which characterizes combat skills and full strikes allowed by legs and hands. In our country the Federation of Kickboxing operates since 1989.
- **Car Racing:** It attractive sport which in itself is a combination of motorized vehicles and people who drive them.
- **Sports Federation for Persons with Disabilities:** Is characterized by sports that are fit to four categories entering this federation: people with physical disabilities, in vision, in hearing and with mental disabilities of coefficient 40%.
- **Bodybuilding:** In Kosovo, the federation of bodybuilding was founded in 1978. This sport is characterized by three factors: symmetry, muscular action and muscle definome
- **Aeronautics:** This sport dates from 1948. It is characterized by the flights in the airspace with paraglajdzem, velorizem, flights with aircraft sports, with the parachute jump, aero-modulation, rockettary, flights with balloons, and aircraft building.
- **Climbing:** Federation of climbing dates from 1951. This mountain sport is characterized by climbing branches, spelologya, rescue and by map orientation in compass, marking the paths in mountains as well as conservation and cultivation of the environment.
- **Fishing:** Is a recreational sport that is also present in our country. It is characterized by fishing of fish and their cultivation. Kosovo has fishing federation since 2008

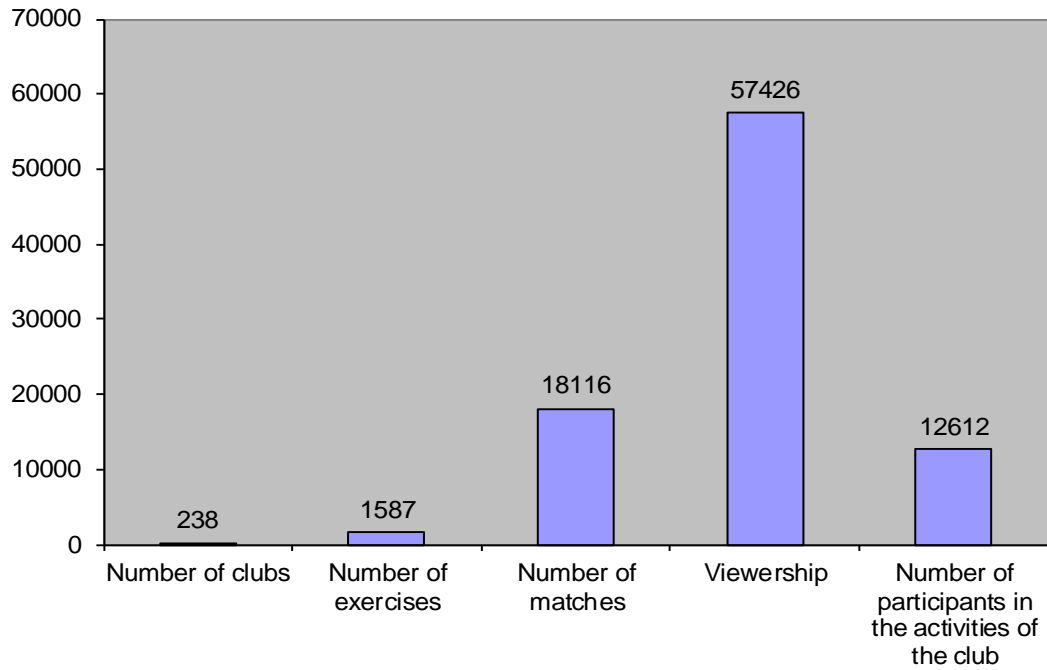
Content

	Page
Tab .1. Number of clubs, training, matches, viewers and licensed and unlicensed coaches	7
Tab.2. Number of athletes and employees in aeronautics	9
Tab.3. Number of athletes and employees in athletics	11
Tab.4. Number of athletes and employees in car race	13
Tab.5. Number of athletes and employees in basketball.....	15
Tab.6. Number of athletes and employees to mountaineering.....	17
Tab.7. Number of athletes and employees in bodybuilding	19
Tab.8. Number of athletes and staff in boxing.....	20
Tab.9. Number of athletes and employees in cycling	22
Tab.10. Number of athletes and employees in football.....	24
Tab.11. Number of athletes and employees in handball	26
Tab.12. Number of athletes and employees in karate	28
Tab.13. Number of athletes and employees in kick - boxing	30
Tab.14. Number of athletes and employees in wrestling.....	32
Tab.15. Number of athletes and employees in swimming.....	34
Tab.16. Number of athletes and employees in fishing.....	36
Tab.17. Number of athletes and employees in table tennis	38
Tab.18. Number of athletes and employees in chess	40
Tab.19. Number of athletes and employees in shooting	42
Tab.20. Number of athletes and employees in skiing	44
Tab. 21. Number of athletes and employees in takewindo	46
Tab.22. Number of athletes and employees in tennis.....	48
Tab.23. Number of athletes and employees in volleyball	50
Tab.24. Number of athletes and employees in judo.....	52
Tab. 25. Number of athletes according to the type of sport	54
Tab.26. Number of athletes and the number of employees by type of sport	56

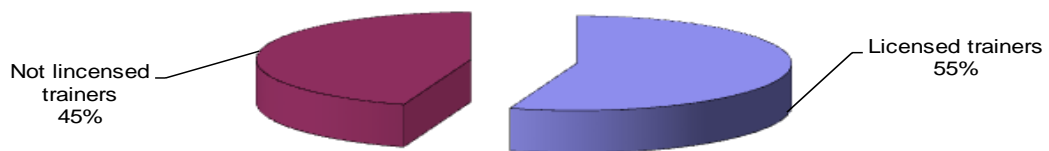
Tab .1. Number of clubs, training, matches, viewers and licensed and unlicensed coaches

Sport clubs	Number of clubs	Number of trainings/exercises	Number of matches	Number of viewers	Number of participants in the activities of the club	Licensed trainers		Unlicensed trainers	
						Total	Female	Total	Female
Aeronautic	5	18	22	2430	322	6	1	10	-
Athletic	10	58	303	1480	285	12	2	11	2
Automobilizēm	1	3	3	1000	15	1	-	1	-
Basketball	21	238	824	4490	1844	35	2	23	4
Hiking	6	15	40	-	452	8	2	6	2
Body building	4	31	19	1450	57	6	-	4	-
Boxing	8	38	87	3200	158	16	-	4	-
Cycling	6	42	62	1350	121	12	-	5	-
Football	50	455	4208	15190	3582	103	-	76	-
Handball	25	209	835	4420	1219	48	9	26	1
Karate	17	78	284	4850	796	34	6	17	5
Kick-Boxing	2	9	12	500	78	2	-	2	-
Wrestling	4	25	92	350	285	3	-	5	-
Swimming	5	22	29	3500	395	8	1	8	1
Fishing	4	16	19	500	320	4	-	1	-
Table tennis	13	89	242	905	425	14	-	11	-
Chess	10	37	183	381	292	5	-	10	1
Shooting	5	16	79	285	136	7	1	9	3
Skiing	8	34	86	2000	541	21	5	24	8
Takewindo	6	18	88	2420	277	11	2	29	-
Tennis	3	13	13	200	103	6	2	2	2
Volley-ball	19	92	489	4225	668	19	3	26	7
Judo	6	31	97	2300	241	7	-	7	-
Total 2010	238	1587	8116	57426	12612	388	36	317	36
Total 2009	289	1579	7070	64577	11952	396	37	407	31
Difference	-51	8	1046	-7151	660	-8	-1	-90	5

Graph 1. Number of clubs, exercise, games, viewers and the number of participants in the activities of clubs



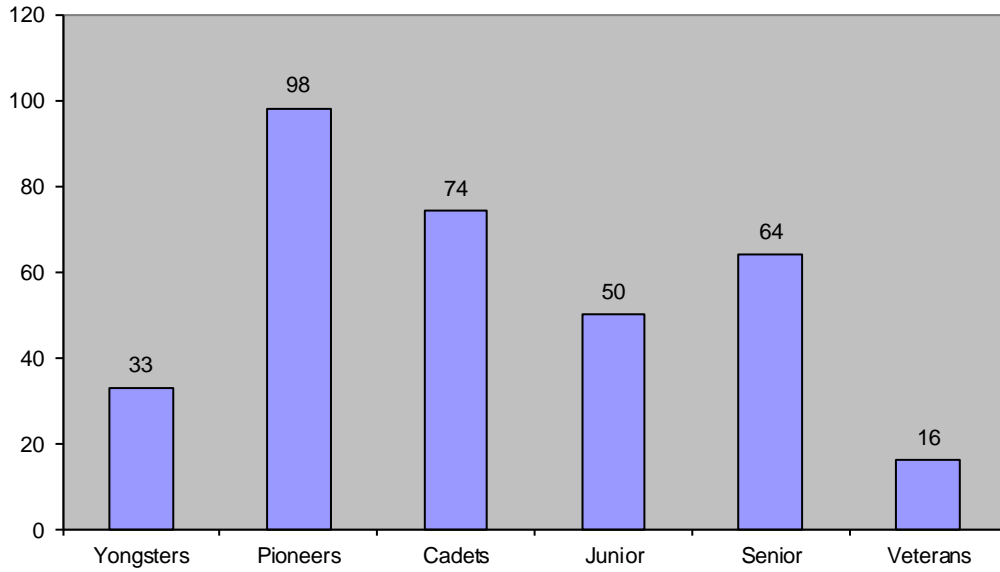
Graph 2. Number of coaches licensed and unlicensed in 2010 expressed as a percentage



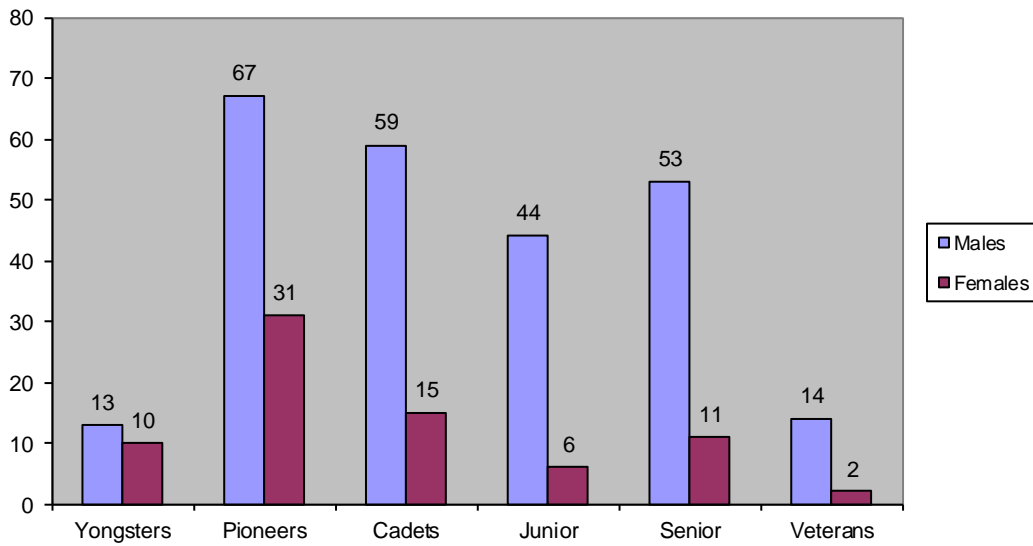
Tab.2. Number of athletes and employees in aeronautics

Municipality	Number of athletes												Number of employees			
	Youngsters		Pioneers		Cadets		Juniors		Seniors		Veterans		Sports Officials		Other workers	
	Total	Female	Total	Female	Total	Female	Total	Female	Total	Female	Total	Female	Total	Female	Total	Female
Deçani	-	-	-	-	-	-	-	-	-	-	-	-	-	-	-	-
Gjakova	-	-	-	-	-	-	-	-	-	-	-	-	-	-	-	-
Glogovci	-	-	-	-	-	-	-	-	-	-	-	-	-	-	-	-
Gjilani	-	-	-	-	-	-	-	-	-	-	-	-	-	-	-	-
Dragashi	-	-	-	-	-	-	-	-	-	-	-	-	-	-	-	-
Istogu	-	-	-	-	-	-	-	-	-	-	-	-	-	-	-	-
Kaçaniku	-	-	-	-	-	-	-	-	-	-	-	-	-	-	-	-
Klina	-	-	-	-	-	-	-	-	-	-	-	-	-	-	-	-
Fushë Kosova	-	-	-	-	-	-	-	-	-	-	-	-	-	-	-	-
Kamenica	-	-	-	-	-	-	-	-	-	-	-	-	-	-	-	-
Mitrovica	-	-	-	-	-	-	-	-	-	-	-	-	-	-	-	-
Leposaviqi	:	:	:	:	:	:	:	:	:	:	:	:	:	:	:	:
Lipjani	-	-	-	-	-	-	-	-	-	-	-	-	-	-	-	-
Novobërda	-	-	-	-	-	-	-	-	-	-	-	-	-	-	-	-
Obiliqi	-	-	-	-	-	-	-	-	-	-	-	-	-	-	-	-
Rahoveci	-	-	-	-	-	-	-	-	-	-	-	-	-	-	-	-
Peja	-	-	6	4	12	2	11	1	2	-	4	-	3	-	2	-
Podujeva	-	-	-	-	-	-	-	-	-	-	-	-	-	-	-	-
Prishtina	30	10	50	15	30	10	15	5	15	5	7	2	15	5	12	2
Prizreni	-	-	-	-	-	-	-	-	-	-	-	-	-	-	-	-
Skënderaj	-	-	-	-	-	-	-	-	-	-	-	-	-	-	-	-
Shtime	-	-	-	-	-	-	-	-	-	-	-	-	-	-	-	-
Shtërpce	-	-	-	-	-	-	-	-	-	-	-	-	-	-	-	-
Suhareka	-	-	-	-	-	-	-	-	-	-	-	-	-	-	-	-
Ferizaji	-	-	42	12	29	3	19	-	41	6	5	-	3	-	5	-
Vitia	-	-	-	-	-	-	-	-	-	-	-	-	-	-	-	-
Vushtrria	-	-	-	-	-	-	-	-	-	-	-	-	-	-	-	-
Zubin Potoku	:	:	:	:	:	:	:	:	:	:	:	:	:	:	:	:
Zveçani	:	:	:	:	:	:	:	:	:	:	:	:	:	:	:	:
Malisheva	3	-	-	-	3	-	5	-	6	-	-	-	-	-	-	-
Total 2010	33	10	98	31	74	15	50	6	64	11	16	2	21	5	19	2
Total 2009	73	20	70	15	75	10	58	8	81	9	16	2	20	3	28	4
Difference	-40	-10	28	16	-1	5	-8	-2	-17	2	0	0	1	2	-9	-2

Graph 3. The total number of athletes in aeronautics for 2010



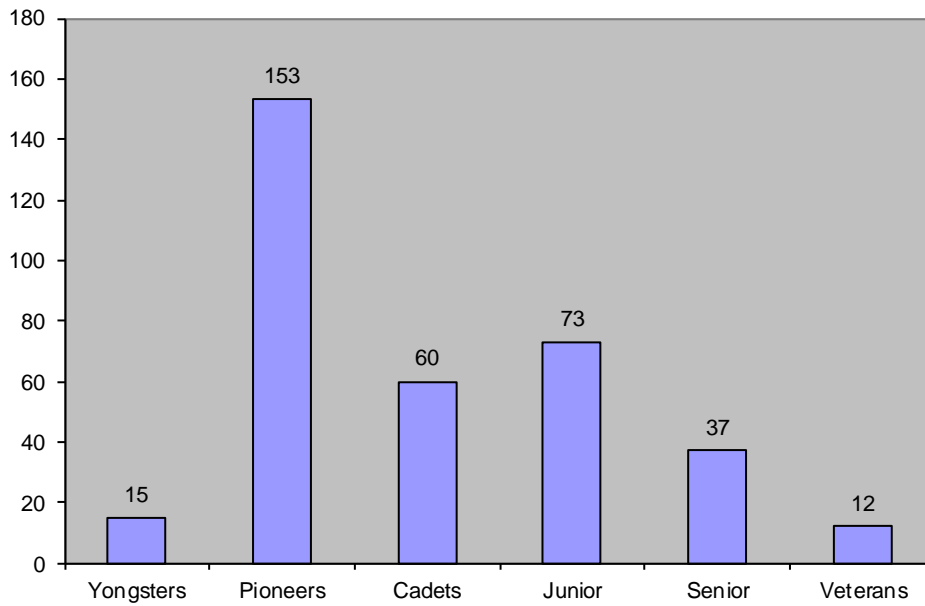
Graph 4. Number of athletes in aeronautics by gender for 2010



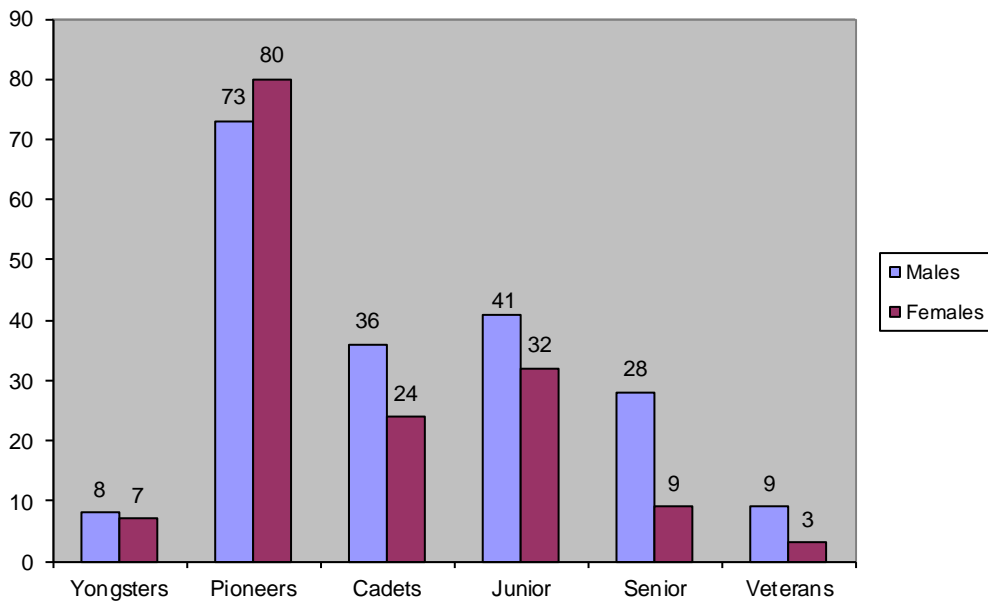
Tab.3. Number of athletes and employees in athletics

Municipality	Number of athletes												Number of employees			
	Youngsters		Pioneers		Cadets		Juniors		Seniors		Veterans		Sports Officials		Other workers	
	Total	Female	Total	Female	Total	Female	Total	Female	Total	Female	Total	Female	Total	Female	Total	Female
Deçani
Gjakova
Glogovci
Gjilani
Dragashi
Istogu
Kaçaniku
Klina
Fushë Kosova
Kamenica	-	-	24	13	15	9	15	9	11	4	4		10	2	3	1
Mitrovica	-	-	17	7	-	-	16	6	10	3	5	2	-	-	-	-
Leposaviqi	:	:	:	:	:	:	:	:	:	:	:	:	:	:	:	:
Lipjani	-	-	-	-	-	-	-	-	-	-	-	-	-	-	-	-
Novobërda	-	-	-	-	-	-	-	-	-	-	-	-	-	-	-	-
Obiliqi	2	-	4	-	4	-	2	-	6	-	1	-	5	-	-	-
Rahoveci	-	-	-	-	-	-	-	-	-	-	-	-	-	-	-	-
Peja	9	4	84	45	21	5	21	9	5	-	-	-	8	-	7	-
Podujeva	4	3	14	10	4	2	4	1	1	-	2	1	7	1	2	1
Prishtina	-	-	-	-	-	-	-	-	-	-	-	-	-	-	-	-
Prizreni	-	-	10	5	10	5	10	5	-	-	-	-	2	-	2	-
Skënderaj	-	-	-	-	-	-	-	-	-	-	-	-	-	-	-	-
Shtime	-	-	-	-	-	-	-	-	-	-	-	-	-	-	-	-
Shtërpce	-	-	-	-	-	-	-	-	-	-	-	-	-	-	-	-
Suhareka	-	-	-	-	-	-	-	-	-	-	-	-	-	-	-	-
Ferizaji	-	-	-	-	-	-	-	-	-	-	-	-	-	-	-	-
Vitia	-	-	-	-	-	-	-	-	-	-	-	-	-	-	-	-
Vushtrria	-	-	-	-	-	-	-	-	-	-	-	-	-	-	-	-
Zubin Potoku	:	:	:	:	:	:	:	:	:	:	:	:	:	:	:	:
Zveçani	:	:	:	:	:	:	:	:	:	:	:	:	:	:	:	:
Malisheva	-	-	-	-	6	3	5	2	4	2	-	-	2	1	2	-
Total 2010	15	7	153	80	60	24	73	32	37	9	12	3	34	4	16	2
Total 2009	25	16	71	36	52	20	51	34	76	22	17	8	38	8	11	2
Difference	-10	-9	82	44	8	4	22	-2	-39	-13	-5	-5	-4	-4	5	0

Graph 5. Number of athletes in athletics for 2010



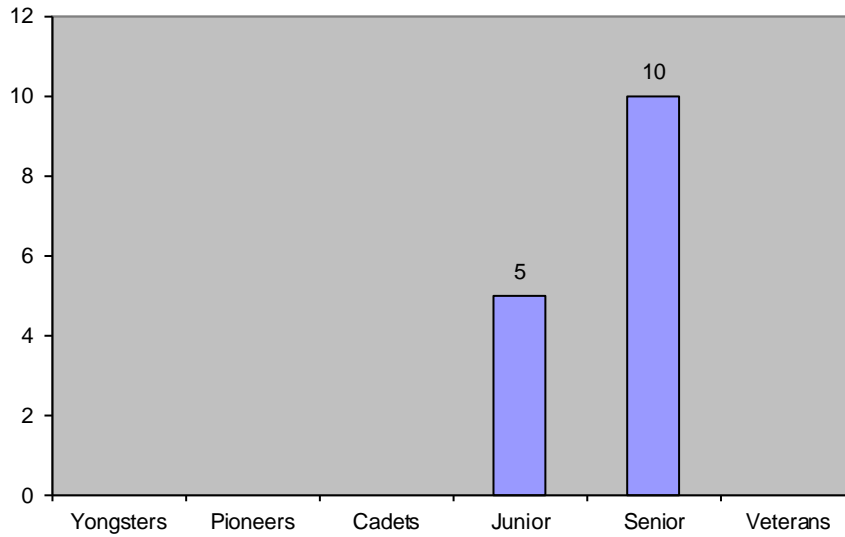
Graph 6. Number of athletes in athletics by gender for 2010



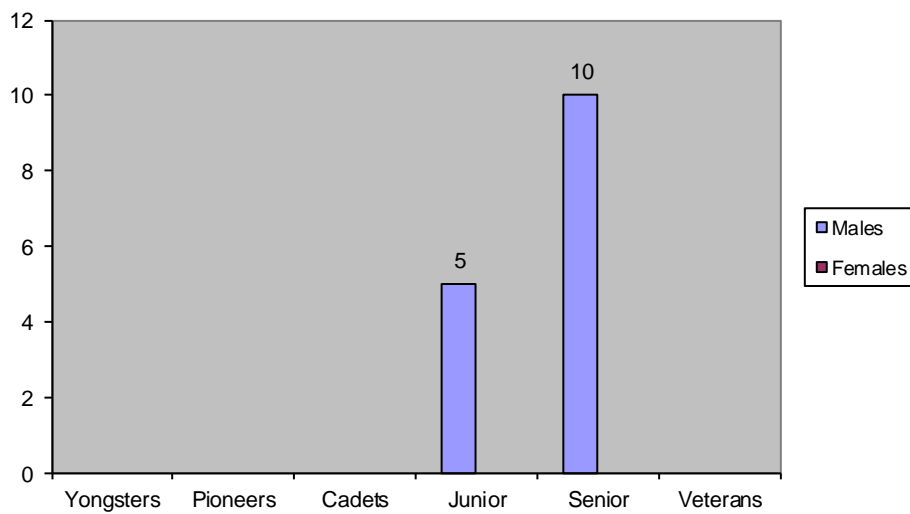
Tab.4. Number of athletes and employees in car race

Municipality	Number of athletes												Number of employees			
	Youngsters		Pioneers		Cadets		Juniors		Seniors		Veterans		Sports Officials		Other workers	
	Total	Female	Total	Female	Total	Female	Total	Female	Total	Female	Total	Female	Total	Female	Total	Female
Deçani
Gjakova	5	.	10	.	.	.	2	.	2	.
Glogovci
Gjilani
Dragashi
Istogu
Kaçaniku
Klina
Fushë Kosova
Kamenica
Mitrovica
Leposaviqi	:	:	:	:	:	:	:	:	:	:	:	:	:	:	:	:
Lipjani
Novobërda
Obiliqi
Rahoveci
Peja
Podujeva
Prishtina
Prizreni
Skënderaj
Shtime
Shtërpce
Suhareka
Ferizaji
Vitia
Vushtrria
Zubin Potoku	:	:	:	:	:	:	:	:	:	:	:	:	:	:	:	:
Zveçani	:	:	:	:	:	:	:	:	:	:	:	:	:	:	:	:
Malisheva
Total 2010					0	5	10	0	0	0	0	2	0	2	0	0
Total 2009					2	28	51	2	11	1	12	2	10	2	10	2
Difference	0	0	0	0	-2	0	-23	0	-41	-2	-11	-1	-10	-2	-8	-2

Graph 7. Number of athletes in car race for 2010



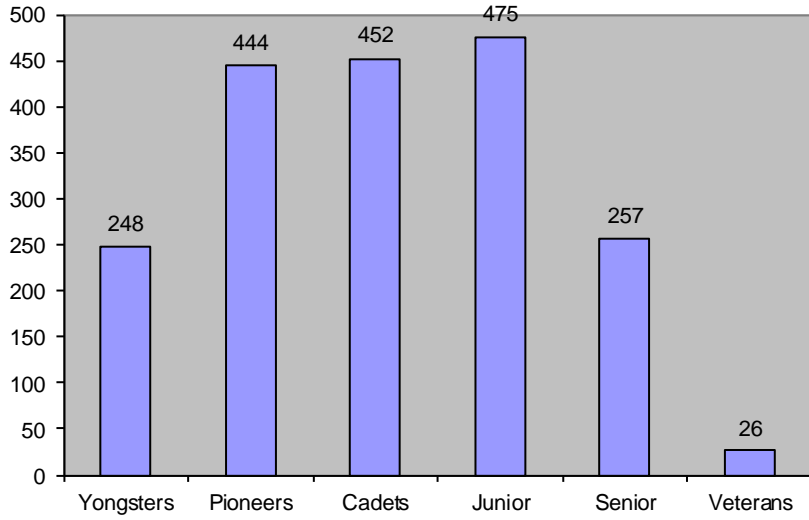
Graph 8. Number of athletes in car race by gender for 2010



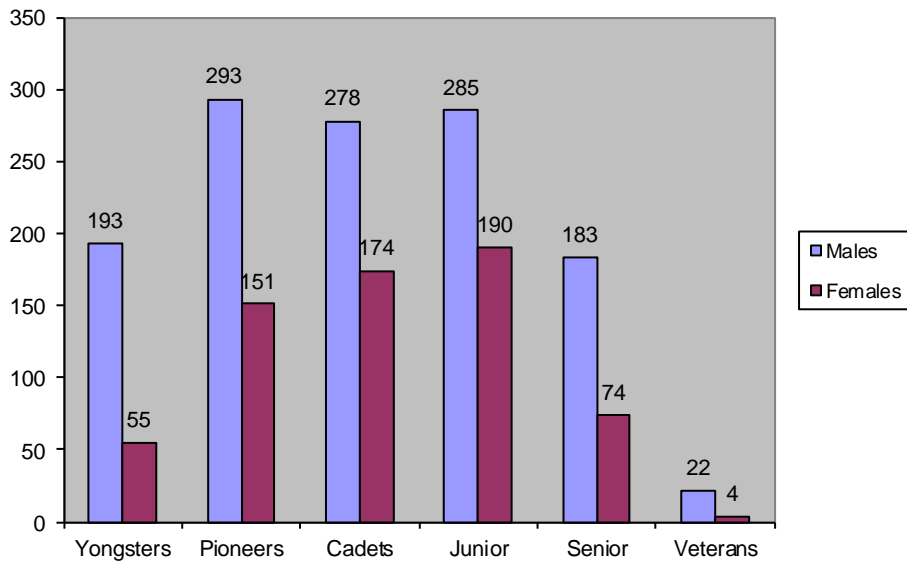
Tab.5. Number of athletes and employees in basketball

Municipality	Number of athletes												Number of employees			
	Youngsters		Pioneers		Cadets		Juniors		Seniors		Veterans		Sports Officials		Other workers	
	Total	Female	Total	Female	Total	Female	Total	Female	Total	Female	Total	Female	Total	Female	Total	Female
Deçani	-	-	-	-	-	-	-	-	-	-	-	-	-	-	-	-
Gjakova	-	-	20	-	20	-	40	-	20	20	-	-	5	-	1	-
Glogovci	-	-	-	-	-	-	-	-	-	-	-	-	-	-	-	-
Gjilani	105	5	22	7	35	20	31	16	17	12	5	-	11	8	10	10
Dragashi	-	-	-	-	-	-	-	-	-	-	-	-	-	-	-	-
Istogu	-	-	-	-	-	-	-	-	-	-	-	-	-	-	-	-
Kaçaniku	-	-	-	-	-	-	-	-	-	-	-	-	-	-	-	-
Klina	-	-	18	-	20	-	-	-	-	-	-	-	-	-	-	-
Fushë Kosova	10	-	-	-	10	-	10	-	20	-	-	-	5	-	5	-
Kamenica	-	-	-	-	-	-	-	-	-	-	-	-	-	-	-	-
Mitrovica	66	30	66	30	66	30	42	24	18	2	6	4	12	3	11	4
Leposaviqi	:	:	:	:	:	:	:	:	:	:	:	:	:	:	:	:
Lipjani	-	-	20	8	-	-	22	10	12	-	-	-	2	-	1	-
Novobërda	-	-	-	-	-	-	-	-	-	-	-	-	-	-	-	-
Obiliqi	-	-	-	-	-	-	-	-	-	-	-	-	-	-	-	-
Rahoveci	-	-	-	-	-	-	-	-	-	-	-	-	-	-	-	-
Peja	12	-	37	22	32	20	15	-	35	20	-	-	3	-	9	5
Podujeva	-	-	-	-	-	-	-	-	20	-	-	-	4	-	-	-
Prishtina	-	-	-	-	-	-	-	-	-	-	-	-	-	-	-	-
Prizreni	40	20	100	40	130	60	115	55	40	20	-	-	30	5	34	5
Skënderaj	-	-	-	-	-	-	-	-	-	-	-	-	-	-	-	-
Shtime	-	-	-	-	-	-	-	-	-	-	-	-	-	-	-	-
Shtërpce	-	-	-	-	-	-	-	-	-	-	-	-	-	-	-	-
Suhareka	-	-	30	10	30	10	20	-	15	-	15	-	5	-	5	-
Ferizaji	15	-	57	10	55	10	110	60	20	-	-	-	-	-	-	-
Vitia	-	-	-	-	-	-	-	-	-	-	-	-	-	-	-	-
Vushtrria	-	-	74	24	54	24	55	25	25	-	-	-	3	-	15	-
Zubin Potoku	:	:	:	:	:	:	:	:	:	:	:	:	:	:	:	:
Zveçani	:	:	:	:	:	:	:	:	:	:	:	:	:	:	:	:
Malisheva	-	-	-	-	-	-	15	-	15	-	-	-	-	-	-	-
Total 2010	248	55	444	151	452	174	475	190	257	74	26	4	80	16	91	24
Total 2009	316	85	370	114	317	90	368	127	316	104	56	14	118	43	87	28
Difference	-68	-30	74	37	135	84	107	63	-59	-30	-30	-10	-38	-27	4	-4

Graph 9. Number of athletes in basketball for 2010



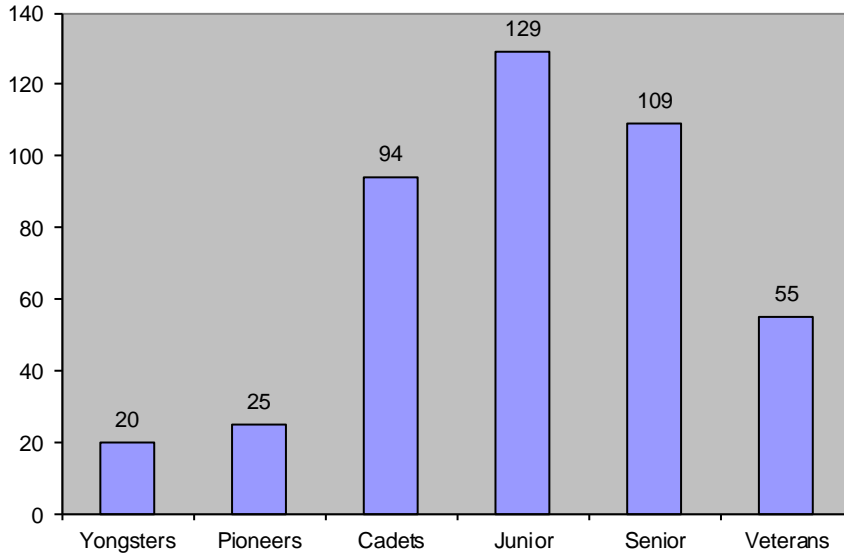
Graph 10. Number of athletes in basketball by gender for 2010



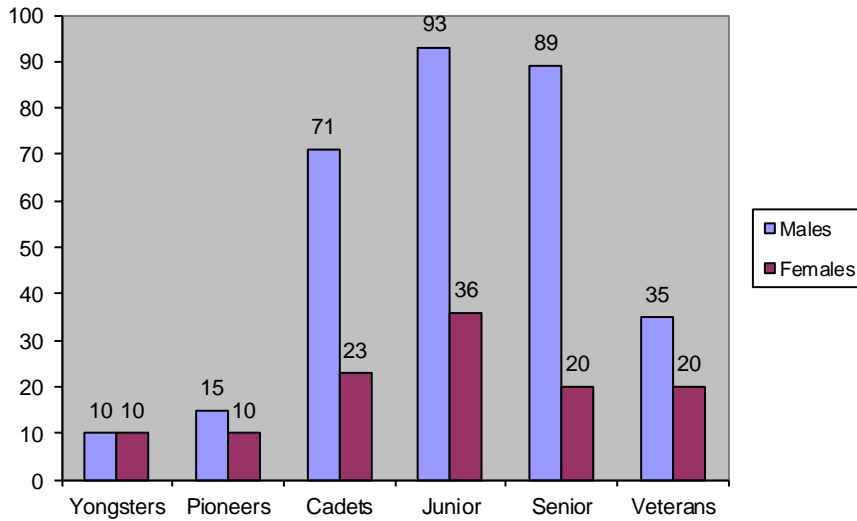
Tab.6. Number of athletes and employees to mountaineering

Municipality	Number of athletes												Number of employees			
	Youngsters		Pioneers		Cadets		Juniors		Seniors		Veterans		Sports Officials		Other workers	
	Total	Female	Total	Female	Total	Female	Total	Female	Total	Female	Total	Female	Total	Female	Total	Female
Deçani	-	-	-	-	-	-	-	-	-	-	-	-	-	-	-	-
Gjakova	-	-	5	-	40	-	20	-	20	-	5	-	5	-	10	-
Glogovci	-	-	-	-	-	-	-	-	-	-	-	-	-	-	-	-
Gjilani	-	-	-	-	-	-	30	12	-	-	-	-	7	3	-	-
Dragashi	-	-	-	-	1	-	-	-	1	-	3	-	1	-	1	-
Istogu	-	-	-	-	-	-	-	-	-	-	-	-	-	-	-	-
Kaçaniku	-	-	-	-	-	-	-	-	-	-	-	-	-	-	-	-
Klina	-	-	-	-	-	-	-	-	-	-	-	-	-	-	-	-
Fushë Kosova	-	-	-	-	-	-	-	-	-	-	-	-	-	-	-	-
Kamenica	-	-	-	-	-	-	-	-	-	-	-	-	-	-	-	-
Mitrovica	-	-	-	-	-	-	-	-	-	-	-	-	-	-	-	-
Leposaviqi	:	:	:	:	:	:	:	:	:	:	:	:	:	:	:	:
Lipjani	-	-	-	-	-	-	-	-	-	-	-	-	-	-	-	-
Novobërda	-	-	-	-	-	-	-	-	-	-	-	-	-	-	-	-
Obiliqi	-	-	-	-	-	-	-	-	-	-	-	-	-	-	-	-
Rahoveci	-	-	-	-	-	-	-	-	-	-	-	-	-	-	-	-
Peja	-	-	-	-	10	-	20	-	20	-	5	-	-	-	-	-
Podujeva	-	-	-	-	-	-	-	-	-	-	-	-	-	-	-	-
Prishtina	-	-	-	-	-	-	-	-	-	-	-	-	-	-	-	-
Prizreni	20	10	20	10	40	20	40	20	40	20	40	20	10	5	10	5
Skënderaj	-	-	-	-	-	-	-	-	-	-	-	-	-	-	-	-
Shtime	-	-	-	-	-	-	-	-	-	-	-	-	-	-	-	-
Shtërpce	-	-	-	-	-	-	-	-	-	-	-	-	-	-	-	-
Suhareka	-	-	-	-	-	-	-	-	-	-	-	-	-	-	-	-
Ferizaji	-	-	-	-	3	3	19	4	28	-	2	-	1	-	-	-
Vitia	-	-	-	-	-	-	-	-	-	-	-	-	-	-	-	-
Vushtrria	-	-	-	-	-	-	-	-	-	-	-	-	-	-	-	-
Zubin Potoku	:	:	:	:	:	:	:	:	:	:	:	:	:	:	:	:
Zveçani	:	:	:	:	:	:	:	:	:	:	:	:	:	:	:	:
Malisheva	-	-	-	-	-	-	-	-	-	-	-	-	-	-	-	-
Total 2010	20	10	25	10	94	23	129	36	109	20	55	20	24	8	21	5
Total 2009	75	25	85	30	132	42	188	65	139	34	80	20	47	13	17	3
Difference	-55	-15	-60	-20	-38	-19	-59	-29	-30	-14	-25	0	-23	-5	4	2

Graph 11. Number of athletes in climbing for 2010



Graph 12. Number of sportsmen in climbing by gender for 2010



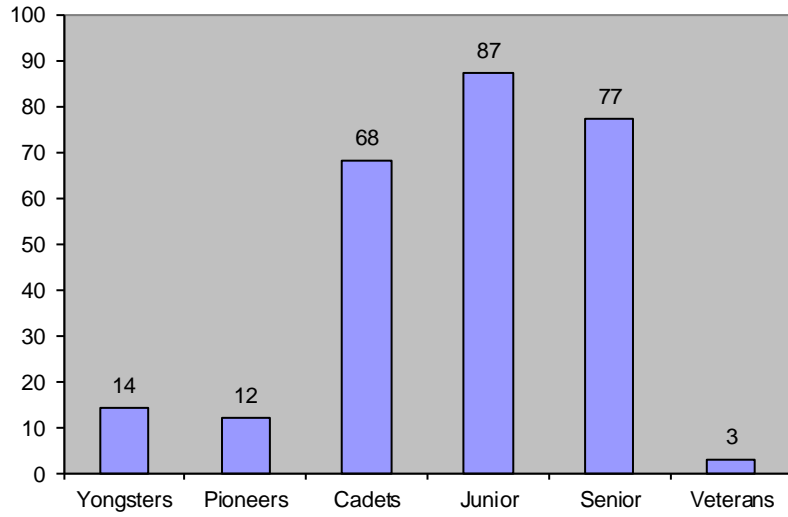
Tab.7. Number of athletes and employees in bodybuilding

Municipality	Number of athletes												Number of employees			
	Youngsters		Pioneers		Cadets		Juniors		Seniors		Veterans		Sports Officials		Other workers	
	Total	Female	Total	Female	Total	Female	Total	Female	Total	Female	Total	Female	Total	Female	Total	Female
Deçani
Gjakova	18	.	9	.	8	.	.	.	3	.	5	.
Glogovci
Gjilani
Dragashi
Istogu
Kaçaniku
Klina
Fushë Kosova
Kamenica
Mitrovica
Leposaviqi	:	:	:	:	:	:	:	:	:	:	:	:	:	:	:	:
Lipjani
Novobërda
Obiliqi
Rahoveci
Peja	6	.	6	.	2	.	.	.	2	.	2	.
Podujeva
Prishtina
Prizreni	5	.	5	.	10	.	.	.	2	.	2	.
Skënderaj
Shtime
Shtërpce
Suhareka
Ferizaji
Vitia
Vushtrria	20	.	15	.	15	.	30	.	12	.	10
Zubin Potoku	:	:	:	:	:	:	:	:	:	:	:	:	:	:	:	:
Zveçani	:	:	:	:	:	:	:	:	:	:	:	:	:	:	:	:
Malisheva
Total 2010	20	0	15	0	44	0	50	0	32	0	10	0	7	0	9	0
Total 2009	20	0	15	0	40	0	79	0	67	0	28	4	27	3	8	0
Difference	0	0	0	0	4	0	-29	0	-35	0	-18	-4	-20	-3	1	0

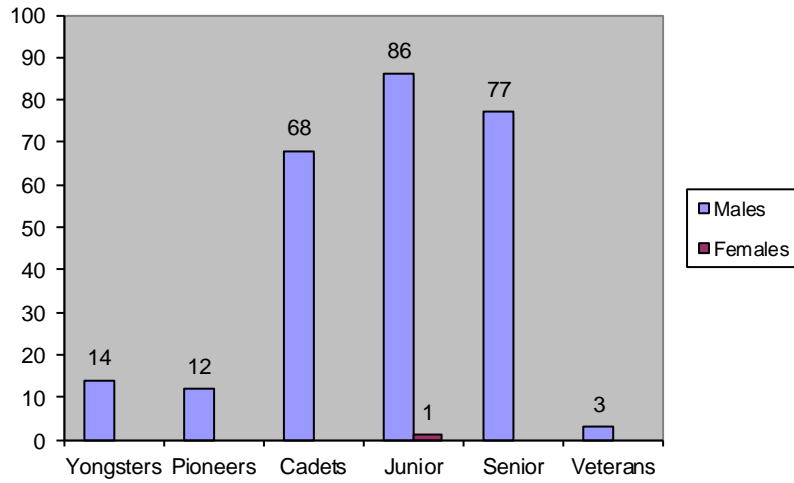
Tab.8. Number of athletes and staff in boxing

Municipality	Number of athletes												Number of employees			
	Youngsters		Pioneers		Cadets		Juniors		Seniors		Veterans		Sports Officials		Other workers	
	Total	Female	Total	Female	Total	Female	Total	Female	Total	Female	Total	Female	Total	Female	Total	Female
Deçani
Gjakova	11	.	11	.	.	.	4	.	8	.
Glogovci
Gjilani	8	.	.	.	3	.	4	.	5	.	.	.	8	.	9	.
Dragashi
Istogu
Kaçaniku
Klina
Fushë Kosova
Kamenica
Mitrovica	10	.	10	.	24	.	.	.	1	.	.	.
Leposaviqi
Lipjani
Novobërda
Obiliqi
Rahoveci
Peja	.	.	3	.	13	.	23	.	14	.	.	.	3	.	6	.
Podujeva	.	.	3	.	10	.	3	.	3	.	3	.	3	.	1	.
Prishtina
Prizreni	20	.	20	.	10	.	.	.	5	.	5	.
Skënderaj
Shtime
Shtërpce
Suhareka
Ferizaji	6	.	6	.	12	.	16	1	10	.	.	.	4	.	.	.
Vitia
Vushtrria
Zubin Potoku
Zveçani
Malisheva
Total 2010	14		12		68		87	1	77		3		28		29	
Total 2009	26		25		47		65		97		4		40		32	
Difference	-12	0	-13	0	21	0	22	1	-20	0	-1	0	-12	0	-3	0

Graph 13. Number of athletes in boxing for 2010



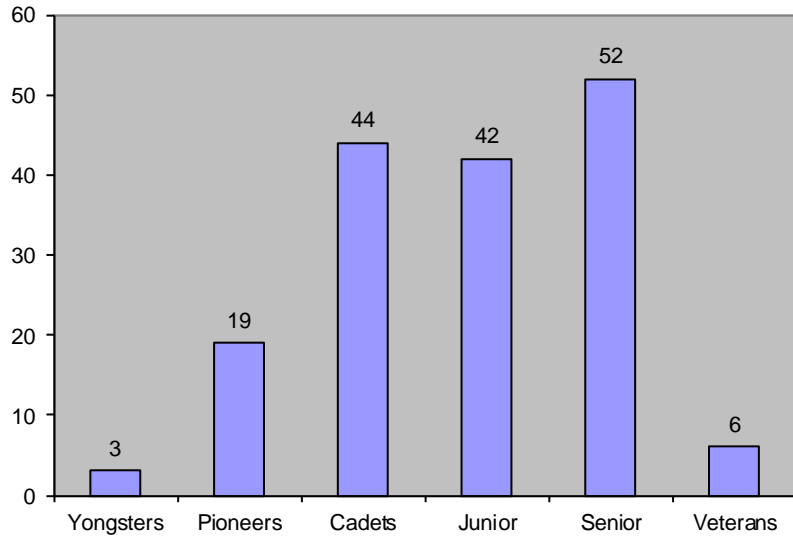
Graph 14. Number of athletes in boxing by gender for 2010



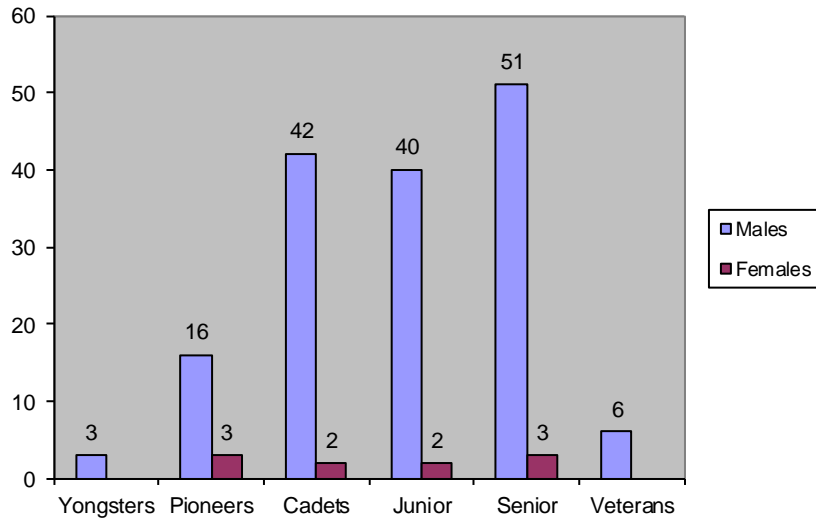
Tab.9. Number of athletes and employees in cycling

Municipality	Number of athletes												Number of employees			
	Youngsters		Pioneers		Cadets		Juniors		Seniors		Veterans		Sports Officials		Other workers	
	Total	Female	Total	Female	Total	Female	Total	Female	Total	Female	Total	Female	Total	Female	Total	Female
Deçani	-	-	-	-	-	-	-	-	-	-	-	-	-	-	-	-
Gjakova	-	-	-	-	5	-	10	-	10	-	-	-	3	-	3	-
Glogovci	-	-	-	-	-	-	-	-	-	-	-	-	-	-	-	-
Gjilani	-	-	-	-	-	-	-	-	-	-	-	-	-	-	-	-
Dragashi	-	-	-	-	-	-	-	-	-	-	-	-	-	-	-	-
Istogu	-	-	-	-	-	-	-	-	-	-	-	-	-	-	-	-
Kaçaniku	-	-	-	-	-	-	-	-	-	-	-	-	-	-	-	-
Klina	-	-	-	-	-	-	-	-	-	-	-	-	-	-	-	-
Fushë Kosova	-	-	-	-	-	-	-	-	-	-	-	-	-	-	-	-
Kamenica	-	-	-	-	-	-	-	-	-	-	-	-	-	-	-	-
Mitrovica	-	-	6	3	6	2	4	2	7	3	-	-	5	2	2	1
Leposaviqi	:	:	:	:	:	:	:	:	:	:	:	:	:	:	:	:
Lipjani	-	-	-	-	-	-	-	-	-	-	-	-	-	-	-	-
Novobërda	-	-	-	-	-	-	-	-	-	-	-	-	-	-	-	-
Obiliqi	-	-	-	-	-	-	-	-	-	-	-	-	-	-	-	-
Rahoveci	-	-	-	-	-	-	-	-	-	-	-	-	-	-	-	-
Peja	-	-	-	-	-	-	5	-	3	-	-	-	4	-	1	-
Podujeva	-	-	-	-	-	-	-	-	-	-	-	-	-	-	-	-
Prishtina	3	-	3	-	3	-	3	-	2	-	6	-	7	-	-	-
Prizreni	-	-	10	-	20	-	10	-	10	-	-	-	2	-	2	-
Skënderaj	-	-	-	-	-	-	-	-	-	-	-	-	-	-	-	-
Shtime	-	-	-	-	-	-	-	-	-	-	-	-	-	-	-	-
Shtërpce	-	-	-	-	-	-	-	-	-	-	-	-	-	-	-	-
Suhareka	-	-	-	-	-	-	-	-	-	-	-	-	-	-	-	-
Ferizaji	-	-	-	-	10	-	10	-	20	-	-	-	1	-	-	-
Vitia	-	-	-	-	-	-	-	-	-	-	-	-	-	-	-	-
Vushtrria	-	-	-	-	-	-	-	-	-	-	-	-	-	-	-	-
Zubin Potoku	:	:	:	:	:	:	:	:	:	:	:	:	:	:	:	:
Zveçani	:	:	:	:	:	:	:	:	:	:	:	:	:	:	:	:
Malisheva	-	-	-	-	-	-	-	-	-	-	-	-	-	-	-	-
Total 2010	3	0	19	3	44	2	42	2	52	3	6	0	22	2	8	1
Total 2009			35	10	42	13	49	8	26	8	12	2	38	11	27	5
Difference	3	0	-16	-7	2	-11	-7	-6	26	-5	-6	-2	-16	-9	-19	-4

Graph 15. Number of athletes in cycling for 2010



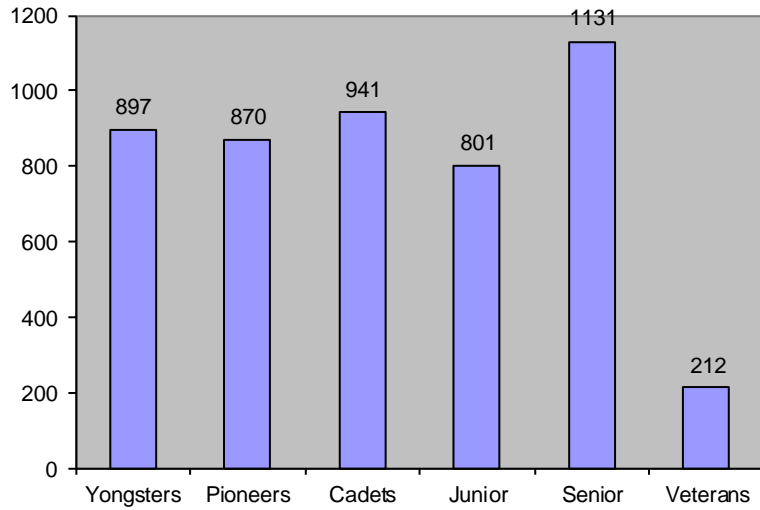
Graph 16. Number of athletes in cycling by gender for 2010



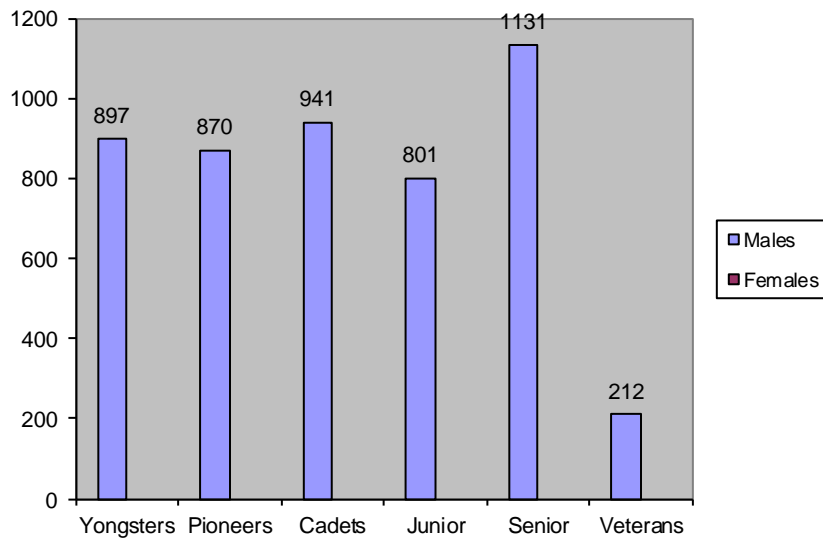
Tab.10. Number of athletes and employees in football

Municipality	Number of athletes											Number of employees				
	Youngsters		Pioneers		Cadets		Juniors		Seniors		Veterans		Sports Officials		Other workers	
	Total	Female	Total	Female	Total	Female	Total	Female	Total	Female	Total	Female	Total	Female	Total	Female
Deçani	25	-	30	-	35	-	20	-	25	-	20	-	1	-	-	-
Gjakova	-	-	20	-	50	-	50	-	87	-	20	-	18	-	33	-
Glogovci	-	-	22	-	26	-	22	-	24	-	16	-	5	-	7	-
Gjilani	60	-	25	-	25	-	25	-	25	-	30	-	15	-	3	-
Dragashi	-	-	-	-	-	-	-	-	-	-	-	-	-	-	-	-
Istogu	30	-	25	-	18	-	30	-	28	-	15	-	12	-	-	-
Kaçaniku	35	-	35	-	45	-	40	-	35	-	10	-	7	-	8	-
Klina	60	-	55	-	31	-	39	-	56	-	18	-	21	-	-	-
Fushë Kosova	30	-	30	-	30	-	30	-	30	-	-	-	15	-	5	-
Kamenica	30	-	24	-	40	-	39	-	50	-	10	-	5	-	3	-
Mitrovica	43	-	65	-	70	-	55	-	70	-	-	-	19	-	10	-
Leposaviqi	:	:	:	:	:	:	:	:	:	:	:	:	:	:	:	:
Lipjani	32	-	26	-	31	-	30	-	32	-	18	-	4	-	4	-
Novobërda	-	-	-	-	-	-	-	-	20	-	-	-	-	-	-	-
Obiliqi	30	-	25	-	30	-	25	-	25	-	-	-	5	-	2	-
Rahoveci	10	-	20	-	15	-	15	-	98	-	20	-	22	-	11	-
Peja	20	-	45	-	115	-	50	-	105	-	-	-	21	-	10	-
Podujeva	50	-	30	-	30	-	30	-	30	-	-	-	10	-	15	-
Prishtina	120	-	40	-	30	-	25	-	25	-	-	-	2	-	6	-
Prizreni	70	-	70	-	70	-	50	-	70	-	-	-	16	-	28	-
Skënderaj	37	-	35	-	41	-	35	-	40	-	-	-	3	-	11	-
Shtime	-	-	-	-	-	-	-	-	-	-	-	-	-	-	-	-
Shtërpce	-	-	-	-	-	-	-	-	22	-	-	-	-	-	2	-
Suhareka	20	-	80	-	100	-	80	-	100	-	35	-	25	-	25	-
Ferizaji	70	-	60	-	30	-	40	-	52	-	-	-	16	-	1	-
Vitia	-	-	-	-	-	-	38	-	42	-	-	-	22	-	2	-
Vushtrria	35	-	60	-	28	-	25	-	30	-	-	-	5	-	1	-
Zubin Potoku	:	:	:	:	:	:	:	:	:	:	:	:	:	:	:	:
Zveçani	:	:	:	:	:	:	:	:	:	:	:	:	:	:	:	:
Malisheva	90	-	48	-	51	-	8	-	10	-	-	-	8	-	4	-
Total 2010	897		870		941		801		1131		212		277		191	
Total 2009	1092		1125		1167		918		1333		226		322		185	
Difference	-195	0	-255	0	-226	0	-117	0	-202	0	-14	0	-45	0	6	0

Graph 17. Number of athletes in football for 2010



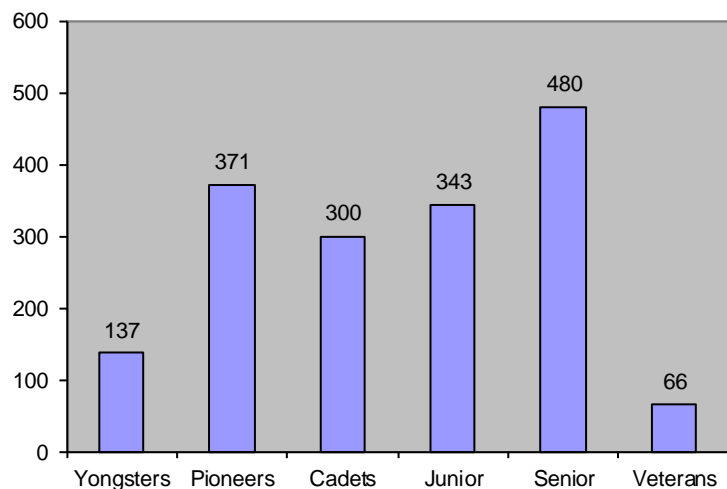
Graph 18. Number of athletes in football by gender for 2010



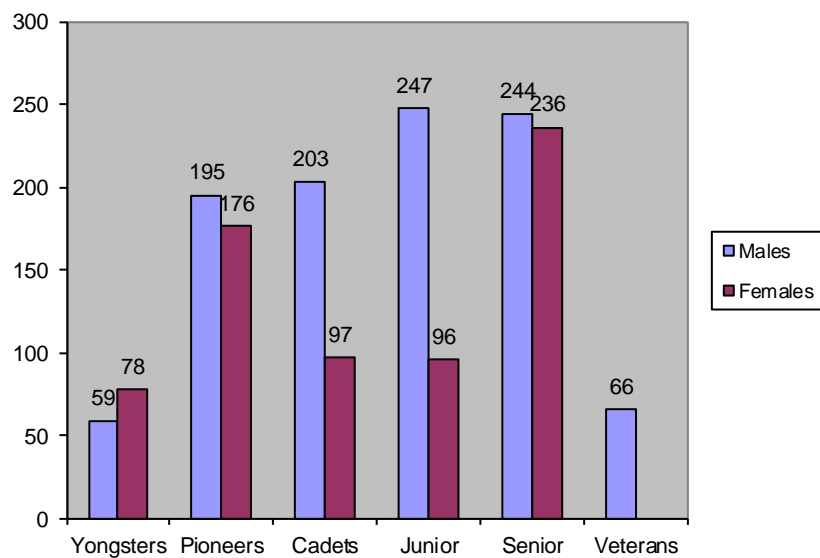
Tab.11. Number of athletes and employees in handball

Municipality	Number of athletes												Number of employees			
	Youngsters		Pioneers		Cadets		Juniors		Seniors		Veterans		Sports Officials		Other workers	
	Total	Female	Total	Female	Total	Female	Total	Female	Total	Female	Total	Female	Total	Female	Total	Female
Deçani	45	20	50	25	20	-	25	-	60	40	-	-	3	2	5	3
Gjakova	-	-	50	25	-	-	48	28	47	27	-	-	14	6	31	14
Glogovci	-	-	15	-	22	-	20	-	18	-	14	-	15	-	9	-
Gjilani	15	15	45	15	45	15	44	15	29	15	-	-	5	-	-	-
Dragashi	-	-	-	-	-	-	-	-	-	-	-	-	-	-	-	-
Istogu	-	-	15	15	-	-	-	-	20	20	-	-	-	-	-	-
Kaçaniku	15	-	25	-	30	-	15	-	20	-	5	-	3	-	3	-
Klina	-	-	20	20	-	-	-	-	55	30	-	-	-	-	5	-
Fushë Kosova	-	-	-	-	-	-	-	-	-	-	-	-	-	-	-	-
Kamenica	-	-	-	-	-	-	-	-	-	-	-	-	-	-	-	-
Mitrovica	-	-	25	15	30	15	35	15	45	25	15	-	14	4	16	6
Leposaviqi	:	:	:	:	:	:	:	:	:	:	:	:	:	:	:	:
Lipjani	-	-	-	-	-	-	-	-	-	-	-	-	-	-	-	-
Novobërda	-	-	-	-	-	-	-	-	-	-	-	-	-	-	-	-
Obiliqi	18	23	24	17	19	16	17	14	18	17	12	-	7	7	2	3
Rahoveci	-	-	-	-	-	-	-	-	10	-	-	-	2	-	2	-
Peja	-	-	15	-	22	-	20	-	12	-	-	-	2	-	5	-
Podujeva	-	-	-	-	15	-	20	-	17	-	-	-	5	-	3	-
Prishtina	20	20	20	20	20	20	-	-	16	16	-	-	9	9	3	3
Prizreni	-	-	10	-	10	-	15	-	15	-	-	-	2	-	2	-
Skënderaj	-	-	-	-	-	-	-	-	-	-	-	-	-	-	-	-
Shtime	10	-	15	-	-	-	20	-	12	-	20	-	2	-	3	-
Shtërpce	-	-	-	-	-	-	-	-	-	-	-	-	-	-	-	-
Suhareka	-	-	-	-	-	-	-	-	-	-	-	-	-	-	-	-
Ferizaji	14	-	34	16	32	16	40	20	42	22	-	-	8	4	2	-
Vitia	-	-	-	-	-	-	-	-	-	-	-	-	-	-	-	-
Vushtrria	-	-	8	8	32	12	20	-	34	14	-	-	9	-	5	-
Zubin Potoku	:	:	:	:	:	:	:	:	:	:	:	:	:	:	:	:
Zveçani	:	:	:	:	:	:	:	:	:	:	:	:	:	:	:	:
Malisheva	-	-	-	-	3	3	4	4	10	10	-	-	3	1	3	-
Total 2010	137	78	371	176	300	97	343	96	480	236	66		103	33	99	29
Total 2009	103	53	282	132	219	86	274	60	353	133	32		110	27	70	19
Difference	34	25	89	44	81	11	69	36	127	103	34		0	6	29	10

Graph 19. Number of athletes in handball for 2010



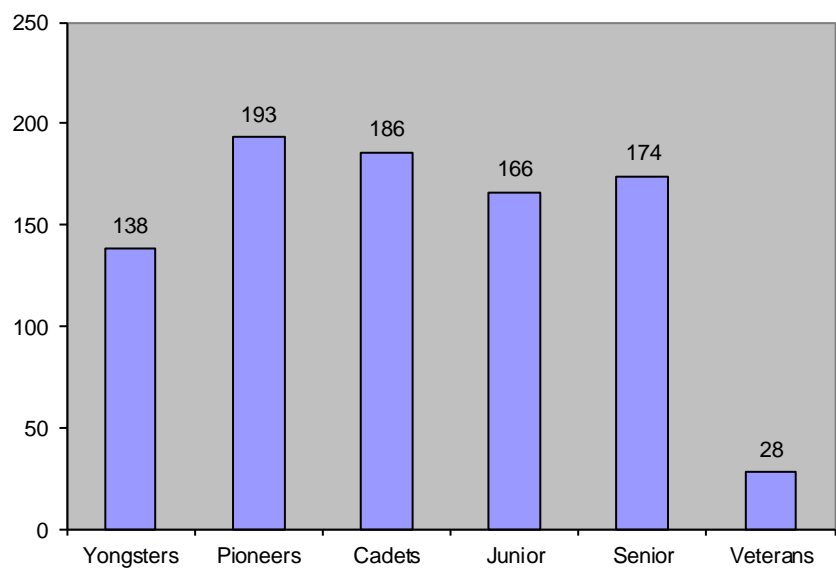
Graph 20. Number of athletes in handball by gender for 2010



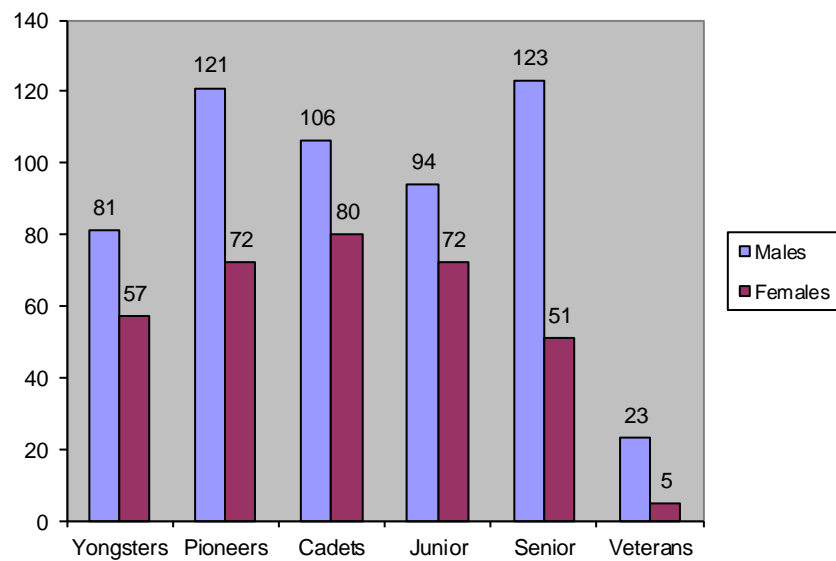
Tab.12 Number of athletes and employees in karate

Municipality	Number of athletes												Number of employees			
	Youngsters		Pioneers		Cadets		Juniors		Seniors		Veterans		Sports Officials		Other workers	
	Total	Female	Total	Female	Total	Female	Total	Female	Total	Female	Total	Female	Total	Female	Total	Female
Deçani	-	-	-	-	-	-	-	-	-	-	-	-	-	-	-	-
Gjakova	-	-	15	5	10	-	-	-	-	-	-	-	1	-	2	-
Glogovci	-	-	-	-	-	-	-	-	-	-	-	-	-	-	-	-
Gjilani	34	15	24	11	34	23	28	11	27	13	10	3	10	2	6	-
Dragashi	-	-	-	-	-	-	-	-	-	-	-	-	-	-	-	-
Istogu	-	-	-	-	-	-	-	-	-	-	-	-	-	-	-	-
Kaçaniku	-	-	-	-	-	-	-	-	-	-	-	-	-	-	-	-
Klina	-	-	-	-	-	-	-	-	-	-	-	-	-	-	-	-
Fushë Kosova	-	-	-	-	-	-	-	-	-	-	-	-	-	-	-	-
Kamenica	8	2	8	3	-	-	10	7	3	3	1	1	5	5	1	1
Mitrovica	-	-	-	-	-	-	-	-	-	-	-	-	-	-	-	-
Leposaviqi	:	:	:	:	:	:	:	:	:	:	:	:	:	:	:	:
Lipjani	-	-	-	-	14	6	-	-	16	6	-	-	1	-	2	-
Novobërda	-	-	-	-	-	-	-	-	-	-	-	-	-	-	-	-
Obiliqi	-	-	-	-	-	-	-	-	-	-	-	-	-	-	-	-
Rahoveci	-	-	-	-	-	-	-	-	-	-	-	-	-	-	-	-
Peja	3	-	22	4	19	4	19	4	15	-	2	-	5	-	2	-
Podujeva	15	3	25	5	17	4	10	2	7	-	9	-	31	-	2	-
Prishtina	11	5	16	6	25	11	8	2	4	2	4	1	8	3	6	-
Prizreni	-	-	10	5	10	5	10	5	10	5	-	-	5	-	5	-
Skënderaj	-	-	-	-	-	-	-	-	-	-	-	-	-	-	-	-
Shtime	-	-	-	-	-	-	-	-	-	-	-	-	-	-	-	-
Shtërpce	-	-	-	-	-	-	-	-	-	-	-	-	-	-	-	-
Suhareka	-	-	6	3	10	5	20	10	12	2	2	-	5	-	-	-
Ferizaji	67	32	67	30	47	22	61	31	80	20	-	-	-	-	1	-
Vitia	-	-	-	-	-	-	-	-	-	-	-	-	-	-	-	-
Vushtrria	-	-	-	-	-	-	-	-	-	-	-	-	-	-	-	-
Zubin Potoku	:	:	:	:	:	:	:	:	:	:	:	:	:	:	:	:
Zveçani	:	:	:	:	:	:	:	:	:	:	:	:	:	:	:	:
Malisheva	-	-	-	-	-	-	-	-	-	-	-	-	-	-	-	-
Total 2010	138	57	193	72	186	80	166	72	174	51	28	5	71	10	27	1
Total 2009	284	80	294	80	281	81	231	75	189	51	35	7	108	16	51	10
Difference	-146	-23	-101	-8	-95	-1	-65	-3	-15	0	-7	-2	-37	-6	-24	-9

Graph 21. Number of athletes in karate for 2010



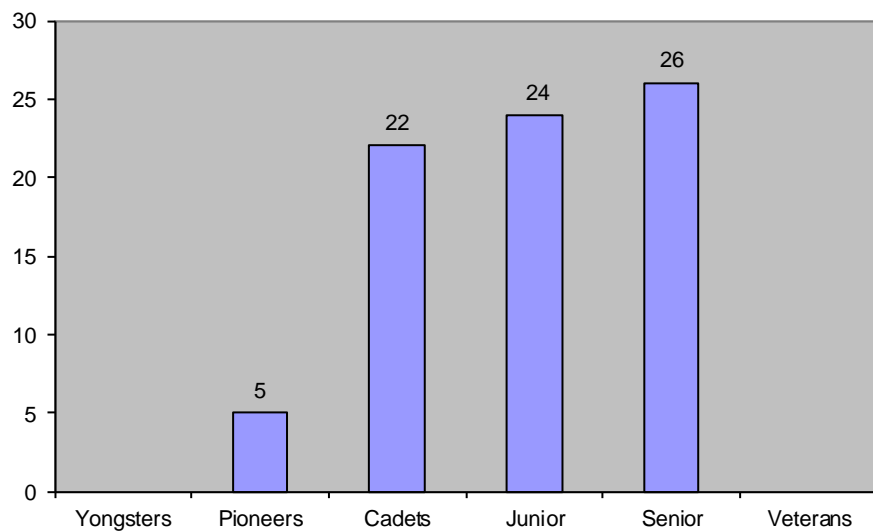
Graph 22. Number of athletes in karate by gender for 2010



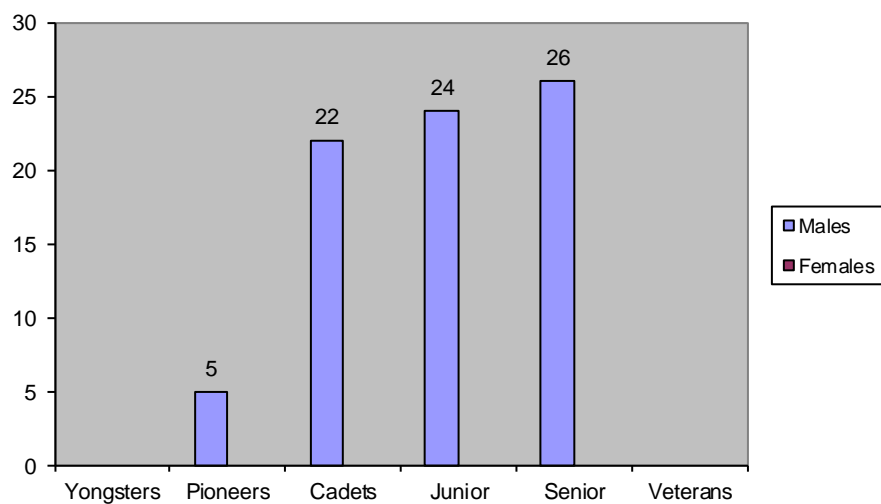
Tab.13. Number of athletes and employees in kick - boxing

Municipality	Number of athletes												Number of employees			
	Youngsters		Pioneers		Cadets		Juniors		Seniors		Veterans		Sports Officials		Other workers	
	Total	Female	Total	Female	Total	Female	Total	Female	Total	Female	Total	Female	Total	Female	Total	Female
Deçani
Gjakova
Glogovci
Gjilani
Dragashi
Istogu
Kaçaniku
Klina
Fushë Kosova
Kamenica
Mitrovica
Leposaviqi	:	:	:	:	:	:	:	:	:	:	:	:	:	:	:	:
Lipjani
Novobërda
Obiliqi	.	.	5	.	10	.	10	.	6	.	.	.	1	.	3	.
Rahoveci
Peja
Podujeva
Prishtina
Prizreni
Skënderaj
Shtime
Shtërpce
Suhareka
Ferizaji	12	.	14	.	20	1	.
Vitia
Vushtrria
Zubin Potoku	:	:	:	:	:	:	:	:	:	:	:	:	:	:	:	:
Zveçani	:	:	:	:	:	:	:	:	:	:	:	:	:	:	:	:
Malisheva
Total 2010	0		5	0	22		24	0	26	0	0	0	1	0	4	
Total 2009	30		29	18	20		19	1	21	1	17	1	19	2	2	
Difference	-30	0	-24	-18	2	0	5	-1	5	-1	-17	-1	-18	-2	2	0

Graph 23. Number of athletes in kick-boxing for 2010



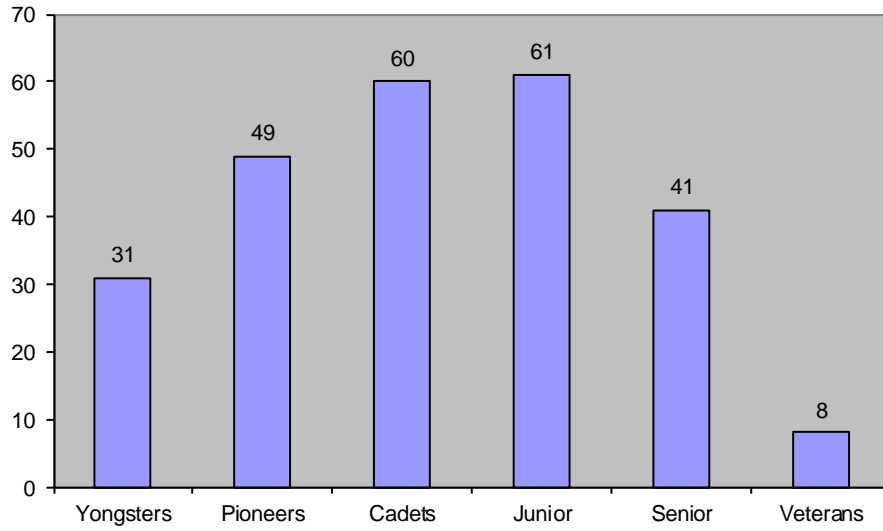
Graph 24. Number of athletes in kick-boxing by gender for 2010



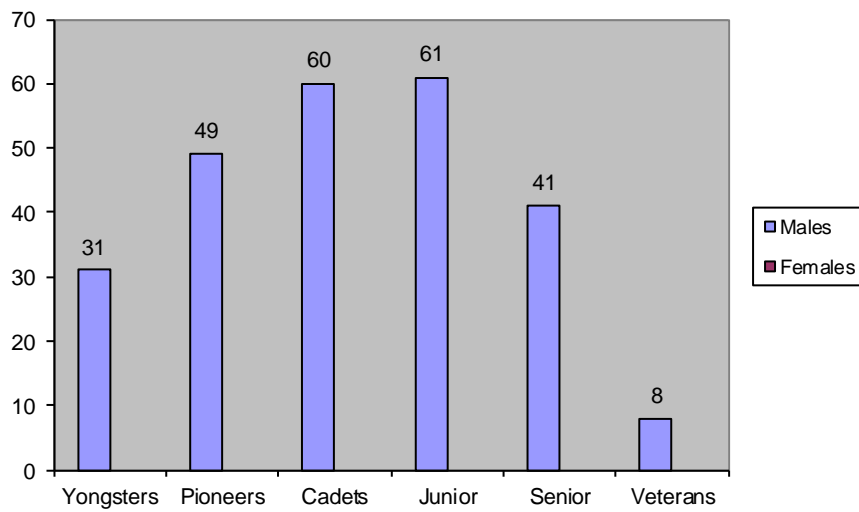
Tab.14. Number of athletes and employees in wrestling

Municipality	Number of athletes												Number of employees			
	Youngsters		Pioneers		Cadets		Juniors		Seniors		Veterans		Sports Officials		Other workers	
	Total	Female	Total	Female	Total	Female	Total	Female	Total	Female	Total	Female	Total	Female	Total	Female
Deçani	-	-	-	-	-	-	-	-	-	-	-	-	-	-	-	-
Gjakova	-	-	-	-	-	-	-	-	-	-	-	-	-	-	-	-
Glogovci	-	-	-	-	-	-	-	-	-	-	-	-	-	-	-	-
Gjilani	-	-	-	-	-	-	-	-	-	-	-	-	-	-	-	-
Dragashi	-	-	-	-	-	-	-	-	-	-	-	-	-	-	-	-
Istogu	-	-	-	-	-	-	-	-	-	-	-	-	-	-	-	-
Kaçaniku	-	-	-	-	-	-	-	-	-	-	-	-	-	-	-	-
Klina	-	-	-	-	-	-	-	-	-	-	-	-	-	-	-	-
Fushë Kosova	-	-	-	-	-	-	-	-	-	-	-	-	-	-	-	-
Kamenica	-	-	-	-	-	-	-	-	-	-	-	-	-	-	-	-
Mitrovica	-	-	-	-	-	-	-	-	-	-	-	-	-	-	-	-
Leposaviqi	-	-	-	-	-	-	-	-	-	-	-	-	-	-	-	-
Lipjani	-	-	-	-	-	-	-	-	-	-	-	-	-	-	-	-
Novobërda	-	-	-	-	-	-	-	-	-	-	-	-	-	-	-	-
Obiliqi	-	-	-	-	-	-	-	-	-	-	-	-	-	-	-	-
Rahoveci	-	-	-	-	-	-	-	-	-	-	-	-	-	-	-	-
Peja	-	-	-	-	-	-	-	-	-	-	-	-	-	-	-	-
Podujeva	-	-	-	-	-	-	-	-	-	-	-	-	-	-	-	-
Prishtina	-	-	-	-	-	-	-	-	-	-	-	-	-	-	-	-
Prizreni	10	-	10	-	20	-	20	-	10	-	-	-	4	-	6	-
Skënderaj	-	-	-	-	-	-	-	-	-	-	-	-	-	-	-	-
Shtime	-	-	-	-	-	-	-	-	-	-	-	-	-	-	-	-
Shtërpce	-	-	-	-	-	-	-	-	-	-	-	-	-	-	-	-
Suhareka	10	-	20	-	20	-	30	-	10	-	5	-	5	-	-	-
Ferizaji	6	-	4	-	10	-	4	-	16	-	-	-	4	-	-	-
Vitia	-	-	-	-	-	-	-	-	-	-	-	-	-	-	-	-
Vushtrria	5	-	15	-	10	-	7	-	5	-	3	-	9	-	18	-
Zubin Potoku	:	:	:	:	:	:	:	:	:	:	:	:	:	:	:	:
Zveçani	:	:	:	:	:	:	:	:	:	:	:	:	:	:	:	:
Malisheva	-	-	-	-	-	-	-	-	-	-	-	-	-	-	-	-
Total 2010	31	0	49	0	60	0	61	0	41	0	8	0	22	0	24	0
Total 2009	17	0	78	0	68	0	59	0	67	0	6	0	30	0	32	0
Difference	14	0	-29	0	-8	0	2	0	-26	0	2	0	-8	0	-8	0

Graph 25. Number of athletes in wrestling for 2010



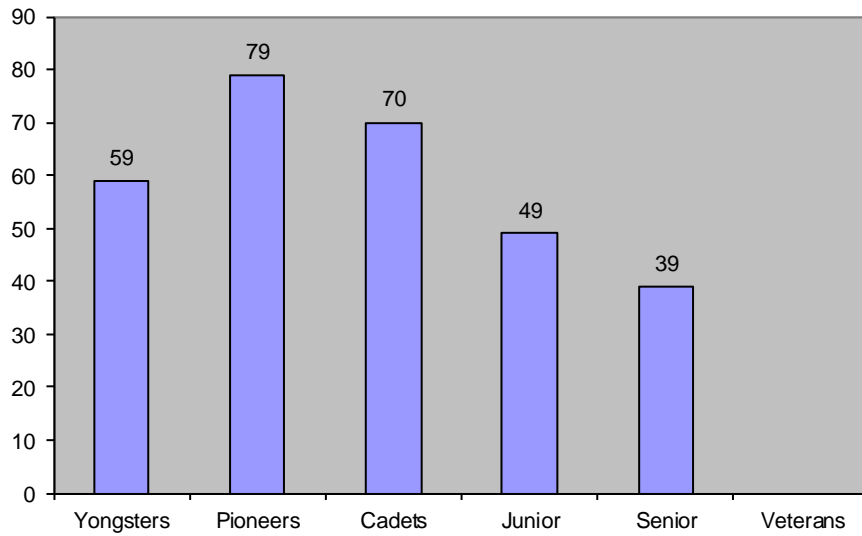
Graph 26. Number of athletes in wrestling by gender for 2010



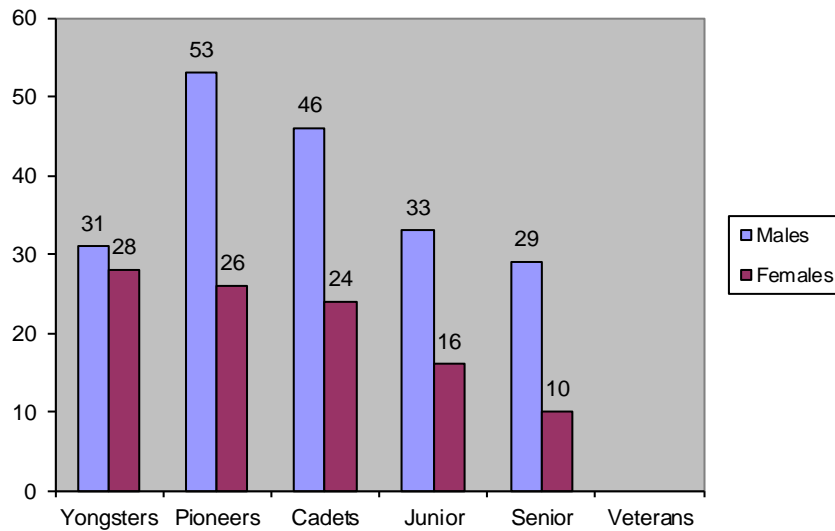
Tab.15. Number of athletes and employees in swimming

Municipality	Number of athletes												Number of employees			
	Youngsters		Pioneers		Cadets		Juniors		Seniors		Veterans		Sports Officials		Other workers	
	Total	Female	Total	Female	Total	Female	Total	Female	Total	Female	Total	Female	Total	Female	Total	Female
Deçani
Gjakova	.	.	5	.	7	2	10	.	5	.	.	.	3	.	3	.
Glogovci
Gjilani
Dragashi
Istogu
Kaçaniku
Klina
Fushë Kosova
Kamenica
Mitrovica
Leposaviqi
Lipjani
Novobërda
Obiliqi
Rahoveci
Peja
Podujeva
Prishtina	26	13	22	9	10	6	14	6	8	4	.	.	13	6	4	2
Prizreni
Skënderaj
Shtime
Shtërpce
Suhareka
Ferizaji	18	8	27	12	18	6	25	10	26	6	1	.
Vitia
Vushtrria
Zubin Potoku
Zveçani
Malisheva	15	7	25	5	35	10
Total 2010	59	28	79	26	70	24	49	16	39	10	0	0	16	6	8	2
Total 2009	42	15	64	23	84	29	45	22	47	18	21	3	8	1	6	3
Difference	17	13	15	3	-14	-5	4	-6	-8	-8	-21	-3	8	5	2	-1

Graph 27. Number of athletes in swimming for 2010



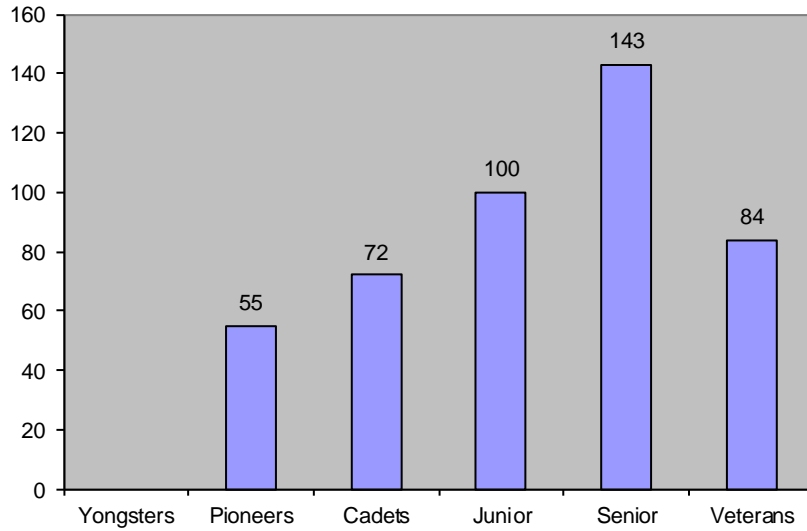
Graph 28. Number of athletes in swimming by gender for 2010



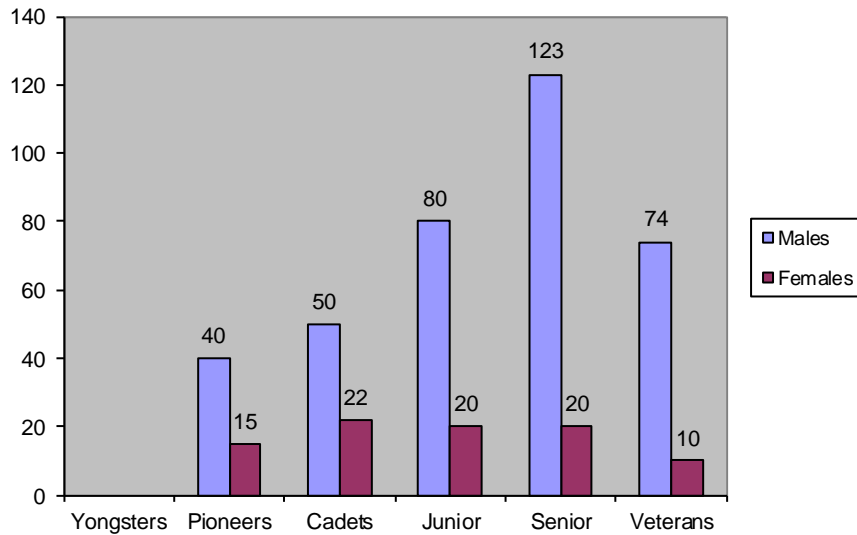
Tab.16. Number of athletes and employees in fishing

Municipality	Number of athletes												Number of employees			
	Youngsters		Pioneers		Cadets		Juniors		Seniors		Veterans		Sports Officials		Other workers	
	Total	Female	Total	Female	Total	Female	Total	Female	Total	Female	Total	Female	Total	Female	Total	Female
Deçani
Gjakova	.	.	15	5	12	2	10	.	13	.	.	.	2	.	1	.
Glogovci	.	.	20	.	10	.	30	.	25	.	14	.	5	.	6	.
Gjilani
Dragashi
Istogu
Kaçaniku
Klina
Fushë Kosova
Kamenica
Mitrovica
Leposaviqi
Lipjani
Novobërda
Obiliqi
Rahoveci
Peja	5	.	15	.	.	.	8	.	2	.
Podujeva
Prishtina
Prizreni	.	.	20	10	40	20	40	20	70	20	60	10	5	.	5	.
Skënderaj
Shtime
Shtërpce
Suhareka
Ferizaji	10	.	15	.	20	.	10	.	.	.	2	.
Vitia
Vushtrria
Zubin Potoku
Zveçani
Malisheva
Total 2010	0	0	55	15	72	22	100	20	143	20	84	10	20		16	
Total 2009	14	3	67	14	30	2	79	7	318	2	94		31		28	
Difference	-14	-3	-12	1	42	20	21	13	-175	18	-10	10	-11	0	-12	0

Graph 29. Number of athletes in the fishing for 2010



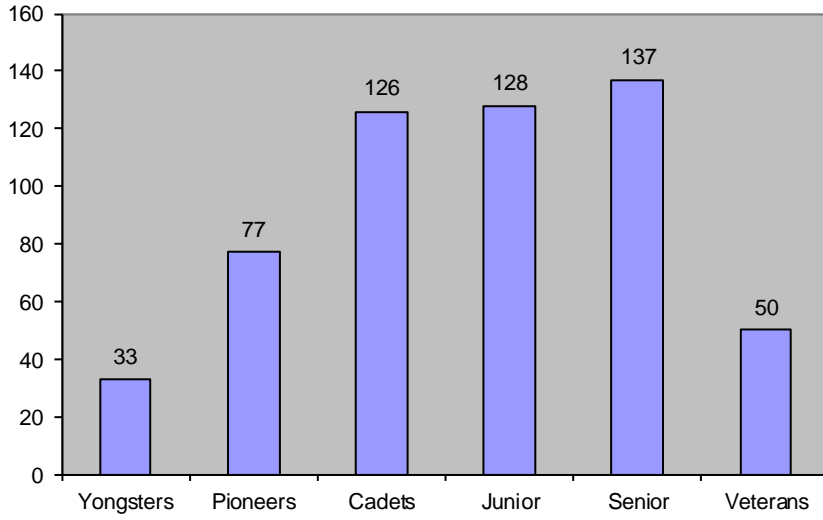
Graph 30. Number of athletes in fishing by gender for 2010



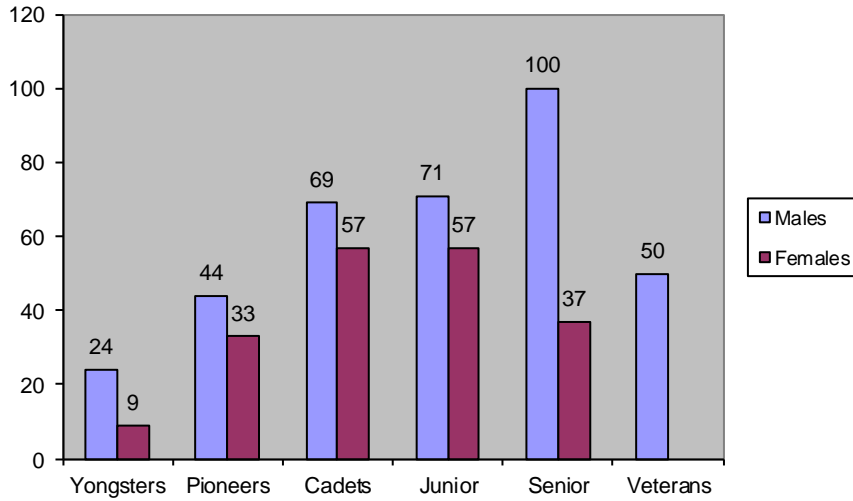
Tab.17. Number of athletes and employees in table tennis

Municipality	Number of athletes												Number of employees			
	Youngsters		Pioneers		Cadets		Juniors		Seniors		Veterans		Sports Officials		Other workers	
	Total	Female	Total	Female	Total	Female	Total	Female	Total	Female	Total	Female	Total	Female	Total	Female
Deçani	-	-	-	-	-	-	-	-	-	-	-	-	-	-	-	-
Gjakova	-	-	2	2	3	-	2	-	5	-	-	-	2	-	1	-
Glogovci	-	-	-	-	-	-	-	-	-	-	-	-	-	-	-	-
Gjilani	2	2	2	2	2	2	6	6	-	-	-	3	-	-	-	-
Dragashi	-	-	-	-	-	-	-	-	-	-	-	-	-	-	-	-
Istogu	-	-	-	-	-	-	-	-	-	-	-	-	-	-	-	-
Kaçaniku	15	-	30	10	35	15	35	20	50	20	-	5	3	6	3	-
Klina	-	-	-	-	-	-	-	-	-	-	-	-	-	-	-	-
Fushë Kosova	-	-	-	-	-	-	-	-	-	-	-	-	-	-	-	-
Kamenica	-	-	-	-	-	-	-	-	-	-	-	-	-	-	-	-
Mitrovica	-	-	-	-	-	-	-	-	-	-	-	-	-	-	-	-
Leposaviqi	:	:	:	:	:	:	:	:	:	:	:	:	:	:	:	:
Lipjani	-	-	-	-	-	-	-	-	-	-	-	-	-	-	-	-
Novobërda	-	-	-	-	-	-	-	-	-	-	-	-	-	-	-	-
Obiliqi	-	-	-	-	-	-	-	-	-	-	-	-	-	-	-	-
Rahoveci	-	-	-	-	-	-	-	-	-	-	-	-	-	-	-	-
Peja	-	-	2	-	5	-	4	-	5	-	4	6	-	2	-	-
Podujeva	-	-	-	-	-	-	-	-	-	-	-	-	-	-	-	-
Prishtina	-	-	-	-	-	-	-	-	-	-	-	-	-	-	-	-
Prizreni	10	5	30	15	50	25	40	15	30	10	20	9	-	9	-	-
Skënderaj	-	-	-	-	17	12	21	16	12	7	5	-	-	4	-	-
Shtime	-	-	-	-	-	-	-	-	-	-	-	-	-	-	-	-
Shtërpce	-	-	-	-	-	-	-	-	-	-	-	-	-	-	-	-
Suhareka	-	-	-	-	3	-	5	-	15	-	5	3	-	2	-	-
Ferizaji	6	2	7	4	7	3	10	-	10	-	8	2	-	-	-	-
Vitia	-	-	-	-	-	-	-	-	-	-	-	-	-	-	-	-
Vushtrria	-	-	4	-	4	-	5	-	10	-	8	5	-	6	-	-
Zubin Potoku	:	:	:	:	:	:	:	:	:	:	:	:	:	:	:	:
Zveçani	:	:	:	:	:	:	:	:	:	:	:	:	:	:	:	:
Malisheva	-	-	-	-	-	-	-	-	-	-	-	-	-	-	-	-
Total 2010	33	9	77	33	126	57	128	57	137	37	50	0	35	3	30	3
Total 2009	76	39	112	61	130	65	130	64	139	38	72	7	48	7	37	19
Difference	-43	-30	-35	-28	-4	-8	-2	-7	-2	-1	-22	-7	-13	-4	-7	-16

Graph 31. Number of athletes in table tennis for 2010



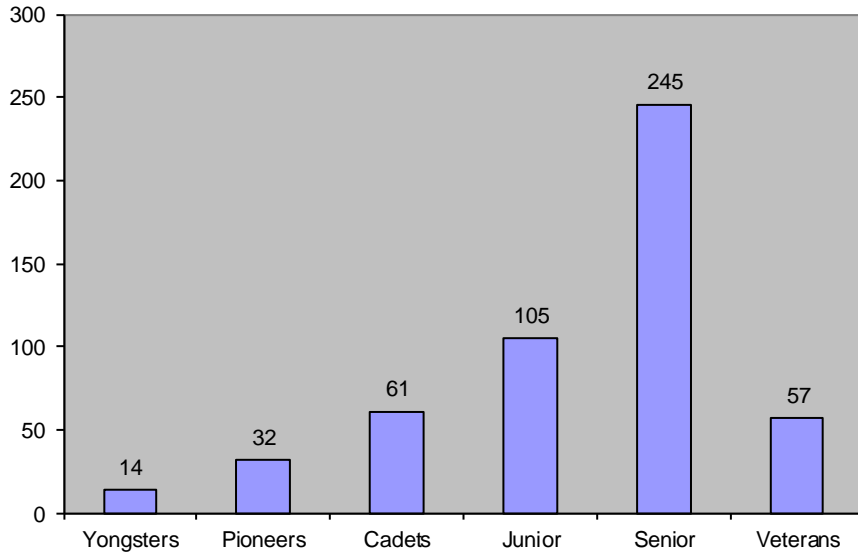
Graph 32. Number of athletes in table tennis by gender for 2010



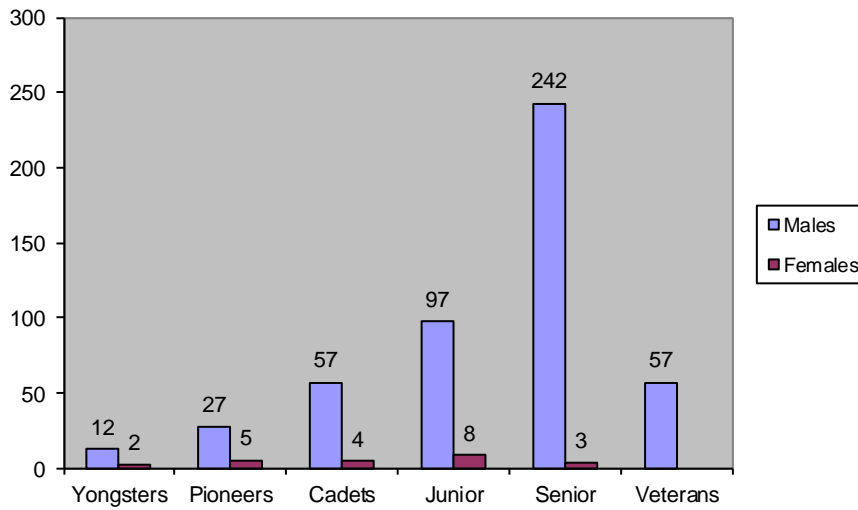
Tab.18. Number of athletes and employees in chess

Municipality	Number of athletes												Number of employees			
	Youngsters		Pioneers		Cadets		Juniors		Seniors		Veterans		Sports Officials		Other workers	
	Total	Female	Total	Female	Total	Female	Total	Female	Total	Female	Total	Female	Total	Female	Total	Female
Deçani	-	-	-	-	-	-	-	-	-	-	-	-	-	-	-	-
Gjakova	-	-	-	-	-	-	-	-	-	-	-	-	-	-	-	-
Glogovci	-	-	6	-	6	-	16	3	15	-	-	-	3	-	2	-
Gjilani	-	-	-	-	-	-	-	-	-	-	-	-	-	-	-	-
Dragashi	-	-	-	-	-	-	-	-	-	-	-	-	-	-	-	-
Istogu	-	-	-	-	-	-	-	-	-	-	-	-	-	-	-	-
Kaçaniku	-	-	-	-	-	-	-	-	-	-	-	-	-	-	-	-
Klina	-	-	-	-	-	-	-	-	-	-	-	-	-	-	-	-
Fushë Kosova	-	-	-	-	-	-	-	-	-	-	-	-	-	-	-	-
Kamenica	-	-	-	-	-	-	-	-	15	-	5	-	3	-	1	-
Mitrovica	8	2	20	5	16	4	17	5	59	3	-	6	1	12	-	-
Leposaviqi	:	:	:	:	:	:	:	:	:	:	:	:	:	:	:	:
Lipjani	-	-	-	-	-	-	6	-	15	-	3	-	1	-	1	-
Novobërda	-	-	-	-	-	-	-	-	-	-	-	-	-	-	-	-
Obiliqi	-	-	-	-	-	-	-	-	-	-	-	-	-	-	-	-
Rahoveci	-	-	-	-	18	-	20	-	15	-	10	-	4	-	2	-
Peja	-	-	-	-	3	-	3	-	3	-	5	-	2	-	2	-
Podujeva	-	-	-	-	8	-	12	-	44	-	20	-	19	-	-	-
Prishtina	-	-	-	-	-	-	-	-	-	-	-	-	-	-	-	-
Prizreni	-	-	-	-	-	-	-	-	-	-	-	-	-	-	-	-
Skënderaj	-	-	-	-	-	-	-	-	12	-	8	-	-	-	-	-
Shtime	-	-	-	-	-	-	-	-	-	-	-	-	-	-	-	-
Shtërpce	-	-	-	-	-	-	-	-	-	-	-	-	-	-	-	-
Suhareka	6	-	6	-	10	-	20	-	22	-	6	-	4	-	2	-
Ferizaji	-	-	-	-	-	-	6	-	12	-	-	-	-	-	1	-
Vitia	-	-	-	-	-	-	-	-	-	-	-	-	-	-	-	-
Vushtrria	-	-	-	-	-	-	-	-	18	-	-	-	4	-	-	-
Zubin Potoku	:	:	:	:	:	:	:	:	:	:	:	:	:	:	:	:
Zveçani	:	:	:	:	:	:	:	:	:	:	:	:	:	:	:	:
Malisheva	-	-	-	-	-	-	5	-	15	-	-	-	3	-	2	-
Total 2010	14	2	32	5	61	4	105	8	245	3	57	49	1	25		
Total 2009	8	2	20	5	46	4	72	12	215	10	57	55	1	23		
Difference	6	0	12	0	15	0	33	-4	30	-7	0	0	-6	0	2	0

Graph 33. Number of athletes in chess for 2010



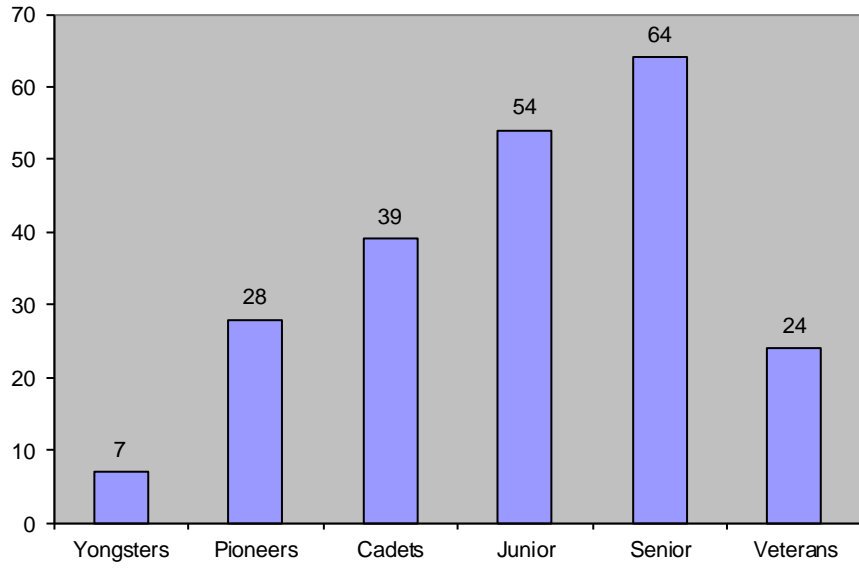
Graph 34. Number of athletes in chess for 2010



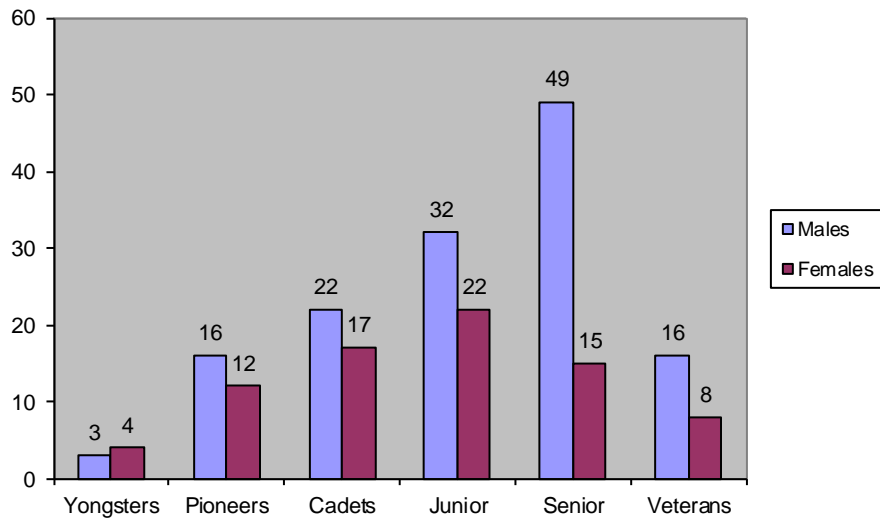
Tab.19. Number of athletes and employees in shooting

Municipality	Number of athletes												Number of employees			
	Youngsters		Pioneers		Cadets		Juniors		Seniors		Veterans		Sports Officials		Other workers	
	Total	Female	Total	Female	Total	Female	Total	Female	Total	Female	Total	Female	Total	Female	Total	Female
Deçani
Gjakova
Glogovci	.	.	10	3	9	2	9	3	10	4	8	2	4	1	6	2
Gjilani
Dragashi
Istogu
Kaçaniku
Klina
Fushë Kosova
Kamenica
Mitrovica
Leposaviqi
Lipjani
Novobërda
Obiliqi	25	.	.	.	5	.	.	.
Rahoveci
Peja
Podujeva
Prishtina	.	.	12	6	12	6	12	6	12	6	12	6
Prizreni
Skënderaj	7	4	6	3	12	7	11	5	7	5	4	.
Shtime
Shtërpce
Suhareka	6	2	8	2	10	.	4	.	2	.	.	.
Ferizaj
Vitia	14	6	1	.	.	.
Vushtrria
Zubin Potoku
Zveçani
Malisheva
Total 2010	7	4	28	12	39	17	54	22	64	15	24	8	12	1	10	2
Total 2009	25	7	48	13	59	22	79	25	74	11	18	8	38	3	19	1
Difference	-18	-3	-20	-1	-20	-5	-25	-3	-10	4	6	8	-26	-2	-9	1

Graph 35. Number of athletes in shooting for 2010



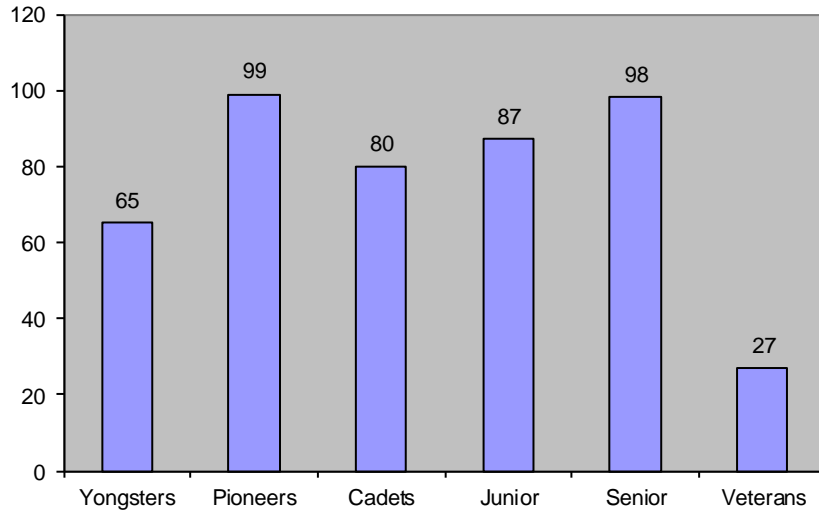
Graph 36. Number of athletes in shooting for 2010



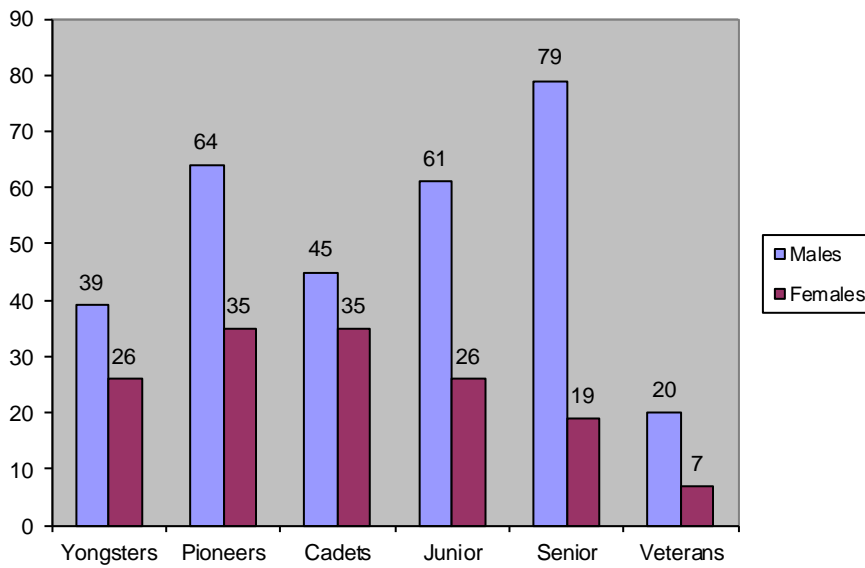
Tab.20. Number of athletes and employees in skiing

Municipality	Number of athletes												Number of employees			
	Youngsters		Pioneers		Cadets		Juniors		Seniors		Veterans		Sports Officials		Other workers	
	Total	Female	Total	Female	Total	Female	Total	Female	Total	Female	Total	Female	Total	Female	Total	Female
Deçani	-	-	-	-	-	-	-	-	-	-	-	-	-	-	-	-
Gjakova	-	-	10	5	10	5	10	-	10	-	-	-	2	-	3	-
Glogovci	-	-	-	-	-	-	-	-	-	-	-	-	-	-	-	-
Gjilani	-	-	-	-	-	-	-	-	-	-	-	-	-	-	-	-
Dragashi	5	1	7	2	8	3	2	-	2	-	1	-	5	-	14	-
Istogu	-	-	-	-	-	-	-	-	-	-	-	-	-	-	-	-
Kaçaniku	-	-	-	-	-	-	-	-	-	-	-	-	-	-	-	-
Klina	-	-	-	-	-	-	-	-	-	-	-	-	-	-	-	-
Fushë Kosova	-	-	-	-	-	-	-	-	-	-	-	-	-	-	-	-
Kamenica	-	-	-	-	-	-	-	-	-	-	-	-	-	-	-	-
Mitrovica	8	3	6	1	6	1	5	3	3	1	-	-	3	1	4	1
Leposaviqi	:	:	:	:	:	:	:	:	:	:	:	:	:	:	:	:
Lipjani	-	-	-	-	-	-	-	-	-	-	-	-	-	-	-	-
Novobërda	-	-	-	-	-	-	-	-	-	-	-	-	-	-	-	-
Obiliqi	-	-	10	5	12	5	10	3	20	-	-	-	4	-	-	-
Rahoveci	-	-	-	-	-	-	-	-	-	-	-	-	-	-	-	-
Peja	4	2	14	7	16	7	20	8	11	4	-	-	5	-	12	-
Podujeva	-	-	-	-	-	-	-	-	-	-	-	-	-	-	-	-
Prishtina	35	15	40	15	18	8	30	10	24	6	26	7	14	6	15	5
Prizreni	-	-	-	-	-	-	-	-	-	-	-	-	-	-	-	-
Skënderaj	-	-	-	-	-	-	-	-	-	-	-	-	-	-	-	-
Shtime	-	-	-	-	-	-	-	-	-	-	-	-	-	-	-	-
Shtërpce	-	-	-	-	-	-	-	-	-	-	-	-	-	-	-	-
Suhareka	-	-	-	-	-	-	-	-	-	-	-	-	-	-	-	-
Ferizaji	13	5	12	-	10	6	10	2	28	8	-	-	-	-	1	-
Vitia	-	-	-	-	-	-	-	-	-	-	-	-	-	-	-	-
Vushtrria	-	-	-	-	-	-	-	-	-	-	-	-	-	-	-	-
Zubin Potoku	:	:	:	:	:	:	:	:	:	:	:	:	:	:	:	:
Zveçani	:	:	:	:	:	:	:	:	:	:	:	:	:	:	:	:
Malisheva	-	-	-	-	-	-	-	-	-	-	-	-	-	-	-	-
Total 2010	65	26	99	35	80	35	87	26	98	19	27	7	33	7	49	6
Total 2009	61	22	59	15	49	17	46	9	47	9	28	7	33	3	33	
Difference	4	4	40	20	31	18	41	17	51	10	-1	0	0	4	16	6

Graph 37. Number of athletes in skiing to 2010



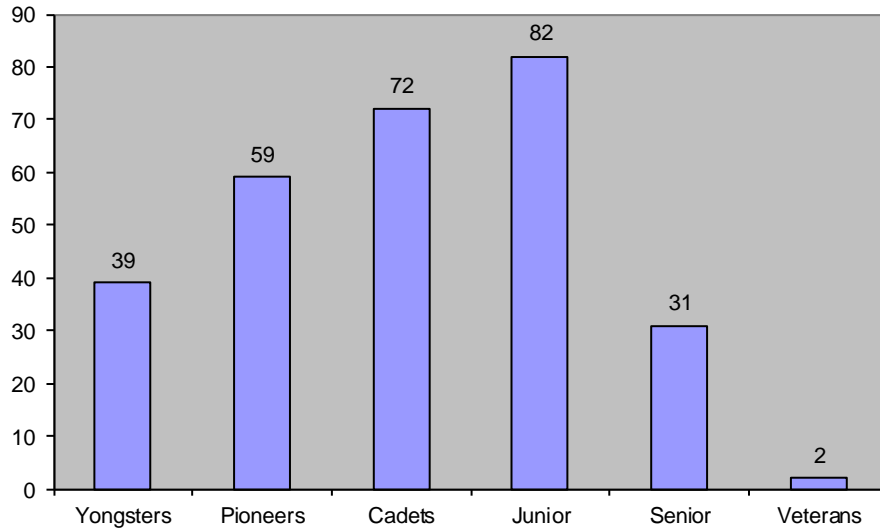
Graph 38. Number of athletes in skiing by gender for 2010



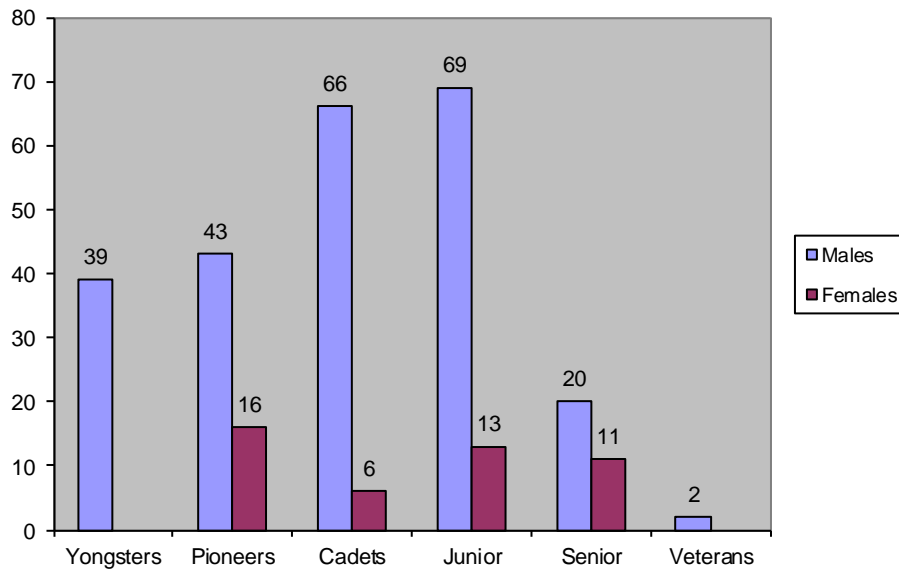
Tab. 21. Number of athletes and employees in takewindo

Municipality	Number of athletes												Number of employees			
	Youngsters		Pioneers		Cadets		Juniors		Seniors		Veterans		Sports Officials		Other workers	
	Total	Female	Total	Female	Total	Female	Total	Female	Total	Female	Total	Female	Total	Female	Total	Female
Deçani
Gjakova
Glogovci
Gjilani
Dragashi
Istogu
Kaçaniku	15	.	25	.	20	.	20	2	.	2	.	.
Klina
Fushë Kosova
Kamenica
Mitrovica
Leposaviqi	:	:	:	:	:	:	:	:	:	:	:	:	:	:	:	:
Lipjani
Novobërda
Obiliqi
Rahoveci
Peja	.	.	3	.	5	.	12	.	5	.	.	2	.	4	.	.
Podujeva
Prishtina	24	.	22	12	38	.	36	6	16	6	2	5	2	6	2	.
Prizreni
Skënderaj
Shtime
Shtërpce
Suhareka	.	.	9	4	9	6	14	7	10	5	.	6
Ferizaji
Vitia
Vushtrria
Zubin Potoku	:	:	:	:	:	:	:	:	:	:	:	:	:	:	:	:
Zveçani	:	:	:	:	:	:	:	:	:	:	:	:	:	:	:	:
Malisheva
Total 2010	39	0	59	16	72	6	82	13	31	11	2	0	15	2	12	2
Total 2009	19	0	43	4	78	13	68	12	45	17	18	2	15	2	14	2
Difference	20	0	16	12	-6	-7	14	1	-14	-6	-16	-2	0	0	-2	0

Graph 39. Number of athletes in takewindo for 2010



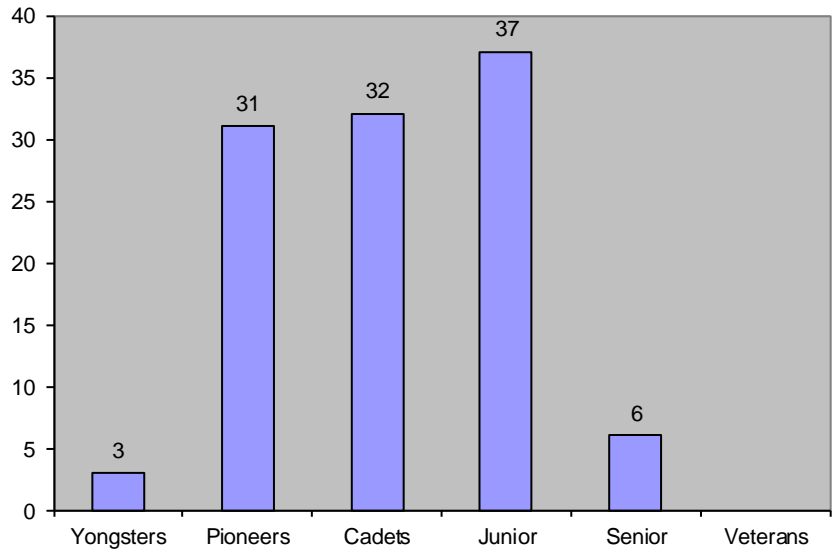
Graph 40. Number of athletes in Takewindo by gender for 2010



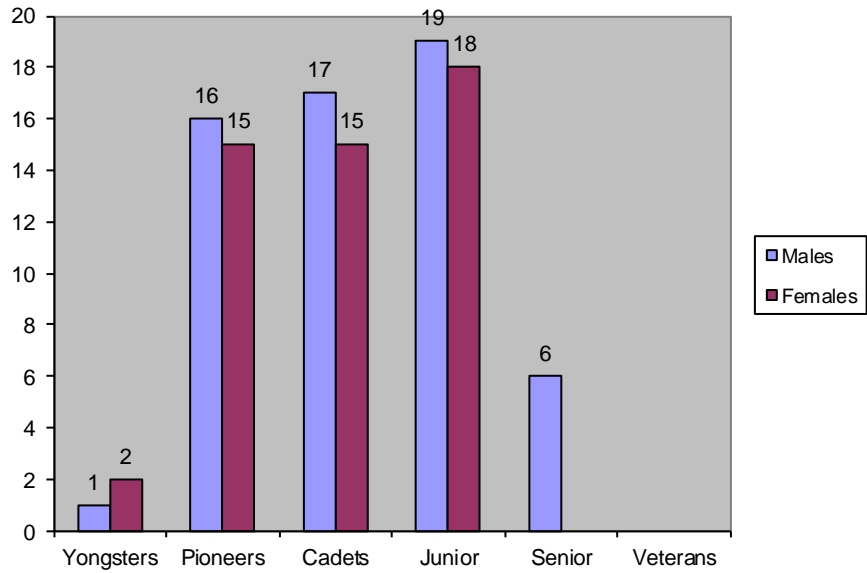
Tab.22. Number of athletes and employees in tennis

Municipality	Number of athletes												Number of employees			
	Youngsters		Pioneers		Cadets		Juniors		Seniors		Veterans		Sports Officials		Other workers	
	Total	Female	Total	Female	Total	Female	Total	Female	Total	Female	Total	Female	Total	Female	Total	Female
Deçani
Gjakova	.	.	8	3	8	3	9	4	2	.	2	.
Glogovci
Gjilani
Dragashi
Istogu
Kaçaniku
Klina
Fushë Kosova
Kamenica
Mitrovica	3	2	3	2	4	2	8	4	1	.	.	.	2	.	2	.
Leposaviqi	:	:	:	:	:	:	:	:	:	:	:	:	:	:	:	:
Lipjani
Novobërda
Obiliqi
Rahoveci
Peja
Podujeva
Prishtina
Prizreni	.	.	20	10	20	10	20	10	5	.	.	.	4	.	4	.
Skënderaj
Shtime
Shtërpce
Suhareka
Ferizaji
Vitia
Vushtrria
Zubin Potoku	:	:	:	:	:	:	:	:	:	:	:	:	:	:	:	:
Zveçani	:	:	:	:	:	:	:	:	:	:	:	:	:	:	:	:
Malisheva
Total 2010	3	2	31	15	32	15	37	18	6	0	0	0	8		8	
Total 2009	31	21	37	22	24	12	65	31	62	41	32	16	21		9	
Difference	-28	-19	-6	-7	8	3	-28	-13	-56	-41	-32	-16	-13	0	-1	0

Graph 41. Number of athletes in tennis for 2010



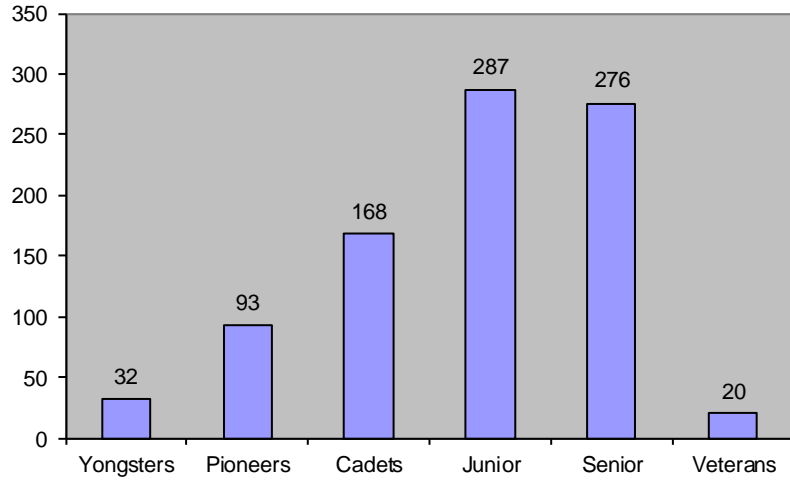
Graph 42. Number of athletes in tennis for 2010



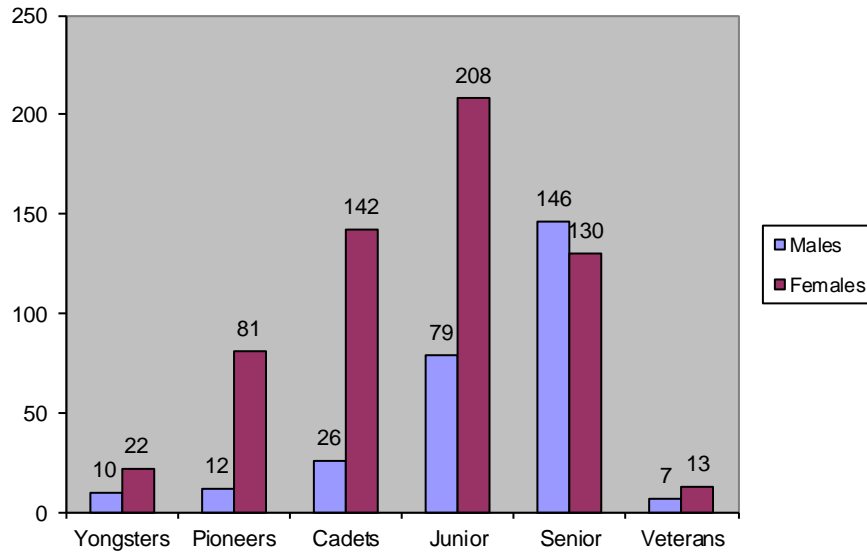
Tab.23. Number of athletes and employees in volleyball

Municipality	Number of athletes												Number of employees			
	Youngsters		Pioneers		Cadets		Juniors		Seniors		Veterans		Sports Officials		Other workers	
	Total	Female	Total	Female	Total	Female	Total	Female	Total	Female	Total	Female	Total	Female	Total	Female
Deçani	-	-	-	-	-	-	-	-	-	-	-	-	-	-	-	-
Gjakova	-	-	-	-	-	-	-	-	-	-	-	-	-	-	-	-
Glogovci	-	-	12	12	14	14	18	18	18	18	-	-	4	2	7	5
Gjilani	-	-	15	15	15	15	23	15	27	15	-	-	3	-	5	-
Dragashi	-	-	-	-	-	-	-	-	-	-	-	-	-	-	-	-
Istogu	-	-	-	-	-	-	-	-	-	-	-	-	-	-	-	-
Kaçaniku	-	-	-	-	-	-	-	-	-	-	-	-	-	-	-	-
Klina	-	-	-	-	-	-	-	-	-	-	-	-	-	-	-	-
Fushë Kosova	-	-	-	-	-	-	-	-	-	-	-	-	-	-	-	-
Kamenica	10	10	12	12	21	21	32	32	18	18	13	13	2	2	5	4
Mitrovica	12	12	22	22	50	50	36	36	-	-	-	-	4	4	12	12
Leposaviqi	:	:	:	:	:	:	:	:	:	:	:	:	:	:	:	:
Lipjani	-	-	-	-	12	12	16	16	41	16	-	-	3	-	6	2
Novobërda	-	-	-	-	-	-	-	-	-	-	-	-	-	-	-	-
Obiliqi	-	-	-	-	-	-	-	-	-	-	-	-	-	-	-	-
Rahoveci	-	-	-	-	-	-	-	-	-	-	-	-	-	-	-	-
Peja	-	-	-	-	4	-	8	-	12	-	-	-	3	-	10	-
Podujeva	-	-	-	-	-	-	-	-	-	-	-	-	-	-	-	-
Prishtina	-	-	-	-	25	25	15	15	15	15	-	-	10	2	4	-
Prizreni	-	-	-	-	-	-	-	-	-	-	-	-	-	-	-	-
Skënderaj	-	-	-	-	5	5	20	10	20	5	-	-	-	-	1	1
Shtime	-	-	-	-	-	-	-	-	-	-	-	-	-	-	-	-
Shtërpce	-	-	-	-	-	-	-	-	-	-	-	-	-	-	-	-
Suhareka	10	-	12	-	22	-	22	-	27	-	7	-	6	-	4	-
Ferizaji	-	-	-	-	-	-	27	15	73	25	-	-	1	-	3	1
Vitia	-	-	20	20	-	-	25	25	-	-	-	-	5	2	-	-
Vushtrria	-	-	-	-	-	-	45	26	25	18	-	-	7	-	-	-
Zubin Potoku	:	:	:	:	:	:	:	:	:	:	:	:	:	:	:	:
Zveçani	:	:	:	:	:	:	:	:	:	:	:	:	:	:	:	:
Malisheva	-	-	-	-	-	-	-	-	-	-	-	-	-	-	-	-
Total 2010	32	22	93	81	168	142	287	208	276	130	20	13	48	12	57	25
Total 2009	5	-	72	55	102	78	258	184	243	134	62	28	60	30	64	26
Difference	27	22	21	26	66	64	29	24	33	-4	-42	-15	-12	-18	-7	-1

Graph 43. Number of athletes in volleyball for 2010



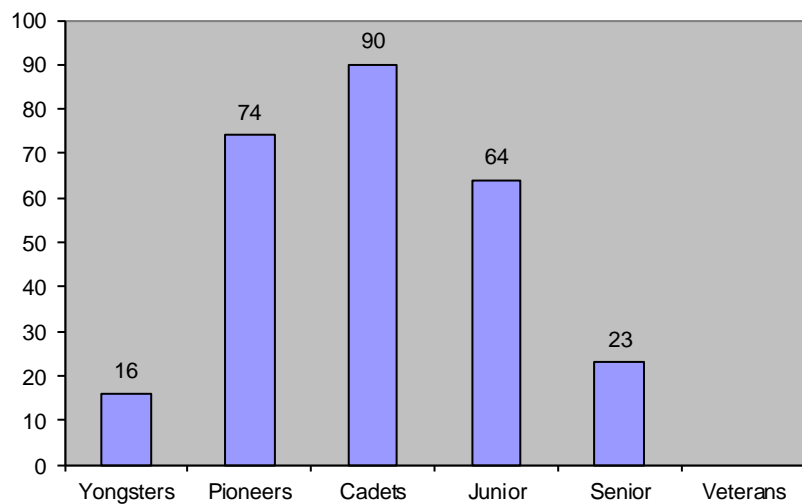
Graph 44. Number of athletes in volleyball by gender for 2010



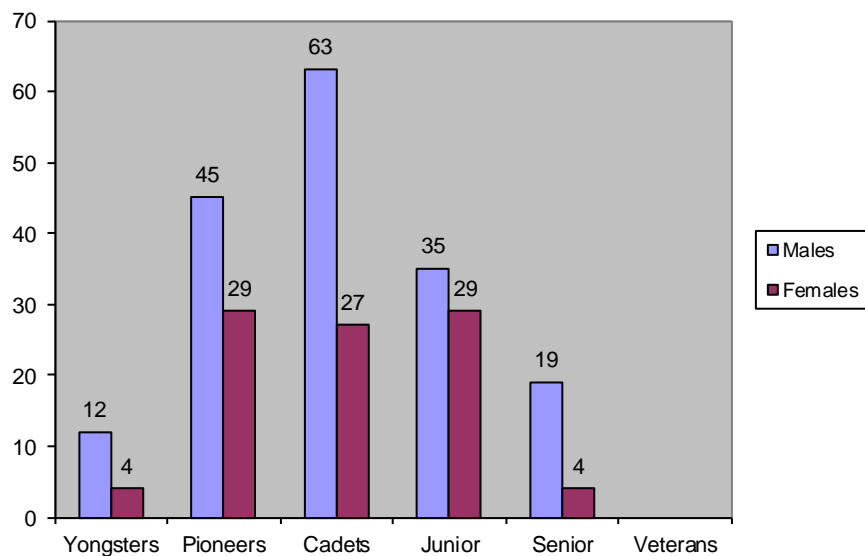
Tab.24. Number of athletes and employees in judo

Municipality	Number of athletes												Number of employees			
	Youngsters		Pioneers		Cadets		Juniors		Seniors		Veterans		Sports Officials		Other workers	
	Total	Female	Total	Female	Total	Female	Total	Female	Total	Female	Total	Female	Total	Female	Total	Female
Deçani	-	-	-	-	-	-	-	-	-	-	-	-	-	-	-	-
Gjakova	-	-	-	-	-	-	-	-	-	-	-	-	-	-	-	-
Glogovci	-	-	-	-	-	-	-	-	-	-	-	-	-	-	-	-
Gjilani	2	-	4	-	3	-	5	-	2	-	-	-	2	-	-	-
Dragashi	-	-	-	-	-	-	-	-	-	-	-	-	-	-	-	-
Istogu	-	-	-	-	-	-	-	-	-	-	-	-	-	-	-	-
Kaçaniku	-	-	-	-	-	-	-	-	-	-	-	-	-	-	-	-
Klina	-	-	-	-	-	-	-	-	-	-	-	-	-	-	-	-
Fushë Kosova	-	-	-	-	-	-	-	-	-	-	-	-	-	-	-	-
Kamenica	-	-	-	-	-	-	-	-	-	-	-	-	-	-	-	-
Mitrovica	-	-	16	6	10	5	10	5	12	2	-	-	5	-	3	-
Leposaviqi	:	:	:	:	:	:	:	:	:	:	:	:	:	:	:	:
Lipjani	-	-	-	-	-	-	-	-	-	-	-	-	-	-	-	-
Novobërda	-	-	-	-	-	-	-	-	-	-	-	-	-	-	-	-
Obiliqi	-	-	-	-	-	-	-	-	-	-	-	-	-	-	-	-
Rahoveci	-	-	-	-	-	-	-	-	-	-	-	-	-	-	-	-
Peja	2	-	26	17	32	12	39	9	9	2	-	-	9	-	2	-
Podujeva	-	-	-	-	-	-	-	-	-	-	-	-	-	-	-	-
Prishtina	-	-	-	-	-	-	-	-	-	-	-	-	-	-	-	-
Prizreni	-	-	10	-	20	-	10	-	-	-	-	-	2	-	4	-
Skënderaj	-	-	-	-	-	-	-	-	-	-	-	-	-	-	-	-
Shtime	-	-	-	-	-	-	-	-	-	-	-	-	-	-	-	-
Shtërpce	-	-	-	-	-	-	-	-	-	-	-	-	-	-	-	-
Suhareka	-	-	-	-	-	-	-	-	-	-	-	-	-	-	-	-
Ferizaji	12	4	18	6	25	10	-	15	-	-	-	-	8	-	-	-
Vitia	-	-	-	-	-	-	-	-	-	-	-	-	-	-	-	-
Vushtrria	-	-	-	-	-	-	-	-	-	-	-	-	-	-	-	-
Zubin Potoku	:	:	:	:	:	:	:	:	:	:	:	:	:	:	:	:
Zveçani	:	:	:	:	:	:	:	:	:	:	:	:	:	:	:	:
Malisheva	-	-	-	-	-	-	-	-	-	-	-	-	-	-	-	-
Total 2010	16	4	74	29	90	27	64	29	23	4	0	26	9			
Total 2009	39	10	95	10	61	9	44	5	37	5	16	15	11			
Difference	-23	-6	-21	19	29	18	20	24	-14	-1	-16	0	11	0	-2	0

Graph 45. Number of athletes in judo for 2010



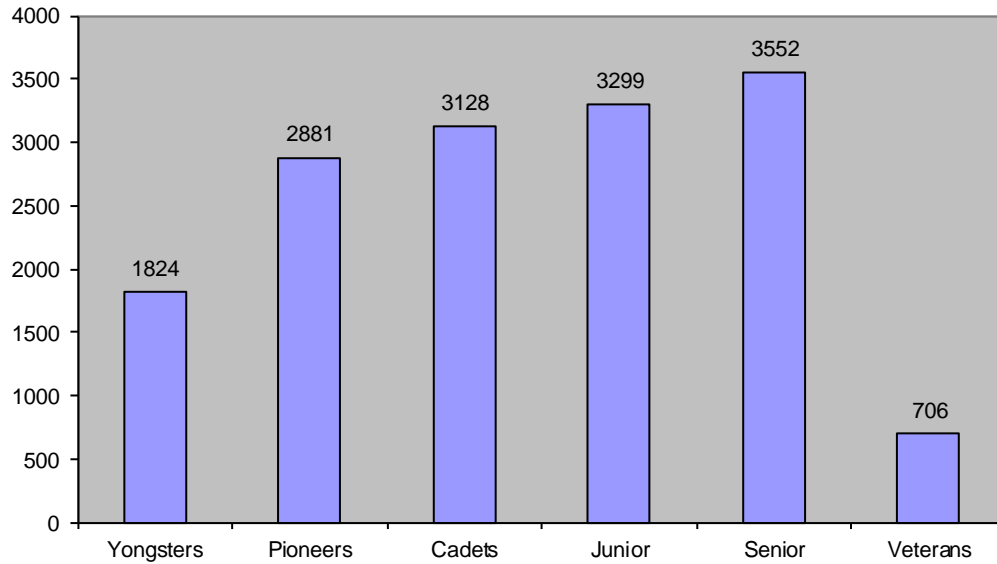
Graph 46. Number of athletes in judo by gender for 2010



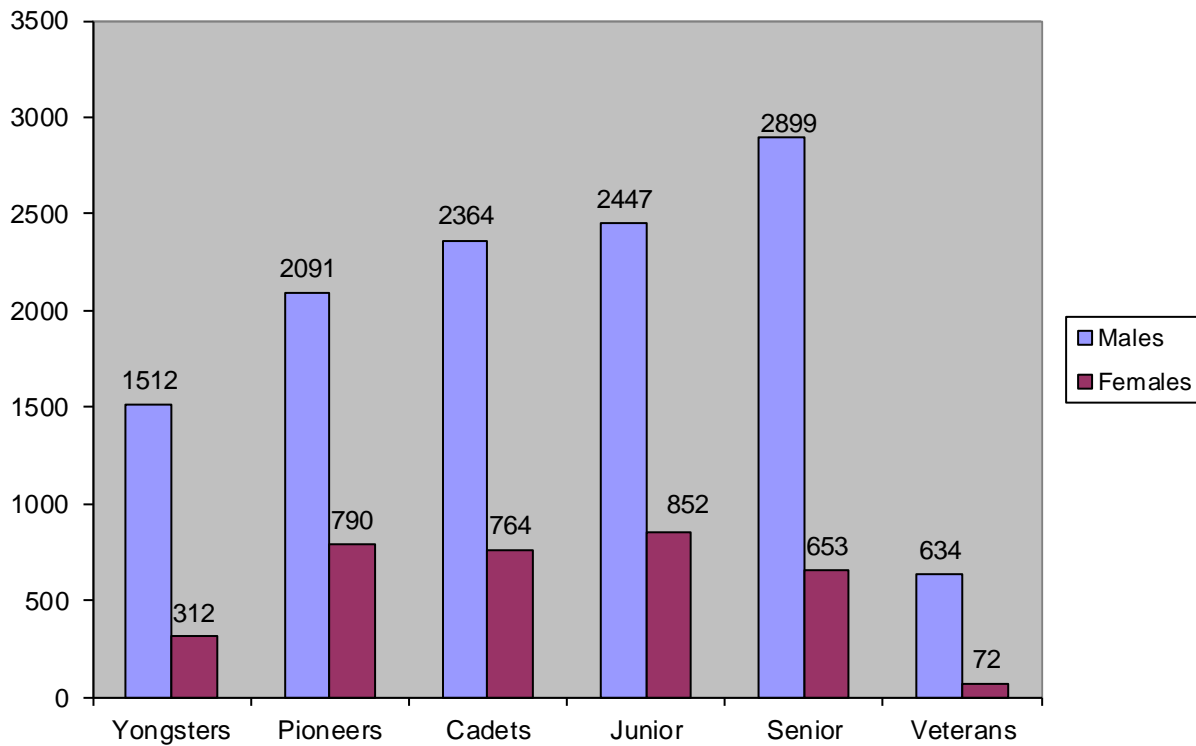
Tab. 25. Number of athletes according to the type of sport

Type of sport	Youngsters		Pioneers		Cadets		Junior		Senior		Veterans	
	Total	Female	Total	Female	Total	Female	Total	Female	Total	Female	Total	Female
Aeronautic	33	10	98	31	47	15	50	6	64	11	16	2
Athletic	15	7	153	80	60	24	73	32	37	9	12	3
Automobilizēm	-	-	-	-	-	-	5	-	10	-	-	-
Basketball	248	55	444	151	452	174	475	190	257	74	26	4
Hiking	20	10	25	10	94	23	129	36	109	20	55	20
Body building	20	-	15	-	44	-	50	-	32	-	10	-
Boxing	14	-	12	-	68	-	87	1	77	-	3	-
Cycling	3	-	19	3	44	2	42	2	52	3	6	-
Football	897	-	870	-	941	-	801	-	1131	-	212	-
Handball	137	78	371	176	300	97	343	96	480	236	66	-
Karaite	138	57	193	72	186	80	166	72	174	51	28	5
Kick-Boxing	-	-	5	-	22	-	24	-	26	-	-	-
Wrestling	31	-	49	-	60	-	61	-	41	-	8	-
Swimming	59	28	79	26	70	24	49	16	39	10	-	-
Fishing	-	-	55	15	72	22	100	20	143	20	84	10
Table tennis	33	9	77	33	126	57	128	57	137	37	50	-
Chess	14	2	32	5	61	4	105	8	245	3	57	-
Shooting	7	4	28	12	39	17	54	22	64	15	24	8
Skiing	65	26	99	35	80	35	87	26	98	19	27	7
Takewindo	39	-	59	16	72	6	82	13	31	11	2	-
Tennis	3	-	31	15	32	15	37	18	6	-	-	-
Volley-ball	32	22	93	81	168	142	287	208	276	130	20	13
Judo	16	4	74	29	90	27	64	29	23	4	-	-
Total 2010	1824	312	2881	790	3128	764	3299	852	3552	653	706	72
Total 2009	2381	398	3096	657	3125	593	3273	749	4043	649	958	118
Difference	-557	-86	-215	133	3	171	26	103	-491	4	-252	-46

Graph 47. Number of athletes according to the type of sport for 2010



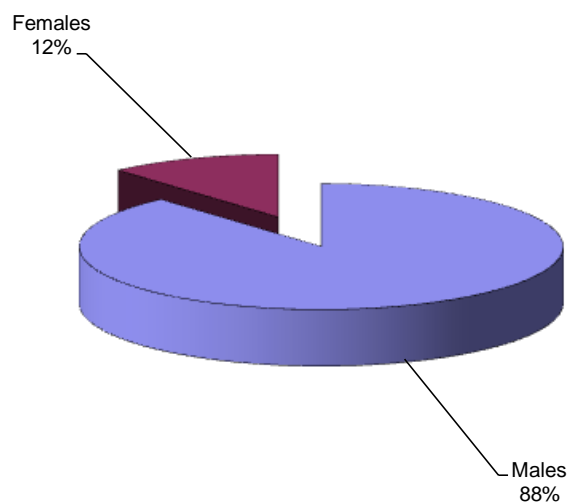
Graph 48. Number of athletes according to the type of sport and gender for 2010



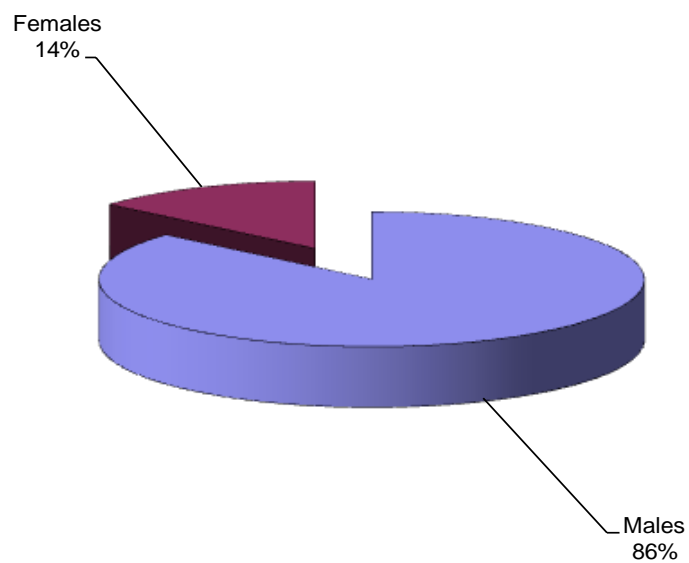
Tab.26. Number of athletes and the number of employees by type of sport

Type of sport	Number of athletes		Number of employees	
	Total	Female	Total	Female
Aeronautic	308	75	40	7
Athletic	350	155	50	6
Automobilizēm	15	-	4	-
Basketball	1902	649	171	40
Hiking	432	119	45	13
Body building	171	-	16	-
Boxing	261	1	57	-
Cycling	166	10	30	3
Football	4852	-	468	-
Handball	1697	683	202	62
Karaite	885	337	98	11
Kick-Boxing	77	-	5	-
Wrestling	250	-	46	-
Swimming	296	104	24	8
Fishing	454	87	36	-
Table tennis	551	193	65	6
Chess	514	22	74	1
Shooting	216	78	22	3
Skiing	456	148	82	13
Takewindo	285	46	27	4
Tennis	109	48	16	-
Volley-ball	876	596	105	37
Judo	267	93	35	-
Total 2010	15390	3444	1718	214
Total 2009	16876	3422	1780	576
Difference	-1486	22	-62	-362

Graph 49. Number of athletes expressed in percentages by gender for 2010



Graph 50. Number of employees in sports clubs expressed in percentages by gender for 2010



I. DATA ABOUT TEAMS AND SPORT EVENTS

I. Data on club

1	Name of club leader / association:	
2	Type of activity– sport:	
3	Object where the activity is developed (address):	
4	Office - place (address):	
5	Telephone (static or cell):	
6	E-mail address:	

II. Number of sports events, matches

1	Number of exercises per week for all categories	
2	Number of matches for a year:	
3	The average number of spectators for a match:	
4	Further information:	
5	In which institutions is club registered:	
6	The level of activities / competitive:	
7	Number of participants in club activities	

III. Sports teams and matches

Categories		Female	Male
1		2	3
1	Children		
2	Pioneers		
3	Cadets		
4	Junior		
5	Senior		
6	Veterans		
7	Recreation of Sport		
8	Sports Officials		
9	Other sports workers		

IV. Number of licensed and not licensed trainers

Trainers		Female	Male
1		2	3
1	Licensed		
2	Not licensed		

Which institution issued the license:

The purpose of the questionnaire and statistics of sport is to collect data for sporting activities as well as data on the number of athletes, number of employees, women, men in aeronautical, athletics, car racing, basketball, mountaineering, body-building, boxing, cycling, football, handball, karate, kick-boxing and sports clubs, number of exercises/training, the number of matches, the audience/viewers, number of participants in the activities of the club, coach and trainer licensed to unlicensed, men and women, and other sports statistical data at the country level.

Where data are taken directly from sports clubs, sport sectors of the Municipal Assemblies. The collection of these data aims to increase the quality of the sports statistics.

Kosovo Agency of Statistics

short description

Kosovo Agency of Statistics is a professional institution which deals with collection, processing and publication of official statistical data. As such acts since 1948 and has passed through several historical stages, structured according to state regulation of those times.

On 2 August 1999, the Agency has resumed his professional work (after nine years of interruption of all statistical series detrimental to the interest of Kosovo), as an independent institution under the Ministry of Public Administration. Since 12.12.2011 the Agency operates in the frames of the Prime Minister's Office. Office is funded by the Kosovo Consolidated Budget, but also by donors for specific projects and for technical professional support.

Kosovo Agency of Statistics acts according to the Law No. 04/L-036 which entered into force on 12.12.2011. Strategic development plan 2009-2013 is the middle term implementation for the development of statistical system in correlation with the European Union statistics (EUROSTAT).

Kosovo Agency of Statistics has this organizational structure: production departments; (Department of Economic statistics and National Accounts, Department of Agriculture and Environment statistics and Department of Social statistics. **Support Departments;** Department of Methodology and Information Technology, Department of Policy Planning, Coordination and Communication, Department of Census and survey and Department of Administration. **Within the Agency we also established. Regional Offices;** Gjakove, Gjilan, Mitrovica, Peja, Prizren, Pristina and Ferizaj

In ASK are employed in total 139 workers, of them 104 (74,8 %) at the headquarters of the Agency, while in the Regional Offices, 35 (25,2%), with qualifying structure, 70,5% with university education to 29,5% with secondary education.

We have professional and technical cooperation with all Ministries of the Government of Kosovo, especially with the Ministry of Economy and Finance, Central Bank of Kosovo, with international institutions, EUROSTAT, International Monetary Fund, World Bank, Sweden's SIDA, DFID, UNFPA, UNDP, UNICEF, and with the statistical institutions of the countries in the region.

Kosovo Agency of Statistics almost completely covers the territory of Kosovo, based on the statistical structure of the enumeration areas as the basic unit and sole in the country from which it gets first hand information. All surveys conducted in the field use the extension of the samples in these enumeration areas but also a statistical methodology according to international recommendations. During the collection of statistical data and reports from reporting entities are involved professionals, technicians, administrators, servants of the country offices, field enumerators from regional offices, etc.

We have successfully implemented the project of Population Census, Households and Dwellings in 2011, Census that was not carried out since 1981. Results obtained from the Census will have an important role in compiling the development policies.

The mission of the Agency; to meet the needs of users with qualitative statistical data, objective, in time and space so that users have reliable base to conduct regular analysis in the interest of planning and project development at the municipal and country level. To support government institutions, scientific institutes, research academies, businesses in order to provide proper information for decision-makers and other users in Kosovo. Ongoing is preparation for the Census of Agriculture in Kosovo.

- **Address: KOSOVO AGENCY OF STATISTICS**
Street. "Zenel Salihu", No. 4, 10000 Pristina
- **Telephone:** +381 (0) 38 200 31 104
CEO: +381 (0) 38 200 31 112
- **Fax::** +381 (0) 38 235 033
- **E-mail:** social@rks-gov.net