



Republika e Kosovës  
Republika Kosova-Republic of Kosovo  
*Qeveria - Vlada - Government*  
Zyra e Kryeministrit -Ured Premijera -Office of the Prime Minister  
*Agjencia e Statistikave të Kosovës - Agencija za Statistike Kosova - Kosovo Agency of Statistics*

## Series 5: Social Statistics

# Health Statistics 2013



AGJENCIA E STATISTIKAVE TË KOSOVËS  
AGENCIJA ZA STATISTIKE KOSOVA  
KOSOVO AGENCY OF STATISTICS





Republika e Kosovës  
Republika Kosova-Republic of Kosovo  
*Qeveria - Vlada - Government*  
Zyra e Kryeministrit -Ured Premijera -Office of the Prime Minister  
*Agjencia e Statistikave të Kosovës - Agencija za Statistike Kosova - Kosovo Agency of Statistics*

## Series 5: Social Statistics

# Health Statistics 2013



AGJENCIA E STATISTIKAVE TË KOSOVËS  
AGENCIJA ZA STATISTIKE KOSOVA  
KOSOVO AGENCY OF STATISTICS

Publisher: - Kosovo Agency of Statistics (KAS)

Publication date: November, 2014

© - Kosovo Agency of Statistics

Reproduction is authorized when source is indicated only

More information is available on Internet

<http://ask.rks-gov.net>

## Foreword

Publication of Health Statistics provides data on health in the public sector. Data sources are the National Health Institute (NHI) and the Ministry of Health (MoH).

This publication contains the following data:

- Number of health institutions, the total number of employees in health, according to education and gender
  - Number of employees in Family Medicine Centers (FMC),
  - Primary Health Care (PHC) by departments and municipalities,
  - Activities of regional hospitals,
  - Volume indicators of quality in regional hospitals,
  - Activities of the University Clinical Centre of Kosovo (UCCK),
  - Basic indicators of hospitalization,
  - Structure of groups of diseases by SNC-10 recorded in PHC,
  - Health budget and
  - Number of licensed private medical institutions.

We believe that this publication will serve as useful information in the field of the health in Kosovo.

In preparing this publication contributed:

PhD sc. Bashkim Bellaqa – Director of the Department of Social Statistics

Mrs. Naime Rexhepi – Head of Division of Social Statistics

Mrs. Luljeta Selimi – Officer for Health Statistics

Ahmet Cakolli – Officer for design

We invite all users of this publication to provide comments, remarks and proposals at this address:

[social@ks-gov.net](mailto:social@ks-gov.net)

Prishtina, November 2014

Chief Executive Officer, KAS  
Isa Krasniqi

## List of abbreviations and symbols

KAS	-	Kosovo Agency of Statistics
MoH	-	Ministry of Health
MFMC	-	Main Family Medicine Center
UCCK	-	University Clinical Centre of Kosovo
UDCC	-	University Dental Clinic Center
DHA	-	District Health Authority
NIPH	-	National Institute of Public Health
RPHI	-	Regional Public Health Institute
MHC	-	Mental Health Center
CDFM	-	Centre for Development of Family Medicine
ICD	-	International Classification of Diseases
PHC	-	Primary Health Care
-	-	No data

## Content

	Page
<b>HEALTH EMPLOYEES IN KOSOVO</b> .....	5
Tab 1. Gender structure of employees in health institutions .....	6
Tab.2. Structure of school qualification in health institutions .....	8
<b>NUMBER OF EMPLOYEES IN FAMILY MEDICINE CENTERS IN KOSOVO</b> .....	11
.....	11
Tab.3. Employees of the Main Family Medical Centers (FMC) by occupation .....	12
Tab.4. Visits in Primary Health Care .....	14
Tab.5. Visits per Department-Services in Primary Health Care (PHC).....	15
Tab.6. Structure of groups of diseases by SNC-10 recorded in PHC (Primary Health Care).....	16
<b>REGIONAL HOSPITALS</b> .....	17
Tab.7. Employees in regional hospitals .....	18
Tab.8. Activity of regional hospitals.....	20
Tab 9. Activity in the regional hospital in Ferizaj.....	21
Tab.10. Activity in the regional hospital in Gjakova.....	22
Tab.11. Activity in the regional hospital in Gjilani.....	23
Tab.12. Activity in the regional hospital in Mitrovica .....	24
Tab.13. Activity in the regional hospital in Peja.....	25
Tab.14. Activity in the regional hospital in Prizren .....	26
Tab.15. Activity in the regional hospital in Vushtrri .....	27
Tab.16. Number of deceased patients in regional hospitals .....	28
Tab.17. Basic indicators of hospitalization at the regional hospital in Gjilan .....	30
Tab.18. Basic indicators of hospitalization at the regional hospital in Gjakova .....	31
Tab.19. Basic indicators of hospitalization at the regional hospital in Peja .....	32
Tab.20. Basic indicators of hospitalization at the regional hospital in Prizren .....	33
Tab.21. Basic indicators of hospitalization at the regional hospital in Vushtrri .....	34
Tab.22. Basic indicators of hospitalization at the regional hospital in Ferizaj.....	35
Tab.23. Basic indicators of hospitalization at the regional hospital in Mitrovica .....	36
<b>MEDICAL CLINICS OF UNIVERSITY CLINICAL CENTRE OF KOSOVO (UCCK)</b> .....	37
Tab.24. Employees in University Clinical Center of Kosovo .....	38
Tab.25. Activity of the University Clinical Centre of Kosovo (UCCK).....	39
Tab.26. Basic indicators of hospitalization of UCCK.....	40
Tab.27. Deceased patients in UCCK .....	41
Tab.28. Health budget .....	43
Tab.29. Licensed private health institutions .....	44



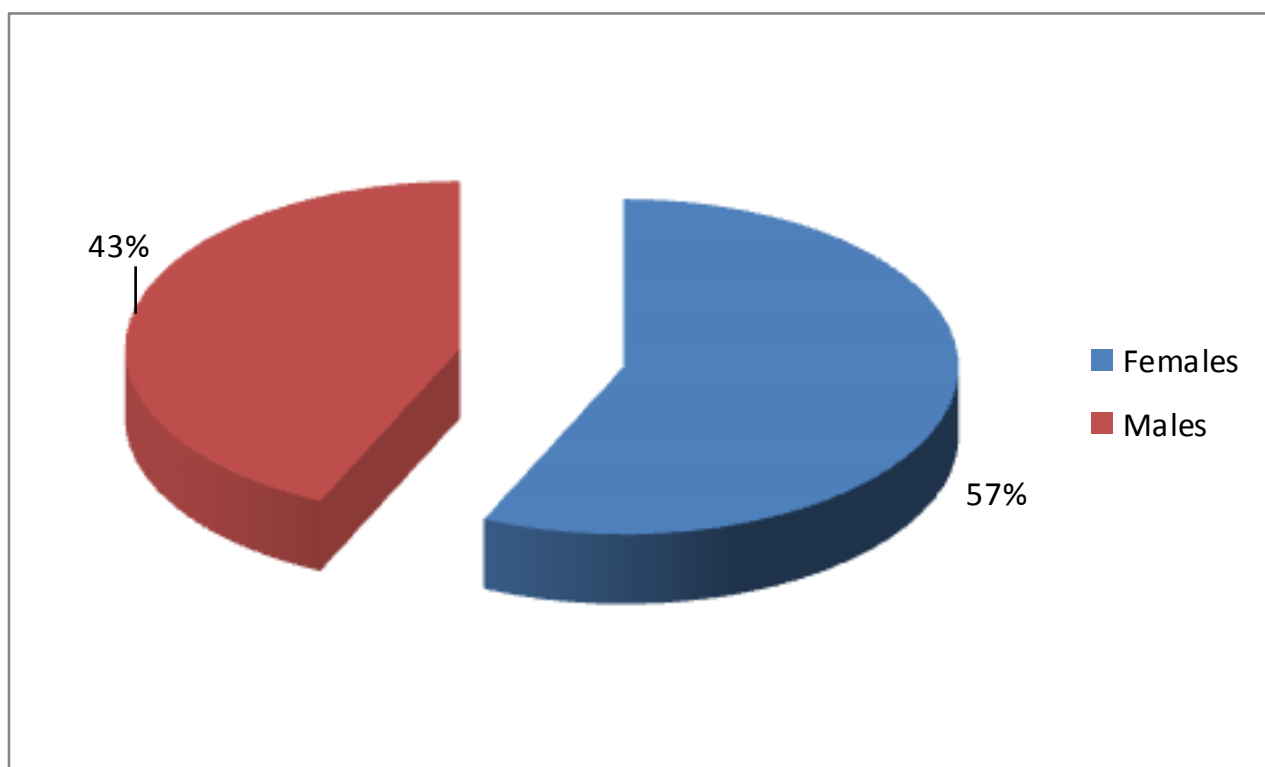


## **HEALTH EMPLOYEES IN KOSOVO**

**Table 1. Gender structure of employees in health institutions**

Health institutions (secondary and tertiary level)	Total number of employees	Gender structure	
		Females	Males
University Clinical Centre	1836	1027	809
Dental Clinic Center	138	93	45
Family Health Centers in Kosovo	4494	2537	1957
Cabinets, laboratories and counseling	509	259	250
Pre-clinical institutes	460	234	226
National Center for Blood Transfusion	60	38	22
National Institute of Health of Kosovo	281	197	84
Institute of labour/occupational medicine in Gjakova and Ohrid	175	106	69
Regional Hospital Gjilan	344	220	124
Regional Hospital Prizren	465	257	208
Regional Hospital Gjakovë	317	209	108
Regional Hospital Pejë	321	162	159
Regional Hospital Mitrovicë	217	92	125
Hospital of Vushtrri	112	61	51
Hospital of Ferizaj	129	49	80
Health Administration	267	157	110
Mental health -Prishtinë	139	109	30
Mental health - Pejë	120	91	29
Mental health -Gjakovë	185	111	74
Mental health-Gjilan	133	96	37
Mental health - Prizren	135	97	38
Mental health -Mitrovic	105	74	31
Mental health- Ferizaj	85	62	23
Inspectorates, healthcare, pharmaceutical	135	76	59
Technical services and food, as well as firefighters	383	147	236
Central pharmacy	56	29	27
Telemedicine Center	185	105	80
District Health Authority	338	171	167
Emergency Centre	194	103	91
Nuclear Medicine	64	36	28
National Agency for Medical Product	161	79	82
Biochemistry	90	47	43
Ortho-Prosthetic	39	23	16
Bio-engineer	97	41	56
Occupational health program	86	66	20
Center of care division	219	146	73
Physician/doctor specialist	544	333	211
<b>Total</b>	<b>13.618</b>	<b>7.740</b>	<b>5.878</b>

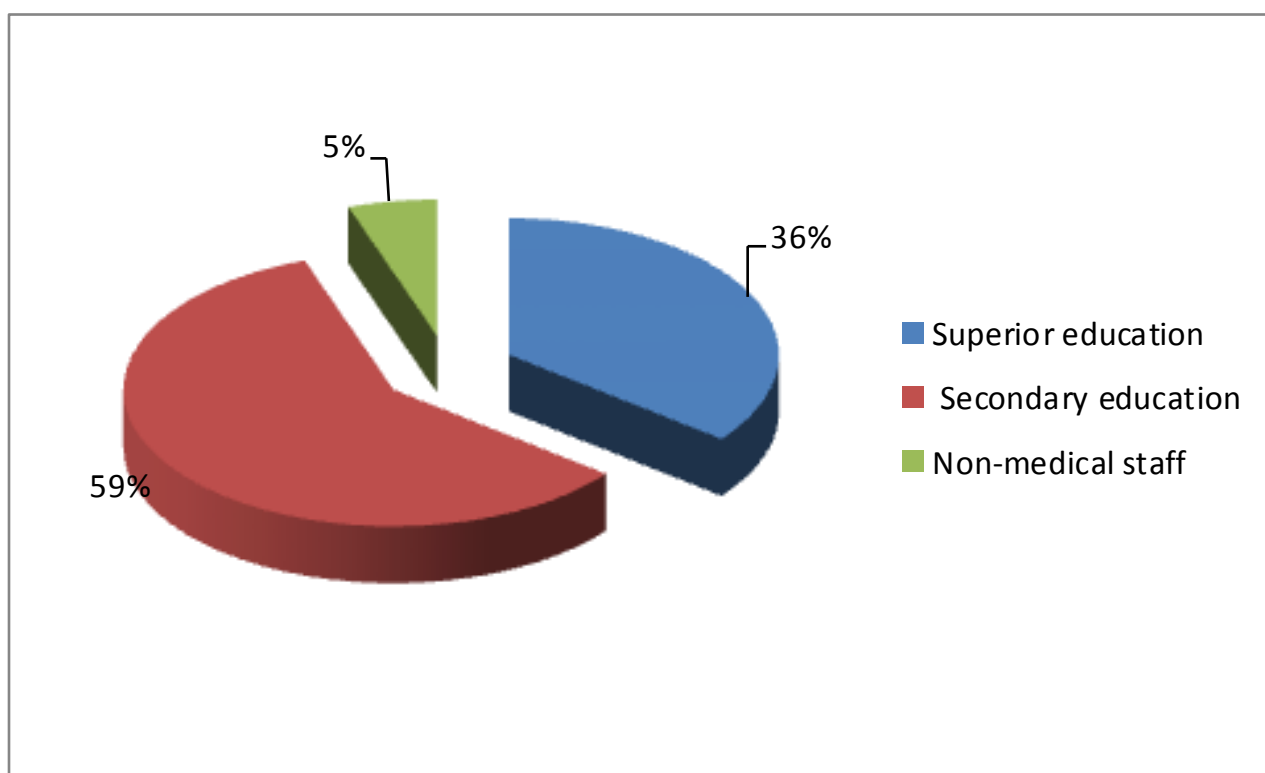
**Graph.1. Gender structure of employees in health institutions**



**Tab.2. Structure of school qualification in health institutions**

Health institutions (secondary and tertiary level)	Total number of employees	Qualification structure		Non-medical staff
		Superior education	Secondary education	
University Clinical Centre	1836	687	1059	90
Dental Clinic Center	138	43	95	-
Family Health Centers in Kosovo	4494	1357	3112	25
Cabinets, laboratories and counseling	509	281	218	10
Pre-clinical institutes	460	176	264	20
National Center for Blood Transfusion	60	18	42	-
National Institute of Health of Kosovo	281	106	170	5
Institute of labour/occupational medicine in Gjakova and Obiliq	175	61	108	6
Regional Hospital Gjilan	344	119	185	40
Regional Hospital Prizren	465	146	266	53
Regional Hospital Gjakovë	317	57	218	42
Regional Hospital Pejë	321	104	181	36
Regional Hospital Mitrovicë	217	47	129	41
Hospital of Vushtrri	112	31	51	30
Hospital of Ferizaj	129	42	55	32
Health Administration	267	26	50	191
Mental health -Prishtinë	139	19	120	-
Mental health - Pejë	120	21	99	-
Mental health -Gjakovë	185	36	149	-
Mental health-Gjilan	133	23	110	-
Mental health - Prizren	135	35	100	-
Mental health -Mitrovic	105	25	80	-
Mental health- Ferizaj	85	19	66	-
Inspectorates, healthcare, pharmaceutical	135	65	67	3
Technical services and food, as well as firefighters	383	99	280	4
Cntral pharmacy	56	33	19	4
Telemedicine Center	185	116	56	13
District Health Authority	338	152	175	11
Emergency Centre	194	59	106	29
Nuclear Medicine	64	23	36	5
National Agency for Medical Product	161	64	79	18
Biochemistry	90	33	53	4
Ortho-Prosthetic	39	21	15	3
Bio-engineer	97	51	41	5
Occupacional health program	86	35	47	4
Center of care division	219	71	146	2
Physician/doctor specialist	544	544	-	-
<b>Total</b>	<b>13618</b>	<b>4845</b>	<b>8047</b>	<b>726</b>

**Graph.2. Structure of school qualification in health institutions**





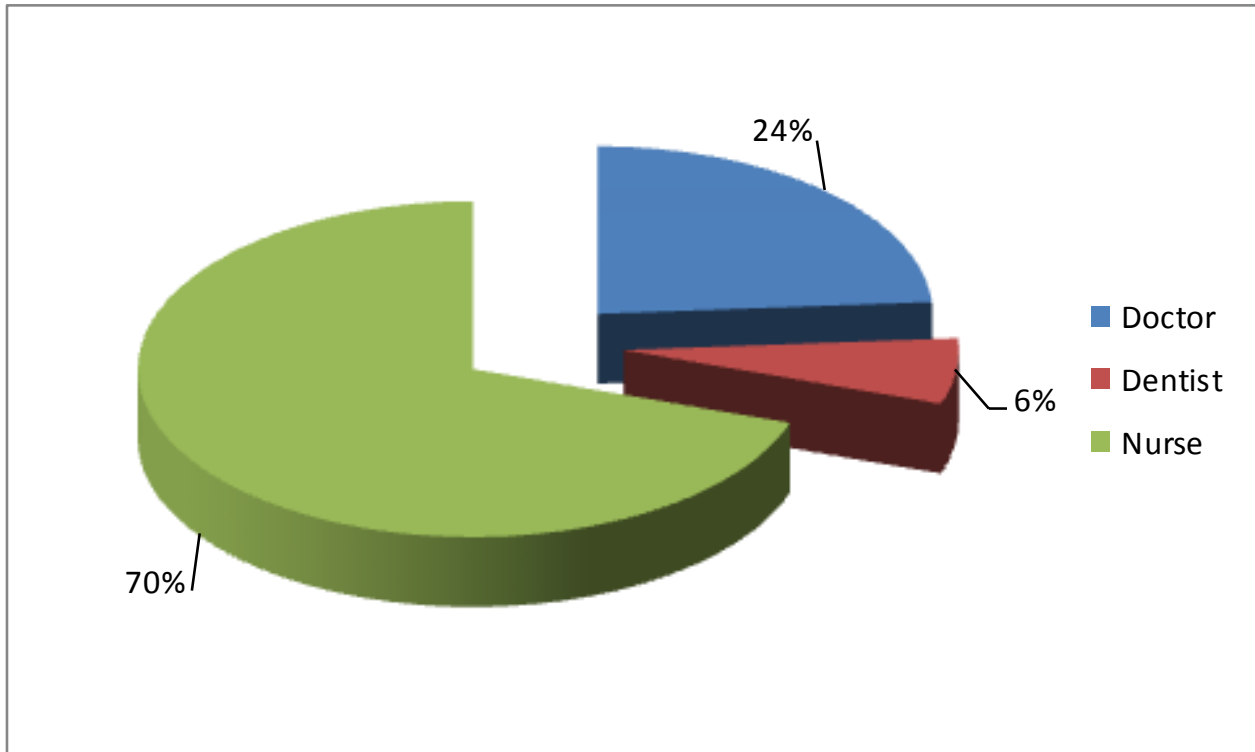
**NUMBER OF EMPLOYEES IN  
FAMILY MEDICINE CENTERS IN KOSOVO**

**Tab.3. Employees of the Main Family Medical Centers (FMC) by occupation**

Municipalities	Total	Occupation		
		Doctor	Dentist	Nurse
Deçan	110	27	4	79
Dragash	77	19	5	53
Drenas	144	34	3	107
Fushë Kosovë	75	23	5	47
Ferizaj	245	47	20	178
Gjakove	332	74	48	210
Gjilan	231	56	16	159
Hani i Elezit	29	6	1	22
Istog	82	22	7	53
Junik	20	4	2	14
Kaçanik	85	21	2	62
Kamenicë	106	19	2	85
Kastriot	79	21	4	54
Klinë	115	30	2	83
Lipjan	175	41	6	128
Malishevë	104	23	2	79
Mamushë	15	4	1	10
Mitrovicë	214	39	17	158
Novobërdë	10	1	1	8
Pejë	289	70	25	194
Podujevë	177	49	3	125
Prishtinë	671	192	43	436
Prizren	401	94	39	268
Rahovec	104	24	7	73
Shtime	62	18	2	42
Skënderaj	141	35	1	105
Suharekë	121	23	8	90
Viti	113	25	2	86
Vushtrri	167	32	6	129
<b>Total</b>	<b>4.494</b>	<b>1.073</b>	<b>284</b>	<b>3.137</b>



**Graph.3. Structure of employees in Family Medicine by occupation**



**Tab.4. Visits in Primary Health Care**

FMC	Family medicine	Other specialist visits	Intervention	Laboratory	Radiology services	Dental services
Deçan	106.268	19.583	121.554	6.320	4	8.598
Dragash	41.105	5.419	17.887	3.455	782	6.129
Drenas	45.959	9.717	16.658	280	2.514	1.119
Ferizaj	26.288	-	11.669	-	-	732
Fushë Kosovë	62.243	17.110	1	2.837	-	1.955
Gjakovë	73.312	-	79.147	-	-	23.808
Gjilan	114.756	-	203	44	-	23.197
Hani i Elezit	9.280	-	3.758	583	-	947
Istog	95.250	14.177	88.388	2.481	2.279	17.481
Junik	31.543	-	30.180	1.298	-	4.457
Kaçanik	73.178	3.890	74.388	6.098	1.861	6.522
Kamenicë	93.826	14.496	69.994	6.907	2.246	4.337
Klinë	33.416	13.829	16.479	900	547	3.994
Lipjan	56.093	7.633	1.554	2	-	3.705
Malishevë	979	3.950	673	21	49	641
Mamushë	3.305	-	-	301	-	308
Mitrovicë	160.325	-	99.619	10.202	1.345	18.860
Novobërdë	6.018	-	1.942	511	-	421
Obiliq	77.101	18.999	40.184	5.489	2.567	2.148
Pejë	45.890	26.643	28.018	676	585	17.517
Podujevë	27.416	17.321	18.317	24	22	2.121
Prishtinë	701.502	38.399	91.262	22.759	31.980	7.772
Prizren	385.861	11.279	169.087	21.907	9.844	46.678
Rahovec	-	-	-	-	-	-
Shtime	536	1	-	4	3	-
Skënderaj	105.968	36.249	57.330	11.894	4.377	-
Suharekë	181.759	7.616	118.469	11.074	11.396	9.122
Viti	13.136	762	5.302	1.432	265	685
Vushtrri	648.790	-	44.211	11.428	2.151	5.983
<b>Total</b>	<b>3.221.103</b>	<b>267.073</b>	<b>1.206.274</b>	<b>128.927</b>	<b>74.817</b>	<b>219.237</b>

**Tab.5. Visits per Department-Services in Primary Health Care (PHC)**

Visits and services		Total	Percentage
		No.	%
1	Visits in the FM	3.221.103	62,9
2	Other specialist visits	267.073	5,2
3	Services (interventions, inhalation)	1.206.274	23,6
4	Laboratory services	128.927	2,5
5	Dental services	219.237	4,3
6	Radiological services	74.817	1,5
7	<b>Total</b>	<b>5.117.431</b>	<b>100,0</b>

**Tab.6. Structure of groups of diseases by SNC-10 recorded in PHC (Primary Health Care)**

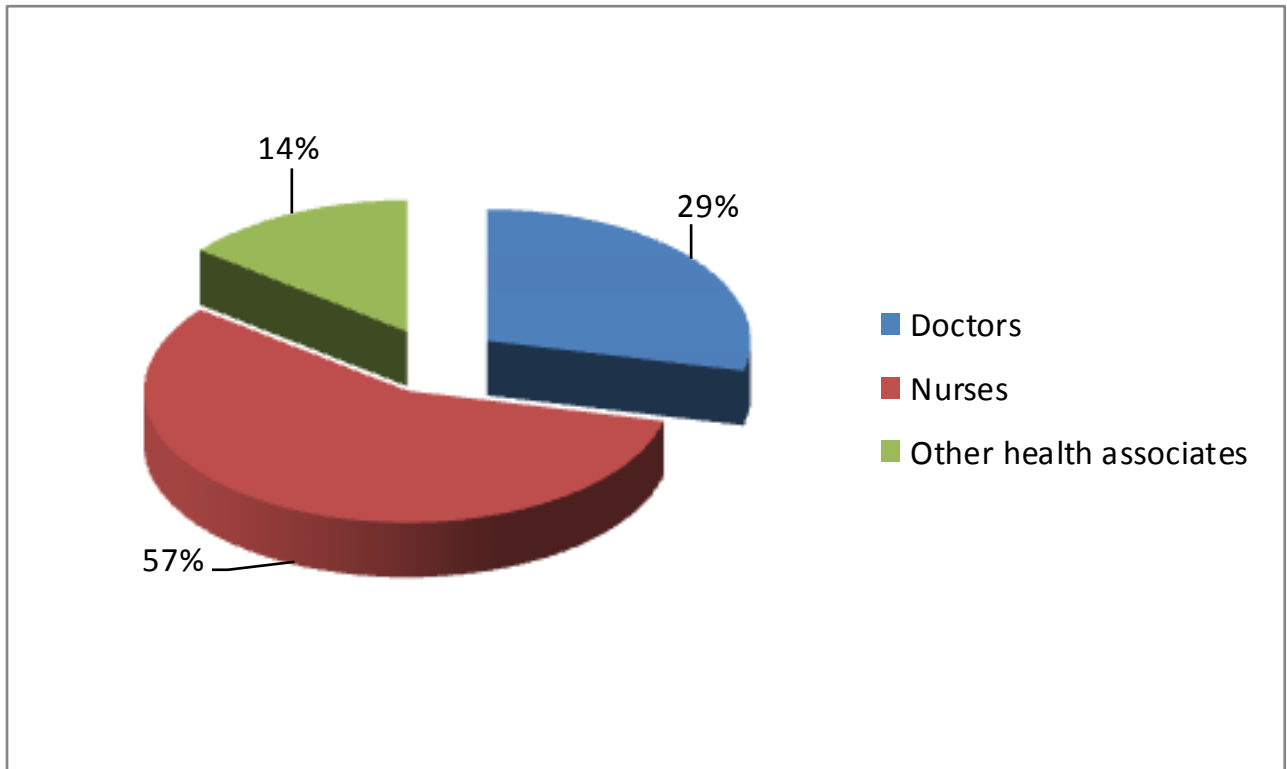
The group of diseases according to ICD-10		Total	Females	Males
1	Infectious and parasitic diseases	9125	4127	4998
2	Tumors	20205	11965	8240
3	Diseases of the blood and haematopoietic organs and immune disorders	2820	1860	960
4	Endocrine, nutritional and metabolic disorders	4341	2642	1699
5	Psychological and personality disorders	15975	7192	8783
6	CNS diseases	5582	2667	2915
7	Eye diseases	29364	13737	15627
8	Diseases of the ear and mastoid process	4936	2374	2562
9	Diseases of the circulatory system	19172	9090	10082
10	Diseases of the respiratory system	16355	7899	8456
11	Diseases of the digestive system	10646	4792	5854
12	Diseases of the skin and subcutaneous tissue	9913	5147	4766
13	Diseases of the locomotor system and connective tissue	9539	5445	4094
14	Diseases of the genitourinary system	11264	9521	1743
15	Pregnancy, childbirth and nursing mothers	7859	7859	0
16	Certain situations resulting from prenatal period	9097	4890	4207
17	Complications of congenital deformations and chromosomal anomaly	1926	646	1280
18	Symptoms, signs, tests and abnormal clinical and laboratory findings not classified elsewhere	5766	2956	2810
19	Injuries, poisoning and certain other consequences caused by external factors	16166	5322	10844
20	External causes of morbidity and mortality	679	222	457
21	Factors influencing health status and contact with health services	12011	11337	674
22	Unknown disease	9443	4906	4537
<b>Total</b>		<b>232184</b>	<b>126596</b>	<b>105588</b>

## **REGIONAL HOSPITALS**

**Tab.7. Employees in regional hospitals**

Municipality	Total number of employees	Physicians/doctors				Nurses				Other health associates			
		General practice	In specialization	Specialist	Total doctors	Higher education	Secondary education	Lower education	Total nurses	Psychologist	Social worker	Other	Total health associates
Ferizaj	129	8	3	31	42	-	55	-	55	2	7	23	32
Gjakovë	317	9	1	47	57	2	214	2	218	3	7	32	42
Gjilan	344	-	1	118	119		185		185	6	7	27	40
Mitrovicë	217	-	9	38	47	8	115	6	129	2	6	33	41
Pejë	321	5		99	104	5	168	8	181	3	4	29	36
Prizren	465	3	4	139	146	5	258	3	266	3	9	41	53
Vushtrri	112	4	4	23	31	2	47	2	51	2	7	21	30
<b>Total</b>	<b>1905</b>	<b>29</b>	<b>22</b>	<b>495</b>	<b>546</b>	<b>22</b>	<b>1042</b>	<b>21</b>	<b>1085</b>	<b>21</b>	<b>47</b>	<b>206</b>	<b>274</b>

**Graph . 4. Employees in regional hospitals**



**Tab.8. Activity of regional hospitals**

Municipalities	Beds	Hospitalization days released	Number of patients					
			Transferred from previous month	Lying in hospital	Deceased / Dead	Released	Operated/ Surgery	Births
Ferizaj	64	13.533	20	3.964	2	3.973	118	1.672
Gjakovë	426	76.805	132	16.637	147	16.603	2.884	2.190
Gjilanë	380	69.522	138	16.685	151	16.709	2.132	2.018
Mitrovicë	152	20.309	39	4.208	37	4.212	871	1.572
Pejë	405	92.598	169	17.959	213	17.980	3.772	2476
Prizren	521	111378	157	24.834	328	24.821	5.419	4.203
Vushtrri	72	15747	20	5.069	4	4.970	1.640	677
<b>Total</b>	<b>2.020</b>	<b>399.892</b>	<b>675</b>	<b>89.356</b>	<b>882</b>	<b>89.268</b>	<b>16.836</b>	<b>14.808</b>



**Tab 9. Activity in the regional hospital in Ferizaj**

Clinic	Beds	Hospitalization days released	Number of patients					
			Transferred from previous month	Lying in hospital	Deceased	Released	Operated	Births
Surgery	21	3958	2	1510		1507	-	-
Orthopedics	-	-	-	-	-	-	-	-
Urology	-	-	-	-	-	-	-	-
ORL	-	-	-	-	-	-	-	-
Ophthalmology	-	-	-	-	-	-	-	-
Gynecology	21	3759	2	1674	-	1674	118	-
Obstetrics	-	-	-	-	-	-	-	-
Neonatology	10	2112	6	384	-	393	-	-
Pediatrics	-	-	-	-	-	-	-	-
Intern	12	3704	10	396	2	399	-	-
Infectious	-	-	-	-	-	-	-	-
Neurology	-	-	-	-	-	-	-	-
Psychiatry	-	-	-	-	-	-	-	-
Thoracic	-	-	-	-	-	-	-	-
Dermatology	-	-	-	-	-	-	-	-
Hall of birth	-	-	-	-	-	-	-	1672
Intensive care	-	-	-	-	-	-	-	-
Coronary unit	-	-	-	-	-	-	-	-
<b>Total</b>	<b>64</b>	<b>13.533</b>	<b>20</b>	<b>3.964</b>	<b>2</b>	<b>3.973</b>	<b>118</b>	<b>1.672</b>

**Tab.10. Activity in the regional hospital in Gjakova**

Clinic	Beds	Hospitalization days released	Number of patients					
			Transferred from previous month	Lying in hospital	Deceased	Released	Operated	Births
Surgery	40	7.730	12	2.039	16	2.035	1020	-
Orthopedics	24	2.525	2	489	1	490	282	-
Urology	22	2.219	3	552	4	552	325	-
ORL	9	1.439	2	281	-	280	89	-
Ophthalmology	9	1.322	3	212	-	211	158	-
Gynecology	27	5.057	9	1.385	-	1.379	371	-
Obstetrics	30	9.220	12	2.591	-	2.567	639	-
Neonatology	32	6.216	1	2.210	4	2.206	-	-
Pediatrics	56	6.419	20	1.616	3	1.620	-	-
Intern	48	10.604	17	1.564	37	1.563	-	-
Infectious	25	1.152	1	513	-	511	-	-
Neurology	24	6.341	13	953	56	952	-	-
Psychiatry	26	5.067	12	416	-	417	-	-
Thoracic	24	7.215	18	800	10	808	-	-
Dermatology	8	1068	5	128	-	131	-	-
Hall of birth	-	-	-	-	-	-	-	2.190
Intensive care	10	791	-	281	2	279	-	-
Coronary unit	12	2.420	2	607	14	602	-	-
<b>Total</b>	<b>426</b>	<b>76.805</b>	<b>132</b>	<b>16.637</b>	<b>147</b>	<b>16.603</b>	<b>2.884</b>	<b>2.190</b>

**Tab. 11. Activity in the regional hospital in Gjlani**

Clinic	Beds	Hospitalization days released	Number of patients					
			Transferred from previous month	Lying in hospital	Deceased	Released	Operated	Births
Surgery	27	5.928	12	2.326	6	2.334	989	-
Orthopedics	20	3.277	7	423	4	426	230	-
Urology	18	2.570	4	428	-	430	97	-
ORL	17	4.144	10	708	-	713	409	-
Ophthalmology	6	282	-	37	-	36	109	-
Gynecology	40	5.268	16	954	-	965	87	-
Obstetrics	22	4.944	15	2.219	-	2.220	211	-
Neonatology	16	4.275	11	2.093	3	2.094	-	-
Pediatrics	28	4.397	7	1.203	2	1.198	-	-
Intern	62	14.957	26	1.780	51	1.784	-	-
Infectious	32	4.078	5	807	-	808	-	-
Neurology	11	1.989	5	278	36	276	-	-
Psychiatry	20	2.990	9	138	1	141	-	-
Thoracic	32	6.476	7	555	10	554	-	-
Dermatology	-	-	-	-	-	-	-	-
Hall of birth	8	-	-	-	-	-	-	2.018
Intensive care	8	675	-	2102	3	2101	-	-
Coronary unit	13	3.272	4	634	35	629	-	-
<b>Total</b>	<b>380</b>	<b>69.522</b>	<b>138</b>	<b>16.685</b>	<b>151</b>	<b>16.709</b>	<b>2.132</b>	<b>2.018</b>

**Tab. 12. Activity in the regional hospital in Mitrovica**

Clinic	Beds	Hospitalization days released	Number of patients					
			Transferred from previous month	Lying in hospital	Deceased	Released	Operated	Births
Surgery	24	1.718	-	292	1	288	63	-
Orthopedics	-	-	-	-	-	-	-	-
Urology	13	1.996	6	243	-	247	55	-
ORL	11	2.061	-	525	-	521	475	-
Ophthalmology	12	1.227	1	293	-	294	12	-
Gynecology	-	-	-	-	-	-	-	-
Obstetrics	36	6.384	7	1.747	-	1.743	-	-
Neonatology	-	-	-	-	-	-	-	-
Pediatrics	-	-	-	-	-	-	-	-
Intern	25	3.855	15	844	29	853	1	-
Infectious	-	-	-	-	-	-	-	-
Neurology	3	594	-	86	-	83	-	-
Psychiatry	-	-	-	-	-	-	-	-
Thoracic	10	2.474	10	178	4	183	-	-
Dermatology	-	-	-	-	-	-	-	-
Hall of birth	18	-	-	-	3	-	265	1.572
Intensive care	-	-	-	-	-	-	-	-
Coronary unit	-	-	-	-	-	-	-	-
<b>Total</b>	<b>152</b>	<b>20.309</b>	<b>39</b>	<b>4.208</b>	<b>37</b>	<b>4.212</b>	<b>871</b>	<b>1.572</b>

**Tab. 13. Activity in the regional hospital in Peja**

Clinic	Beds	Hospitalization days released	Number of patients					
			Transferred from previous month	Lying in hospital	Deceased	Released	Operated	Births
Surgery	40	8434	4	1975	8	1971	1517	-
Orthopedics	32	4394	8	599	8	602	299	-
Urology	21	4455	4	786	-	782	226	-
ORL	11	2438	1	199	-	197	157	-
Ophthalmology	18	4590	16	530	1	534	442	-
Gynecology	33	11481	8	1627	-	1628	286	-
Obstetrics	33	9064	14	2607	-	2604	845	-
Neonatology	26	4383	22	1806	-	1818	-	-
Pediatrics	36	5338	8	2579	-	2576	-	-
Intern	42	9682	18	1.204	68	1.197	-	-
Infectious	20	5414	12	1034	1	1039	-	-
Neurology	16	2754	5	494	41	493	-	-
Psychiatry	18	4860	12	237	1	242	-	-
Thoracic	29	9365	25	521	18	534	-	-
Dermatology	5	309	-	27	-	27	-	-
Hall of birth	-	-	-	-	-	-	-	2476
Intensive care	7	1353	4	553	16	555	-	-
Coronary unit	18	4284	8	1181	51	1181	-	-
<b>Total</b>	<b>405</b>	<b>92598</b>	<b>169</b>	<b>17959</b>	<b>213</b>	<b>17980</b>	<b>3772</b>	<b>2476</b>

**Tab. 14. Activity in the regional hospital in Prizren**

Clinic	Beds	Hospitalization days released	Number of patients					
			Transferred from previous month	Lying in hospital	Deceased	Released	Operated	Births
Surgery	55	9715	3	2427	15	2423	1711	-
Orthopedics	25	5043	7	707	3	712	443	-
Urology	20	4436	3	662	1	662	498	-
ORL	25	6699	1	1171	-	1166	1059	-
Ophthalmology	20	3498	-	692	-	691	609	-
Gynecology	30	5426	7	1426	-	1426	196	-
Obstetrics	55	13405	19	4936	-	4935	903	-
Neonatology	28	7307	15	4241	4	4241	-	-
Pediatrics	60	12137	25	2.187	1	2.192	-	-
Intern	70	19380	20	2876	120	2855	-	-
Infectious	30	6455	14	939	2	935	-	-
Neurology	25	3979	13	710	85	716	-	-
Psychiatry	20	2210	6	333	1	337	-	-
Thoracic	40	8868	18	528	28	526	-	-
Dermatology	4	-	-	-	-	-	-	-
Hall of birth	-	-	-	-	-	-	-	4203
Intensive care	8	1670	3	620	47	623	-	-
Coronary unit	6	1150	3	379	21	381	-	-
<b>Total</b>	<b>521</b>	<b>111378</b>	<b>157</b>	<b>24834</b>	<b>328</b>	<b>24821</b>	<b>5419</b>	<b>4203</b>

**Tab. 15. Activity in the regional hospital in Vushtrri**

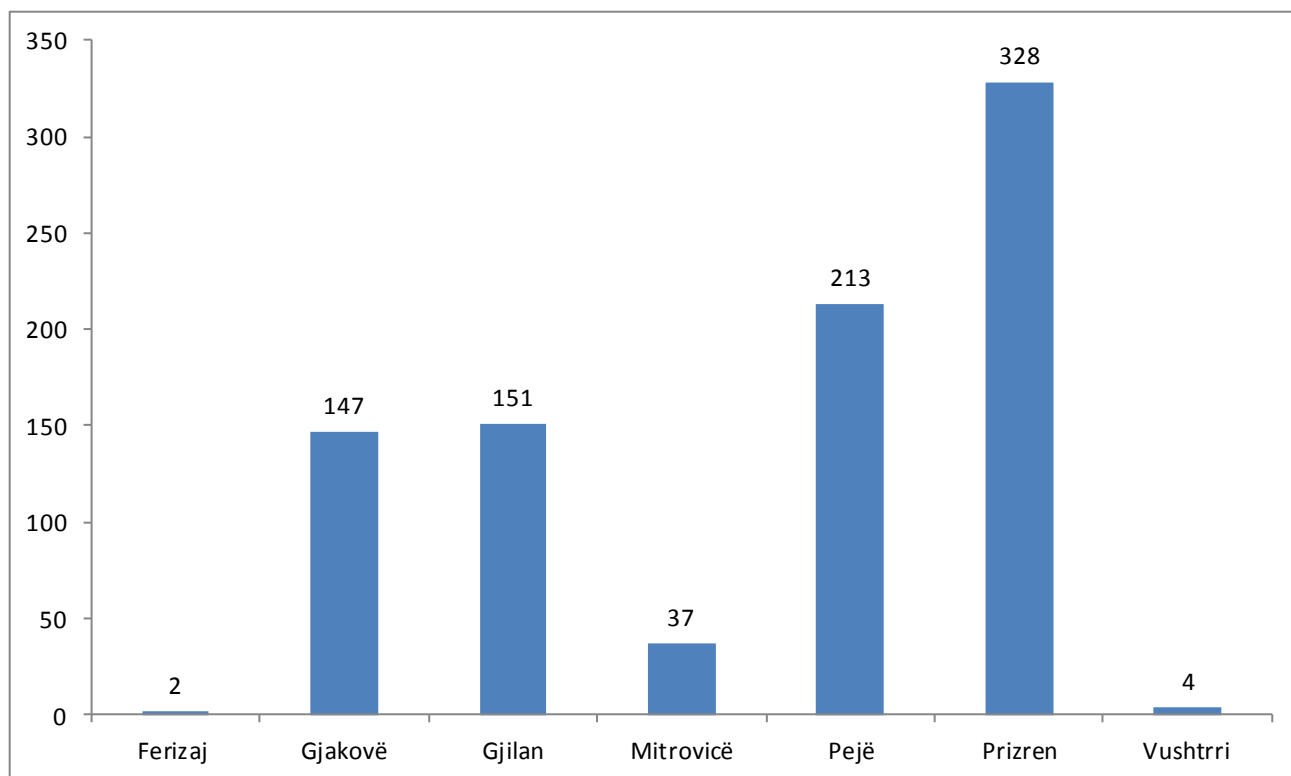
Clinic	Beds	Hospitalization days released	Number of patients					
			Transferred from previous month	Lying in hospital	Deceased	Released	Operated	Births
Surgery	15	4.276	4	2096	-	2074	1452	-
ORL	-	-	-	-	-	-	-	-
Ophthalmology	-	-	-	-	-	-	-	-
Urology	-	-	-	-	-	-	-	-
Gynecology	11	2017	5	594	-	580	32	-
Obstetrics	12	1.721	3	731	-	722	156	-
Neonatology	-	-	-	-	-	-	-	-
Pediatrics	17	2929	-	589	-	546	-	-
Intern	11	3.082	8	233	-	239	-	-
Hall of birth	-	-	-	-	-	-	-	677
Intensive Care	6	1722	-	826	4	809	-	-
<b>Total</b>	<b>72</b>	<b>15.747</b>	<b>20</b>	<b>5.069</b>	<b>4</b>	<b>4.970</b>	<b>1.640</b>	<b>677</b>

**Tab.16. Number of deceased patients in regional hospitals**

Regions	Patient died/deceased
Ferizaj	2
Gjakovë	147
Gjilan	151
Mitrovicë	37
Pejë	213
Prizren	328
Vushtrri	4
<b>Total</b>	<b>882</b>



**Graph. 5. Number of deceased patients in regional hospitals**



**Tab.17. Basic indicators of hospitalization at the regional hospital in Gjilan**

Department	Beds	Doctors	Nurses	Days of treatment	Patient lying in hospital	Operations/surgeries	Deceased
Surgery	27	10	14	5.928	2.326	989	6
Orthopedics	20	5	8	3.277	423	230	4
Urology	18	4	8	2.570	428	97	-
ORL	17	6	9	4.144	708	409	-
Ophthalmology	6	3	2	282	37	109	-
Gynecology	40	13	33	5.268	954	87	-
Obstetrics	22	-	-	4.944	2.219	211	-
Neonatology	16	6	8	4.275	2.093	-	3
Pediatrics	28	7	12	4.397	1.203	-	2
Intern	62	9	10	14.957	1.780	-	51
Infectious	32	32	10	4.078	807	-	-
Neurology	11	4	10	1.989	278	-	36
Psychiatry	20	4	10	2.990	138	-	1
Thoracic	32	6	8	6.476	555	-	10
Dermatology	-	-	-	-	-	-	-
Hall of birth	8	-	-	-	-	-	-
Intensive care	8	6	33	675	2.102	-	3
Coronary unit	13	4	10	3.272	634	-	35
<b>Total</b>	<b>380</b>	<b>119</b>	<b>185</b>	<b>69.522</b>	<b>16.685</b>	<b>2.132</b>	<b>151</b>

**Tab.18. Basic indicators of hospitalization at the regional hospital in Gjakova**

Department	Beds	Doctors	Nurses	Days of treatment	Patient lying in hospital	Operations/surgeries	Deceased
Surgery	40	5	21	7730	2039	1020	16
Orthopedics	24	2	12	2525	489	282	1
Urology	22	2	8	2219	552	325	4
ORL	9	2	7	1439	281	89	-
Ophthalmology	9	1	5	1322	212	158	-
Gynecology	27	5	19	5057	1385	371	-
Obstetrics	30	5	19	9220	2591	639	-
Neonatology	32	2	16	6216	2210	-	4
Pediatrics	56	5	25	6419	1616	-	3
Intern	48	4	18	10604	1564	-	37
Infectious	25	1	7	1152	513	-	
Neurology	24	2	16	6341	953	-	56
Psychiatry	26	1	7	5067	416	-	
Thoracic	24	2	6	7215	800	-	10
Dermatology	8	-	8	1068	128	-	-
Hall of birth	-	-	-	-	-	-	-
Intensive care	10	5	7	791	281	-	2
Coronary unit	12	3	7	2420	607	-	14
<b>Total</b>	<b>426</b>	<b>47</b>	<b>208</b>	<b>76.805</b>	<b>16.637</b>	<b>2.884</b>	<b>147</b>

**Tab.19. Basic indicators of hospitalization at the regional hospital in Peja**

Department	Beds	Doctors	Nurses	Days of treatment	Patient lying in hospital	Operations/surgeries	Deceased
Surgery	40	10	12	8.434	1.975	1.517	8
Orthopedics	32	5	11	4.394	599	299	8
Urology	21	4	7	4.455	786	226	-
ORL	11	4	4	2.438	199	157	-
Ophthalmology	18	9	6	4.590	530	442	1
Gynecology	33	9	8	11.481	1.627	286	-
Obstetrics	33	6	17	9.064	2.607	845	-
Neonatology	26	12	12	4.383	1.806	-	-
Pediatrics	36	5	14	5.338	2.579	-	-
Intern	42	5	14	9.682	1.204	-	68
Infectious	20	5	11	5.414	1034	-	1
Neurology	16	6	10	2.754	494	-	41
Psychiatry	18	9	9	4.860	237	-	1
Thoracic	29	3	12	9.365	521	-	18
Dermatology	5	3	6	309	27	-	-
Hall of birth	-	-	10	-	-	-	-
Intensive care	7	-	11	1.353	553	-	16
Coronary unit	18	9	7	4.284	1181	-	51
<b>Total</b>	<b>405</b>	<b>104</b>	<b>181</b>	<b>92.598</b>	<b>17.959</b>	<b>3.772</b>	<b>213</b>

**Tab.20. Basic indicators of hospitalization at the regional hospital in Prizren**

Department	Beds	Doctors	Nurses	Days of treatment	Patient lying in hospital	Operations	Deceased
Surgery	55	13	19	9.715	2.427	1.711	15
Orthopedics	25	11	15	5.043	707	443	3
Urology	20	6	10	4.436	662	498	1
ORL	25	6	9	6.699	1.171	1059	-
Ophthalmology	20	5	11	3.498	692	609	-
Gynecology	30	11	9	5.426	1.426	196	-
Obstetrics	55	11	20	13.405	4.936	903	-
Neonatology	28	12	23	7.307	4.241	-	4
Pediatrics	60	9	22	12.137	2.187	-	1
Intern	70	6	19	19.380	2.876	-	120
Infectious	30	12	18	6.455	939	-	2
Neurology	25	6	17	3.979	710	-	85
Psychiatry	20	4	18	2.210	333	-	1
Thoracic	40	6	17	8.868	528	-	28
Dermatology	4	9	22	-	-	-	-
Hall of birth	-	-	-	-	-	-	-
Intensive care	8	11	7	1.670	620	-	47
Coronary unit	6	8	10	1.150	379	-	21
<b>Total</b>	<b>521</b>	<b>146</b>	<b>266</b>	<b>111.378</b>	<b>24.834</b>	<b>5419</b>	<b>328</b>

**Tab.21. Basic indicators of hospitalization at the regional hospital in Vushtrri**

Department	Beds	Doctors	Nurses	Days of treatment	Patient lying in hospital	Operations	Deceased
Surgery	15	9	11	4276	2096	1452	-
ORL	11	-	1	2017	-	-	-
Gynecology	12	6	7	1721	594	32	-
Obstetrics	-	3	7	-	731	156	-
Neonatology	-	-	-	-	-	-	-
Pediatrics	17	4	7	2929	589		
Intern	11	3	7	3082	233	-	-
Hall of birth	-	-	4	-	-	-	4
Intensive care	6	6	7	1722	826	-	-
<b>Total</b>	<b>72</b>	<b>31</b>	<b>51</b>	<b>15747</b>	<b>5069</b>	<b>1640</b>	<b>4</b>

**Tab.22. Basic indicators of hospitalization at the regional hospital in Ferizaj**

Department	Beds	Doctors	Nurses	Days of treatment	Patient lying in hospital	Operations	Deceased
Surgery	20	16	10	3.958	1510	-	-
Gynecology	21	4	27	3.759	1674	118	-
Obstetrics	-	-	-	-	-	-	-
Neonatology	-	-	-	-	-	-	-
Pediatrics	10	12	10	2.112	384	-	-
Intern	13	10	8	3.704	396	-	2
Hall of birth	-	-	-	-	-	-	-
Intensive care	-	-	-	-	-	-	-
<b>Total</b>	<b>64</b>	<b>42</b>	<b>55</b>	<b>13.533</b>	<b>3.964</b>	<b>118</b>	<b>2</b>

**Tab.23. Basic indicators of hospitalization at the regional hospital in Mitrovica**

Department	Beds	Doctors	Nurses	Days of treatment	Patient lying in hospital	Operations	Deceased
Surgery	24	-	-	1.718	292	63	1
Urology	13	5	13	1.996	243	55	-
ORL	11	4	14	2.061	525	475	-
Oftamology	12	4	13	1227	239	12	-
Gynecology	-	5	-	-	-	-	-
Obstetrics	36	-	-	6.384	1.747	-	-
Neonatology	-	-	-	-	-	-	-
Neurology	3	3	14	594	86	-	-
Pediatrics	-	-	-	-	-	-	-
Intern	25	9	20	3.855	844	-	29
Chest	10	6	10	2.474	178	-	4
Hall of birth	18	9	45	-	-	-	3
Intensive care	-	2	-	-	-	265	-
<b>Total</b>	<b>152</b>	<b>47</b>	<b>129</b>	<b>20.309</b>	<b>4.154</b>	<b>870</b>	<b>37</b>



**MEDICAL CLINICS OF UNIVERSITY CLINICAL  
CENTRE OF KOSOVO (UCCK)**

**Tab. 24. Employees in University Clinical Center of Kosovo**

Clinics	Doctors				Nurses		
	Total doctors	Of general practice	In specialization	Specialists	Total nurses	Higher education	Secondary education
Surgery	82	-	30	52	111	-	111
Orthopedics	38	-	11	27	44	-	44
Urology	19	-	4	15	13	-	13
Neurosurgery	12	-	1	11	19	-	19
Obstetrics gynecology	72	-	16	56	158	-	158
Physical treatment	27	-	11	16	7	-	7
Psychiatry	20	-	8	12	30	-	30
Pediatrics	70	-	29	41	101	-	101
Neurology	21	-	8	13	42	-	42
Chest	12	-	2	10	31	-	31
Cardiac	-	-	-	-	-	-	-
Infectious	25	-	12	13	53	-	53
Children surgery	15	-	2	13	26	-	26
ORL	23	-	9	14	26	-	26
Ophthalmology	28	-	7	21	36	-	36
Maxilles	18	-	8	10	17	-	17
Anesthesiology	67	-	20	47	165	-	165
Dermatology	21	-	12	9	13	-	13
Cardiology	7	-	2	5	13	-	13
Hematology	9	-	4	5	16	-	16
Endocrinology	13	-	5	8	14	-	14
Nephrology	15	-	10	5	11	-	11
Rheumatology	11	-	4	7	11	-	11
Gastrology	21	-	10	11	11	-	11
Neonatology	41	-	17	24	91	-	91
<b>Total</b>	<b>687</b>	<b>-</b>	<b>242</b>	<b>445</b>	<b>1059</b>	<b>-</b>	<b>1059</b>

**Tab.25. Activity of the University Clinical Centre of Kosovo (UCCK)**

Clinic	Beds	Hospitalization days released	Number of patients					
			From the previous period	Hospitalized	Released	Condition at the end of period	Operated	Births
Surgery	139	43.024	1185	5.096	5.088	1193	3.246	-
Orthopedics	102	22.594	820	2.170	2.194	796	1394	-
Urology	24	5.548	210	942	942	210	964	-
Neurosurgery	24	6.306	254	917	906	265	502	-
Obstetrics gynecology	374	86.676	2612	34.693	34.753	2552	4271	10.294
Physical treatment	14	3635	139	215	211	143	-	-
Psychiatry	88	20.593	623	1.043	1.040	626	-	-
Pediatrics	155	56.290	1923	6.317	6.330	1910	-	-
Neurology	68	20.891	716	2.621	2.624	713	-	-
Chest	68	21.633	659	1.314	1.330	643	-	-
Cardiac	-	-	-	-	-	-	-	-
Infectious	130	31.916	975	2.353	2.354	974	-	-
Children surgery	38	6.908	136	1.928	1.933	131	1240	-
ORL	74	23.112	754	2.520	2.420	854	2.006	-
Ophthalmology	49	15.049	502	1.974	1.969	507	2.508	-
Maxilles	32	7183	258	692	697	253	950	-
Anesthesiology	38	11.320	317	5.980	5.975	322	15611	-
Dermatology	36	9.625	311	867	867	311	-	-
Cardiology	60	16.436	549	2.974	2.979	544	-	-
Hematology	28	5707	202	504	502	204	-	-
Endocrinology	38	11181	356	687	679	364	-	-
Nephrology	24	5772	186	469	466	189	-	-
Rheumatology	26	7259	265	567	580	252	-	-
Gastrology	33	9594	317	956	959	314	-	-
Neonatology	180	48187	1572	11782	11787	1567	-	-
<b>Total</b>	<b>1842</b>	<b>496439</b>	<b>15841</b>	<b>89581</b>	<b>89585</b>	<b>15837</b>	<b>32.692</b>	<b>10294</b>

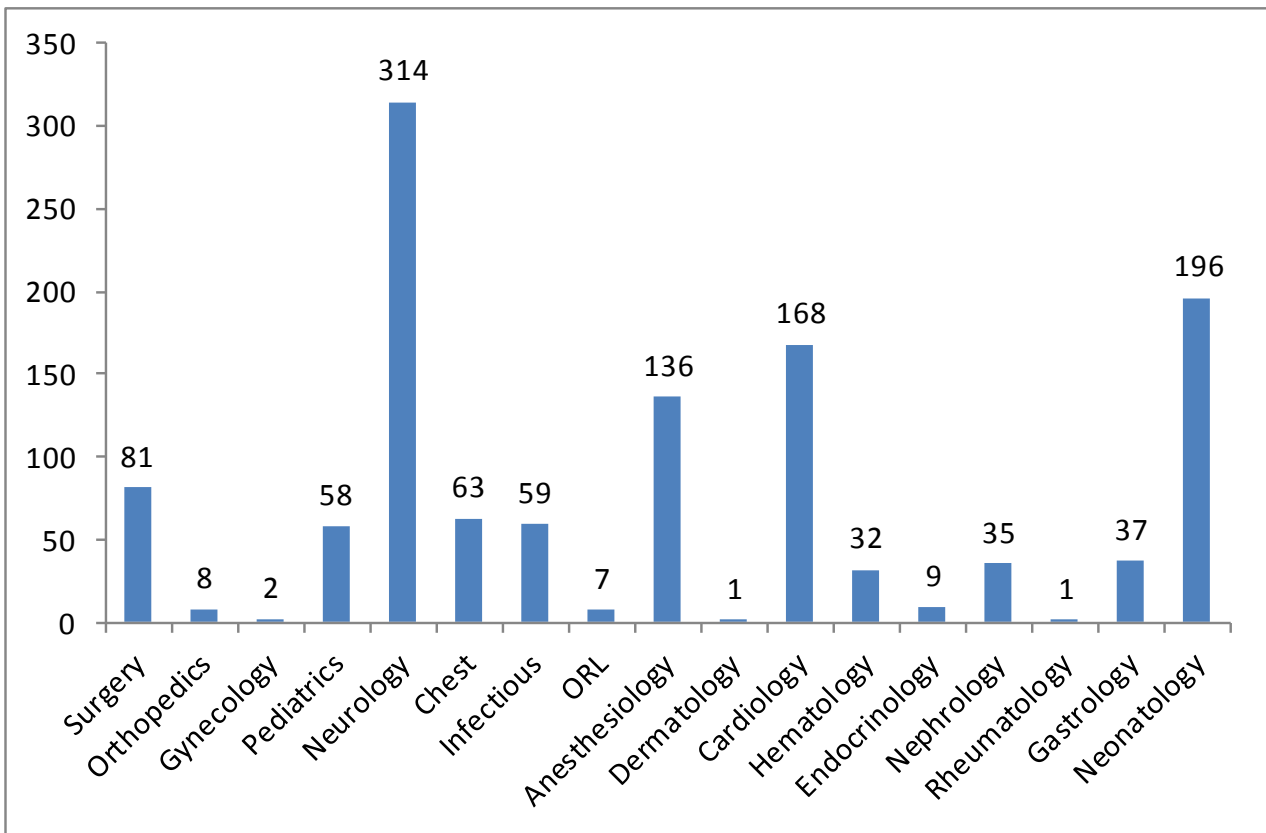
**Tab.26. Basic indicators of hospitalization of UCCK**

Clinic	Beds	Doctors	Nurses	Number of patients			
				Days of treatment	Patients lying in hospital	Deceased	Operated
Surgery	139	82	111	43.024	5.096	81	3.246
Orthopedics	102	38	44	22.594	2.170	8	1394
Urology	24	19	13	5.548	942	-	964
Neurosurgery	24	12	19	6.306	917	-	502
Obstetrics gynecology	374	72	158	86.676	34.693	2	4271
Physical treatment	14	27	7	3635	215	-	-
Psychiatry	88	20	30	20.593	1.043		-
Pediatrics	155	70	101	56.290	6.317	58	-
Neurology	68	21	42	20.891	2.621	314	-
Chest	68	12	31	21.633	1.314	63	-
Cardiac	-	-	-	-	-	-	-
Infectious	130	25	53	31.916	2.353	59	-
Children surgery	38	15	26	6.908	1.928	-	1240
ORL	74	23	26	23.112	2.520	7	2.006
Ophthalmology	49	28	36	15.049	1.974	-	2.508
Maxilles	32	18	17	7183	692	-	950
Anesthesiology	38	67	165	11.320	5.980	136	15611
Dermatology	36	21	13	9.625	867	1	-
Cardiology	60	7	13	16.436	2.974	168	-
Hematology	28	9	16	5707	504	32	-
Endocrinology	38	13	14	11181	687	9	-
Nephrology	24	15	11	5772	469	35	-
Rheumatology	26	11	11	7259	567	1	-
Gastrology	33	21	11	9594	956	37	-
Neonatology	180	41	91	48187	11782	196	-
<b>Total</b>	<b>1842</b>	<b>687</b>	<b>1059</b>	<b>496439</b>	<b>89581</b>	<b>1207</b>	<b>32.692</b>

**Tab. 27. Deceased patients in UCCK**

Clinic	Patients died/deceased
Surgery	81
Orthopedics	8
Urology	-
Neurosurgery	-
Obstetrics gynecology	2
Physical treatment	-
Psychiatry	-
Pediatrics	58
Neurology	314
Chest	63
Cardiac	-
Infectious	59
Children surgery	-
ORL	7
Ophthalmology	-
Maxilles	-
Anesthesiology	136
Dermatology	1
Cardiology	168
Hematology	32
Endocrinology	9
Nephrology	35
Rheumatology	1
Gastrology	37
Neonatology	196
<b>Total</b>	<b>1207</b>

**Graph. 6. Number of deceased patients UCCK according to clinic**



**Tab. 28. Health budget**

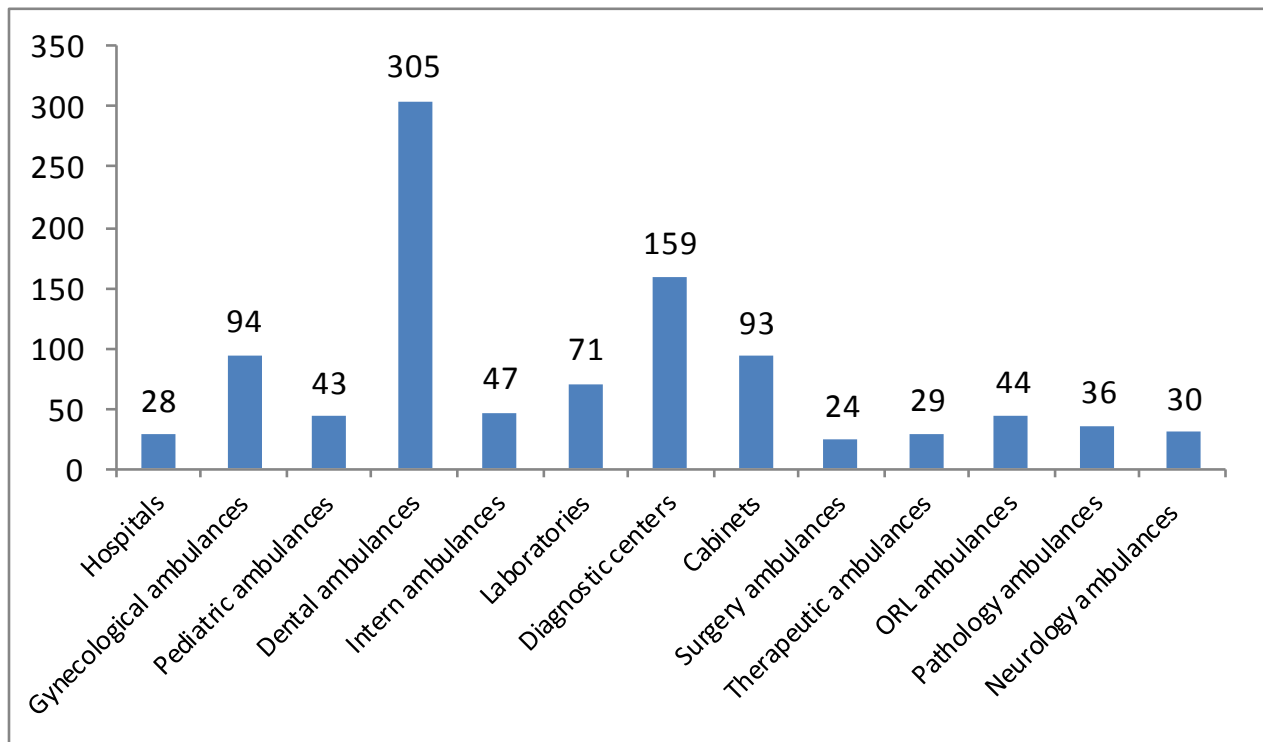
<b>Expenditures</b>	<b>Amount</b>
Wages and salaries	44,504,985
Goods and services	42,488,795
Utilities	3,502,073
Subsidies and transfers	3,000,000
Capital expenditures	13,300,000
Revenues	3,953,980
<b>Total</b>	<b>110.749.833,00</b>

**Tab. 29. Licensed private health institutions**

Health Institutions	Number
Hospitals	28
Gynecological ambulances	94
Pediatric ambulances	43
Dental ambulances	305
Intern ambulances	47
Laboratories	71
Diagnostic centers	159
Cabinets	93
Surgery ambulances	24
Therapeutic ambulances	29
ORL ambulances	44
Pathology ambulances	36
Neurology ambulances	30
<b>Total</b>	<b>1003</b>



**Graph 7. Number of licensed private health institutions**





# Kosovo Agency of Statistics

## *short description*

**Kosovo Agency of Statistics** is a professional institution which deals with collection, processing and publication of official statistical data. As such acts since 1948 and has passed through several historical stages, structured according to state regulation of those times.

On 2 August 1999, the Agency has resumed his professional work (after nine years of interruption of all statistical series detrimental to the interest of Kosovo), as an independent institution under the Ministry of Public Administration. Since 12.12.2011 the Agency operates in the frames of the Prime Minister's Office. Office is funded by the Kosovo Consolidated Budget, but also by donors for specific projects and for technical professional support.

**Kosovo Agency of Statistics** acts according to the Law No. 04/L-036 which entered into force on 12.12.2011. Strategic development plan 2009-2013 is the middle term implementation for the development of statistical system in correlation with the European Union statistics (EUROSTAT).

**Kosovo Agency of Statistics** has this organizational structure: production departments; (Department of Economic statistics and National Accounts, Department of Agriculture and Environment statistics and Department of Social statistics. **Support Departments;** Department of Methodology and Information Technology, Department of Policy Planning, Coordination and Communication, Department of Census and survey and Department of Administration. **Within the Agency we also established** Office of the Population Census, Huseholds and Dwellings. **Regional Offices;** Gjakove, Gjilan, Mitrovica, Peja, Prizren, Pristina and Ferizaj

In ASK are employed in total 139 workers, of them 104 (74,8 %) at the headquarters of the Agency, while in the Regional Offices, 35 (25,2%), with qualifying structure, 70,5% with university education to 29,5% with secondary education.

We have professional and technical cooperation with all Ministries of the Government of Kosovo, especially with the Ministry of Economy and Finance, Central Bank of Kosovo, with international institutions, EUROSTAT, International Monetary Fund, World Bank, Sweden's SIDA, DFID, UNFPA, UNDP, UNVEF, and with the statistical institutions of the countries in the region.

**Kosovo Agency of Statistics** almost completely covers the territory of Kosovo, based on the statistical structure of the enumeration areas as the basic unit and sole in the country from which it gets first hand information. All surveys conducted in the field use the extension of the samples in these enumeration areas but also a statistical methodology according to international recommendations. During the collection of statistical data and reports from reporting entities are involved professionals, technicians, administrators, servants of the country offices, field enumerators from regional offices, etc.

We have successfully implemented the project of Population Census, Households and Dwellings in 2011, Census that was not carried out since 1981. Results obtained from the Census will have an important role in compiling the development policies.

**The mission of the Agency;** to meet the needs of users with qualitative statistical data, objective, in time and space so that users have reliable base to conduct regular analysis in the interest of planning and project development at the municipal and country level. To support government institutions, scientific institutes, research academies, businesses in order to provide proper information for decision-makers and other users in Kosovo

- **Address: KOSOVO AGENCY OF STATISTICS**  
Street. "Zenel Salihu", No. 4, 10000 Pristina
- **Telephone:** +381 (0) 38 200 31 129  
CEO: +381 (0) 38 200 31 112
- **Fax::** +381 (0) 38 235 033
- **E-mail:** [social@rks-gov.net](mailto:social@rks-gov.net)