



Republika e Kosovës/
Republika Kosova/Republic of Kosovo
Qeveria - Vlada - Government
Zyra e Kryeministrit -Ured Premijera -Office of the Prime Minister
*Agjencia e Statistikave të Kosovës - Agencija za Statistike Kosova -
Kosovo Agency of Statistics*

Series 2: Agriculture and Environment Statistics

Municipal Waste Survey 2012





Republika e Kosovës/Republika Kosova/Republic of Kosovo
Qeveria - Vlada - Government
Zyra e Kryeministrit -Ured Premijera -Office of the Prime Minister
Agjencia e Statistikave të Kosovës - Agencija za Statistike Kosova -
Kosovo Agency of Statistics

Series 2: Agriculture and Environment Statistics

Municipal Waste Survey 2012



Publisher: - Kosovo Agency of Statistics (KAS)

Publication date: Decembar 2013

© - Kosovo Agency of Statistics

Reproduction is authorized when source is indicated only

Printed by the K.G.T, Pristina, Kosovo

More information is available on Internet

<http://ask.rks-gov.net>

Foreward

Statistical Agency of Kosovo, namely the Department of Agriculture and Environmental Statistics, realized the Municipal Waste Survey 2012.

The purpose of this survey is to provide stable statistical data for the municipal waste sector in Kosovo .

The results presented in this publication provide a statistically significant source of the current state of the sector.

All statistical instruments that are used for the realization of the survey are in line with EU regulations and recommendations, including the Law of Waste in Kosovo (No. 02/L-30).

KAS thanks GOPA pilot project IPA 2011, particularly expert Mr.Jürgen Gonser (expert, ARGUS GmbH, Berlin) for his professional assistance.

Publication is prepared by :

Mr.Bajrus Qevani , Director of DAES
Mr.Haki Kurti, DAES Head of Environment
Statistics Division
Mrs.Teuta Ademi, DAES Official of Environment Statistics

Suggestions, proposals and comments regarding this publication are welcome and be sent to:E-mail: agricultural@ks-gov.net

December 2013

Chief Executive Officer-KAS
Isa Krasniqi

Abbreviations and acronyms

EU	European Union
KAS	Kosovo Agency of Statistics
MPC	Municipal Public Company
DTD	Door to Door
CD	Collective Dwelling
DPS	Department of Population Statistics
DAES	Department of Agriculture and Environment Statistics
OECD	Organisation for Economic Co-operation and Development
EEA	European Environment Agency

Simbolet

Kg/inhabitants	Kilogram per inhabitants/year/day
kg	Kilogram
t	Tonne
%	Percentage

Contents

Objective, methodology of survey.....	6
Methodology	6
Field procedures	7
Definition	7
Results	8
Table 1	8
Table 2	9
Comparison of data in 2007-2012	10
Table 3.....	10
Table 4.....	12
Anex 1 Questionnaire.....	13

1. Objective, methodology of survey

1.1 Objective

Objective of the municipal survey 2012 was to obtain information on waste according to:

- Generation of municipal waste and
- Treatment of municipal waste

Also, this publication aims to provide the basis for monitoring municipal waste in the future in the sector

1.2 Methodology

1.2.1 Frame survey

All the survey procedures were prepared during September-October 2013, activities such as:

Questionnaire preparation, manual for interviewer, sample survey and training of interviewers.

1.2.2 Field procedures

Fieldwork was conducted by interviewers who conducted direct interviews with managers of companies, based on questionnaires (Annex 1).

- Examination of completed questionnaires in the field by field supervisors
- Examination of questionnaires completed at the head office in KAS, the staff of the Division of the Environment Statistics

2. Definition

Municipal waste - is waste from households, as well as waste from other activities which because of its nature or composition, is similar to those of the household.

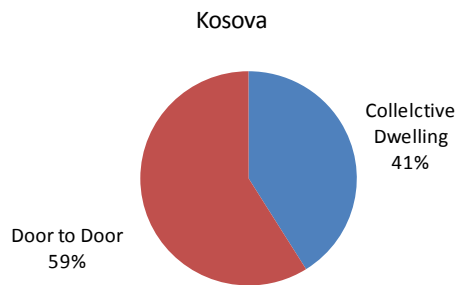
3. Results of the municipal waste survey 2012

Table 1: Amount of municipal waste collected by type of collection, 2012

Place of collection	Collective Dwelling	Door to Door	Total
Unit	1000 tonnes		
Prishtina and region ¹	99	149	248
Other regions in Kosovo	150	209	359
Kosova total	249	358	607

The total amount of municipal waste collected in Kosovo in 2012 was 607 000 tonnes. In Kosovo 59 percent of the municipal waste were collected by door- to- door collection, while 41 percent of waste were collected from collective housing (Figure 1). In other regions the municipal waste collection ratio was 42 percent from collective housing and 58 percent by residential door-to-door collection.

Figure 1: Structure of the waste collection in 2012 in %



¹Prishtina, Obiliqi, Glllogoci, Fushë Kosova, Lipjani, Graçanica and Podujeva

Table 2: Amount of municipal waste collected per inhabitant in 2012

Place of collection	Collected quality	Population ²	Waste /inhabitant/year/	Waste /inhabitant/ day
Unit	1000/ton		kg	
Prishtina and region	249	483,084	515	1.4
Other regions in Kosovo	358	1,332,522	269	0.7
Kosova total	607	1,815,606	334	0.9

In Kosovo, the 2012 data show that at average 334 municipal waste were collected per inhabitant per year. Significant differences are observed between regions: While in Prishtina 515 kg of municipal waste were collected per inhabitant, the collected amount in the other regions was 269 kg per inhabitant.

² KAS, total estimated population data, December 31, 2012 Kosovo
Data on municipalities of; Zveçan, Zubin Potok, Leposaviç and part of Mitrovica are not included in 2011 Population Census.

4. Comparison of data in 2007-2012

Table 3: Amount of municipal waste collected from 2007 to 2012

	2007	2008	2009	2010 ³	2011	2012
Unit	in 1000 tonnes					
Pristina region	182	198	218	222	230	249
Other regions	148	153	187	293	352	358
Kosovo total	330	351	405	515	582	607
Unit	in kg/inhabitant, a					
Pristina region	364	396	436	511	488	515
Other regions	93	96	117	226	278	269
Kosovo total	157	167	193	297	335	334
Unit	in kg/inhabitant, d					
Pristina region	1.0	1.1	1.2	1.4	1.3	1.4
Other regions	0.3	0.3	0.3	0.6	0.8	0.7
Kosovo total	0.4	0.5	0.5	0.8	0.9	0.9

In 2012, the collection of municipal waste per day and inhabitant in the Prishtina region was 1.4 kg, while in other regions of Kosovo 0.7 kg were collected. In the whole Kosovo, the waste collected per inhabitant per day was 0.9 kg.

Since, 2007 the amount of municipal waste collected in Kosovo has nearly doubled from 330,000 tonnes to 607,000 tonnes.

For Pristina the data show a steady increase by 67,000 tonnes or 37% from 182,000 tonnes in 2007 to 249,000 tonnes in 2012.

The increase was stronger in the other regions where the collected amounts increased by 210,000 tonnes or 142% in the same period.

³ Since 2010, the waste amounts per inhabitant are calculated on the basis of the population data from the 2010 population census. The strong increase of the waste amounts per inhabitant from 2009 to 2010 results mainly from the lower population data as of 2010.

Figure 2: Municipal waste collected in Prishtina, in other regions and in the whole Kosovo from 2007-2012 in tonnes.

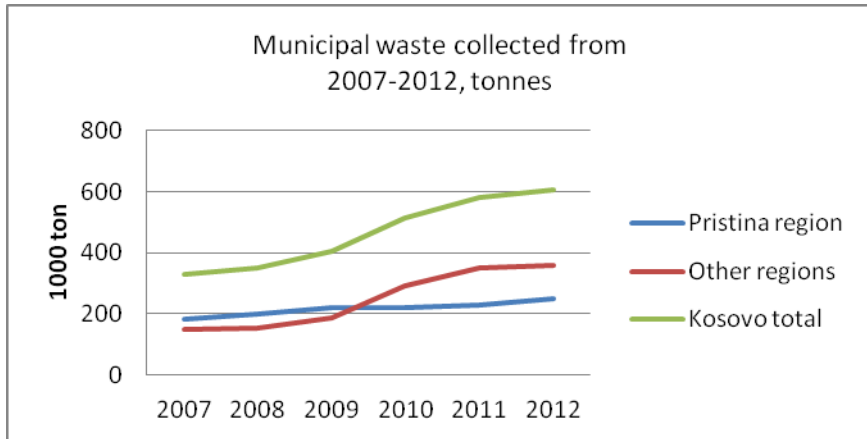


Figure 3: Municipal waste collected in Prishtina, in other regions and in the whole Kosovo from 2007-2012 in kg/inhabitant/year

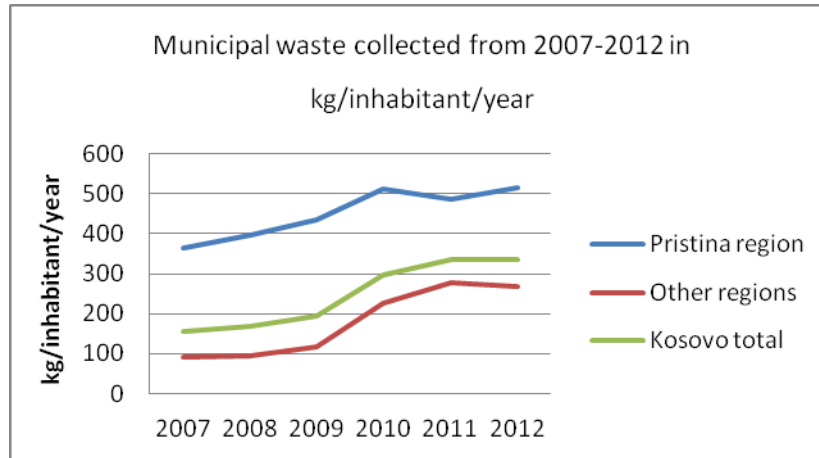


Table 4: Municipal waste collected from 2007 to 2012 by collection sistem

	2007	2008	2009	2010	2011	2012
Collective Dwelling in 1000 tonnes						
Pristina region	88	82	98	92	97	99
Other regions	56	45	76	131	145	150
Kosovo total	144	127	174	223	242	249
Door to door collection in 1000 tonnes						
Pristina region	94	116	120	130	133	149
Other regions	92	108	111	162	207	209
Kosovo total	144	224	231	292	340	358
Total collection in 1000 tonnes						
Pristina region	182	198	218	222	230	249
Other regions	148	153	187	293	352	358
Kosovo total	330	351	405	515	582	607

Total amount of municipal waste collected in Kosovo by public and private companies in 2012 increased by 4.3% compared to 2011.

Whereas the amount of municipal waste collected increased strongly in the period from 2007 to 2012, particularly in the other Kosovo regions, the share of the two different collection types did not change very much.

Anex 1 Questionnaire

Table 1: Generated waste

a	Municipality (name)		Municipality Code (filled in by KAS)	Number of settlement used by public services	No. of citizens that use the municipal waste collection service	Amount of municipal waste collected by place of generation			Origin of collected waste (estimate)		Treatment of municipal waste					
	Amount (tonnes)					% of total municipal waste collected		Landfilling 1		Landfilling 2		Other treatment		Description of treatment facility		
	KD	DTD				Total	From households	From commercial and service activity	Amount (tonnes)	Description of landfill (name, address)	Amount (tonnes)	Description of landfill (name, address)	Amount (tonnes)		Type of treatment	
1	2	3	4	5	6	7	8	9	10	11	12	13	14	15	16	
1																
2																
3																
4																
5																
6																
7																
8																
9																
10																
11																
12																
13																
14																
15																
16																
17																
18																
19																
20																
21																
22																
23																
24																
25																
26																
27																
28																
29																
30																
	Total															

Kosovo Agency of Statistics, a brief description

Kosovo Agency of Statistics is a professional institution which deals with collection, processing and publication of official statistical data. As such acts since 1948 and has passed through several historical stages, structured according to state regulation of those times. On 2 August 1999, the Agency has resumed his professional work (after nine years of interruption of all statistical series detrimental to the interest of Kosovo), as an independent institution under the Ministry of Public Administration. Since 12.12.2011 the Agency operates in the frames of the Prime Minister's Office. Office is funded by the Kosovo Consolidated Budget, but also by donors for specific projects and for technical professional support.

The mission of the Agency; to meet the needs of users with qualitative statistical data, objective, in time and space so that users have reliable base to conduct regular analysis in the interest of planning and project development at the municipal and country level. To support government institutions, scientific institutes, research academies, businesses in order to provide proper information for decision-makers and other users in Kosovo.

- **Address: Statistical Office of Kosovo, Str. Zenel Salihu,**
- **No. 4, Pristina**
- **Telephones:Head-Quarters: : +381 (0) 38 200 31 104**
- **Director: +381 (0) 38 200 31 112**
- **Fax: +381 (0) 38 235 033**
- **E-mail: agriculture@aks-gov.net**
- **Web-site: <http://ask.rks-gov.net>**