



Republika e Kosovës
Republika Kosova-Republic of Kosovo
Qeveria - Vlada - Government
Zyra e Kryeministrit -Ured Premijera -Office of the Prime Minister
Agjencia e Statistikave të Kosovës - Agencija za Statistike Kosova - Kosovo Agency of Statistics

Series 5: Social Statistics

Culture Statistics 2013





Republika e Kosovës
Republika Kosova-Republic of Kosovo
Qeveria - Vlada - Government
Zyra e Kryeministrit -Ured Premijera -Office of the Prime Minister
Agjencia e Statistikave të Kosovës - Agencija za Statistike Kosova - Kosovo Agency of Statistics

Series 5: Social Statistics

Culture Statistics 2013



Publisher: Kosovo Agency of Statistics (KAS)
Publication date: October, 2014
© Kosovo Agency of Statistics
Reproduction is authorized when source is indicated only
For more information's contact + 381 (0) 200 31 129
Printed by the K.G.T, Pristina, Kosovo
More information is available on Internet
<http://ask.rks-gov.net/>

F o r e w o r d

Publication of Culture Statistic for 2013 is the ninth edition published by the Kosovo Agency of Statistics (KAS), respectively, the Department of Social Statistics (DSS).

Source of data for culture are departments of Culture, Youth and Sports at the municipal level.

This publication contains statistics for 2013 regarding cultural activities of cinemas, theaters, galleries, museums, libraries, for ballet and philharmonics, and contains data about the number of employees in these institutions.

Questionnaire for culture was used for data collection.

We welcome comments, suggestions or observations that contribute to the quality of the publication in the future, at address social@rks-gov.net.

KAS thanks the Ministry of Culture, Youth, Sports and Non-Residential Affairs and departments of Culture, Youth, Sports and Non-residential Affairs at municipal levels that have collaborated unhesitatingly with KAS staff.

This publication was prepared by:

PhD.sc. Bashkim Bellaqa – Director of the Department of Social Statistics

Naime Rexhepi – Head of Social Statistics Division

Laureta Haziri - Official for Statistics of Sports and Culture

Mr. Ahmet Cakolli - Official for Design

October, 2014

Chief Executive Official, KAS

Isa Krasniqi

List of abbreviations and symbols

KAS	-	Kosovo Agency of Statistics
MCYS	-	Ministry of Culture, Youth and Sports
-	-	No occurrence
:	-	Data are missing

Content

	Page
Brief description of cultural institutions	4
1.1. Activities of cinemas.....	5
1.2. Activities of national-professional theater for children and amateur theaters	7
1.2. Number of theaters, seats, performances and the number of employees in theaters	11
1. 4. Number of employees by type of theater.....	12
.....	12
1.8. Activities of Philharmonic - Opera of Kosovo	19
1.9. Activities of Ballet Kosovo	19

Brief description of cultural institutions

For better recognition of the most important institutions of culture and art, below is a brief description of their values and activity.

Cinemas: It is the place where the different movies are performed, cinemas have rooms or halls that can be enclosed space or open or can be mobile. We only have closed cinema halls in Kosovo.

National Theater: According to the activity, theaters can be national professional, amateur and children theatres. At the beginning it was known as the Regional People's Theater and then the Provincial People's Theater was founded in early October 1946 in Prizren after the Second World War. With the transition of the administration, it moved from Prizren to Prishtina. National and children theater are placed in Prishtina.

The National Theater has a hall with 320 seats.

Professional theaters are in Gjilan, Peja and Gjakova while other municipalities possess amateur theaters.

National theaters, professional theaters for children are institutions that employ professional artists who during the season prepare different theatrical parts or plays.

Amateur theaters: Are institutions where amateurs work or operate and in some cases are supported by professional artists.

Galleries: Are institutions which organize different exhibitions which present different cultural values. In Kosovo are operating two national professional galleries located in Prishtina.

Kosovo Art Gallery was established in 1978 which has introduced more eminent creators of visual arts as from Kosovo as well as from the world.

While other galleries are of municipal character which exhibits are mainly organized in so-called culture homes.

Libraries: The first library in Kosovo was established in 1513 in Prizren, then were founded several other libraries between the two world wars.

In December 1944 in Prizren was established Regional Library which was transferred to Prishtina in 1947 and now is called the National and University Library of Kosovo.

In addition to National and University Library there are also regional libraries, municipal libraries, school libraries, etc..

Libraries have different activities and represent a degree of cultural development.

Museum: Museums are institutions which legally preserve and process articles and hold various important exhibitions for science and art.

Museum of Kosovo was formed in 1949 under the name Provincial Museum of Kosovo, composed of sectors: archaeological, ethnological, natural, and NLM and Labour Movement.

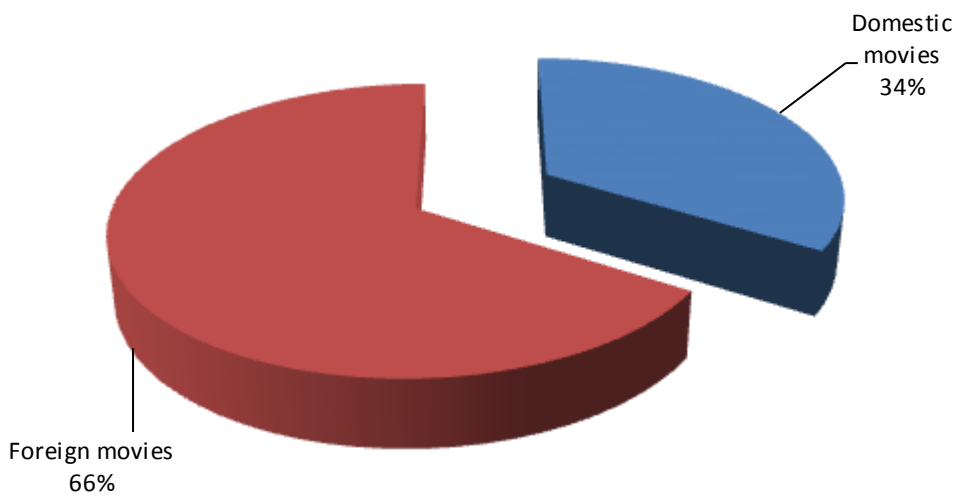
Museum opened to the public in 1951.

1.1. Activities of cinemas


Table 1:

Municipality	Number of cinemas	Number of halls	Number of seats	Number of films, movies	Number of schedules per day	Domestic movies	Foreign movies	Number of viewers	Number of employees	Female
Deçani	-	-	-	2	-	1	1	400	-	-
Gjakova	-	-	-	2	-	2	-	500	-	-
Glogovci	-	-	-	-	-	-	-	-	-	-
Gjilani	-	-	-	-	-	-	-	-	-	-
Dragashi	-	-	-	-	-	-	-	-	-	-
Istogu	-	-	-	-	-	-	-	-	-	-
Kaçaniku	-	-	-	-	-	-	-	-	-	-
Klina	-	-	-	-	-	-	-	-	-	-
Fushë Kosova	-	-	-	2	-	2	-	250	-	-
Kamenica	-	-	-	12	-	10	2	1.345	-	-
Mitrovica	-	-	-	1	-	1	-	343	-	-
Leposaviqi	:	:	:	:	:	:	:	:	:	:
Lipjani	-	-	-	8	-	2	6	710	-	-
Novobërda	-	-	-	-	-	-	-	-	-	-
Obiliqi	-	-	-	-	-	-	-	-	-	-
Rahoveci	-	-	-	4	-	4	-	700	-	-
Peja	1	1	269	2	-	2	-	638	4	2
Podujeva	-	-	-	15	-	5	10	1.200	-	-
Prishtina	1	1	215	50	5	2	48	49.385	21	9
Prizreni	1	1	160	5	5	-	5	1.323	5	2
Skenderaj	-	-	-	1	-	1	-	400	-	-
Shtime	-	-	-	-	-	-	-	-	-	-
Shtërpce	-	-	-	-	-	-	-	-	-	-
Suhareka	-	-	-	-	-	-	-	-	-	-
Ferizaj	-	-	-	10	-	5	5	500	-	-
Vitja	-	-	-	-	-	-	-	-	-	-
Vushtrria	-	-	-	1	-	1	-	300	-	-
Zubin Potoku	:	:	:	:	:	:	:	:	:	:
Zveçani	:	:	:	:	:	:	:	:	:	:
Malisheva	-	-	-	2	-	2	-	420	-	-
Junik	-	-	-	-	-	-	-	-	-	-
Mamushë	-	-	-	-	-	-	-	-	-	-
Hani i Elezit	-	-	-	-	-	-	-	-	-	-
Graçanicë	-	-	-	10	-	3	7	2.000	-	-
Ranilug	-	-	-	-	-	-	-	-	-	-
Partesh	-	-	-	-	-	-	-	-	-	-
Kllokot	-	-	-	-	-	-	-	-	-	-
Northern Mitrovica	:	:	:	:	:	:	:	:	:	:
Total	3	3	644	127	10	43	84	60.414	30	13

Graph 1: Performed domestic and foreign movies given in%



Graph 2: Structure of employees in cinema by gender, expressed in%

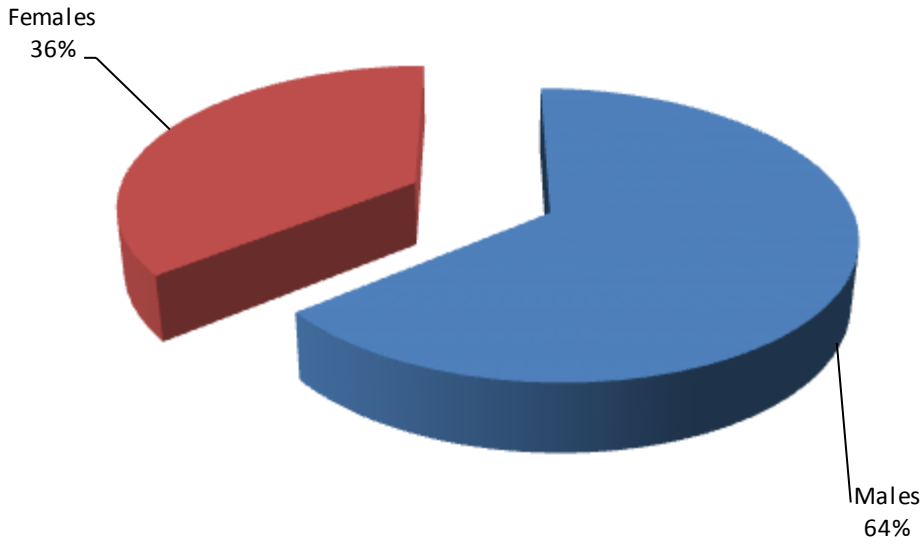


1.2. Activities of national-professional theater for children and amateur theaters

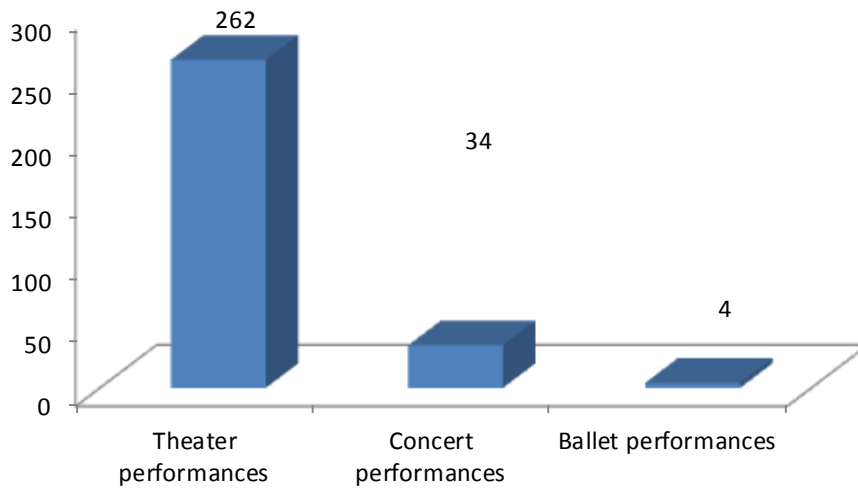
Table 2:

Municipality	Teatrot kombëtar -professional										Teatrot amator						Teatrot e fëmijëve											
	Number of theaters	Number of seats	The number of theater performances	The number of theatrical performances - as replays	Number of concert performances	Number of performances of ballet	Number of viewers	The number of professional workers	Female	Number of theaters	Number of seats	Number of theater performances	Number of theater performances: replays	Number of concert performances	Number of performances of ballet	Number of viewers	Number of amateurs	Female	Number of theaters	Number of seats	Number of theater performances	Number of theater performances:replays	Number of concert performances	Number of performances of ballet	Number of viewers	Number of professional workers	Female	
Deçani	-	-	-	-	-	-	-	-	1	380	1	6	12	-	3.600	1	-	-	-	-	-	-	-	-	-	-	-	
Gjakova	1	690	2	26	6	-	15.000	5	-	-	-	-	-	-	-	-	-	-	-	-	-	-	-	-	-	-	-	
Glogovci	-	-	-	-	-	-	-	-	1	360	2	4	-	-	200	2	-	-	-	-	-	-	-	-	-	-	-	
Gjilani	1	296	7	13	6	-	3.853	18	3	-	-	-	-	-	-	-	-	-	-	-	-	-	-	-	-	-	-	
Dragashi	-	-	-	-	-	-	-	-	-	-	-	-	-	-	-	-	-	-	-	-	-	-	-	-	-	-	-	
Istogu	-	-	-	-	-	-	-	-	1	420	-	-	5	-	1.000	2	-	-	-	-	-	-	-	-	-	-	-	
Kaçaniku	-	-	-	-	-	-	-	-	1	530	2	5	-	-	1.500	4	1	-	-	-	-	-	-	-	-	-	-	
Klina	-	-	-	-	-	-	-	-	1	300	3	-	2	-	780	1	-	-	-	-	-	-	-	-	-	-	-	
Fushë Kosova	-	-	-	-	-	-	-	-	3	508	-	-	17	-	2.500	2	-	-	-	-	-	-	-	-	-	-	-	
Kamenica	-	-	-	-	-	-	-	-	1	600	3	10	3	-	1.300	3	1	1	120	3	-	-	-	-	45	1	-	
Mitrovica	-	-	-	-	-	-	-	-	1	383	3	2	4	2	3.615	8	4	-	-	-	-	-	-	-	-	-	-	
Leposaviqj	:	:	:	:	:	:	:	:	:	:	:	:	:	:	:	:	:	:	:	:	:	:	:	:	:	:	:	:
Lipjani	-	-	-	-	-	-	-	-	1	410	2	-	2	-	900	1	-	-	-	-	-	-	-	-	-	-	-	
Novobërda	-	-	-	-	-	-	-	-	-	-	-	-	-	-	-	-	-	-	-	-	-	-	-	-	-	-	-	
Obiliqj	-	-	-	-	-	-	-	-	-	-	-	-	-	-	-	-	-	-	-	-	-	-	-	-	-	-	-	
Rahoveci	-	-	-	-	-	-	-	-	1	340	20	5	5	-	1.500	5	-	-	-	-	-	-	-	-	-	-	-	
Peja	1	327	12	17	-	3	3.806	2	3	-	-	-	-	-	-	-	-	-	-	-	-	-	-	-	-	-	-	
Podujeva	-	-	-	-	-	-	-	-	1	300	11	15	20	-	3.000	3	-	-	-	-	-	-	-	-	-	-	-	
Prishtina	1	320	8	150	3	-	7.500	64	27	1	200	4	67	10	2	10.900	10	4	1	105	8	227	-	4	28.743	18	3	
Prizreni	1	335	6	21	19	1	12.920	6	1	-	-	-	-	-	-	-	-	-	-	-	-	-	-	-	-	-	-	
Skenderaj	-	-	-	-	-	-	-	-	1	500	3	4	3	1	1.500	15	4	-	-	-	-	-	-	-	-	-	-	
Shtime	-	-	-	-	-	-	-	-	-	-	-	-	-	-	-	-	-	-	-	-	-	-	-	-	-	-	-	
Shtërpçe	-	-	-	-	-	-	-	-	-	-	-	-	-	-	-	-	-	-	-	-	-	-	-	-	-	-	-	
Suhareka	-	-	-	-	-	-	-	-	1	400	3	10	12	2	4.000	-	-	-	-	-	-	-	-	-	-	-	-	
Ferizaj	-	-	-	-	-	-	-	-	1	383	16	100	9	4	7.000	4	-	-	-	-	-	-	-	-	-	-	-	
Vitja	-	-	-	-	-	-	-	-	1	500	2	5	3	-	2.000	2	-	-	-	-	-	-	-	-	-	-	-	
Vushtrria	-	-	-	-	-	-	-	-	1	409	1	6	6	2	1.500	9	1	-	-	-	-	-	-	-	-	-	-	
Zubin Potoku	:	:	:	:	:	:	:	:	:	:	:	:	:	:	:	:	:	:	:	:	:	:	:	:	:	:	:	:
Zveçani	:	:	:	:	:	:	:	:	:	:	:	:	:	:	:	:	:	:	:	:	:	:	:	:	:	:	:	:
Malisheva	-	-	-	-	-	-	-	-	1	480	6	-	6	-	3.000	2	-	-	-	-	-	-	-	-	-	-	-	
Junik	-	-	-	-	-	-	-	-	-	-	-	-	-	-	-	-	-	-	-	-	-	-	-	-	-	-	-	
Mamushë	-	-	-	-	-	-	-	-	-	-	-	-	-	-	-	-	-	-	-	-	-	-	-	-	-	-	-	
Hani i Elezit	-	-	-	-	-	-	-	-	1	222	-	-	6	-	2.000	2	-	-	-	-	-	-	-	-	-	-	-	
Graçanicë	-	-	-	-	-	-	-	-	1	333	5	10	-	-	400	3	-	-	-	-	-	-	-	-	-	-	-	
Ranilug	-	-	-	-	-	-	-	-	-	-	-	-	-	-	-	-	-	-	-	-	-	-	-	-	-	-	-	
Partesh	-	-	-	-	-	-	-	-	-	-	-	-	-	-	-	-	-	-	-	-	-	-	-	-	-	-	-	
Klokot	-	-	-	-	-	-	-	-	-	-	-	-	-	-	-	-	-	-	-	-	-	-	-	-	-	-	-	
Northern Mitrovica	:	:	:	:	:	:	:	:	:	:	:	:	:	:	:	:	:	:	:	:	:	:	:	:	:	:	:	:
Total	5	1.968	35	227	34	4	43.079	95	34	22	7.958	87	249	125	13	52.195	79	15	2	225	11	227	0	4	28.788	19	3	

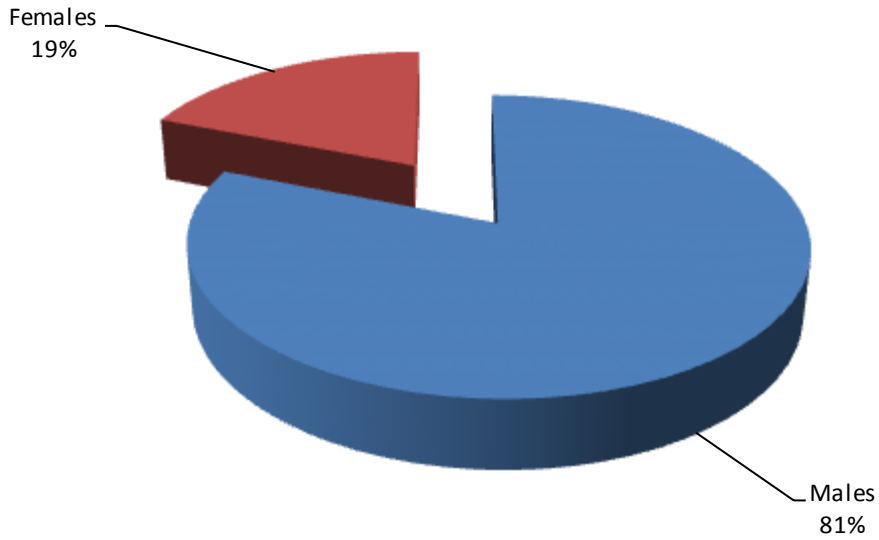
Graph 3: Structure of employees in national and professional theaters by gender expressed in%



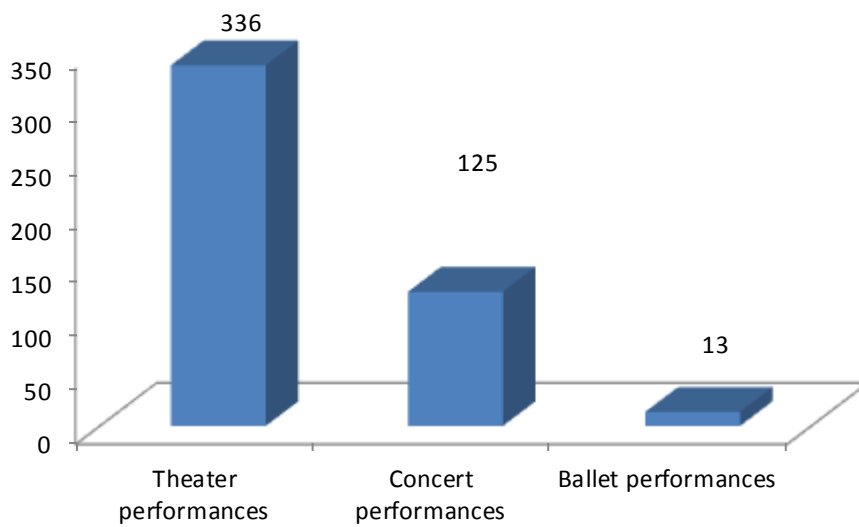
Graph 4: The number of national professional performances in theaters by type



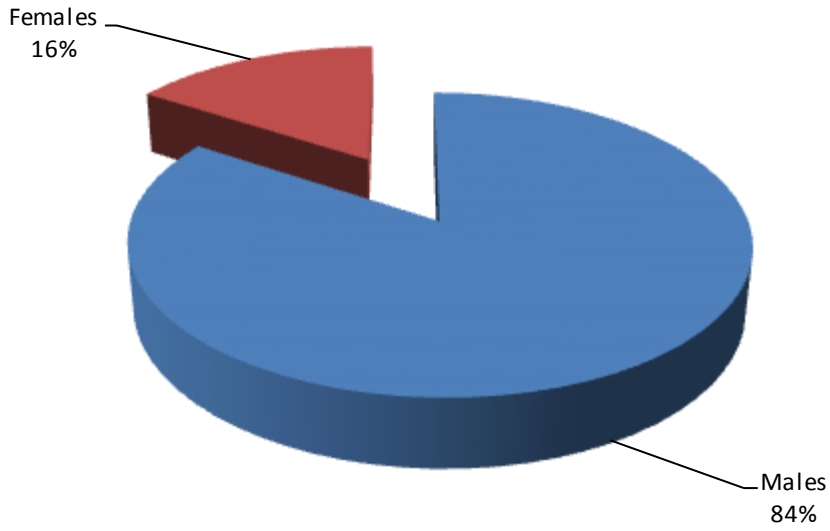
Graph 5: Structure of employees by gender in amateur theaters in%



Graph 6: Number of performances of amateur theaters by type



Graph 7: Structure of employees in theaters of children by gender expressed in%

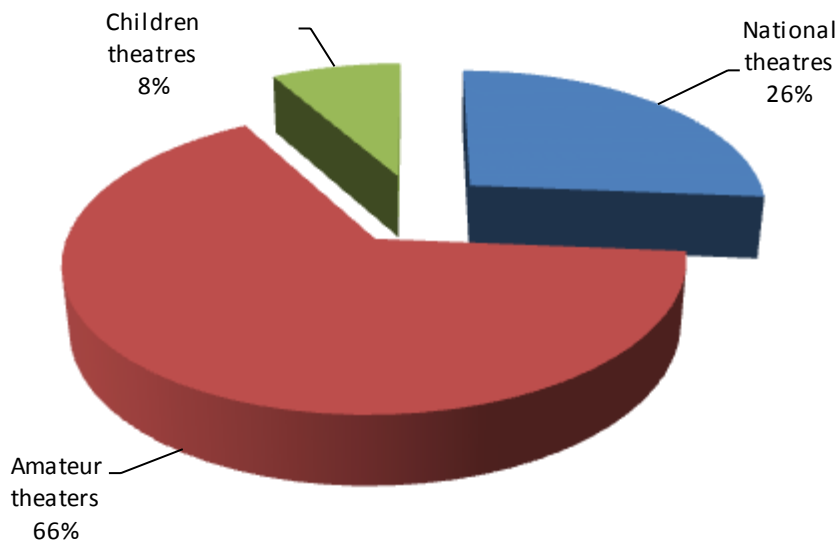


1.2. Number of theaters, seats, performances and the number of employees in theaters

Table 3

Type of theaters	Number of theaters	Number of seats	Number of theater performances	Number of theater performances-replays	Number of concert performances	Number ballet performances	Number of viewers	Number of employees	s
National professional theaters	5	1.968	35	227	34	4	43.079	95	34
Amateur theaters	22	7.958	87	249	125	13	52.195	79	15
Children Theatres	2	225	11	227	0	4	28.788	19	3
Total	29	10.151	133	703	159	21	124.062	193	52

Graph 8: Performances by theater types expressed in%

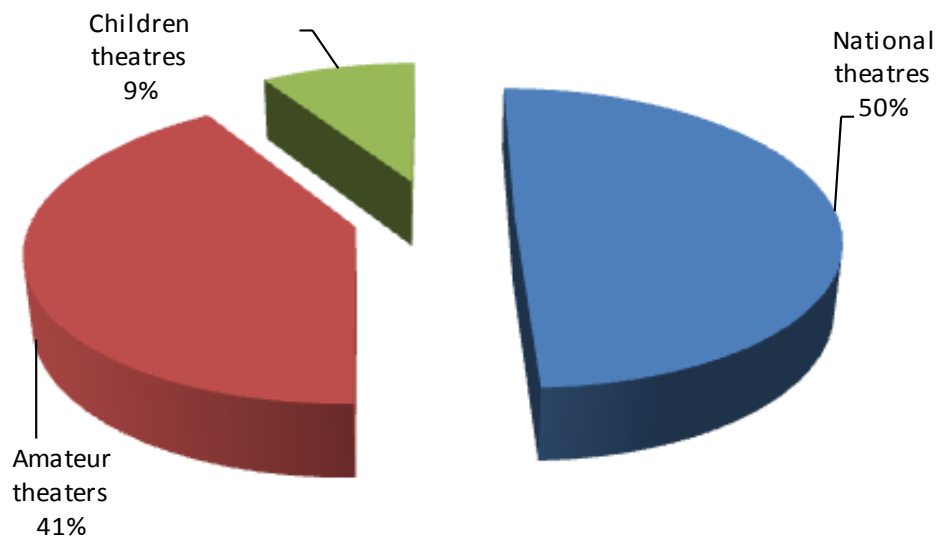


1. 4. Number of employees by type of theater

Table: 4

Type of theaters	Total	Females	Males
National-professional theaters	95	34	61
Amateur theaters	79	15	64
Children theatres	19	3	16
Total	193	52	141

Graph 9: Number of employees by type of theater, presented in%

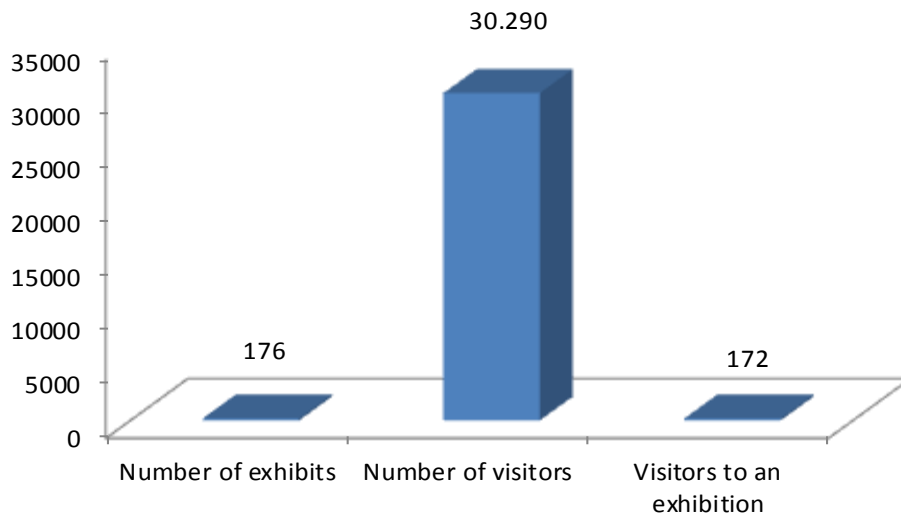


1.5. Activities of art galleries

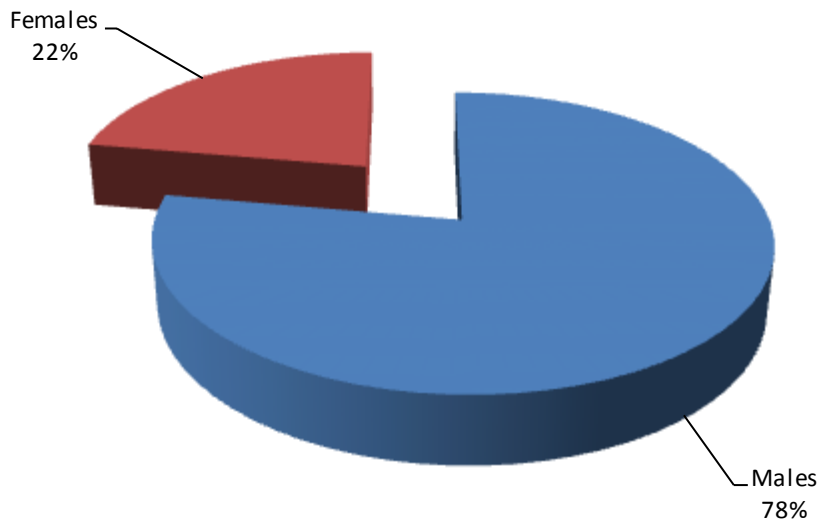
Table 5:

Municipality	Number of galleries	Number of exhibits	Number of visitors	Number of employees	Female
Deçani	-	6	300	-	-
Gjakova	-	5	300	-	-
Gllgoci	-	4	500	-	-
Gjilani	-	8	600	-	-
Dragashi	-	-	-	-	-
Istogu	-	4	1.000	-	-
Kaçaniku	-	-	-	-	-
Klina	-	3	650	-	-
Fushë Kosova	-	5	600	-	-
Kamenica	-	4	320	-	-
Mitrovica	-	9	2.676	-	-
Leposaviqi	:	:	:	:	:
Lipjani	-	4	400	-	-
Novobërda	-	-	-	-	-
Obiliqi	-	-	-	-	-
Rahoveci	-	20	400	-	-
Peja	1	17	2.700	2	1
Podujeva	-	6	1.700	-	-
Prishtina	2	30	11.588	16	3
Prizreni	-	-	-	-	-
Skenderaj	-	3	350	-	-
Shtime	-	-	-	-	-
Shtërpca	-	-	-	-	-
Suhareka	-	10	900	-	-
Ferizaj	-	9	2.676	-	-
Vitia	-	6	1.000	-	-
Vushtrria	-	8	480	-	-
Zubin Potoku	:	:	:	:	:
Zveçani	:	:	:	:	:
Malisheva	-	4	150	-	-
Junik	-	-	-	-	-
Mamushë	-	-	-	-	-
Hani i Elezit	-	-	-	-	-
Graçanicë	-	11	1.000	-	-
Ranilug	-	-	-	-	-
Partesh	-	-	-	-	-
Kllokot	-	-	-	-	-
Northern Mitrovica	:	:	:	:	:
Total	3	176	30.290	18	4

Graph 10: Number of exhibits and visitors



Graph 11: Structure of employees by gender in the art gallery expressed in%

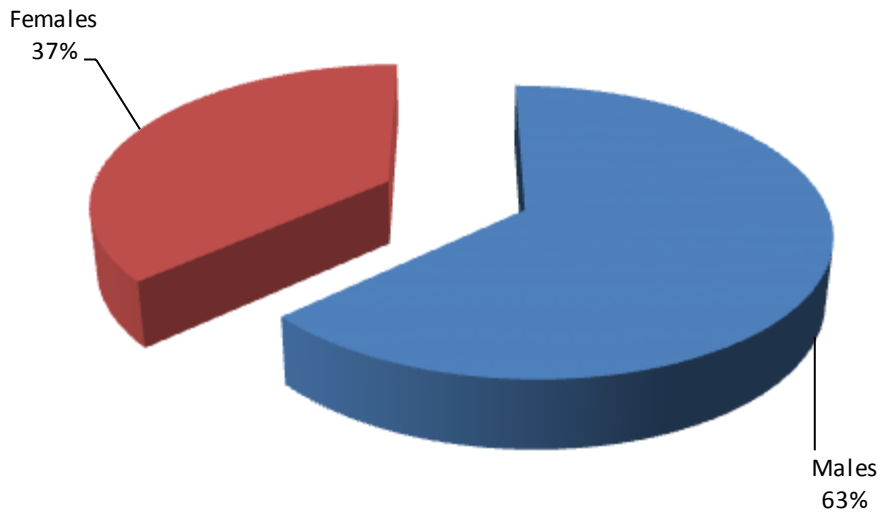


1.6. Activities of museums and museum houses

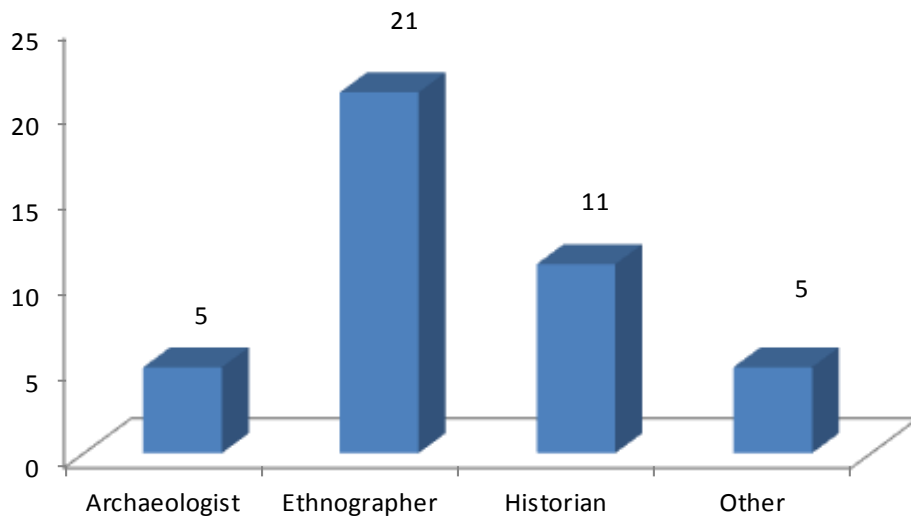
Table 6:

Municipality	Number of museums	Number of house-museums	Number of visitors	Total workers	Females	Archaeologist	Female	Ethnographer	Females	Historian	Females	Other workers	Females
Deçani	1	11	5.800	2	-	-	-	-	-	1	-	1	-
Gjakova	1	2	1.500	2	-	1	-	-	-	1	-	-	-
Gllgovci	-	-	-	-	-	-	-	-	-	-	-	-	-
Gjilani	-	-	-	-	-	-	-	-	-	-	-	-	-
Dragashi	-	-	-	-	-	-	-	-	-	-	-	-	-
Istogu	1	1	1.300	2	-	1	-	-	-	-	-	-	-
Kaçaniku	-	-	-	-	-	-	-	-	-	-	-	-	-
Klina	-	1	5.000	1	-	-	-	-	-	-	-	-	-
Fushë Kosova	1	-	300	-	-	-	-	-	-	-	-	-	-
Kamenica	1	1	1.800	-	-	-	-	-	-	-	-	-	-
Mitrovica	1	-	1.575	8	4	-	-	1	-	1	-	-	-
Leposaviqi	:	:	:	:	:	:	:	:	:	:	:	:	:
Lipjani	-	1	700	-	-	-	-	-	-	-	-	-	-
Novobërda	-	-	-	-	-	-	-	-	-	-	-	-	-
Obiliqi	-	1	500	-	-	-	-	-	-	-	-	-	-
Rahoveci	1	1	300	2	-	-	-	-	-	2	-	-	-
Peja	1	-	1.000	3	2	-	-	2	1	1	1	-	-
Podujeva	-	1	2.000	-	-	-	-	-	-	-	-	-	-
Prishtina	1	-	4.560	43	18	2	-	14	7	3	-	1	-
Prizreni	-	3	2.000	15	4	1	-	2	2	1	-	-	-
Skenderaj	1	4	30.000	2	-	-	-	-	-	-	-	2	1
Shtime	1	-	480	1	1	-	-	-	-	-	-	-	-
Shtërpce	-	-	-	-	-	-	-	-	-	-	-	-	-
Suhareka	1	1	500	1	-	-	-	-	-	-	-	-	-
Ferizaj	1	5	5.357	4	4	-	-	1	-	1	-	-	-
Vitja	-	2	500	-	-	-	-	-	-	-	-	-	-
Vushtrria	1	1	1.000	2	-	-	-	1	-	-	-	-	-
Zubin Potoku	:	:	:	:	:	:	:	:	:	:	:	:	:
Zveqani	:	:	:	:	:	:	:	:	:	:	:	:	:
Malisheva	1	1	1.440	2	-	-	-	-	-	-	-	1	-
Junik	1	-	1.000	-	-	-	-	-	-	-	-	-	-
Mamushë	-	-	-	-	-	-	-	-	-	-	-	-	-
Hani i Elezit	-	-	-	-	-	-	-	-	-	-	-	-	-
Graçanicë	-	-	-	-	-	-	-	-	-	-	-	-	-
Ranilug	-	-	-	-	-	-	-	-	-	-	-	-	-
Partesh	-	-	-	-	-	-	-	-	-	-	-	-	-
Klllokot	-	-	-	-	-	-	-	-	-	-	-	-	-
Northern Mitrovica	:	:	:	:	:	:	:	:	:	:	:	:	:
Total	15	37	67.612	90	33	5	0	21	10	11	1	5	1

Graph 12: Structure of employees by gender in museums expressed in%



Graph 13: Structure of employees by occupation




1.7. Activities of libraries

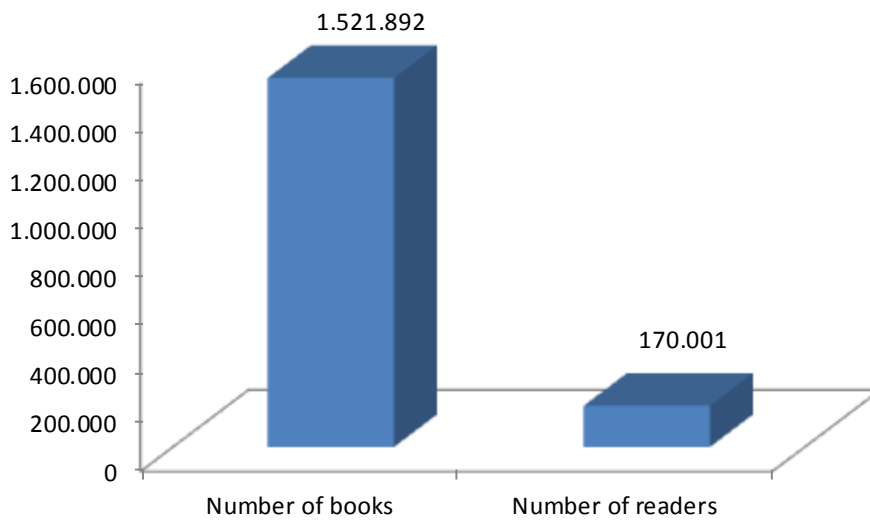
Table 7:

Municipality	Number of libraries	Titles of books entered during the year	Book fund that library has	Number of readers	Number of activities	Number of employees	Females	Librarian, bookkeepers	Female
Deçani	2	106	18.410	599	-	3	3	2	2
Gjakova	1	112	40.743	3.460	4	6	1	6	1
Glllogoci	3	638	18.000	1.498	-	3	-	3	-
Gjilani	8	1.484	90.390	4.829	7	18	8	10	4
Dragashi	6	400	5.000	600	-	6	-	6	-
Istogu	2	224	27.581	212	-	3	3	3	3
Kaçaniku	3	-	35.164	420	-	5	2	5	2
Klina	2	160	29.067	682	3	3	1	3	1
Fushë Kosova	3	120	16.067	641	5	5	1	5	1
Kamenica	6	200	60.300	1.800	6	4	4	-	-
Mitrovica	3	1.524	71.403	933	8	19	14	14	3
Leposaviqi	:	:	:	:	:	:	:	:	:
Lipjani	5	1.200	56.000	430	1	5	1	5	1
Novobërda	-	-	-	-	-	-	-	-	-
Obiliqi	3	30	8.334	392	-	3	1	-	-
Rahoveci	3	50	5.000	300	3	4	-	-	-
Peja	5	1.157	39.744	1.550	17	11	10	11	10
Podujeva	4	8.000	35.600	2.365	4	6	-	6	-
Prishtina	15	6.292	630.616	132.348	174	130	76	97	15
Prizreni	3	1.903	104.097	3.267	147	15	9	11	6
Skenderaj	3	409	22.979	795	9	6	2	5	2
Shtime	1	186	7.198	3.062	1	1	-	1	-
Shtërpce	-	-	-	-	-	-	-	-	-
Suhareka	2	40	15.913	1.023	2	4	2	3	1
Ferizaj	4	2.771	52.038	3.977	5	14	8	8	1
Vitia	4	124	15.366	1.322	6	6	4	4	2
Vushtrria	7	408	66.394	1.095	19	9	4	7	2
Zubin Potoku	:	:	:	:	:	:	:	:	:
Zveçani	:	:	:	:	:	:	:	:	:
Malisheva	2	540	14.298	590	2	2	2	2	2
Junik	1	200	6.500	517	5	1	-	1	-
Mamushë	-	-	-	-	-	-	-	-	-
Hani i Elezit	1	3	4.800	620	-	2	-	2	-
Graçanicë	-	-	-	-	-	-	-	-	-
Ranilug	-	-	-	-	-	-	-	-	-
Partesh	3	200	24.000	620	-	3	1	3	1
Kllokot	1	-	890	54	2	1	-	1	-
Northern Mitrovica	:	:	:	:	:	:	:	:	:
Total	106	28.481	1.521.892	170.001	430	298	157	224	60

Graph 14: Structure of employees by gender expressed in%



Graph 15: The number of books and number of readers



1.8. Activities of Philharmonic - Opera of Kosovo

Table 8:

Type of activity	Concerts performed		Artistic employees		Administrative employees	
	In the country	Abroad	Males	Females	Males	Females
Orchestra	24	2	22	13	2	3
Choir	7	-	17	25	-	-
Total	31	2	39	38	2	3

1.9. Activities of Ballet Kosovo

Table 9:

Type of ballet	Total number of performances	Number of premieres	Number of replays	The number of viewers per performance	Total number of ballet dancers
National professional ballet	54	4	50	212	31
Total	54	4	50	212	31

Catalogin in publicatin – (CIP)

The National end Universiy Lybrari of Kosova “Pjetër Bogdani”

008(496.51) “2013”(084.2)

Culture Statistics 2013 / This publication was prepared by Bashkim Bellaça...et al.]. - Prishtinë : Kosova Agency of Statistics, 2014. - 25 f. : ilustr. ; 28 cm. - (Series 5 : Social Statistics)

Foreword / Isa Krasniqi: f. [V]

1. Bellaça, Bashkim

ISBN 978-9951-22-149-8

Kosovo Agency of Statistics

short description

Kosovo Agency of Statistics is a professional institution which deals with collection, processing and publication of official statistical data. As such acts since 1948 and has passed through several historical stages, structured according to state regulation of those times.

On 2 August 1999, the Agency has resumed his professional work (after nine years of interruption of all statistical series detrimental to the interest of Kosovo), as an independent institution under the Ministry of Public Administration. Since 12.12.2011 the Agency operates in the frames of the Prime Minister's Office. Office is funded by the Kosovo Consolidated Budget, but also by donors for specific projects and for technical professional support.

Kosovo Agency of Statistics acts according to the Law No. 04/L-036 which entered into force on 12.12.2011. Strategic development plan 2009-2013 is the middle term implementation for the development of statistical system in correlation with the European Union statistics (EUROSTAT).

Kosovo Agency of Statistics has this organizational structure: production departments; (Department of Economic statistics and National Accounts, Department of Agriculture and Environment statistics and Department of Social statistics. **Support Departments;** Department of Methodology and Information Technology, Department of Policy Planning, Coordination and Communication, Department of Census and survey and Department of Administration. **Within the Agency we also established** Office of the Population Census, Huseholds and Dwellings. **Regional Offices;** Gjakove, Gjilan, Mitrovica, Peja, Prizren, Pristina and Ferizaj

In ASK are employed in total 139 workers, of them 104 (74,8 %) at the headquarters of the Agency, while in the Regional Offices, 35 (25,2%), with qualifying structure, 70,5% with university education to 29,5% with secondary education.

We have professional and technical cooperation with all Ministries of the Government of Kosovo, especially with the Ministry of Economy and Finance, Central Bank of Kosovo, with international institutions, EUROSTAT, International Monetary Fund, World Bank, Sweden's SIDA, DFID, UNFPA, UNDP, UNIVF, and with the statistical institutions of the countries in the region.

Kosovo Agency of Statistics almost completely covers the territory of Kosovo, based on the statistical structure of the enumeration areas as the basic unit and sole in the country from which it gets first hand information. All surveys conducted in the field use the extension of the samples in these enumeration areas but also a statistical methodology according to international recommendations. During the collection of statistical data and reports from reporting entities are involved professionals, technicians, administrators, servants of the country offices, field enumerators from regional offices, etc.

We have successfully implemented the project of Population Census, Households and Dwellings in 2011, Census that was not carried out since 1981. Results obtained from the Census will have an important role in compiling the development policies.

The mission of the Agency; to meet the needs of users with qualitative statistical data, objective, in time and space so that users have reliable base to conduct regular analysis in the interest of planning and project development at the municipal and country level. To support government institutions, scientific institutes, research academies, businesses in order to provide proper information for decision-makers and other users in Kosovo. Ongoing is preparation for the Census of Agriculture in Kosovo.

- **Address: KOSOVO AGENCY OF STATISTICS**
Street. "Zenel Salihu", No. 4, 10000 Pristina
- **Telephone:** +381 (0) 38 200 31 129
CEO: +381 (0) 38 200 31 112
- **Fax::** +381 (0) 38 235 033
- **E-mail:** social@rks-gov.net

ISBN 978-9951-22-149-8

