

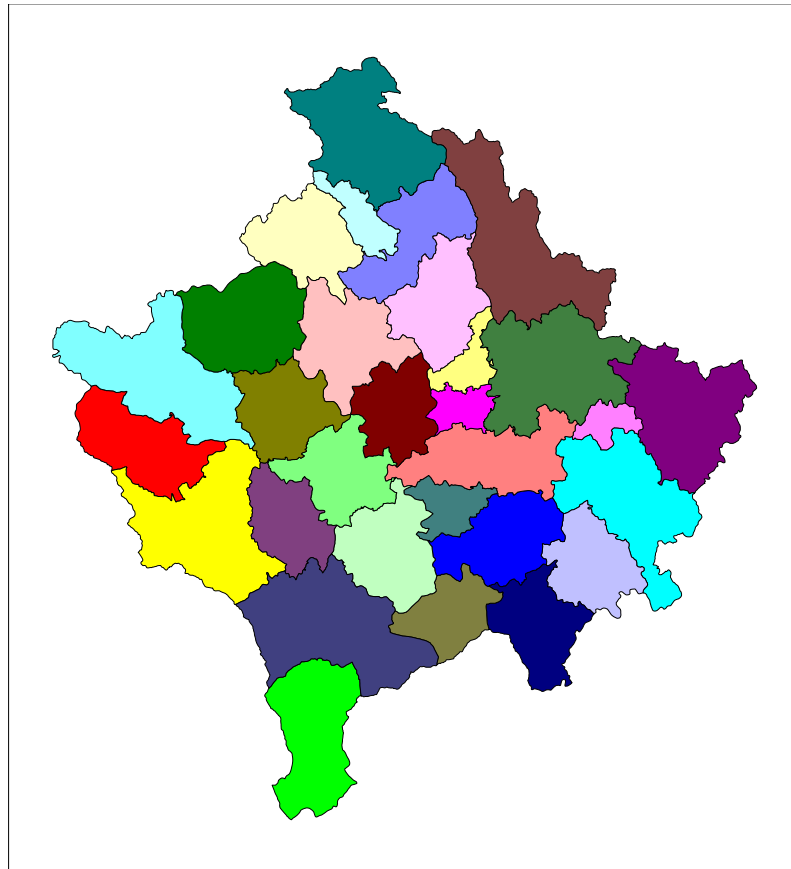


Republika e Kosovës
Republika Kosova-Republic of Kosovo
Qeveria - Vlada - Government

Ministria e Administratës Publike - Ministarstvo Javnih Administracija - Ministry of Public Administration

Series 4: Statistics of Population

Statistics of Births in Kosovo 2008



Enti i Statistikës së Kosovës
Zavod za Statistiku Kosova
Statistical Office of Kosovo

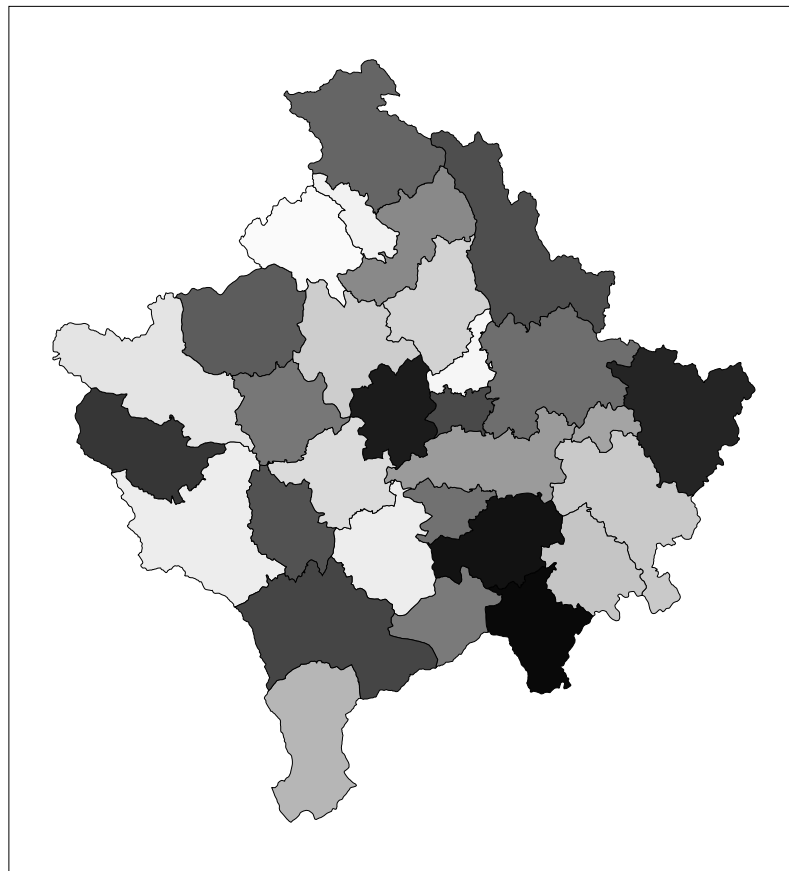


Republika e Kosovës
Republika Kosova-Republic of Kosovo
Qeveria - Vlada - Government

Ministria e Administratës Publike - Ministarstvo Javnih Administracija - Ministry of Public Administration

Series 4: Statistics of Population

Statistics of Births in Kosovo 2008



Enti i Statistikës së Kosovës
Zavod za Statistiku Kosova
Statistical Office of Kosovo

Publisher: Statistical Office of Kosovo (SOK)
Publication date: July 2009
© Statistical Office of Kosovo
Reproduction is authorized when source is indicated only
Printed by the K.G.T, Pristina, Kosovo

More information is available on Internet
www.ks-gov.net/esk

F o r e w o r d

In this bulletin, the Statistical Office of Kosovo (SOK) publishes the basic data and some indicators on births in Kosovo for 2008.

Data in this bulletin are final thereof are results of monthly regular researches, whereas the data processing and publication are annually.

Sources of such data for births statistics are registry books, while reported units are Civil Status offices of Kosovo (registrars).

Data collection was conducted through special statistical instrument: statistical questionnaire for births - DEM-1.

According to the law provisions on managing the registry books, cases of births are mandatory to be registered in the registry books in the place where the event occurred, whether or not the persons who are related with the event have their permanent residence in that location or elsewhere.

The data of demographic statistics for births are processed and published according to the principle for the mother's permanent/usual residence which according to the international rules corresponds to the concept of permanent population (residence), a principal which is also applied in the case of population census.

In case of using this information published in this bulletin, the Department of Population Statistics of SOK will accept suggestions, proposals and any eventual remarks that will help to affluence the content of this publication in the future.

In preparation of this Bulletin contributed:

Head of Population Statistics Department, Mr. Kadri Sojeva,
Chief of Division, Ms. Hamide Konushevcı,
Chief of Sector, Ms. Sanije Uka, and
Senior Officer for Vital Statistics, Ms. Ajshe Avdiu.

Computer data processing, IT working group- OPC

Design by Mr. Ahmet Cakolli

Prishtina, June, 2009

Chief Executive of SOK,
Mr. Avni Kastrati

Abbreviations

PSD Population Statistics Department
SOK Statistical Office of Kosovo
VSS Vital Statistical System

Symbols

0 the data is smaller then 0,5 of the given unit of measurement
: data missing
- no occurrence

C o n t e n t

	Page
Data source	5
Estimation of the number of inhabitants	6
Elementary analysis	7
Vital phenomena in Kosovo by years	9
B I R T H S (DEM-1)	11
Table 1.1: The born infants* by place where the birth occurred and the mother's permanent residence in municipality in 2008.....	13
Table 1.1.1: The born infants* by mother's permanent residence in municipality, age group and mother's average age	14
Table 1.2: Born alive by mother's permanent residence in municipality, sex, parents' marital status and place where the child was born	15
Table 1.3: Born alive by mother's permanent residence in municipality, mother's age group and average age	16
Table 1.4: Born alive by mother's permanent residence in municipality and child's birth order.....	17
Table 1.5: Born alive by mother's permanent residence in municipality and education.....	18
Table 1.6: Born live by mother's permanent residence in municipality, ethnicity and assistance offered during the birth	19
Table 1.7: Born alive by mother's permanent residence in municipality and child's weight at birth	20
Table 1.8: Born alive by mother's permanent residence in municipality and ethnicity	21
Table 1.9: Births* by mother's permanent residence in municipality, sex, place of birth and parents' marital status	22
Table 1.9.1: Born* by mother's age group and mother's ethnicity	23
Table 1.10: Born by mother's permanent residence by municipality and month	24
Table 1.11 : Born live by mother's age group and child's birth order.....	25
Table 1.12: Born live by marriage duration and child's birth order	26
Table 1.13 : Born live by child's birth order and mother's age group.....	27
Table 1.14 : Born live by child's birth order and parents' marital status.....	28
Table 1.15 : Born live by mother's age group and education	29
Table 1.16 : Child's birth order and mother's education	30
Table 1.17 : Born live by mother's ethnicity, sex and child's birth order	31
Table 1.18: Born live by mother's ethnicity and education	32
Table 1.19: Born live by month and sex	33
Table 1.20: Born twins and triplet	33
1 Table 1.21: Born dead by mother's permanent residence in municipality, sex, parents' marital status and place where the birth occurred	34
Table 1.22 : Born dead by mother's age groups child's birth order	35
Table 1.23: Born dead by month and sex.....	36
Table 1.24: Born dead by mother's permanent residence in municipality and education	37
Table 1.25: Frequency of names for boys and girls born in 2008.....	38

Short History

During 1900-1912 the data for births were obtained through Turkish registers that were administered in special administrative offices and in religious institutions.

Also during the period of 1921-1939, the data for vital statistics were mainly obtained through the records or evidences in religious institutions (churches and mosques). A small amount of data was obtained through state civil status or state registry offices.

After the Second World War, on 9th of May 1946, the Law on Marriages and Law on State Registry Books were approved and this matter passed to competency of state bodies.

Collection of data for births was conducted on a monthly basis by registrars in the summarized review for the born person, which contained only the total and the gender. The collected monthly data were *p r e l i m i n a r y* demographic results.

After 1951, demographic data were collected through individual questionnaire, which afterwards were processed, and the *f i n a l* data were obtained according to the permanent residence and the time when the case occurred.

The destruction of the demographic system of statistics starts with the beginning of political disorders in Kosovo in 1989, but the total collapse happened during the war in 1999 and continued with the disorder and destruction of many registry offices and the liquidation and stealing-withdrawing of many registry books in Serbia (in some municipalities including the registry books from 1900).

First efforts to start the operation of this institution were made in the end of 1999 when UNMIK establishes new civil register and thus by giving life to new registry book and certificates.

In 2000, the priority was “Reactivation of the Vital Statistical System” planned in the Department of Population Statistics in SOK. General technical assistance was provided by the Montreal University in Canada and later from the Holland Government.

In August of 2001, starts the data collection for births.

Demographic Statistics, after the war of 1999, were initially supported by CIDA (Canadian International Development Agency) for the first phase, and the Government of Holland for the second phase – UNFPA was as an executive agency of the project.

Data source

Reporting units of data for births are the civil status offices (registry offices). Data are collected by special statistical questionnaires: DEM -1.

According to the law provisions on administering the registry book, birth cases are mandatory to be registered in the registry book, at the seat registrar office where the event occurred, not considering whether the persons to whom the event is related live in that place or in any other place.

The outcomes of demographic statistics are processed according to the permanent residence principal of the born child's mother. Thus, the demographic statistical outcomes are processed according to the permanent residence principal that corresponds with the concept of permanent population (resident) applied in the population censuses.

This bulletin contains information related to vital phenomena that occurred in 2008 and presented in tabulation format, on country and municipality level, according to the main characteristics such as age, national ethnicity, education qualification, fertility, etc. which are usually required in the population census, municipality and permanent residence level.

Scope / coverage

After the war in 1999, it has been estimated that the cases of vital statistics –births- were included around 85%, while in 2008 the coverage reaches around 90%. It is of special importance the implementation of legal regulatory on registration of vital events in the register books - births- in registry books, in the civil status office

Vital events that happen in the settlements with Serbian majority, mainly are not registered at the Civil Status offices of Kosovo, therefore the DSP of SOK does not possess information for that part of the population of Kosovo.

Estimation of the number of inhabitants

In the lack of data for the number of population in Kosovo, since the last population census in 1981, the Statistical Office of Kosovo considered as a necessity to estimate the number of population. The estimation was done based on statistical methods for estimation, prognosis and projections. In the estimation, respectively, the calculation, were used the data of the administrative sources including the estimations carried out by mix commission of civil registry estimation of 2000. At the beginning of 2008, the total population in Kosovo was estimated to be 2,153, 139 inhabitants.

The population increases or decreases with the positive or negative natural growth, and the positive or negative balance of migrations.

This can be presented by this formula:

$$P_1 = P_0 + (L - V) + (I - E)$$

P₁- is the estimation of population number at the end of the year,

P₀- the number of population at the beginning of the year,

L- the number of live births within the calendar year,

V- the number of deaths within the calendar year,

I- the number of immigrations within the calendar year, and

E- the number of emigrations within the calendar year.

Elementary analysis

Based on the presented data in tables of this bulletin for 2008, the birth rate is 16.0 promil.

Births:

Born alive

Exit or complete extraction from his/her mother's conception product, not considering the pregnancy duration, which after such a separation breathes or shows any other sign of life such as heart beating pulses of the umbilical cordon or defined moves of the willing muscles regardless whether the umbilical cordon is cut or not or the placenta is taken off. Each product of such a birth is considered as born alive.

Born dead

Death before exit or extraction form his/her mother's conception product regardless the pregnancy duration; death is determined by the fact that after such a separation the fetus does not breath or does not show any other signs of life such as heart beating, pulses of the umbilical cordon or defined movements of the willing muscles.

Based of the collected information for this publication for 2008, in Kosovo were registered 34638 births, from them 34399 were born alive, while 239 were born dead.

The vitality coefficient is 5.0 (rapport between the live and dead births). Masculinity coefficient is 107.9.

Coefficient of the dead births – fatal deaths in 1.000 births was 6.9 promil. 95.3% of the births occurred in the medical institutions, while the other part occurred in other places.

The highest number of mothers who had children is the age group from 25-29 years old with 34,7%, the age group from 20-24 years with 27.4%, the age group from 30- 34 years with 23.1%, and the other age groups comprise 14.8% of the total number of the live births.

The average age of females who had children in 2008 was 27.6 years.

42.1%, of the mothers had the first child, 27.8% had the second child, 18.1% the third child and so on.

According to the weight of the born child in medical institutions, the biggest number of infants is with weight of 3000-3499 gr or 31.3%, 3500-3999 gr. 23.0%, 2500-2999 gr.12.5% etc. The born live infants' number with weight less than 1999 gr. comprises only 1.7%.

For the children born outside medical institution, according to the research methodology, the data for these infants' weight are not required.

According to the education qualification, mothers with elementary school dominate with 43.9%, whilst those with high school and faculty participate with 5.2%, etc.

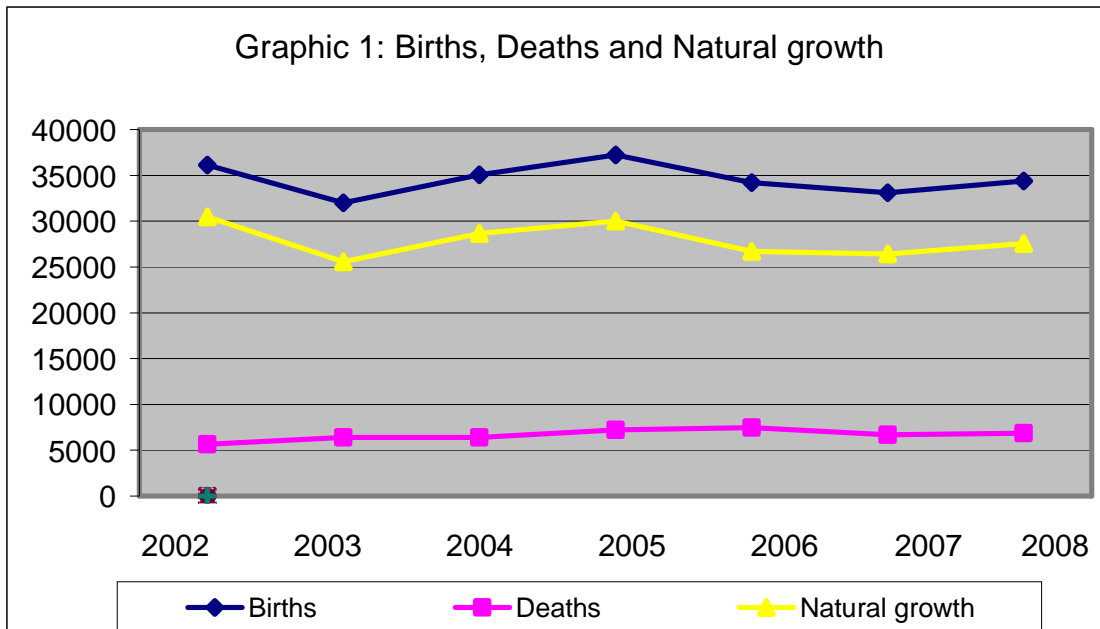
The most frequented name for 2008 for girls was Erza 140, Elsa 139 etc, whilst for boys was Leon 152, Erion 149, etc.

As twins were born 1010 infants, while as triplet were born 72 infants.

Vital phenomena in Kosovo by years

Year	Population in (000) inhabitants	Children born alive	Children born dead		Natural increase	Marriages	Divorces
			Total	Infants			
2002	1985	36136	5654	403	30482	18280	...
2003	2016	31994	6417	483	25577	17034	...
2004	2041	35063	6399	415	28664	16989	1293
2005	2070	37218	7207	357	30011	15732	1445
2006	2100	34187	7479	410	26708	15825	1480
2007	2126	33112	6681	366	26431	16824	1558
2008	2153	34399	6852	335	27547	17950	1026

Years	In 1000 inhabitants				Divorces in 1000 marriages	Dead infants in 1000 born alive
	Born alive	Born dead	Natural increase	Marriages		
2002	18.2	2.8	15.4	9.2	...	11.2
2003	15.9	3.2	12.7	8.4	...	15.1
2004	17.2	3.1	14.0	8.3	76.1	11.8
2005	18.0	3.5	14.5	7.6	91.9	9.6
2006	16.3	3.6	12.7	7.5	93.5	12.0
2007	15.6	3.1	12.4	7.9	92.6	11.1
2008	16.0	3.2	12.8	8.3	57.2	9.7



B I R T H S (DEM-1)

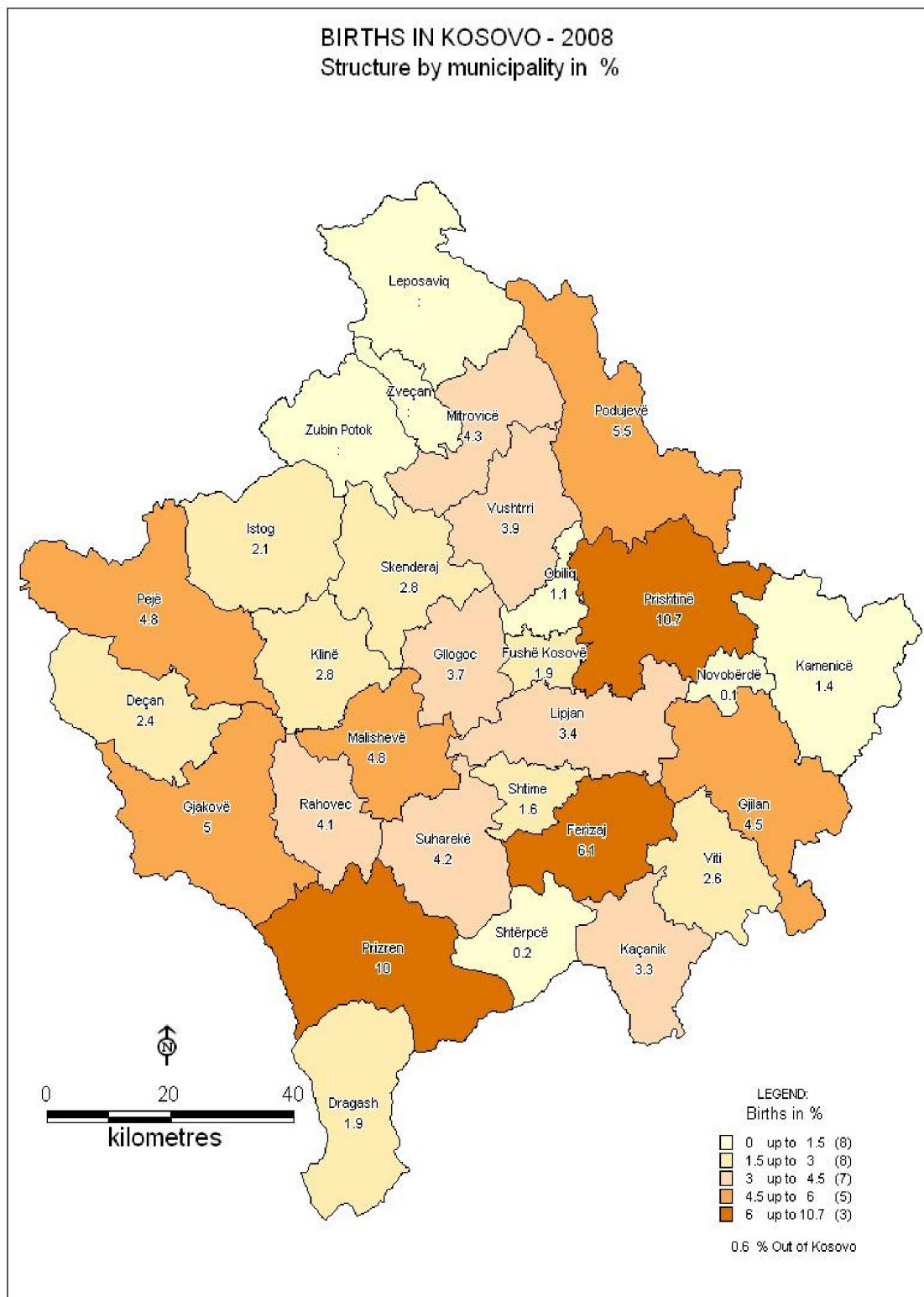


Table 1.1: The born infants* by place where the birth occurred and the mother's permanent residence in municipality in 2008

Municipality	Place the birth occurred	%	Permanent mother's residence in municipality	%
Deçani	58	0.2	836	2.4
Gjakova	2,201	6.4	1,728	5.0
Gllgovci	454	1.3	1,275	3.7
Gjilani	2,092	6.0	1,569	4.5
Dragashi	334	1.0	673	1.9
Istogu	121	0.3	720	2.1
Kaçaniku	318	0.9	1,157	3.3
Klina	173	0.5	972	2.8
Fushë Kosova	23	0.1	651	1.9
Kamenica	77	0.2	484	1.4
Mitrovica	699	2.0	1,479	4.3
Leposaviqi	0	0.0	4	0.0
Lipjani	109	0.3	1,194	3.4
Novobërda	1	0.0	35	0.1
Obiliqi	13	0.0	398	1.1
Rahoveci	517	1.5	1,426	4.1
Peja	2,693	7.8	1,677	4.8
Podujeva	177	0.5	1,891	5.5
Prishtina	10,782	31.1	3,700	10.7
Prizreni	4,546	13.1	3,467	10.0
Skenderaj	323	0.9	977	2.8
Shtimja	6	0.0	551	1.6
Shtërpca	1	0.0	68	0.2
Suhareka	200	0.6	1,463	4.2
Ferizaj	1,955	5.6	2,110	6.1
Vitia	48	0.1	902	2.6
Vushtrria	768	2.2	1,335	3.9
Zubin Potoku	-	-	13	0.0
Zveçani	-	-	4	0.0
Malisheva	356	1.0	1,664	4.8
Outside Kosovo	5,593	16.1	215	0.6
Total	34,638	100.0	34,638	100.0

* Live and dead births

Table 1.1.1: The born infants* by mother's permanent residence in municipality, age group and mother's average age

Municipality	Mother's age group											Mother's average age
	Total	14 and under	15 - 19	20 - 24	25 - 29	30 - 34	35 - 39	40 - 44	45 - 49	50 and over	Unknown	
Deçani	836	1	33	214	281	197	84	20	2	2	2	28.0
Gjakova	1,728	1	69	478	571	418	154	27	3	-	7	27.6
Glogovci	1,275	-	39	328	468	308	114	13	4	-	1	27.7
Gjilani	1,569	-	53	412	510	394	162	32	6	-	-	28.0
Dragashi	673	-	18	201	270	134	37	11	2	-	-	27.2
Istogu	720	-	29	184	242	177	75	11	1	-	1	27.9
Kaçaniku	1,157	-	39	314	387	286	112	17	2	-	-	27.7
Klina	972	-	44	255	323	254	73	20	3	-	-	27.6
Fushë Kosova	651	-	31	162	221	151	68	16	1	-	1	27.8
Kamenica	484	-	11	126	184	96	53	7	7	-	-	27.9
Mitrovica	1,479	-	72	401	489	352	134	29	2	-	-	27.6
Leposaviqi	4	-	-	2	1	-	1	-	-	-	-	25.3
Lipjani	1,194	-	42	311	424	258	140	17	1	1	-	27.9
Novobërda	35	-	2	8	13	9	3	-	-	-	-	27.5
Obiliqi	398	-	12	126	110	94	42	12	1	-	1	27.8
Rahoveci	1,426	-	72	389	485	314	131	27	1	-	7	27.4
Peja	1,677	1	90	469	542	380	148	43	2	2	-	27.5
Podujeva	1,891	-	60	495	632	475	189	32	6	1	1	27.9
Prishtina	3,700	-	91	904	1,317	941	351	82	10	3	1	28.2
Prizreni	3,467	-	162	1,160	1,232	644	223	44	2	-	-	26.6
Skenderaj	977	-	34	257	338	230	97	18	3	-	-	27.8
Shtimja	551	-	26	138	194	130	48	14	-	1	-	27.6
Shtërpca	68	-	3	8	27	20	9	-	-	-	1	28.6
Suhareka	1,463	-	29	442	537	330	97	25	1	2	-	27.4
Ferizaj	2,110	-	79	593	693	514	186	41	3	-	1	27.6
Vitia	902	-	51	247	285	199	100	15	4	1	-	27.7
Vushtrria	1,335	-	50	345	504	294	115	24	2	1	-	27.6
Zubin Potoku	13	-	1	4	2	3	1	2	-	-	-	29.0
Zveçani	4	-	-	1	2	1	-	-	-	-	-	27.8
Malisheva	1,664	-	44	444	660	353	132	23	7	-	1	27.6
Outside Kosovo	215	-	6	52	63	60	28	3	-	-	3	28.5
Total	34,638	3	1,292	9,470	12,007	8,016	3,107	625	76	14	28	27.6
%	100	0.0	3.7	27.3	34.7	23.1	9.0	1.8	0.2	0.0	0.1	

*Live and dead births

Table 1.2: Born alive by mother's permanent residence in municipality, sex, parents' marital status and place where the child was born

Municipality	Total of live births	Sex		Marital status			Child was born in:		
		Female	Male	Married	Extramarital	Illegitimate	Medical institution	Other place:	
								By medical assistance	Without medical assistance
Deçani	828	355	473	525	303	-	790	31	7
Gjakova	1,718	826	892	1,116	602	-	1,682	24	12
Glogovci	1,264	595	669	812	451	1	1,230	23	11
Gjilani	1,556	771	785	950	603	3	1,547	6	3
Dragashi	672	318	354	482	190	-	529	19	124
Istogu	715	323	392	363	352	-	710	4	1
Kaçaniku	1,148	570	578	834	313	1	833	123	192
Klina	967	464	503	565	402	-	811	113	43
Fushë Kosova	648	324	324	398	249	1	627	15	6
Kamenica	480	217	263	357	123	-	474	1	5
Mitrovica	1,466	703	763	1,060	406	-	1,423	37	6
Leposaviqi	4	2	2	3	1	-	4	-	-
Lipjani	1,187	602	585	692	495	-	1,180	5	2
Novobërda	33	11	22	21	12	-	32	1	-
Obiliqi	396	182	214	269	127	-	383	13	-
Rahoveci	1,423	686	737	722	700	1	1,126	158	139
Peja	1,667	814	853	762	903	2	1,652	12	3
Podujeva	1,872	861	1,011	906	965	1	1,853	12	7
Prishtina	3,671	1,778	1,893	2,288	1,382	1	3,628	41	2
Prizreni	3,450	1,652	1,798	2,052	1,396	2	3,380	19	51
Skenderaj	968	454	514	711	256	1	938	18	12
Shtimja	545	281	264	306	239	-	538	6	1
Shtërpca	67	32	35	33	34	-	66	-	1
Suhareka	1,454	686	768	751	703	-	1,417	12	25
Ferizaj	2,100	1,035	1,065	1,207	889	4	2,091	3	6
Vitia	895	446	449	480	415	-	885	4	6
Vushtrria	1,324	636	688	972	351	1	1,303	20	1
Zubin Potoku	13	4	9	8	5	-	13	-	-
Zveçani	4	4	-	2	2	-	4	-	-
Malisheva	1,653	812	841	725	927	1	1,400	60	193
Outside Kosovo	211	98	113	166	45	-	209	-	2
Total	34,399	16,542	17,857	20,538	13,841	20	32,758	780	861
%	100	48.1	51.9	59.7	40.2	0.1	95.2	2.3	2.5

Table 1.3: Born alive by mother's permanent residence in municipality, mother's age group and average age

Municipality	Total live births	Mother's age group										Mother's average age
		14 and less years	15 - 19	20 - 24	25 - 29	30 - 34	35 - 39	40 - 44	45 - 49	50 and over	Unknown	
Deçani	828	1	32	213	277	196	83	20	2	2	2	28.0
Gjakova	1,718	1	69	477	567	415	152	27	3	-	7	27.5
Glogovci	1,264	-	39	328	465	302	112	13	4	-	1	27.7
Gjilani	1,556	-	52	410	510	389	157	32	6	-	-	28.0
Dragashi	672	-	18	201	269	134	37	11	2	-	-	27.2
Istogu	715	-	29	182	240	176	75	11	1	-	1	27.9
Kaçaniku	1,148	-	39	311	385	284	111	16	2	-	-	27.6
Klina	967	-	43	254	322	252	73	20	3	-	-	27.6
Fushë Kosova	648	-	31	161	220	151	67	16	1	-	1	27.8
Kamenica	480	-	11	126	181	96	52	7	7	-	-	27.9
Mitrovica	1,466	-	72	397	485	348	133	29	2	-	-	27.6
Leposaviqi	4	-	-	2	1	-	1	-	-	-	-	25.3
Lipjani	1,187	-	42	309	420	258	139	17	1	1	-	27.9
Novobërda	33	-	2	8	12	9	2	-	-	-	-	27.3
Obiliqi	396	-	12	126	108	94	42	12	1	-	1	27.8
Rahoveci	1,423	-	72	388	485	313	130	27	1	-	7	27.4
Peja	1,667	1	89	468	541	377	147	40	2	2	-	27.5
Podujeva	1,872	-	59	490	625	475	183	32	6	1	1	27.9
Prishtina	3,671	-	91	902	1,306	935	343	80	10	3	1	28.2
Prizreni	3,450	-	162	1,158	1,227	638	220	44	1	-	-	26.6
Skenderaj	968	-	33	256	334	228	97	17	3	-	-	27.8
Shtimja	545	-	26	137	191	128	48	14	-	1	-	27.6
Shtërpca	67	-	3	8	27	19	9	-	-	-	1	28.6
Suhareka	1,454	-	29	438	534	328	97	25	1	2	-	27.4
Ferizaj	2,100	-	79	589	693	511	184	40	3	-	1	27.6
Vitia	895	-	51	244	283	198	99	15	4	1	-	27.8
Vushtrria	1,324	-	50	343	501	292	114	21	2	1	-	27.5
Zubin Potoku	13	-	1	4	2	3	1	2	-	-	-	29.0
Zveçani	4	-	-	1	2	1	-	-	-	-	-	27.8
Malisheva	1,653	-	44	438	657	351	132	23	7	-	1	27.6
Outside Kosovo	211	-	6	52	62	59	26	3	-	-	3	28.4
Total	34,399	3	1,286	9,421	11,932	7,960	3,066	614	75	14	28	27.6
%	100	0.0	3.7	27.4	34.7	23.1	8.9	1.8	0.2	0.0	0.1	

Tab.1.4: Born alive by mother's permanent residence in municipality and child's birth order

Municipality	Child's birth order										
	Total of live births	First	Second	Third	Fourth	Fifth	Sixth	Seventh	Eighth	Ninth and more	Unknown
Deçani	828	483	149	118	40	23	12	1	-	2	-
Gjakova	1,718	717	416	312	164	60	37	9	1	2	-
Glllogovci	1,264	556	330	221	85	41	22	5	4	-	-
Gjilani	1,556	692	441	273	104	31	14	1	-	-	-
Dragashi	672	307	227	86	37	14	1	-	-	-	-
Istogu	715	265	211	139	66	21	8	4	1	-	-
Kaçaniku	1,148	464	354	201	87	29	7	5	1	-	-
Klina	967	415	240	165	80	45	13	3	2	4	-
Fushë Kosova	648	293	165	120	43	20	3	2	-	2	-
Kamenica	480	226	141	78	22	8	2	2	1	-	-
Mitrovica	1,466	580	445	261	126	32	11	7	2	2	-
Leposaviqi	4	3	-	-	-	1	-	-	-	-	-
Lipjani	1,187	499	316	217	105	31	11	5	2	1	-
Novobërda	33	12	8	7	3	1	1	-	1	-	-
Obiliqi	396	177	100	66	35	8	8	1	-	1	-
Rahoveci	1,423	770	256	235	98	43	14	6	-	1	-
Peja	1,667	719	444	306	136	45	10	5	-	2	-
Podujeva	1,872	778	494	339	187	50	14	6	3	1	-
Prishtina	3,671	1,784	1,072	536	209	50	14	3	2	1	-
Prizreni	3,450	1,309	1,049	672	269	93	30	19	8	1	-
Skenderaj	968	452	230	157	78	28	13	3	3	4	-
Shtimja	545	197	157	111	45	13	14	6	2	-	-
Shtërpca	67	25	18	12	7	4	-	1	-	-	-
Suhareka	1,454	541	450	296	104	42	12	7	2	-	-
Ferizaj	2,100	762	656	428	181	45	16	6	4	2	-
Vitia	895	287	216	255	84	37	14	2	-	-	-
Vushtrria	1,324	513	405	246	99	37	18	6	-	-	-
Zubin Potoku	13	6	2	2	2	1	-	-	-	-	-
Zveçani	4	1	2	1	-	-	-	-	-	-	-
Malisheva	1,653	569	503	341	129	62	17	24	4	4	-
Outside Kosovo	211	97	54	32	17	9	-	1	1	-	-
Total	34,399	14,499	9,551	6,233	2,642	924	336	140	44	30	-
%	100.0	42.1	27.8	18.1	7.7	2.7	1.0	0.4	0.1	0.1	-

Table 1.5: Born alive by mother's permanent residence in municipality and education

Municipality	Total of live births	Mother's education						
		No education	Uncompleted elementary school	Completed elementary school	Secondary school	High school	Faculty	Unknown
Deçani	828	13	22	390	365	7	18	13
Gjakova	1,718	58	56	845	617	32	45	65
Glogovci	1,264	38	74	638	464	13	29	8
Gjilani	1,556	24	43	580	741	42	66	60
Dragashi	672	3	39	522	88	1	2	17
Istogu	715	18	51	376	227	16	16	11
Kaçaniku	1,148	6	32	518	537	17	17	21
Klina	967	27	73	508	330	6	6	17
Fushë Kosova	648	71	28	163	313	13	49	11
Kamenica	480	12	33	204	176	12	8	35
Mitrovica	1,466	42	58	584	662	26	48	46
Leposaviqi	4	-	-	2	2	-	-	-
Lipjani	1,187	60	60	520	498	16	20	13
Novobërda	33	1	2	18	12	-	-	-
Obiliqi	396	13	10	158	195	3	13	4
Rahoveci	1,423	21	109	688	531	17	12	45
Peja	1,667	44	81	643	559	60	73	207
Podujeva	1,872	133	105	736	822	21	40	15
Prishtina	3,671	62	58	773	1,969	80	676	53
Prizreni	3,450	61	213	1,645	788	59	78	606
Skenderaj	968	32	53	471	336	12	24	40
Shtimja	545	18	37	248	223	5	9	5
Shtërpca	67	2	5	41	17	1	1	-
Suhareka	1,454	26	101	898	357	20	27	25
Ferizaj	2,100	71	64	743	1,078	42	45	57
Vitja	895	7	32	400	397	19	8	32
Vushtrria	1,324	32	56	576	539	26	32	63
Zubin Potoku	13	1	-	5	5	2	-	-
Zveçani	4	-	-	3	1	-	-	-
Malisheva	1,653	49	116	1,107	318	7	18	38
Outside Kosovo	211	4	9	82	87	5	2	22
Total	34,399	949	1,620	15,085	13,254	580	1,382	1,529
%	100	2.8	4.7	43.9	38.5	1.7	4.0	4.4

Table 1.6: Born live by mother's permanent residence in municipality, ethnicity and assistance offered during the birth

Municipality	Total of born alive	Medical assistance offered		Mother's ethnicity											
		Yes	No	Albanian		Serbian		Turkish		Bosniac		RAE*		Others	
				Medical assistance offered											
				Yes	No	Yes	No	Yes	No	Yes	No	Yes	No	Yes	No
Deçan	828	821	7	814	7	-	-	-	-	1	-	2	-	4	-
Gjakovë	1,718	1,706	12	1,699	11	-	-	-	-	-	-	2	-	5	1
Glogoc	1,264	1,253	11	1,253	11	-	-	-	-	-	-	-	-	-	-
Gjilan	1,556	1,553	3	1,520	3	18	-	2	-	-	-	4	-	9	-
Dragash	672	548	124	393	90	-	-	-	-	154	34	-	-	1	-
Istog	715	714	1	677	-	-	-	-	-	16	1	4	-	17	-
Kaçanik	1,148	956	192	954	192	-	-	-	-	-	-	1	-	1	-
Klinë	967	924	43	894	41	1	-	-	-	1	-	16	2	12	-
Fushë Kosovë	648	642	6	558	1	1	-	1	-	1	-	4	-	77	5
Kamenicë	480	475	5	465	5	2	-	-	-	1	-	4	-	3	-
Mitrovicë	1,466	1,460	6	1,423	4	-	-	-	-	10	-	10	2	17	-
Leposaviq	4	4	-	4	-	-	-	-	-	-	-	-	-	-	-
Lipjan	1,187	1,185	2	1,139	1	-	-	-	-	-	1	5	-	41	-
Novobërdë	33	33	-	32	-	-	-	-	-	-	-	1	-	-	-
Obiliq	396	396	-	384	-	2	-	-	-	-	-	2	-	8	-
Rahovec	1,423	1,284	139	1,259	137	3	-	-	-	3	-	6	-	13	2
Pejë	1,667	1,664	3	1,543	3	1	-	1	-	56	-	36	-	27	-
Podujevë	1,872	1,865	7	1,848	7	-	-	-	-	-	-	-	-	17	-
Prishtinë	3,671	3,669	2	3,632	1	1	-	9	-	6	-	-	-	21	1
Prizren	3,450	3,399	51	2,798	14	-	-	159	35	356	2	62	-	24	-
Skenderaj	968	956	12	950	12	-	-	-	-	1	-	-	-	5	-
Shtime	545	544	1	528	1	-	-	-	-	-	-	1	-	15	-
Shtërpce	67	66	1	66	1	-	-	-	-	-	-	-	-	-	-
Suharekë	1,454	1,429	25	1,410	25	-	-	-	-	3	-	6	-	10	-
Ferizaj	2,100	2,094	6	2,011	4	-	-	1	-	1	-	2	-	79	2
Viti	895	889	6	887	6	2	-	-	-	-	-	-	-	-	-
Vushtrri	1,324	1,323	1	1,314	1	-	-	-	-	-	-	4	-	5	-
Zubin Potok	13	13	-	13	-	-	-	-	-	-	-	-	-	-	-
Zveçan	4	4	-	4	-	-	-	-	-	-	-	-	-	-	-
Malishevë	1,653	1,460	193	1,459	193	-	-	-	-	-	-	1	-	-	-
Outside Kosovo	211	209	2	186	2	1	-	2	-	2	-	-	-	18	-
Total	34,399	33,538	861	32,117	773	32	-	175	35	612	38	173	4	429	11
%	100	97.5	2.5	93.4	2.2	0.1	-	0.5	0.1	1.8	0.1	0.5	0.0	1.2	0.0

*Roma, Ashkali and Egyptian

Table 1.7: Born alive by mother's permanent residence in municipality and child's weight at birth

Municipality	Child's birth weight at birth (in gram)										
	Total of live births	Less than 1000	1000 - 1499	1500 - 1999	2000 - 2499	2500 - 2999	3000 - 3499	3500 - 3999	4000 - 4499	4500 gr. and more	Unknown
Deçan	828	1	3	15	14	72	215	154	31	9	314
Gjakovë	1,718	2	8	26	60	266	552	423	88	13	280
Glogovc	1,264	2	9	15	37	167	448	308	85	10	183
Gjilan	1,556	4	6	11	50	192	498	302	96	13	384
Dragash	672	-	2	4	18	75	168	100	29	3	273
Istog	715	2	3	8	27	100	190	187	55	7	136
Kaçanik	1,148	-	3	9	19	121	292	184	49	11	460
Klinë	967	-	6	6	27	87	225	186	45	11	374
Fushë Kosovë	648	1	1	7	17	95	226	159	42	8	92
Kamenicë	480	-	1	4	18	48	131	89	35	7	147
Mitrovicë	1,466	5	8	7	45	175	456	377	103	16	274
Leposaviq	4	-	-	-	-	1	2	1	-	-	-
Lipjan	1,187	2	5	10	39	182	410	292	70	15	162
Novobërdë	33	-	-	1	2	7	14	4	4	-	1
Obiliq	396	-	2	5	16	43	136	103	22	3	66
Rahovec	1,423	1	8	10	27	141	344	239	76	17	560
Pejë	1,667	4	8	13	61	198	541	470	125	15	232
Podujevë	1,872	5	8	18	70	232	630	500	140	26	243
Prishtinë	3,671	8	25	40	125	431	1,295	1,008	289	49	401
Prizren	3,450	12	14	39	114	482	1,121	791	192	18	667
Skenderaj	968	8	4	9	34	102	272	239	72	6	222
Shtime	545	2	4	10	26	76	180	111	30	1	105
Shtërpce	67	1	2	2	2	11	31	15	2	-	1
Suharekë	1,454	1	3	11	45	211	428	256	69	7	423
Ferizaj	2,100	2	11	22	74	279	763	507	102	6	334
Viti	895	1	4	9	30	116	261	208	58	9	199
Vushtrri	1,324	3	8	16	39	141	406	325	124	16	246
Zubin Potok	13	-	-	1	-	2	3	3	2	1	1
Zveçan	4	-	-	-	-	1	3	-	-	-	-
Malishevë	1,653	4	12	13	41	208	472	326	77	12	488
Outside Kosovo	211	-	-	-	14	23	68	39	10	2	55
Total	34,399	71	168	341	1,091	4,285	10,781	7,906	2,122	311	7,323
%	100	0.2	0.5	1.0	3.2	12.5	31.3	23.0	6.2	0.9	21.3

Table 1.8: Born alive by mother's permanent residence in municipality and ethnicity

Municipality	Mother's ethnicity						
	Total of live births	Albanian	Serb	Turkish	Bosniac	RAE*	Others
Deçani	828	821	-	-	1	2	4
Gjakova	1,718	1,710	-	-	-	2	6
Glogovci	1,264	1,264	-	-	-	-	-
Gjilani	1,556	1,523	18	2	-	4	9
Dragashi	672	483	-	-	188	-	1
Istogu	715	677	-	-	17	4	17
Kaçaniku	1,148	1,146	-	-	-	1	1
Klina	967	935	1	-	1	18	12
Fushë Kosova	648	559	1	1	1	4	82
Kamenica	480	470	2	-	1	4	3
Mitrovica	1,466	1,427	-	-	10	12	17
Leposaviqi	4	4	-	-	-	-	-
Lipjani	1,187	1,140	-	-	1	5	41
Novobërda	33	32	-	-	-	1	-
Obiliqi	396	384	2	-	-	2	8
Rahoveci	1,423	1,396	3	-	3	6	15
Peja	1,667	1,546	1	1	56	36	27
Podujeva	1,872	1,855	-	-	-	-	17
Prishtina	3,671	3,633	1	9	6	-	22
Prizreni	3,450	2,812	-	194	358	62	24
Skenderaj	968	962	-	-	1	-	5
Shtimja	545	529	-	-	-	1	15
Shtërpca	67	67	-	-	-	-	-
Suhareka	1,454	1,435	-	-	3	6	10
Ferizaj	2,100	2,015	-	1	1	2	81
Vitia	895	893	2	-	-	-	-
Vushtrria	1,324	1,315	-	-	-	4	5
Zubin Potoku	13	13	-	-	-	-	-
Zveçani	4	4	-	-	-	-	-
Malisheva	1,653	1,652	-	-	-	1	-
Outside Kosovo	211	188	1	2	2	-	18
Total	34,399	32,890	32	210	650	177	440
%	100	95.6	0.1	0.6	1.9	0.5	1.3

*Roma, Ashkali and Egyptian

Table:1.9: Births* by mother's permanent residence in municipality, sex, place of birth and parents' marital status

Municipality	Sex			Born		Child was born			Marital status		
	Total births	Female	Male	Alive	Dead	In medical institution	At home	Other place	Married	Extramarital	Illegitimate
Deçan	836	359	477	828	8	798	35	3	527	309	-
Gjakovë	1,728	832	896	1,718	10	1,692	23	13	1,124	604	-
Glogovc	1,275	598	677	1,264	11	1,241	34	-	820	454	1
Gjilan	1,569	773	796	1,556	13	1,560	6	3	954	612	3
Dragash	673	319	354	672	1	530	143	-	482	191	-
Istog	720	326	394	715	5	715	5	-	364	356	-
Kaçanik	1,157	574	583	1,148	9	842	315	-	838	318	1
Klinë	972	466	506	967	5	816	156	-	567	405	-
Fushë Kosovë	651	326	325	648	3	630	21	-	400	250	1
Kamenicë	484	219	265	480	4	478	6	-	359	125	-
Mitrovicë	1,479	709	770	1,466	13	1,436	40	3	1,064	415	-
Leposaviq	4	2	2	4	-	4	-	-	3	1	-
Lipjan	1,194	606	588	1,187	7	1,187	7	-	696	498	-
Novobërdë	35	13	22	33	2	34	1	-	22	13	-
Obiliq	398	183	215	396	2	385	8	5	270	128	-
Rahovec	1,426	688	738	1,423	3	1,129	293	4	723	702	1
Pejë	1,677	818	859	1,667	10	1,662	11	4	765	910	2
Podujevë	1,891	870	1,021	1,872	19	1,872	19	-	911	979	1
Prishtinë	3,700	1,793	1,907	3,671	29	3,657	9	34	2,302	1,397	1
Prizren	3,467	1,658	1,809	3,450	17	3,397	66	4	2,061	1,404	2
Skenderaj	977	462	515	968	9	947	28	2	716	260	1
Shtime	551	282	269	545	6	544	6	1	307	244	-
Shtërpce	68	32	36	67	1	67	1	-	34	34	-
Suharekë	1,463	692	771	1,454	9	1,426	35	2	754	709	-
Ferizaj	2,110	1,039	1,071	2,100	10	2,101	7	2	1,213	893	4
Viti	902	449	453	895	7	892	10	-	480	422	-
Vushtri	1,335	641	694	1,324	11	1,314	19	2	979	355	1
Zubin Potok	13	4	9	13	-	13	-	-	8	5	-
Zveçan	4	4	-	4	-	4	-	-	2	2	-
Malishevë	1,664	817	847	1,653	11	1,411	249	4	726	937	1
Outside Kosovo	215	100	115	211	4	213	2	-	169	46	-
Total	34,638	16,654	17,984	34,399	239	32,997	1,555	86	20,640	13,978	20
%	100	48.1	51.9	99.3	0.7	95.3	4.5	0.2	59.6	40.4	0.1

* Live and dead births.

Table 1.9.1: Born* by mother's age group and mother's ethnicity

Mother's age group	Mother's ethnicity						
	Albanian	Serb	Turk	Bosniac	RAE*	Other	Total
14 and less	2	-	-	-	1	-	3
15 - 19	1122	7	21	47	47	48	1292
20 - 24	8958	14	60	253	63	122	9470
25 - 29	11564	8	73	182	41	139	12007
30 - 34	7755	3	40	121	17	80	8016
35 - 39	3014	-	15	35	7	36	3107
40 - 44	589	-	2	14	2	18	625
45 - 49	76	-	-	-	-	-	76
50 and over	14	-	-	-	-	-	14
Unknown	26	-	-	-	-	2	28
Total	33120	32	211	652	178	445	34638
%	95.6	0.1	0.6	1.9	0.5	1.3	100

* Live and dead births.

* Roma, Ashkali and Egyptian

Table 1.10: Born by mother's permanent residence by municipality and month

Municipality	Total of live births	Month											
		January	February	March	April	May	June	July	August	September	October	November	December
Deçan	828	63	62	63	56	84	84	61	81	87	58	61	68
Gjakovë	1,718	134	133	137	135	173	166	145	147	168	137	126	117
Gllgovc	1,264	107	89	93	96	102	127	136	108	113	114	99	80
Gjilan	1,556	135	135	117	157	156	142	133	136	132	149	125	39
Dragash	672	59	53	44	72	95	65	45	68	54	47	44	26
Istog	715	52	50	61	48	76	56	78	74	72	48	39	61
Kaçanik	1,148	94	104	81	106	108	114	106	104	105	74	71	81
Klinë	967	92	62	62	79	105	106	94	77	91	68	61	70
Fushë Kosovë	648	48	44	49	41	68	65	63	56	55	53	60	46
Kamenicë	480	30	41	40	40	42	41	55	40	38	36	42	35
Mitrovicë	1,466	59	105	117	126	152	146	151	143	116	137	102	112
Leposaviq	4	-	1	1	-	-	-	-	-	1	-	1	-
Lipjan	1,187	100	93	88	90	113	128	114	106	93	105	78	79
Novobërdë	33	-	1	2	2	9	4	6	2	2	3	2	-
Obiliq	396	32	32	27	32	42	38	33	43	37	32	21	27
Rahovec	1,423	96	90	127	133	134	116	155	131	112	124	100	105
Pejë	1,667	141	140	115	134	136	161	165	133	145	144	123	130
Podujevë	1,872	176	148	138	147	163	164	168	183	175	141	141	128
Prishtinë	3,671	302	269	272	299	355	355	351	340	326	282	234	286
Prizren	3,450	273	260	251	263	323	342	312	337	345	275	207	262
Skenderaj	968	58	75	83	94	83	90	99	86	96	74	62	68
Shtime	545	34	36	46	49	55	37	52	42	72	51	30	41
Shtërpce	67	7	4	5	6	14	11	1	5	6	1	4	3
Suharekë	1,454	120	106	76	126	139	126	151	134	160	109	101	106
Ferizaj	2,100	174	152	191	185	211	176	187	198	196	144	100	186
Viti	895	74	65	79	78	89	94	86	77	82	71	70	30
Vushtrri	1,324	70	95	93	125	141	119	142	133	135	108	77	86
Zubin Potok	13	-	2	2	1	2	1	1	1	1	-	1	1
Zveçan	4	-	1	-	-	1	-	-	-	1	-	-	1
Malishevë	1,653	132	123	110	128	170	134	145	139	200	133	116	123
Outside Kosovo	211	19	18	23	21	19	16	10	19	20	16	15	15
Total	34,399	2,681	2,589	2,593	2,869	3,360	3,224	3,245	3,143	3,236	2,734	2,313	2,412
%	100	7.8	7.5	7.5	8.3	9.8	9.4	9.4	9.1	9.4	7.9	6.7	7.0

Table 1.11 : Born live by mother's age group and child's birth order

Mother's age	Total of live births	Child's birth order								
		First	Second	Third	Fourth	Fifth	Sixth	Seventh	Eighth	Ninth and more
14 and less	3	3	-	-	-	-	-	-	-	-
15	19	17	2	-	-	-	-	-	-	-
16	54	50	2	2	-	-	-	-	-	-
15-19	17	153	136	16	1	-	-	-	-	-
18	361	304	53	3	1	-	-	-	-	-
19	699	581	103	13	1	1	-	-	-	-
20	1,216	945	222	45	4	-	-	-	-	-
21	1,577	1,152	345	70	8	2	-	-	-	-
20-24	22	1,952	1,274	547	104	22	4	-	1	-
23	2,194	1,345	648	169	29	2	1	-	-	-
24	2,482	1,355	815	242	59	10	-	1	-	-
25	2,519	1,178	886	368	68	17	1	-	-	1
26	2,523	1,092	869	427	110	21	3	1	-	-
25-29	27	2,503	956	877	494	136	26	13	1	-
28	2,264	769	776	507	168	30	9	4	1	-
29	2,123	648	671	552	174	59	13	5	-	1
30	2,002	550	558	560	236	61	27	7	3	-
31	1,812	428	529	523	229	78	19	4	1	1
30-34	32	1,670	416	429	494	228	72	24	6	1
33	1,396	286	334	415	242	86	22	9	1	1
34	1,080	211	248	325	183	69	28	10	5	1
35	986	194	176	282	203	92	24	10	2	3
36	796	165	134	209	153	80	32	15	5	3
35-39	37	522	113	79	121	115	50	29	12	1
38	425	68	68	109	90	41	27	15	5	2
39	337	59	50	68	74	51	16	14	4	1
40	236	57	27	56	43	29	11	6	2	5
41	165	33	32	30	20	14	17	9	6	4
40-44	42	103	27	17	18	20	9	7	3	2
43	68	18	10	12	11	4	6	5	-	2
44	42	12	7	4	4	6	2	1	3	3
45	30	11	5	2	5	5	-	1	1	-
46	20	8	4	1	1	3	3	-	-	-
45-49	47	10	7	2	1	-	-	-	-	-
48	7	5	2	-	-	-	-	-	-	-
49	8	5	2	1	-	-	-	-	-	-
50 and over	14	7	2	3	1	1	-	-	-	-
Unknown	28	14	4	2	4	1	2	-	1	-
Total	34,399	14,499	9,551	6,233	2,642	924	336	140	44	30

Statistics of Births 2008

Table 1.12: Born live by marriage duration and child's birth order

Marriage duration	Total	%	Child's birth order								
			First	Second	Third	Fourth	Fifth	Sixth	Seventh	Eighth	Nine and more
Less than 1year	2807	13.7	2132	419	171	63	15	4	2	-	1
First year	1885	9.2	1078	566	168	52	14	6	1	-	-
Second year	1488	7.2	534	717	167	43	22	4	1	-	-
Third year	1401	6.8	329	722	253	75	10	5	5	2	-
Fourth year	1199	5.8	192	624	295	57	22	4	5	-	-
Fifth year	1033	5.0	167	392	351	95	20	7	1	-	-
Sixth year	865	4.2	116	247	353	115	24	8	1	-	1
Seventh year	666	3.2	68	161	275	115	30	10	4	2	1
Eighth year	540	2.6	50	84	234	128	29	8	5	2	-
Ninth year	229	1.1	18	39	85	63	22	2	-	-	-
Year 10-14	1137	5.5	93	119	362	353	147	44	16	2	1
Year 15-19	378	1.8	51	39	80	106	55	28	8	6	5
20 and more	131	0.6	21	23	20	10	21	14	11	6	5
Unknown	6779	33.0	3058	1449	1337	564	224	95	36	10	6
Total	20538	100.0	7907	5601	4151	1839	655	239	96	30	20

Statistics of Births 2008

Table 1.13 : Born live by child's birth order and mother's age group

Child's birth order	Total of live births	Mother's age group										%
		14 and less years	15 - 19	20 - 24	25 - 29	30 - 34	35 - 39	40 - 44	45 - 49	50 and over	Unknown	
First	14,499	3	1,088	6,071	4,643	1,891	599	147	36	7	14	42.1
Second	9,551	-	176	2,577	4,079	2,098	507	93	15	2	4	27.8
Third	6,233	-	19	630	2,348	2,317	789	120	5	3	2	18.1
Fourth	2,642	-	2	122	656	1,118	635	98	6	1	4	7.7
Fifth	924	-	1	18	153	366	314	62	8	1	1	2.7
Sixth	336	-	-	1	39	120	128	43	3	-	2	1.0
Seventh	140	-	-	2	11	36	66	24	1	-	-	0.4
Eighth	44	-	-	-	1	11	17	13	1	-	1	0.1
Nine and more	30	-	-	-	2	3	11	14	-	-	-	0.1
Total	34,399	3	1,286	9,421	11,932	7,960	3,066	614	75	14	28	100.0
%	100.0	0.0	3.7	27.4	34.7	23.1	8.9	1.8	0.2	0.0	0.1	

Table 1.14 : Born live by child's birth order and parents' marital status

Child's birth order	Total of born alive	Mother's marital status		
		Married	Extramarital	Ilegitimate
First	14,499	7,907	6,574	18
Second	9,551	5,601	3,950	-
Third	6,233	4,151	2,082	-
Fourth	2,642	1,839	802	1
Fifth	924	655	268	1
Sixth	336	239	97	-
Seventh	140	96	44	-
Eighth	44	30	14	-
Nine and more	30	20	10	-
Total	34,399	20,538	13,841	20
%	100.0	59.7	40.2	0.1

Table 1.15 : Born live by mother's age group and education

Mother's age group	Mother's education							
	Total of live births	No school	Uncompleted elementary school	Completed elementary school	Secondary school	High school	Faculty	Unknown
14 and less	3	-	-	3	-	-	-	-
15 - 19	1,286	71	82	603	466	2	-	62
20 - 24	9,421	263	372	3,474	4,497	55	291	469
25 - 29	11,932	269	581	5,340	4,367	228	596	551
30 - 34	7,960	200	380	3,836	2,733	195	326	290
35 - 39	3,066	102	155	1,518	960	81	135	115
40 - 44	614	34	41	271	201	12	30	25
45 - 49	75	4	6	33	16	5	3	8
50 and over	14	1	2	1	5	2	1	2
Unknown	28	5	1	6	9	-	-	7
Total	34,399	949	1,620	15,085	13,254	580	1,382	1,529
%	100	2.8	4.7	43.9	38.5	1.7	4.0	4.4

Table 1.16 : Child's birth order and mother's education

Child's birth order	Mother's education							
	Total of live births	No school	Uncompleted elementary school	Completed elementary school	Secondary school	High school	Faculty	Unknown
First	14,499	253	462	5,158	6,667	252	845	862
Second	9,551	216	422	4,308	3,659	200	375	371
Third	6,233	211	376	3,244	1,982	95	132	193
Fourth	2,642	132	193	1,506	692	27	20	72
Fifth	924	72	89	555	174	4	9	21
Sixth	336	38	47	194	51	1	1	4
Seventh	140	16	17	81	21	1	-	4
Eighth	44	4	8	27	5	-	-	-
Nine and more	30	7	6	12	3	-	-	2
Total	34,399	949	1,620	15,085	13,254	580	1,382	1,529
%	100.0	2.8	4.7	43.9	38.5	1.7	4.0	4.4

Table 1.17 : Born live by mother's ethnicity, sex and child's birth order

Mother's ethnicity	Total of born alive	Sex		Child's birth order								
		Females	Males	First	Second	Third	Fourth	Fifth	Sixth	Seventh	Eighth	Nine and more
Albanian	32890	15787	17103	13927	9135	5946	2524	855	313	131	37	22
Serbian	32	17	15	19	11	2	-	-	-	-	-	-
Turkish	210	107	103	74	81	38	11	5	1	-	-	-
Bosniac	650	326	324	263	194	131	44	12	3	1	1	1
RAE*	177	95	82	70	42	36	11	12	4	1	-	1
Other	440	210	230	146	88	80	52	40	15	7	6	6
Total	34399	16542	17857	14499	9551	6233	2642	924	336	140	44	30
%	100	48.1	51.9	42.1	27.8	18.1	7.7	2.7	1.0	0.4	0.1	0.1

* Roma, Ashkali and Egyptian

Table 1.18: Born live by mother's ethnicity and education

Mother's ethnicity	Total of live births	Mother's education						
		No school	Uncompleted elementary school	Completed elementary school	Secondary school	High school	Faculty	Unknown
Albanian	32,890	694	1,444	14,461	12,952	571	1,357	1,411
Serb	32	-	-	3	26	-	-	3
Turk	210	-	23	102	58	5	11	11
Bosniac	650	2	27	394	144	3	9	71
RAE*	177	69	47	49	6	-	-	6
Other	440	184	79	76	68	1	5	27
Total	34,399	949	1,620	15,085	13,254	580	1,382	1,529
%	100.0	2.8	4.7	43.9	38.5	1.7	4.0	4.4

*Roma, Ashkali and Egyptian

Table 1.19: Born live by month and sex

Month	Sex		
	Total	Female	Male
January	2,681	1,324	1,357
February	2,589	1,246	1,343
March	2,593	1,205	1,388
April	2,869	1,368	1,501
May	3,360	1,615	1,745
June	3,224	1,543	1,681
July	3,245	1,564	1,681
August	3,143	1,528	1,615
September	3,236	1,579	1,657
October	2,734	1,310	1,424
November	2,313	1,087	1,226
December	2,412	1,173	1,239
Total	34,399	16,542	17,857

Table 1.20: Born twins and triplet

Children born as twins	Children born as triplet
1,010	72

Table 1.21: Born dead by mother's permanent residence in municipality, sex, parents' marital status and place where the birth occurred

Municipality	Total of born dead	Sex		Marital status			Place where the birth occurred		
		Female	Male	Married	Extramarital	Ilegitimate	In hospital	At home	Other place
Deçan	8	4	4	2	6	-	8	-	-
Gjakovë	10	6	4	8	2	-	10	-	-
Glogovc	11	3	8	8	3	-	11	-	-
Gjilan	13	2	11	4	9	-	13	-	-
Dragash	1	1	-	-	1	-	1	-	-
Istog	5	3	2	1	4	-	5	-	-
Kaçanik	9	4	5	4	5	-	9	-	-
Klinë	5	2	3	2	3	-	5	-	-
Fushë Kosovë	3	2	1	2	1	-	3	-	-
Kamenicë	4	2	2	2	2	-	4	-	-
Mitrovicë	13	6	7	4	9	-	13	-	-
Leposaviq	-	-	-	-	-	-	-	-	-
Lipjan	7	4	3	4	3	-	7	-	-
Novobërdë	2	2	-	1	1	-	2	-	-
Obiliq	2	1	1	1	1	-	2	-	-
Rahovec	3	2	1	1	2	-	3	-	-
Pejë	10	4	6	3	7	-	10	-	-
Podujevë	19	9	10	5	14	-	19	-	-
Prishtinë	29	15	14	14	15	-	29	-	-
Prizren	17	6	11	9	8	-	17	-	-
Skenderaj	9	8	1	5	4	-	9	-	-
Shtime	6	1	5	1	5	-	6	-	-
Shtërpce	1	-	1	1		-	1	-	-
Suharekë	9	6	3	3	6	-	9	-	-
Ferizaj	10	4	6	6	4	-	10	-	-
Viti	7	3	4		7	-	7	-	-
Vushtrri	11	5	6	7	4	-	11	-	-
Zubin Potok	-	-	-	-	-	-	-	-	-
Zveçan	-	-	-	-	-	-	-	-	-
Malishevë	11	5	6	1	10	-	11	-	-
Outside Kosovo	4	2	2	3	1	-	4	-	-
Total	239	112	127	102	137	-	239	-	-
%	100	47	53	43	57	-	100	-	-

Table 1.22 : Born dead by mother's age groups child's birth order

Mother's age	Total of born dead	The birth's order of the born dead infant									%	
		First	Second	Third	Fourth	Fifth	Sixth	Seventh	Eighth	Nine and more		
14 and less	-	-	-	-	-	-	-	-	-	-	-	-
15	-	-	-	-	-	-	-	-	-	-	-	-
16	-	-	-	-	-	-	-	-	-	-	-	-
15-19	2	2	-	-	-	-	-	-	-	-	-	0.8
18	2	2	-	-	-	-	-	-	-	-	-	0.8
19	2	2	-	-	-	-	-	-	-	-	-	0.8
20	4	4	-	-	-	-	-	-	-	-	-	1.7
21	4	4	-	-	-	-	-	-	-	-	-	1.7
20-24	14	14	-	-	-	-	-	-	-	-	-	5.9
23	12	12	-	-	-	-	-	-	-	-	-	5.0
24	15	14	1	-	-	-	-	-	-	-	-	6.3
25	14	13	1	-	-	-	-	-	-	-	-	5.9
26	13	13	-	-	-	-	-	-	-	-	-	5.4
25-29	22	19	2	1	-	-	-	-	-	-	-	9.2
28	10	8	2	-	-	-	-	-	-	-	-	4.2
29	16	15	1	-	-	-	-	-	-	-	-	6.7
30	12	9	3	-	-	-	-	-	-	-	-	5.0
31	12	11	1	-	-	-	-	-	-	-	-	5.0
30-34	9	8	0	-	1	-	-	-	-	-	-	3.8
33	13	13	0	-	-	-	-	-	-	-	-	5.4
34	10	9	1	-	-	-	-	-	-	-	-	4.2
35	8	7	1	-	-	-	-	-	-	-	-	3.3
36	15	12	2	-	-	1	-	-	-	-	-	6.3
35-39	8	6	1	-	1	-	-	-	-	-	-	3.3
38	6	4	2	-	-	-	-	-	-	-	-	2.5
39	4	2	1	1	-	-	-	-	-	-	-	1.7
40	5	3	1	1	-	-	-	-	-	-	-	2.1
41	2	-	-	-	-	-	-	-	1	1	-	0.8
40-44	1	-	-	1	-	-	-	-	-	-	-	0.4
43	1	1	-	-	-	-	-	-	-	-	-	0.4
44	2	1	-	1	-	-	-	-	-	-	-	0.8
45	-	-	-	-	-	-	-	-	-	-	-	-
46	-	-	-	-	-	-	-	-	-	-	-	-
45-49	1	-	1	-	-	-	-	-	-	-	-	0.4
48	-	-	-	-	-	-	-	-	-	-	-	-
49	-	-	-	-	-	-	-	-	-	-	-	-
50 and over	-	-	-	-	-	-	-	-	-	-	-	-
Unknown	-	-	-	-	-	-	-	-	-	-	-	-
Total	239	208	21	5	2	1	-	-	1	1	-	100.0
%	100.0	87.0	8.8	2.1	0.8	0.4	-	-	0.4	0.4	-	100.0

Table 1.23: Born dead by month and sex

Month	Sex		
	Total	Female	Male
January	21	10	11
February	19	12	7
March	19	11	8
April	20	9	11
May	23	10	13
June	20	11	9
July	20	10	10
August	19	10	9
September	27	11	16
October	15	6	9
November	15	6	9
December	21	6	15
Total	239	112	127

Table 1.24: Born dead by mother's permanent residence in municipality and education

Municipality	Mother's education							
	Total of born dead	No school	Uncompleted elementary school	Completed elementary school	Secondary school	High school	Faculty	Unknown
Deçan	8	-	-	5	1	-	1	1
Gjakovë	10	-	-	8	2	-	-	-
Gillogovc	11	-	1	6	4	-	-	-
Gjilan	13	1	1	11	-	-	-	-
Dragash	1	-	-	1	-	-	-	-
Istog	5	-	2	-	3	-	-	-
Kaçanik	9	1	1	3	4	-	-	-
Klinë	5	-	-	3	1	-	1	-
Fushë Kosovë	3	-	-	1	1	-	1	-
Kamenicë	4	-	1	2	-	-	-	1
Mitrovicë	13	2	-	3	6	1	1	-
Leposaviq	-	-	-	-	-	-	-	-
Lipjan	7	1	-	4	2	-	-	-
Novobërdë	2	-	-	2	-	-	-	-
Obiliq	2	-	-	2	-	-	-	-
Rahovec	3	-	-	1	1	-	-	1
Pejë	10	1	1	2	5	-	1	-
Podujevë	19	2	-	12	4	-	1	-
Prishtinë	29	1	1	14	7	-	6	-
Prizren	17	1	-	8	6	-	1	1
Skenderaj	9	-	2	5	2	-	-	-
Shtime	6	1	1	3	1	-	-	-
Shtërpce	1	-	-	1	-	-	-	-
Suharekë	9	-	-	5	3	-	-	1
Ferizaj	10	2	-	4	4	-	-	-
Viti	7	-	-	3	3	1	-	-
Vushtrri	11	1	2	5	2	-	1	-
Zubin Potok	-	-	-	-	-	-	-	-
Zveçan	-	-	-	-	-	-	-	-
Malishevë	11	1	1	6	3	-	-	-
Outside Kosovo	4	1	-	2	-	1	-	-
Total	239	16	14	122	65	3	14	5
%	100%	6.7	5.9	51.0	27.2	1.3	5.9	2.1

Table 1.25: Frequency of names for boys and girls born in 2008

No.	Boys		Girls	
1	Leon	152	Erza	140
2	Erion	149	Elsa	139
3	Dion	135	Rinesa	106
4	Altin	120	Leona	103
5	Leart	111	Suela	88

Statistical Office of Kosovo, a brief description

The Statistical Office of Kosovo (SOK) is a professional office operating since 1948. The SOK passed through some of the historic phases and it has been structured by the state rule of that time. SOK restarted its work on August 2, 1999, as an independent and professional office working in the frames of the Ministry of Public Administration (MPA). SOK is financed by the Kosovo Consolidated Budget and by donors for the various projects.

The Statistical Office of Kosovo acts pursuant the UNMIK Regulation 2001/14 that entered into force on July 2, 2001. A medium-term Master Plan is being developed for the statistical system of Kosovo compatible with the European Statistics.

The SOK Organization Structure; composes of four departments for production of statistics (Department of Economic Statistics and National Accounts, Department of Population Statistics, Department of Social Statistics and Department of Agricultural and Environment Statistics), seven Regional Offices (located in Gjakova, Gjilan, Mitrovica, Peja, Prizren, Pristina and Ferizaj), two support departments (Department of Methodology and Information Technology, and Department of Administration), as well as the Office of the Population Census.

Total number employees is 134, of them 96 (71.6%) within the SOK offices whilst 38 (28.4%) in regional offices.

There is also a support and cooperation with the international institutions.

The Statistical Office of Kosova covers Kosovo entirely. For implementation of the surveys in the field, the SOK uses appropriate sampling and methodology approach. In the collection of the reports from the reporting units, the SOK engages professionals, technicians, administrators and civilians from the local offices and regional field population census.

Recently, a team of national and international experts is working in the project of the population census.

SOK Mission is to fulfill the needs of the users with the reliable statistical data and with regular analyses in order to support and provide government departments with the proper information for decision-making process including other users as well.

- **Address: Statistical Office of Kosovo, Str. Zenel Salihu, No. 4, Pristina**
- **Telephones:**
Head-Quarters: +381 (0) 38 235 111
Director: +381 (0) 38 235 545
- **Fax: +381 (0) 38 235 033**
- **E-mail: population@ks-gov.net**
- **Web-site: www.ks-gov.net/esk**