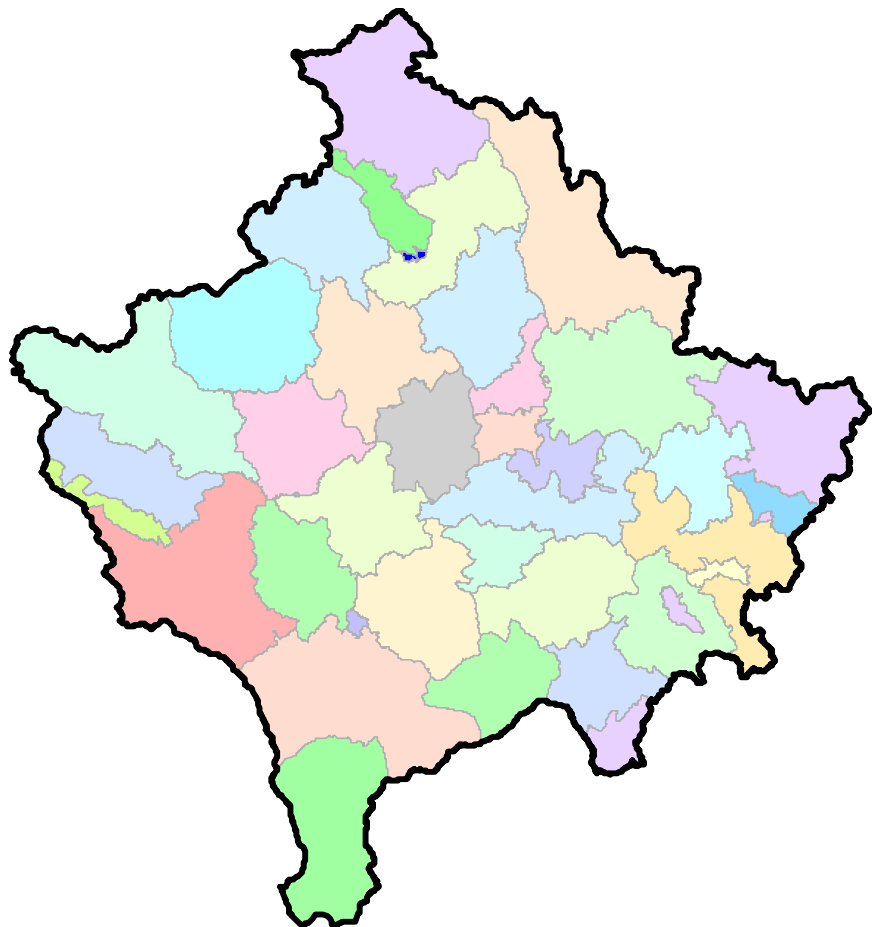




Republika e Kosovës
Republika Kosova-Republic of Kosovo
Qeveria - Vlada - Government
Zyra e Kryeministrit -Ured Premijera -Office of the Prime Minister
Agjencia e Statistikave të Kosovës - Agencija za Statistike Kosova - Kosovo Agency of Statistics

Series 3: Economic Statistics

Statistical Repertoire of Economic Enterprises in Kosovo Q3 2018



AGJENCIA E STATISTIKAVE TË KOSOVËS
AGENCIJA ZA STATISTIKE KOSOVA
KOSOVO AGENCY OF STATISTICS

Foreword

Kosovo Agency of Statistics (KAS) has prepared publication of "**Statistical Repertoire of Enterprises in Kosovo in Q3 2018**", on new registered businesses at the Kosovo Business Registration Agency (KBRA) from 01.07.2018 until 30.09.2018 (third quarter of 2018).

Statistical Business Register (SBR) is part of KAS which contains basic information for all businesses that exercise economic activity in the territory of the Republic of Kosovo and as such serves for statistics and analysis of demographics of the business, sampling design and for raising the country-level results for all surveys conducted with businesses. SBR also serves as an important source of information for calculating Gross Domestic Product.

SBR is constructed and is continuously updated based on two administrative data sources (KBRA and Tax Administration of Kosovo), as well as from regular statistical surveys conducted by KAS.

Continuous demand for statistical data on enterprises are daily requirements from different users whether they are internal or external users of data from KAS, therefore based on these requirements we have prepared various tabular and graphical data.

We believe that this publication will serve as a useful reference base for all users of KAS statistical data and will serve as useful and relevant economic information for Kosovo.

Comments, remarks, suggestions and proposals regarding this publication are welcome and they can be sent to: muhamet.kastrati@rks-gov.net

Statistical Repertoire of Enterprises in Kosovo is a regular quarterly publication.

NOTE: From 1 September, 2014, the nomenclature of economic activities is in the new version NACE Rev. 2, and some of the previously published data are converted into this version.

Publication was prepared by:

Ilir T. Berisha – Director of Department,
Ismajl Sahiti – Head of Division,
Muhamet Kastrati - IT specialist for SBR,
Luljeta Krasniqi - Senior Officer,
Violeta Sylja – Officer,
Ahmet Cakolli –Design Officer.

October, 2018

Chief Executive Officer, KAS
Isa Krasniqi

List of Abbreviations

KAS	Kosovo Agency of Statistics
SBR	Statistical Business Register
KBRA	Kosovo Business Registration Agency
TAK	Tax Administration of Kosovo
MTI	Ministry of Trade and Industry
GDP	Gross Domestic Product
KPA	Kosovo Privatization Agency
EC	European Commission
NEA	Nomenclature of Economic Activities
NACE Rev. 1	(Nomenclature of Economic Activities EC - 1st version)
NACE Rev.2	(Nomenclature of Economic Activities EC - 2nd Version)
SMEs	Small and medium-sized enterprises
Q1	First quarter
Q2	Second quarter
Q3	Third quarter
Q4	Fourth quarter

Symbols

- No occurrence
- : Data not available

List of contents

	Page
1 Characteristics of enterprises registered in Q3 2018.....	5
2 Methodological explanations and definitions.....	6
2.1. Definitions 7	
2.2. Legal forms of organization of business.....	8
3 New and terminated enterprises by quarter.....	9
4 Enterprises by economic sector, legal form of organization and the category of number of employees	11
Categorization of enterprises by size and gender	12
5 Number of registered enterprises by municipality	13
6 Registered individual and non-individual enterprises.....	15
7 Registered enterprises by sector of economic activity and number of employees.....	17
8 Registered enterprises by legal form	18
9 Registered enterprises by origin of capital	19
10 Terminated enterprises	20

1 Characteristics of enterprises registered in Q3 2018

In the third quarter of 2018 (Q3 2018) a total of 2212 enterprises were registered. Decrease by 16.1% of registered enterprises is observed compared with the previous quarter (Q2 2018).

Decrease by 0.1% of registered enterprises is also observed if compared to the same quarter last year (Q3 2017).

The most favored economic activities during this quarter were: trade with 519 registered enterprises (23.5%), manufacture with 214 registered enterprises (9.7%), accommodation and food service activities with 212 registered enterprises (9.6%), construction with 189 registered enterprises (8.5%), professional, scientific and technical activities with 182 registered enterprises (8.2%), information and communication with 149 registered enterprises (6.7%), agriculture, forestry and fishing with 145 registered enterprises (6.6%), while other activities take part in smaller scale.

In the category of 1 to 4 employees there are 2149 enterprises registered in this quarter (97.2%), with 5 to 9 employees are 41 registered enterprises (1.9%), 10 to 19 employees 15 registered enterprises (0.7%), 20 to 249 employees with 7 registered enterprises (0.3%), while in the category of 250 or more employees there are no enterprises registered during this quarter.

Regarding the geographic extent of the enterprises registered at the municipal level, as in every quarter, the municipality of Prishtina prevails with 649 registered enterprises (29.3%), Ferizaj with 187 registered enterprises (8.5%), Prizren with 162 enterprises Registered (7.3%), Gjilan with 134 registered enterprises (6.1%), Peja with 113 registered enterprises (5.1%), Mitrovica with 92 registered enterprises (4.2%), while other municipalities have smaller number of enterprises registered in this quarter.

2 Methodological explanations and definitions

Statistical Business Register (SBR) serves for statistical purposes and should clearly identify the units in order to:

- Enable obtaining the information about them via administrative sources.
- Enable the preparation of samplings; coordination of surveys and raising their results at the country level;
- Enable demographic analysis of enterprises and related entities.
- Provide input data for calculating Gross Domestic Product (GDP).

Statistical Business Register (SBR) - **Includes** all legal entities (enterprises) that exercise economic activity within the territory of Kosovo.

Does not include: Public administration, Non-profit Organizations and International Organizations.

Sources for updating the variables of SBR are:

- Administrative
 - o Information from the Kosovo Business Registration Agency
 - o Information from the Tax Administration of Kosovo
- Statistical
 - o Structural Business Survey
 - o Short-term Statistical Surveys
 - o Survey about Hotel Services
 - o Collection of Producer Prices
 - o Collection of Import Prices

Main variables in the SBR are grouped by:

- **Identification variables**
 - o Number of business registration (NBR), name, legal form, ownership, address, communication (phone, fax, email, etc.)
- **Stratified variables**
 - o Main economic activity (NACE Rev.2), size by employees
- **Demographic variables**
 - o Date of registration, date of termination/closure
- **Updated variables are**
 - o Status of activity (active or inactive)
 - o Economic activity of the enterprise
 - o Size by employees
 - o Address, and communication variables (telephone, fax, mobile, e-mail)

2.1. Definitions

Nomenclature of Economic Activities (NACE) is a four-digit level classification of economic activity exercised in different subjects.

This nomenclature is translation and adaptation of the European Classification of Economic Activities (NACE Rev. 2. in English).

The use of this nomenclature is mandatory since 1 September, 2014 by the institutions of the Republic of Kosovo and based on the regulation No. 11/2013 adopted by the Government of the Republic of Kosovo.

The structure of economic activities NACE Rev. 2 consists of 21 sections presented below labelled with letters from A to U.

- A. Agriculture, forestry and fishing
- B. Mining and quarrying
- C. Manufacturing
- D. Electricity, gas, steam and air conditioning supply
- E. Water supply, sewerage, waste management and remediation activities
- F. Construction
- G. Wholesale and retail trade, repair of motor vehicles and motorcycles
- H. Transportation and storage
- I. Accommodation and food service activities
- J. Information and communication
- K. Financial and insurance activities
- L. Real estate activities
- M. Professional, scientific and technical activities
- N. Administrative and support service activities
- O. Public administration and defense
- P. Education
- Q. Human health and social work activities
- R. Arts, entertainment and recreation
- S. Other services activities
- T. Activities of households as employers
- U. Activities of extraterritorial organizations and bodies

Classes of economic activities according to the new nomenclature **NACE Rev. 2** are total of 615 of them, which are encoded by four digit code ranging from 0111 to 9900.

2.2. Legal forms of organization of business

Definitions applied to legal forms of enterprises under Regulation 2001/16 and Law No. 02/L123 on Business Organizations which are applied when registering in the KBRA, are as follows:

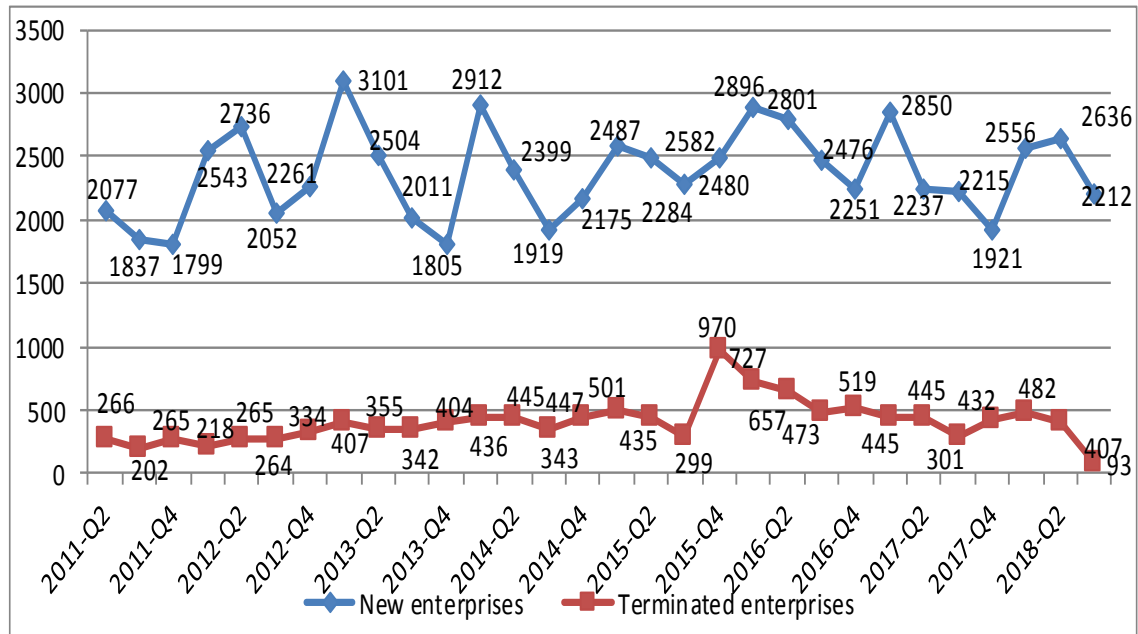
1. **Individual business** - is the **only natural person** who performs economic activities for the purpose of profit and who is registered in the KBRA. In the individual business the owner has unlimited liability for all debts of the company. The company has an official name or includes the surname of the lawful owner
2. **General partnership** - The general partnership, all partners jointly respond without restriction for partnership debts. A partnership has a label, which may include the name of one or more partners.
3. **Limited partnership** - In limited partnerships, except "unlimited" partners (partners responsible jointly without limitation for the debts of the company) also participate "limited" partners or those responsible for the company's obligations to the limit of the value of their founding contributions / capital.
4. **Limited liability enterprises** - Limited liability enterprises are those enterprises that are established by one or several founders, who answer only to the limit of the value of their contribution. Limited liability enterprise has a label, which may include the name of one or more partners.
5. **Shareholders** – Shareholders are those whose capital is divided into shares and shareholders respond only to the limit of the value of their contribution. Shareholder enterprise (a joint stock enterprises) can be established by having one or more shareholders.
6. **Foreign business organization** - A foreign company is a business and from the moment of registration is considered a branch in Kosovo that has no identity of legal person. After its registration it shall enjoy all the rights and obligations established under the applicable law.
7. **Social enterprise** - Social enterprise means a legal person that most assets and capital are socially owned. These enterprises until the privatization are monitored and registered by the Kosovo Privatization Agency under the Law on Commercial Companies No.02/L-123.
8. **Public enterprise** - Public enterprise is the enterprise which carries out activities of general interest which is established by the state. Public enterprise is monitored by the government and organized as a joint stock company in accordance with applicable law on Commercial Companies. All ownership interests in a public company will be represented by shares and these shares will be registered.
9. **Agricultural cooperative** - Agricultural cooperative is a business organization created by natural or legal persons who must be farmers who contribute with their private property to the share of capital.
10. **Enterprises under the jurisdiction of the KPA** - are ex-social owned enterprises which are now managed and supervised by the KPA (Kosovo Privatization Agency).

3 New and terminated enterprises by quarter

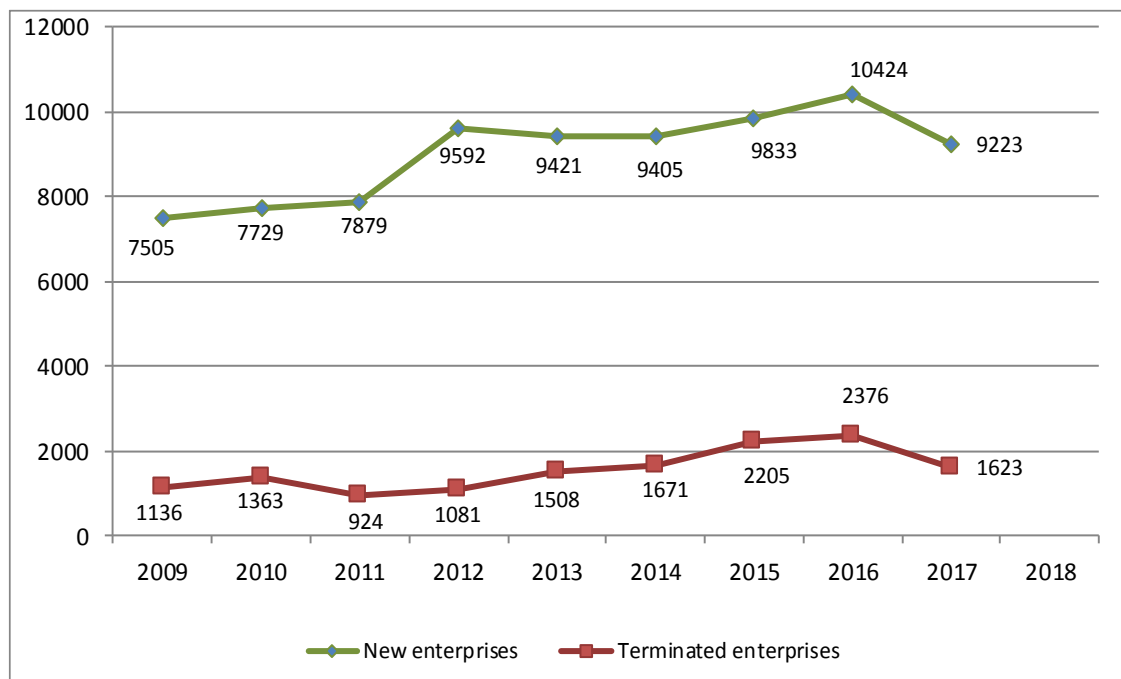
Table 1. Number of registered enterprises by quarter and sector of economic activity

Period		Sector of economic activity																		
		A	B	C	D	E	F	G	H	I	J	K	L	M	N	O	P	Q	R	S
Quarter	Total	Agriculture, forestry and fishing	Mining and quarrying	Manufacturing	Electricity, gas, steam and air conditioning supply	Water supply, sewage, waste management and remediation activities	Construction	Wholesale and retail trade, repair of motor vehicles and motorcycles	Transportation and storage	Accommodation and food service activities	Information and communication	Financial and insurance activities	Real estate activities	Professional, scientific and technical activities	Administrative and support service activities	Public administration and protection: compulsory social protection	Education	Human health and social work activities	Arts, entertainment and recreation	Other service activities
2013 - Q1	3100	301	10	299	9	19	337	867	201	264	104	6	135	169	60	9	32	48	54	176
2013 - Q2	2504	142	7	258	2	14	227	759	107	246	101	4	95	162	65	9	28	43	52	183
2013 - Q3	2011	122	7	163	6	11	201	565	108	240	82	8	15	119	53	6	20	48	63	174
2013 - Q4	1805	188	5	152	5	6	178	543	109	161	70	2	12	135	36	9	18	34	62	80
2013 Total	9420	753	29	872	22	50	943	2734	525	911	357	20	257	585	214	33	98	173	231	613
2014 - Q1	2911	205	10	283	4	13	284	887	181	293	121	12	21	180	77	12	33	50	88	157
2014 - Q2	2399	186	9	283	3	16	207	704	99	282	95	8	10	146	61	11	20	39	55	165
2014 - Q3	1919	115	7	196	3	13	146	574	111	237	61	11	7	97	49	2	18	33	60	179
2014 - Q4	2175	168	6	216	14	9	166	649	143	222	80	12	21	147	65	17	19	51	50	120
2014 Total	9404	674	32	978	24	51	803	2814	534	1034	357	43	59	570	252	42	90	173	253	621
2015 - Q1	2582	255	7	276	8	12	237	784	143	253	104	12	15	144	80	6	20	36	57	133
2015 - Q2	2487	212	12	261	5	13	193	751	142	263	98	15	15	139	76	10	29	67	60	126
2015 - Q3	2284	208	8	239	4	8	160	622	108	256	86	43	19	123	66	3	25	49	68	189
2015 - Q4	2480	270	5	271	13	15	163	746	131	246	80	25	25	175	74	6	35	35	58	107
2015 Total	9833	945	32	1047	30	48	753	2903	524	1018	368	95	74	581	296	25	109	187	243	555
2016 - Q1	2896	261	16	343	12	17	254	820	151	249	108	68	14	183	82	8	40	63	73	134
2016 - Q2	2801	223	6	334	11	13	202	779	150	326	114	34	17	170	101	6	42	60	51	162
2016 - Q3	2476	372	6	258	9	26	194	552	125	232	105	28	15	122	81	8	31	46	77	189
2016 - Q4	2251	234	6	246	10	9	177	587	102	210	96	48	12	179	89	2	28	35	70	111
2016 Total	10424	1090	34	1181	42	65	827	2738	528	1017	423	178	58	654	353	24	141	204	271	596
2017 - Q1	2850	350	12	265	10	11	269	799	115	261	118	23	23	188	110	6	39	50	76	125
2017 - Q2	2237	96	11	234	6	8	202	623	84	278	100	30	16	189	110	1	15	50	52	132
2017 - Q3	2215	245	6	225	5	9	188	529	78	208	116	20	17	186	91	6	30	45	51	160
2017 - Q4	1921	131	6	166	17	10	180	511	70	183	107	37	9	171	90	5	26	46	52	104
2017 Total	9223	822	35	890	38	38	839	2462	347	930	441	110	65	734	401	18	110	191	231	521
2018 - Q1	2556	127	7	316	7	13	266	722	94	247	114	23	14	204	111	3	29	59	69	131
2018 - Q2	2636	198	10	299	6	9	260	723	93	277	114	24	15	170	125	9	20	62	86	136
2018 - Q3	2212	145	8	214	6	9	189	519	65	212	149	15	19	182	78	4	33	54	72	239

Graph 1. Number of registered and terminated enterprises by quarter



Graph 2: Number of registered and terminated enterprises by year

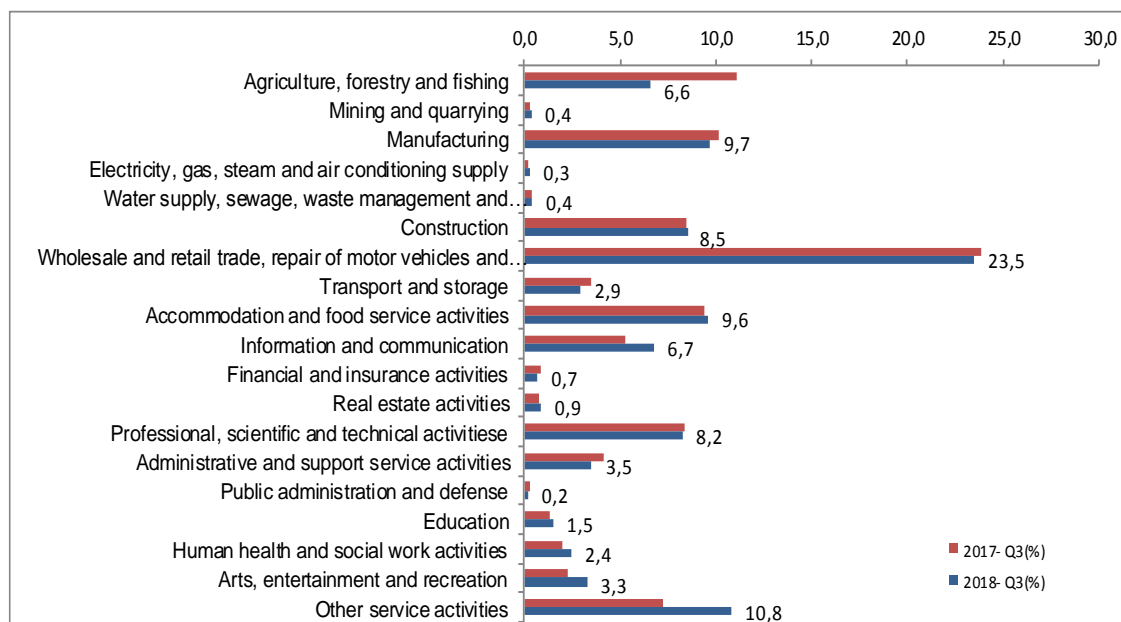


4 Enterprises by economic sector, legal form of organization and the category of number of employees

Table 2. Number of registered enterprises by sector of economic activity, type and number of employees in Q3 2018

Sector of economic activity	Total	Category of number of employees					
		individual businesses			non-individual businesses		
		Total	1-4	5 +	Total	1-4	5 +
Total	2212	1032	1028	4	1180	1121	59
A Agriculture, forestry and fishing	145	103	103	-	42	40	2
B Mining and quarrying	8	-	-	-	8	7	1
C Manufacturing	214	104	103	1	110	99	11
D Electricity, gas, steam and air conditioning supply	6	-	-	-	6	5	1
E Water supply, sewage, waste management and remediation activities	9	6	6	-	3	3	-
F Construction	189	68	67	1	121	113	8
G Wholesale and retail trade, repair of motor vehicles and motorcycles	519	221	221	-	298	291	7
H Transport and storage	65	39	39	-	26	26	-
I Accommodation and food service activities	212	93	91	2	119	112	7
J Information and communication	149	38	38	-	111	105	6
K Financial and insurance activities	15	5	5	-	10	10	-
L Real estate activities	19	7	7	-	12	12	-
M Professional, scientific and technical activities	182	55	55	-	127	122	5
N Administrative and support service activities	78	22	22	-	56	50	6
O Public administration and defense	4	3	3	-	1	1	-
P Education	33	8	8	-	25	25	-
Q Human health and social work activities	54	20	20	-	34	32	2
R Arts, entertainment and recreation	72	34	34	-	38	36	2
S Other service activities	239	206	206	-	33	32	1

Graph 3. Enterprises registered by economic sector in Q3 2018



Categorization of enterprises by size and gender

Table 3. The number of SMEs in Q3 2018

Classification	Number of employees	Number of businesses	%
Micro enterprises	1 - 9 employees	2190	99,0%
Small enterprises	10 - 49 employees	20	0,9%
Medium-sized enterprises	50 - 249 employees	2	0,1%
Large enterprises	250 + employees	-	-
Gjithsej		2212	100,0%

Graph 4. Structure of enterprises by size in Q3 2018

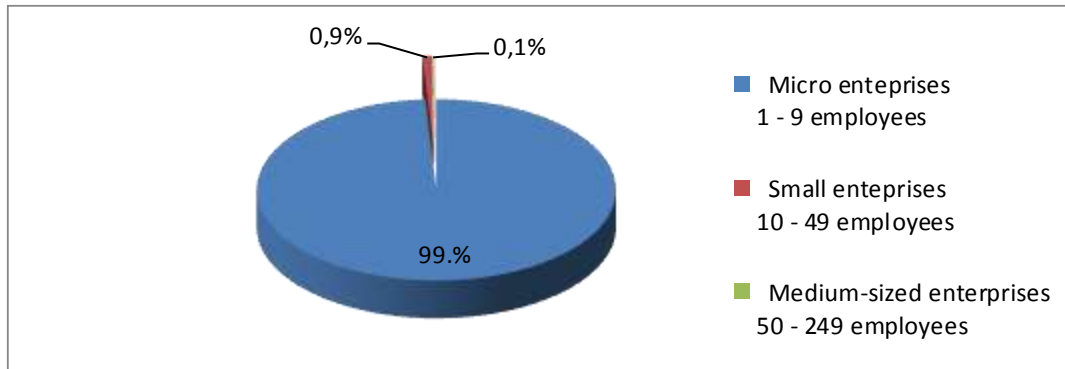
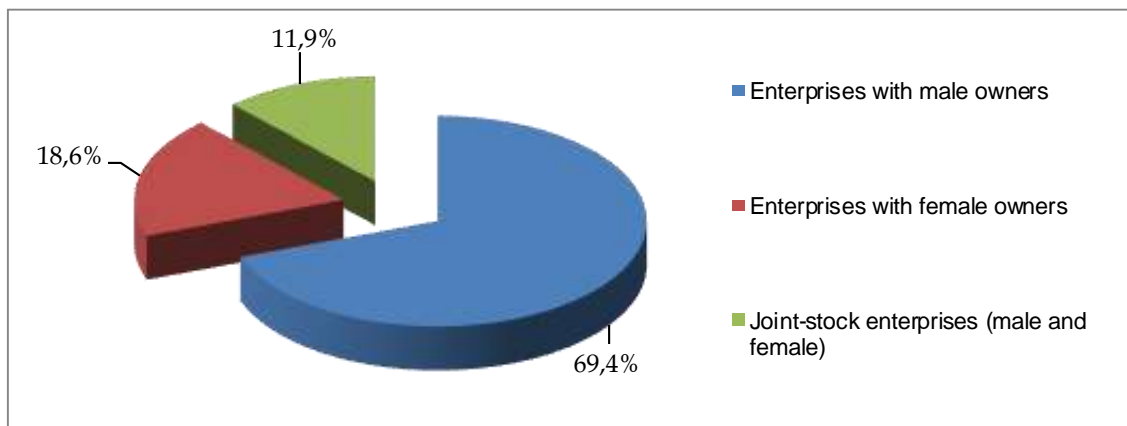


Table 5. Structure of enterprises by gender of the owner in Q3 2018

Structure of registered enterprises according to gender of the owners						
Total	Enterprises with male owners		Enterprises with female owners		Enterprises with mixed owners (male and female)	
2212	1536	69,4%	412	18,6%	264	11,9%

Graph 6. Presentation of enterprises by gender of the owner in Q3 2018

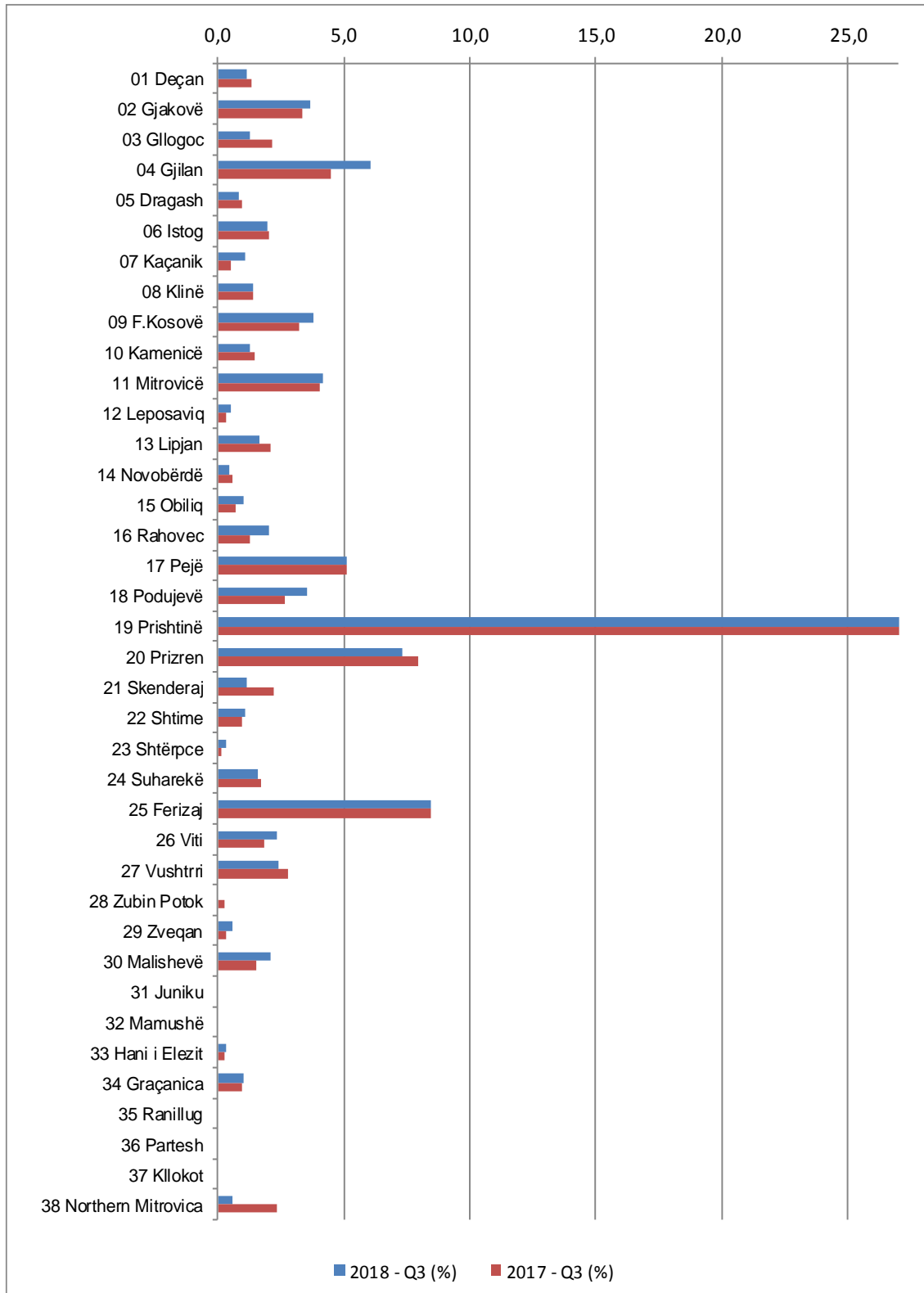


5 Number of registered enterprises by municipality

Table 4. Number of registered enterprises by municipality and sector of economic activity in Q3 2018

Municipality	Sector of economic activity																			
	Agriculture, forestry and fishing	Mining and quarrying	Manufacturing	Electricity, gas, steam and air conditioning supply	Water supply, sewage, waste management and remediation activities	Construction	Wholesale and retail trade, repair of motor vehicles and motorcycles	Transportation and storage	Accommodation and food service activities	Information and communication	Financial and insurance activities	Real estate activities	Professional, scientific and technical activities	Administrative and support service activities	Public administration and protection: compulsory social protection	Education	Human health and social work activities	Arts, entertainment and recreation	Other service activities	
	A	B	C	D	E	F	G	H	I	J	K	L	M	N	O	P	Q	R	S	
Code and name	2212	145	8	214	6	9	189	519	65	212	149	15	19	182	78	4	33	54	72	239
01 Deçan	25	2	-	2	-	-	4	2	2	2	1	-	-	-	-	-	-	-	-	10
02 Gjakovë	82	1	-	15	-	-	11	25	-	7	2	-	-	3	-	-	-	3	1	14
03 Glogoc	29	3	-	4	-	-	5	6	-	3	-	1	5	-	-	-	-	1	-	1
04 Gjilan	134	3	1	20	-	1	12	33	3	16	11	-	1	5	5	1	1	7	3	11
05 Dragash	19	3	-	6	-	-	1	-	1	4	-	-	-	1	-	-	-	-	1	2
06 Istog	44	13	-	3	-	1	4	5	2	3	5	-	-	-	-	1	-	-	1	6
07 Kaçanik	24	2	-	1	-	-	2	6	2	3	-	-	1	2	-	1	-	2	1	1
08 Klinë	31	6	-	3	-	-	4	3	-	6	1	-	-	1	-	-	-	2	1	4
09 F.Kosovë	84	2	-	8	1	-	7	20	10	7	3	-	1	6	7	-	1	2	3	6
10 Kamenicë	29	7	-	3	-	-	1	4	1	4	-	-	-	2	1	-	-	1	-	5
11 Mitrovicë	92	2	1	12	-	-	12	17	4	8	6	-	-	11	8	-	1	-	4	6
12 Leposaviq	12	-	-	6	-	-	1	2	-	-	-	-	-	1	-	-	-	-	1	1
13 Lipjan	37	-	-	4	-	-	6	12	2	4	1	-	-	4	1	-	-	-	-	3
14 Novobërdë	10	2	-	2	-	-	-	3	-	1	-	-	-	1	-	-	-	-	1	-
15 Obiliq	23	2	-	5	-	-	-	8	-	1	1	-	-	-	-	-	-	2	1	3
16 Rahovec	45	1	-	2	-	-	5	12	-	4	1	-	-	3	-	2	-	-	2	13
17 Pejë	113	5	1	12	-	6	4	23	3	8	1	1	-	13	7	-	2	3	4	20
18 Podujevë	78	7	-	3	-	-	7	29	1	7	2	-	1	3	1	-	-	-	6	11
19 Prishtinë	649	26	2	32	4	1	45	149	12	68	92	10	10	71	25	-	16	17	21	48
20 Prizren	162	3	-	16	-	-	12	42	7	22	2	1	-	15	7	-	3	5	7	20
21 Skenderaj	26	7	-	3	-	-	5	4	-	3	-	-	-	3	-	1	-	-	-	-
22 Shtime	24	1	1	4	-	-	3	5	2	2	1	-	1	1	-	-	-	1	1	1
23 Shtërpce	8	2	-	-	-	-	1	2	-	3	-	-	-	-	-	-	-	-	-	-
24 Suharekë	36	5	-	4	-	-	5	7	-	1	2	-	-	5	1	1	1	1	1	2
25 Ferizaj	187	7	1	22	-	-	16	47	5	14	7	1	1	15	9	-	3	3	10	26
26 Viti	52	5	-	5	-	-	2	14	1	4	3	1	1	3	3	-	-	-	1	9
27 Vushtrri	53	13	-	8	-	-	5	10	1	3	3	-	-	1	3	-	1	3	-	2
28 Zubin Potok	0	-	-	-	-	-	-	-	-	-	-	-	-	-	-	-	-	-	-	-
29 Zveçan	13	1	-	1	-	-	1	6	1	-	1	-	-	1	-	-	-	-	-	1
30 Malishevë	47	11	-	2	-	-	7	10	-	3	-	1	-	1	-	-	1	-	-	11
31 Juniku	-	-	-	-	-	-	-	-	-	-	-	-	-	-	-	-	-	-	-	-
32 Mamushë	-	-	-	-	-	-	-	-	-	-	-	-	-	-	-	-	-	-	-	-
33 Hani i Elezit	8	-	1	-	-	-	-	4	-	-	-	-	-	1	-	-	-	-	-	2
34 Graçanica	23	2	-	5	1	-	1	6	1	4	-	-	-	1	-	-	-	-	2	-
35 Ranillug	-	-	-	-	-	-	-	-	-	-	-	-	-	-	-	-	-	-	-	-
36 Partesh	-	-	-	-	-	-	-	-	-	-	-	-	-	-	-	-	-	-	-	-
37 Kllokot	-	-	-	-	-	-	-	-	-	-	-	-	-	-	-	-	-	-	-	-
38 Northn. Mitrovica	13	1	-	1	-	-	-	3	4	-	-	-	-	1	3	-	-	-	-	-

Graph 7. Structure of registered enterprises by municipality in Q3 2018



6 Registered individual and non-individual enterprises

Table 5. Number of registered individual enterprises by municipality and sector of economic activity in Q3 2018

Municipality	Sector of economic activity																			
	Agriculture, forestry and fishing	Mining and quarrying	Manufacturing	Electricity, gas, steam and air conditioning supply	Water supply, sewage, waste management and remediation activities	Construction	Wholesale and retail trade, repair of motor vehicles and motorcycles	Transportation and storage	Accommodation and food service activities	Information and communication	Financial and insurance activities	Real estate activities	Professional, scientific and technical activities	Administrative and support service activities	Public administration and protection: compulsory social protection	Education	Human health and social work activities	Arts, entertainment and recreation	Other service activities	
Code and name	Total	A	B	C	D	E	F	G	H	I	J	K	L	M	N	O	P	Q	R	S
	1032	103	0	104	0	6	68	221	39	93	38	5	7	55	22	3	8	20	34	206
01 Deçan	15	1	-	1	-	-	2	-	1	-	-	-	-	-	-	-	-	-	-	10
02 Gjakovë	63	1	-	13	-	-	4	19	-	7	1	-	-	1	-	-	-	2	1	14
03 Glogoc	15	2	-	2	-	-	2	3	-	-	2	-	1	2	-	-	-	-	-	1
04 Gjilan	58	3	-	8	-	-	4	10	3	9	2	-	-	1	4	1	-	2	2	9
05 Dragash	17	3	-	6	-	-	-	-	1	3	-	-	-	1	-	-	-	1	-	2
06 Istog	26	7	-	1	-	-	1	3	2	2	2	-	-	-	-	-	1	-	1	6
07 Kaçanik	11	1	-	-	-	-	1	5	-	1	-	-	1	-	-	-	-	-	1	1
08 Klinë	10	2	-	1	-	-	2	-	-	1	-	-	-	-	-	-	-	1	-	3
09 F.Kosovë	29	1	-	1	-	-	4	5	6	2	1	-	-	1	3	-	-	-	1	4
10 Kamenicë	21	4	-	2	-	-	1	3	-	3	-	-	-	2	-	-	-	1	-	5
11 Mitrovicë	54	2	-	6	-	-	8	9	2	6	1	-	-	9	2	-	-	-	3	6
12 Leposaviq	7	-	-	4	-	-	-	1	-	-	-	-	1	-	-	-	-	-	-	1
13 Lipjan	18	-	-	-	-	-	2	9	1	2	-	-	-	1	-	-	-	-	-	3
14 Novobërdë	6	1	-	1	-	-	-	3	-	-	-	-	-	-	-	-	-	-	1	-
15 Obiliq	9	1	-	2	-	-	-	3	-	-	-	-	-	-	-	-	-	-	-	3
16 Rahovec	32	1	-	-	-	-	3	8	-	2	-	-	-	1	-	2	-	-	2	13
17 Pejë	61	5	-	2	-	6	1	11	2	5	-	1	-	7	1	-	1	-	1	18
18 Podujevë	57	6	-	2	-	-	5	20	1	5	2	-	-	1	1	-	-	-	4	10
19 Prishtinë	152	19	-	7	-	-	6	29	3	13	18	2	4	8	6	-	2	5	4	26
20 Prizren	100	2	-	11	-	-	6	20	5	15	1	-	-	9	2	-	-	4	5	20
21 Skenderaj	20	7	-	3	-	-	5	1	-	3	-	-	-	1	-	-	-	-	-	-
22 Shtime	14	1	-	2	-	-	-	3	2	1	1	-	1	1	-	-	-	-	1	1
23 Shtërpce	3	-	-	-	-	-	-	2	-	1	-	-	-	-	-	-	-	-	-	-
24 Suharekë	20	4	-	3	-	-	2	2	-	1	2	-	-	1	1	-	1	1	-	2
25 Ferizaj	92	6	-	13	-	-	5	20	2	4	3	1	-	3	1	-	2	1	7	24
26 Viti	31	3	-	4	-	-	1	9	1	2	1	-	-	-	1	-	-	-	-	9
27 Vushtrri	28	9	-	4	-	-	1	7	1	1	1	-	-	-	-	-	-	2	-	2
28 Zubin Potok	-	-	-	-	-	-	-	-	-	-	-	-	-	-	-	-	-	-	-	-
29 Zveçan	8	1	-	1	-	-	-	4	1	-	-	-	-	-	-	-	-	-	-	1
30 Malishevë	33	8	-	1	-	-	2	6	-	2	-	1	-	1	-	1	-	-	-	11
31 Juniku	0	-	-	-	-	-	-	-	-	-	-	-	-	-	-	-	-	-	-	-
32 Mamushë	0	-	-	-	-	-	-	-	-	-	-	-	-	-	-	-	-	-	-	-
33 Hani i Elezit	4	-	-	-	-	-	-	2	-	-	-	-	-	1	-	-	-	-	-	1
34 Graçanicë	9	1	-	3	-	-	-	2	1	2	-	-	-	-	-	-	-	-	-	-
35 Ranillug	-	-	-	-	-	-	-	-	-	-	-	-	-	-	-	-	-	-	-	-
36 Partesh	-	-	-	-	-	-	-	-	-	-	-	-	-	-	-	-	-	-	-	-
37 Kllokot	-	-	-	-	-	-	-	-	-	-	-	-	-	-	-	-	-	-	-	-
38 Northn. Mitrovica	9	1	-	-	-	-	-	2	4	-	-	-	-	2	-	-	-	-	-	-

Table 6. Number of registered non-individual enterprises by municipality and sector of economic activity in Q3 2018

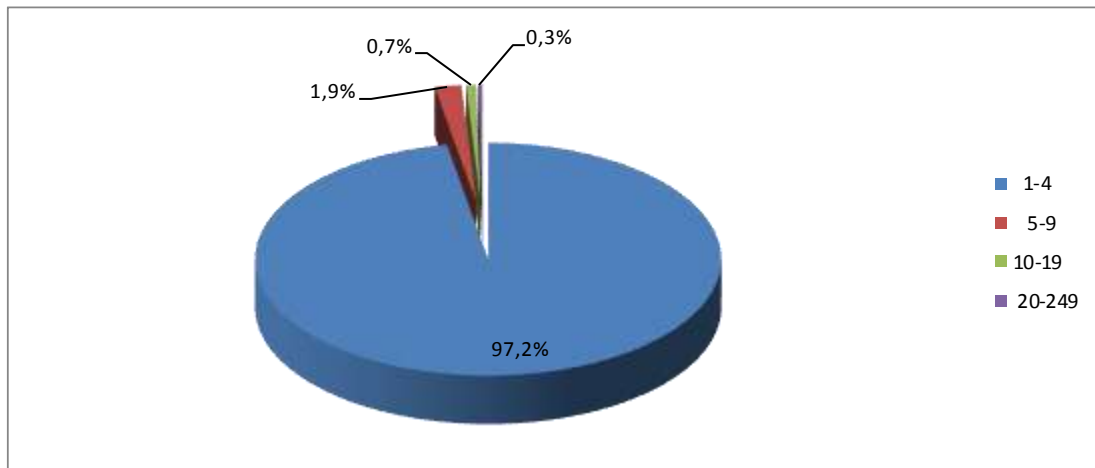
Municipality	Sector of economic activity																			
		Agriculture, forestry and fishing	Mining and quarrying	Manufacturing	Electricity, gas, steam and air conditioning supply	Water supply, sewage, waste management and remediation activities	Construction	Wholesale and retail trade, repair of motor vehicles and motorcycles	Transportation and storage	Accommodation and food service activities	Information and communication	Financial and insurance activities	Real estate activities	Professional, scientific and technical activities	Administrative and support service activities	Public administration and protection: compulsory social protection	Education	Human health and social work activities	Arts, entertainment and recreation	Other service activities
	Code and name	Total	A	B	C	D	E	F	G	H	I	J	K	L	M	N	O	P	Q	R
	1180	42	8	110	6	3	121	298	26	119	111	10	12	127	56	1	25	34	38	33
01 Deçan	10	1	-	1	-	-	2	2	1	2	1	-	-	-	-	-	-	-	-	-
02 Gjakovë	19	-	-	2	-	-	7	6	-	-	1	-	-	2	-	-	-	1	-	-
03 Glogoc	14	1	-	2	-	-	3	3	-	1	-	-	-	3	-	-	-	1	-	-
04 Gjilan	76	-	1	12	-	1	8	23	-	7	9	-	1	4	1	-	1	5	1	2
05 Dragash	2	-	-	-	-	-	1	-	-	1	-	-	-	-	-	-	-	-	-	-
06 Istog	18	6	-	2	-	1	3	2	-	1	3	-	-	-	-	-	-	-	-	-
07 Kaçanik	13	1	-	1	-	-	1	1	2	2	-	-	-	2	-	-	1	2	-	-
08 Klinë	21	4	-	2	-	-	2	3	-	5	1	-	-	1	-	-	-	1	1	1
09 F.Kosovë	55	1	-	7	1	-	3	15	4	5	2	-	1	5	4	-	1	2	2	2
10 Kamenicë	8	3	-	1	-	-	-	1	1	1	-	-	-	-	1	-	-	-	-	-
11 Mitrovicë	38	-	1	6	-	-	4	8	2	2	5	-	-	2	6	-	1	-	1	-
12 Leposaviq	5	-	-	2	-	-	1	1	-	-	-	-	-	-	-	-	-	-	1	-
13 Lipjan	19	-	-	4	-	-	4	3	1	2	1	-	-	3	1	-	-	-	-	-
14 Novobërdë	4	1	-	1	-	-	-	-	-	1	-	-	-	1	-	-	-	-	-	-
15 Obiliq	14	1	-	3	-	-	-	5	-	1	1	-	-	-	-	-	-	2	1	-
16 Rahovec	13	-	-	2	-	-	2	4	-	2	1	-	-	2	-	-	-	-	-	-
17 Pejë	52	-	1	10	-	-	3	12	1	3	1	-	-	6	6	-	1	3	3	2
18 Podujevë	21	1	-	1	-	-	2	9	-	2	-	-	1	2	-	-	-	-	2	1
19 Prishtinë	497	7	2	25	4	1	39	120	9	55	74	8	6	63	19	-	14	12	17	22
20 Prizren	62	1	-	5	-	-	6	22	2	7	1	1	-	6	5	-	3	1	2	-
21 Skenderaj	6	-	-	-	-	-	-	3	-	-	-	-	-	2	-	-	1	-	-	-
22 Shtime	10	-	1	2	-	-	3	2	-	1	-	-	-	-	-	-	-	1	-	-
23 Shtërpce	5	2	-	-	-	-	1	-	-	2	-	-	-	-	-	-	-	-	-	-
24 Suharekë	16	1	-	1	-	-	3	5	-	-	-	-	-	4	-	1	-	-	1	-
25 Ferizaj	95	1	1	9	-	-	11	27	3	10	4	-	1	12	8	-	1	2	3	2
26 Viti	21	2	-	1	-	-	1	5	-	2	2	1	1	3	2	-	-	-	1	-
27 Vushtrri	25	4	-	4	-	-	4	3	-	2	2	-	-	1	3	-	1	1	-	-
28 Zubin Potok	0	-	-	-	-	-	-	-	-	-	-	-	-	-	-	-	-	-	-	-
29 Zveçan	5	-	-	-	-	-	1	2	-	-	1	-	-	1	-	-	-	-	-	-
30 Malishevë	14	3	-	1	-	-	5	4	-	1	-	-	-	-	-	-	-	-	-	-
31 Juniku	-	-	-	-	-	-	-	-	-	-	-	-	-	-	-	-	-	-	-	-
32 Mamushë	-	-	-	-	-	-	-	-	-	-	-	-	-	-	-	-	-	-	-	-
33 Hani i Elezit	4	-	1	-	-	-	-	2	-	-	-	-	-	-	-	-	-	-	-	1
34 Graçanicë	14	1	-	2	1	-	1	4	-	2	-	-	-	1	-	-	-	-	2	-
35 Ranillug	-	-	-	-	-	-	-	-	-	-	-	-	-	-	-	-	-	-	-	-
36 Partesh	-	-	-	-	-	-	-	-	-	-	-	-	-	-	-	-	-	-	-	-
37 Klokot	-	-	-	-	-	-	-	-	-	-	-	-	-	-	-	-	-	-	-	-
38 Northn. Mitrovica	4	-	-	1	-	-	-	1	-	-	-	-	1	1	-	-	-	-	-	-

7 Registered enterprises by sector of economic activity and number of employees

Table 7. Number of registered enterprises by sector of economic activity and number of employees in Q3 2018

Sector of economic activity	Total	Category of number of employees				
		1-4	5-9	10-19	20-249	250 +
Total	2212	2149	41	15	7	-
<i>A</i> Agriculture, forestry and fishing	145	143	1	-	1	-
<i>B</i> Mining and quarrying	8	7	1	-	-	-
<i>C</i> Manufacturing	214	202	8	3	1	-
<i>D</i> Electricity, gas, steam and air conditioning supply	6	5	-	1	-	-
<i>E</i> Water supply, sewage, waste management and remediation activities	9	9	-	-	-	-
<i>F</i> Construction	189	180	7	-	2	-
<i>G</i> Wholesale and retail trade, repair of motor vehicles and motorcycles	519	512	4	3	-	-
<i>H</i> Transport and storage	65	65	-	-	-	-
<i>I</i> Accommodation and food service activities	212	203	7	2	-	-
<i>J</i> Information and communication	149	143	3	3	-	-
<i>K</i> Financial and insurance activities	15	15	-	-	-	-
<i>L</i> Real estate activities	19	19	-	-	-	-
<i>M</i> Professional, scientific and technical activities	182	177	4	1	-	-
<i>N</i> Administrative and support service activities	78	72	3	1	2	-
<i>O</i> Public administration and defense	4	4	-	-	-	-
<i>P</i> Education	33	33	-	-	-	-
<i>Q</i> Human health and social work activities	54	52	1	1	-	-
<i>R</i> Arts, entertainment and recreation	72	70	1	-	1	-
<i>S</i> Other service activities	239	238	1	-	-	-

Graph 8. Structure of registered enterprises by category of number of employees, Q3 2018

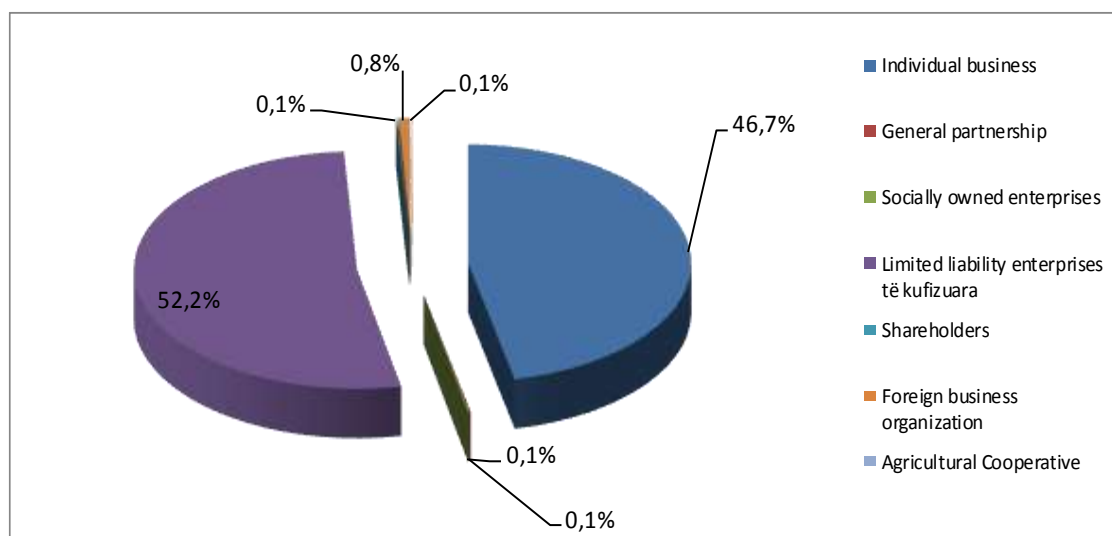


8 Registered enterprises by legal form

Table 8. Number of registered enterprises by sector of economic activity and legal form of organization in Q3 2018

Sector of economic activity	Legal form and organization										
	Total	Individual business	General partnership	Limited partnership	Limited liability enterprises	Shareholders	Foreign business organization	Socially owned enterprises	Public enterprises	Agricultural Cooperatives	Other companies under the jurisdiction of KTA
Total	2212	1032	2	0	1155	2	17	2	0	2	0
A Agriculture, forestry and fishing	145	103	-	-	38	-	-	2	-	2	-
B Mining and quarrying	8	-	-	-	8	-	-	-	-	-	-
C Manufacturing	214	104	-	-	110	-	-	-	-	-	-
D Electricity, gas, steam and air conditioning supply	6	-	-	-	4	-	2	-	-	-	-
E Water supply, sewage, waste management and remediation activities	9	6	-	-	2	1	-	-	-	-	-
F Construction	189	68	1	-	116	-	4	-	-	-	-
G Wholesale and retail trade, repair of motor vehicles and motorcycles	519	221	1	-	295	-	2	-	-	-	-
H Transport and storage	65	39	-	-	26	-	-	-	-	-	-
I Accommodation and food service activities	212	93	-	-	117	-	2	-	-	-	-
J Information and communication	149	38	-	-	110	-	1	-	-	-	-
K Financial and insurance activities	15	5	-	-	10	-	-	-	-	-	-
L Real estate activities	19	7	-	-	12	-	-	-	-	-	-
M Professional, scientific and technical activities	182	55	-	-	123	-	4	-	-	-	-
N Administrative and support service activities	78	22	-	-	54	-	2	-	-	-	-
O Public administration and defense	4	3	-	-	1	-	-	-	-	-	-
P Education	33	8	-	-	25	-	-	-	-	-	-
Q Human health and social work activities	54	20	-	-	34	-	-	-	-	-	-
R Arts, entertainment and recreation	72	34	-	-	37	1	-	-	-	-	-
S Other service activities	239	206	-	-	33	-	-	-	-	-	-

Graph 9. Registered enterprises by legal form of organization in Q3 2018

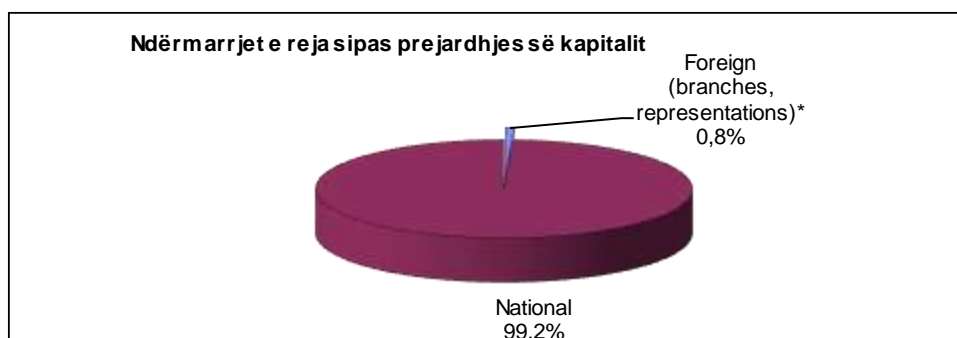


9 Registered enterprises by origin of capital

Table 9. Number of registered enterprises by origin of capital in Q3 2018

Category of number of employees	Total		Foreign (branches, representations)		National	
	Number	Percentage	Number	Percentage	Number	Percentage
	2212	100%	17	94,1%	2195	100%
1-4	2149	97,2%	16	94,1%	2133	97,2%
5-9	41	1,9%	-	-	41	1,9%
10-19	15	0,7%	1	-	14	0,6%
20-249	7	0,3%	-	-	7	0,3%
250+	-	-	-	-	-	-

Graph 10. Structure of registered enterprises by origin of capital in Q3 2018

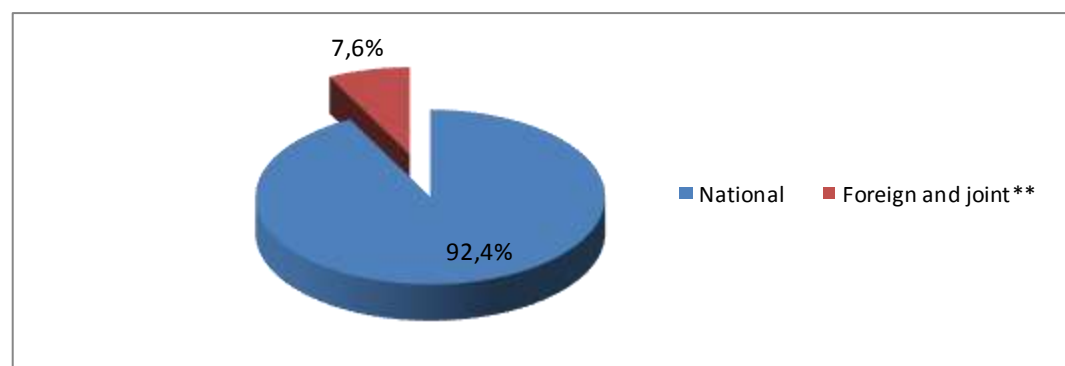


Note: The sign "*" indicates that we are dealing only with foreign businesses defined in page 8 (Foreign businesses as defined by KBRA).

Table 10. Number of registered enterprises by type of ownership in Q3 2018

Total	National	Foreign and joint**		
		Total	Joint (Local + Foreign)	Foreign (branches, representations)*
2.212	2.044	168	151	17

Graph 11. Structure of registered enterprises by type of ownership in Q3 2018



Note: The sign "*" in Table 11 and Graph 10 shows that we are dealing with a broader concept of definition of the origin of capital or ownership (registered enterprises with foreign and joint ownership).

10 Terminated enterprises

Table 11. ¹Number of terminated enterprises by municipality and sector of economic activity in Q3 2018

Municipality	Sector of economic activity																			
	Agriculture, forestry and fishing	Mining and quarrying	Manufacturing	Electricity, gas, steam and air conditioning supply	Water supply, sewage, waste management and remediation activities	Construction	Wholesale and retail trade, repair of motor vehicles and motorcycles	Transportation and storage	Accommodation and food service activities	Information and communication	Financial and insurance activities	Real estate activities	Professional, scientific and technical activities	Administrative and support service activities	Public administration and protection: compulsory social protection	Education	Human health and social work activities	Arts, entertainment and recreation	Other service activities	
Code and name	Total	A	B	C	D	E	F	G	H	I	J	K	L	M	N	O	P	Q	R	S
	93	6	-	10	-	1	4	27	6	15	4	3	2	3	0	-	1	0	5	6
01 Deçan	1	-	-	1	-	-	-	-	-	-	-	-	-	-	-	-	-	-	-	-
02 Gjakovë	17	1	-	2	-	-	-	7	1	3	-	-	1	-	-	-	-	-	2	-
03 Glogoc	2	-	-	1	-	-	-	-	-	-	1	-	-	-	-	-	-	-	-	-
04 Gjilan	3	-	-	-	-	-	-	-	1	1	-	-	-	-	-	-	-	-	-	1
05 Dragash	-	-	-	-	-	-	-	-	-	-	-	-	-	-	-	-	-	-	-	-
06 Istog	1	-	-	-	-	-	-	-	-	-	-	-	-	-	-	-	-	-	-	1
07 Kaçanik	-	-	-	-	-	-	-	-	-	-	-	-	-	-	-	-	-	-	-	-
08 Klinë	1	-	-	-	-	-	-	-	-	-	1	-	-	-	-	-	-	-	-	-
09 F.Kosovë	2	-	-	-	-	-	-	2	-	-	-	-	-	-	-	-	-	-	-	-
10 Kamenicë	3	-	-	-	-	-	-	1	-	2	-	-	-	-	-	-	-	-	-	-
11 Mitrovicë	6	1	-	-	-	-	1	1	1	1	-	-	-	-	-	-	-	-	1	-
12 Leposaviq	-	-	-	-	-	-	-	-	-	-	-	-	-	-	-	-	-	-	-	-
13 Lipjan	1	-	-	-	-	-	1	-	-	-	-	-	-	-	-	-	-	-	-	-
14 Novobërdë	-	-	-	-	-	-	-	-	-	-	-	-	-	-	-	-	-	-	-	-
15 Obiliq	-	-	-	-	-	-	-	-	-	-	-	-	-	-	-	-	-	-	-	-
16 Rahovec	4	1	-	1	-	-	-	1	-	-	-	1	-	-	-	-	-	-	-	-
17 Pejë	2	-	-	-	-	-	1	-	-	-	-	-	-	1	-	-	-	-	-	-
18 Podujevë	6	2	-	-	-	-	-	-	-	1	1	-	-	-	-	-	-	-	-	2
19 Prishtinë	18	-	-	-	-	-	-	10	-	2	1	1	-	-	-	-	-	-	2	2
20 Prizren	15	-	-	3	-	-	-	3	2	3	-	-	1	2	-	-	1	-	-	-
21 Skenderaj	2	-	-	1	-	-	-	1	-	-	-	-	-	-	-	-	-	-	-	-
22 Shtime	-	-	-	-	-	-	-	-	-	-	-	-	-	-	-	-	-	-	-	-
23 Shtërpce	-	-	-	-	-	-	-	-	-	-	-	-	-	-	-	-	-	-	-	-
24 Suharekë	2	-	-	-	-	1	-	-	1	-	-	-	-	-	-	-	-	-	-	-
25 Ferizaj	1	1	-	-	-	-	-	-	-	-	-	-	-	-	-	-	-	-	-	-
26 Viti	2	-	-	1	-	-	-	1	-	-	-	-	-	-	-	-	-	-	-	-
27 Vushtrri	1	-	-	-	-	-	-	-	-	1	-	-	-	-	-	-	-	-	-	-
28 Zubin Potok	-	-	-	-	-	-	-	-	-	-	-	-	-	-	-	-	-	-	-	-
29 Zveçan	-	-	-	-	-	-	-	-	-	-	-	-	-	-	-	-	-	-	-	-
30 Malishevë	3	-	-	-	-	-	1	-	-	1	-	1	-	-	-	-	-	-	-	-
31 Juniku	-	-	-	-	-	-	-	-	-	-	-	-	-	-	-	-	-	-	-	-
32 Mamushë	-	-	-	-	-	-	-	-	-	-	-	-	-	-	-	-	-	-	-	-
33 Hani i Elezit	-	-	-	-	-	-	-	-	-	-	-	-	-	-	-	-	-	-	-	-
34 Graçanica	-	-	-	-	-	-	-	-	-	-	-	-	-	-	-	-	-	-	-	-
35 Ranillug	-	-	-	-	-	-	-	-	-	-	-	-	-	-	-	-	-	-	-	-
36 Partesh	-	-	-	-	-	-	-	-	-	-	-	-	-	-	-	-	-	-	-	-
37 Klokot	-	-	-	-	-	-	-	-	-	-	-	-	-	-	-	-	-	-	-	-
38 Northn. Mmitrovica	-	-	-	-	-	-	-	-	-	-	-	-	-	-	-	-	-	-	-	-

¹ Data on the number of terminated enterprises for this quarter are preliminary data.

Kosovo Agency of Statistics

short description

Kosovo Agency of Statistics is a professional institution which deals with collection, processing and publication of official statistical data. As such acts since 1948 and has passed through several historical stages, structured according to state regulation of those times.

On 2 August 1999, the Agency has resumed his professional work (after nine years of interruption of all statistical series detrimental to the interest of Kosovo), as an independent institution under the Ministry of Public Administration. Since 12.12.2011 the Agency operates in the frames of the Prime Minister's Office. Office is funded by the Kosovo Consolidated Budget, but also by donors for specific projects and for technical professional support.

Kosovo Agency of Statistics acts according to the Law No. 04/L-036 which entered into force on 12.12.2011. Programme of Official Statistics 2013/2017 is in implementation for the development of statistical system in correlation with the European Union statistics (EUROSTAT).

Kosovo Agency of Statistics has this organizational structure: production departments; (Department of Economic statistics and National Accounts, Department of Agriculture and Environment statistics and Department of Social statistics. **Support Departments**; Department of Methodology and Information Technology, Department of Policy Planning, Coordination and Communication, Department of Census and survey and Department of Administration. **Within the Agency are also established Regional Offices**; Gjakove, Gjilan, Mitrovica, Peja, Prizren, Pristina and Ferizaj

In KAS are employed in total 147 workers, of whom 100 (68,0 %) at the headquarters of the Agency, while in the Regional Offices, 47 (32,0%). Agency's educational qualifying structure is as follows: 73,5% with university education, 13,6% with with non-tertiary education, and 12.9% with secondary education.

We have professional and technical cooperation with all Ministries of the Government of Kosovo, especially with the Ministry of Economy and Finance, Central Bank of Kosovo, with international institutions, EUROSTAT, International Monetary Fund, World Bank, Sweden's SIDA, DFID, UNFPA, UNDP, UNVEF, and with the statistical institutions of the countries in the region.

Kosovo Agency of Statistics almost completely covers the territory of Kosovo, based on the statistical structure of the enumeration areas as the basic unit and sole in the country from which it gets first hand information. All surveys conducted in the field use the extension of the samples in these enumeration areas but also a statistical methodology according to international recommendations. During the collection of statistical data and reports from reporting entities are involved professionals, technicians, administrators, servants of the country offices, field enumerators from regional offices, etc.

In 2011, the project of Population Census , Households and Dwellings was successfully implemented, and in 2014 was successfully carried out the Agriculture Census. The result obtained from these censuses will have an important role in the development policies.

The mission of the Agency; to meet the needs of users with qualitative statistical data, objective, in time and space so that users have reliable base to conduct regular analysis in the interest of planning and project development at the municipal and country level. To support government institutions, scientific institutes, research academies, businesses in order to provide proper information for decision-makers and other users in Kosovo.

- **Address: KOSOVO AGENCY OF STATISTICS**
Street. "Zenel Salihu", No. 4, 10000 Pristina
- **Telephone:** +383 (0) 38 200 31 129
CEO: +383 (0) 38 200 31 112
- **Fax::** +383 (0) 38 235 033
- **E-mail:** infoask@rks-gov.net
- **Web:** <http://ask.rks-gov.net>