



Republika e Kosovës
Republika Kosova-Republic of Kosovo
Qeveria - Vlada - Government
Zyra e Kryeministrit -Ured Premijera -Office of the Prime Minister
Agjencia e Statistikave të Kosovës - Agencija za Statistike Kosova - Kosovo Agency of Statistics

Series 5: Social Statistics

Culture Statistics 2017





Republika e Kosovës
Republika Kosova-Republic of Kosovo
Qeveria - Vlada - Government
Zyra e Kryeministrit -Ured Premijera -Office of the Prime Minister
Agjencia e Statistikave të Kosovës - Agencija za Statistike Kosova - Kosovo Agency of Statistics

Series 5: Social Statistics

Culture Statistics 2017



Publisher: Kosovo Agency of Statistics (KAS)

Publication date: October, 2018

© - Kosovo Agency of Statistics

Reproduction is authorized when source is indicated

More information is available on Internet

<http://ask.rks-gov.net/>

Foreword

Publication of Culture Statistics in 2017 is the thirteenth consecutive edition released by the Kosovo Agency of Statistics (KAS), namely the Department of Social Statistics (DSS).

Data sources for statistics of culture are Departments of Culture, Youth and Sport offices at the municipal level.

This publication provides statistical data for year of 2017 related to cultural activities of theatres, houses of culture, galleries, cinemas, museums, libraries, ballet, philharmonic-opera, ensemble, children's cultural center, and provides data on the number of employees in these institutions.

For data collection was used questionnaire for culture.

We welcome comments, suggestions or remarks that will contribute to the quality of the publication in the future, at the address social@rks-gov.net.

KAS thanks the Ministry of Culture, Youth, Sport and Non-Resident Affairs and the Departments of Culture, Youth, Sport and Non-Resident Affairs at the municipal level which unhesitatingly collaborated with the KAS staff.

Avni Kastrati - Director of the Department of Social Statistics

This publication was prepared by:

Naime Rexhepi – Head of the Division of Social Statistics

Laureta Haziri - Officer for Statistics of Sport and Culture

Mr. Ahmet Cakolli - Design Officer

Prishtina, October 2018

Chief Executive Officer, KAS
Isa Krasniqi

List of abbreviations and symbols

- KAS - Kosovo Agency of Statistics
MCYS - Ministry of Culture, Youth and Sports
- - No occurrence
: - Data not available

List of contents

	Page
Brief description of cultural institutions	4
1.1. Activities of houses of culture	5
1.2. Activities of the National Professional Theater	8
1.3. Activities of the Children's Theater – Dodona ¹	8
1.4. Activities of the Theater - ODA ²	9
1.5. Activities of Art galleries	9
1.6. Activities of cinemas ³	11
1.7. Activities of museums and museum houses	13
1.8. Activities of libraries	15
1.9. Activities of the Philharmonic Opera of Kosovo	17
1.10. Activities of Ballet of Kosovo	17
1.11. Activities of the ‘Shota’ Ensemble and the Children's Cultural Center	18

Brief description of cultural institutions

For better recognition of the most important institutions of culture and art, below is a brief description of their value and activity.

Theatre: Is a public or private cultural institution that deals with the preparation, organization and realization of theatrical and other stage performances.

Gallery: The National Gallery of Kosovo is a publicly owned institution and is registered in the central register of the institutions of the Ministry of Culture.

Cinema: Is the place where the different movies are performed, cinemas have rooms or halls that can be enclosed space or open, or can be mobile.

Library: Is a cultural, educational and informational institution that collect, preserve, process and make available its collections to users, provides free access to information on whatever forms that are deposited.

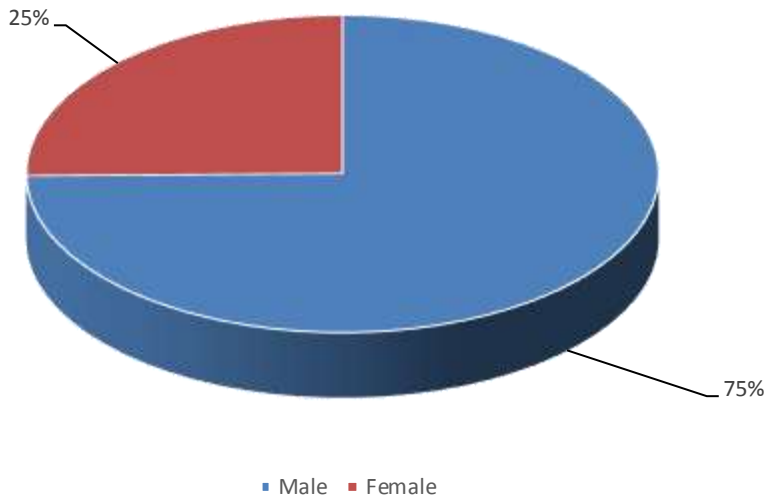
Museum: Is a non-profit institution and open to the public to research, preserve, collect, communicate and exhibit movable heritage for the purposes of studying, educating and enjoying in the service of society and its development.

Philharmonic, Opera, Ballet of Kosovo: Encourages, develops, advances, releases and promotes national and international artistic creativity through shows and concerts.

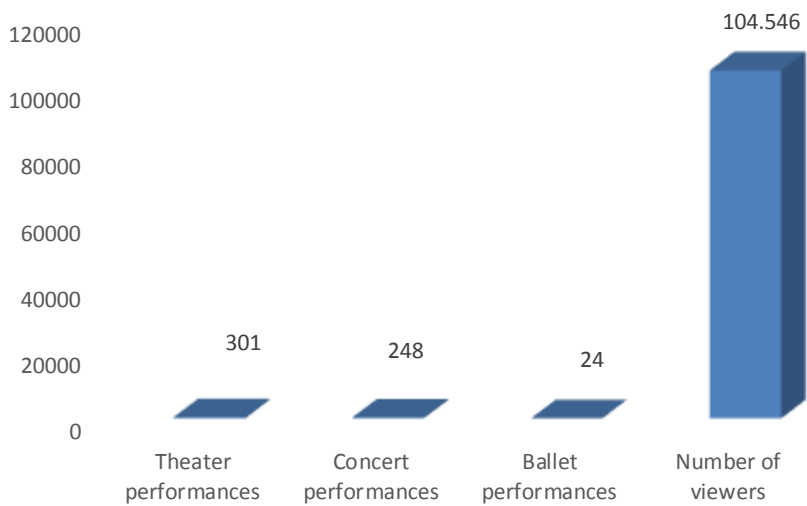
1.1. Activities of houses of culture

Municipality	Activities of theaters							Activities of cinemas				Activities of galleries	
	Number of seats	Number of theatrical performances and reruns	Number of concert performances	Number of ballet performances	Number of viewers	Number of professional workers	Female	Number of movies	Domestic movies	Foreign movies	Number of viewers	Number of exhibits	Number of visitors
Deçan	460	4	9	-	4.070	1	-	7	2	5	2.930	4	400
Gjakovë	680	23	21	3	11.800	6	2	-	-	-	-	-	-
Glogovac	360	-	8	-	2.400	3	-	-	-	-	-	-	-
Gjilan	296	11	3	4	3.200	3	-	3	-	3	912	12	1.300
Dragash	-	-	-	-	-	-	-	-	-	-	-	-	-
Istog	-	-	-	-	-	-	-	-	-	-	-	-	-
Kaçanik	530	-	7	-	3.100	8	2	-	-	-	-	6	530
Klinë	257	8	7	-	2.600	2	-	-	-	-	-	5	500
Fushë Kosovë	250	3	3	-	500	1	-	-	-	-	-	-	-
Kamenicë	512	-	-	-	-	2	1	-	-	-	-	2	210
Mitrovicë	383	8	20	1	6.284	10	4	2	1	1	200	4	730
Leposaviq	-	-	-	-	-	-	-	-	-	-	-	-	-
Lipjan	-	-	-	-	-	-	-	-	-	-	-	-	-
Novobërdë	-	-	-	-	-	-	-	-	-	-	-	-	-
Obiliq	100	7	-	-	500	6	-	-	-	-	-	-	-
Rahovec	340	4	20	-	1.000	3	-	5	3	2	400	10	300
Pejë	286	31	9	6	7.472	5	1	-	-	-	-	-	-
Podujevë	350	25	6	1	2.300	4	-	4	2	2	1.200	4	800
Prishtinë	-	-	-	-	-	-	-	-	-	-	-	-	-
Prizren	395	26	77	3	32.110	6	1	-	-	-	-	4	300
Skenderaj	500	6	4	-	1.850	11	3	4	1	3	680	-	-
Shtime	285	9	4	-	2.100	1	-	-	-	-	-	-	-
Shtërpcë	342	20	-	-	220	1	-	30	20	10	340	-	-
Suharekë	400	8	10	-	2.000	1	-	-	-	-	-	10	380
Ferizaj	266	41	10	1	10.000	2	1	50	10	40	500	12	350
Viti	466	5	2	-	700	2	-	6	6	-	1.650	6	670
Vushtrri	409	12	10	5	1.500	4	-	-	-	-	-	5	800
Zubin Potok	259	2	5	-	600	3	1	30	18	12	2.800	6	400
Zveqan	560	-	-	-	-	3	2	45	11	34	8.955	10	1.175
Malishevë	480	1	3	-	940	2	-	-	-	-	-	1	200
Junik	-	-	-	-	-	-	-	-	-	-	-	-	-
Mamushë	-	-	-	-	-	-	-	-	-	-	-	-	-
Hani i Elezit	222	-	10	-	1.800	2	2	1	1	-	220	-	-
Graçanicë	333	22	-	-	1.700	6	3	-	-	-	-	10	150
Ranillug	224	20	-	-	3.600	3	1	-	-	-	-	-	-
Partesh	-	-	-	-	-	-	-	-	-	-	-	-	-
Kllokot	-	-	-	-	-	-	-	-	-	-	-	-	-
Northern Mitrovica	100	5	-	-	200	10	4	10	5	5	200	1	200
Total 2017	10.045	301	248	24	104.546	111	28	197	80	117	20.987	112	9.395
Total 2016	10.131	280	204	17	65.262	123	29	281	94	187	20.225	121	9.540

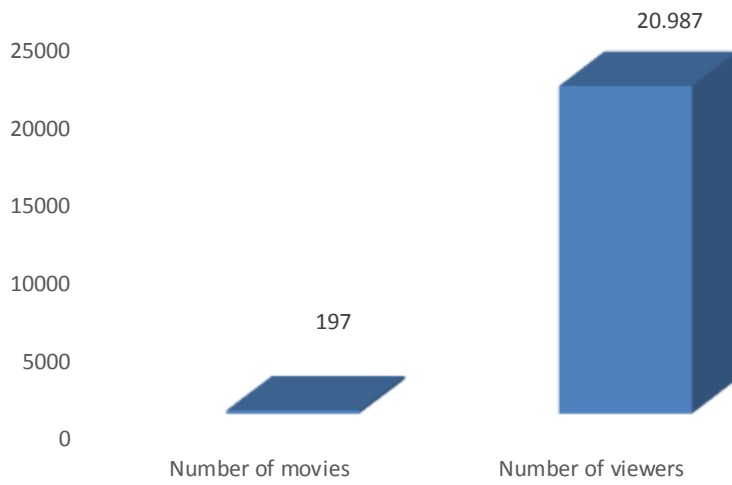
Graph 1: Structure of employees in houses of culture by gender, in%



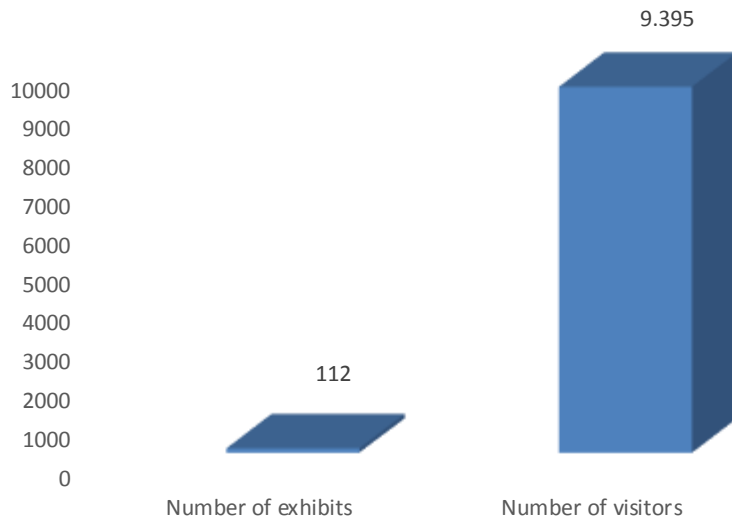
Graph 2: Number of performances and viewers in houses of culture by type of activity



Graph 3: Number of films and number of viewers in houses of culture



Graph 4: Number of exhibits and number of visitors in houses of culture



1.2. Activities of the National Professional Theater

Municipality	Number of seats	Number of theatrical performances and reruns	Number of concert performances	Number of viewers	Number of professional workers	Female
Prishtina	320	161	1	15.175	70	30
Total 2017	320	161	1	15.175	70	30
Total 2016	320	137	3	15.320	69	32

1.3. Activities of the Children's Theater – Dodona¹

Municipality	Number of seats	Number of theater performances	Number of concert performances	Number of ballet performances	Number of viewers	Number of professional workers	Female
Prishtina	116	102	-	-	5.876	18	3
Total 2017	116	102	0	0	5.876	18	3
Total 2016	105	253	8	1	25.540	17	3

¹ This change in the DODONA Theater is due to renovations for the period July - November 2017.

1.4. Activities of the Theater - ODA²

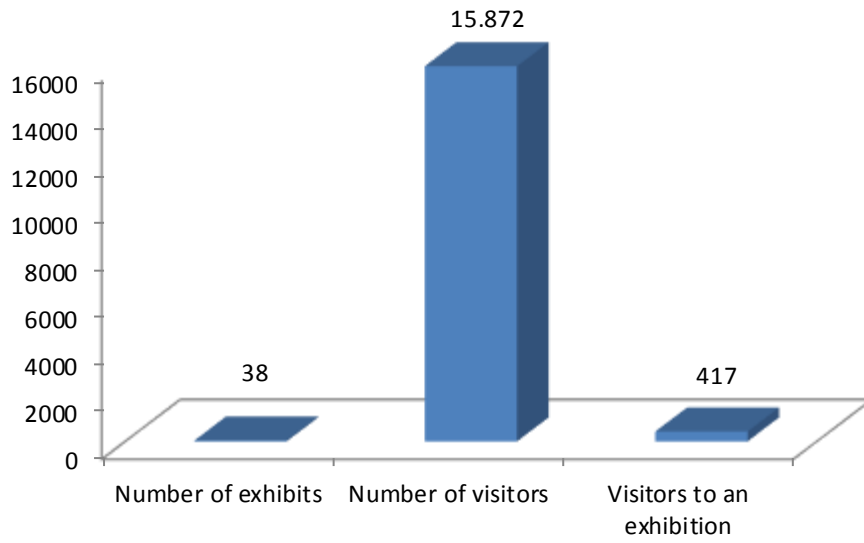
Municipality	Number of seats	Number of theatrical performances and reruns	Number of concert performances	Number of ballet performances	Number of viewers	Number of professional workers	Female
Prishtina	200	43	20	4	8.243	69	42
Total 2017	200	43	20	4	8.243	69	42
Total 2016	200	80	11	2	25.461	31	12

² The number of performances at the ODA Theater has been reduced and this is due to the decline in viewership.

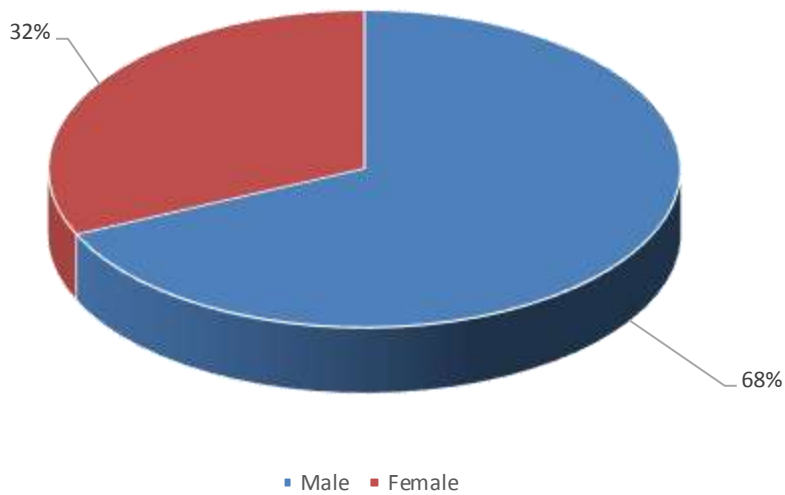
1.5. Activities of Art galleries

Municipality	Number of galleries	Number of exhibits	Number of visitors	Number of employees	Female
Peja	1	13	900	2	1
Prishtina	2	25	14.972	20	6
Total 2017	3	38	15.872	22	7
Total 2016	3	32	14.582	18	5

Graph 5: Number of exhibitions and number of visitors in art galleries



Graph 6: Structure of employees in art galleries by gender, in%

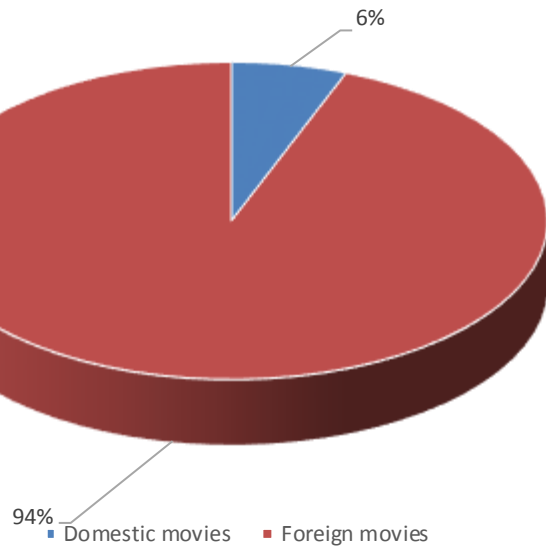


1.6. Activities of cinemas³

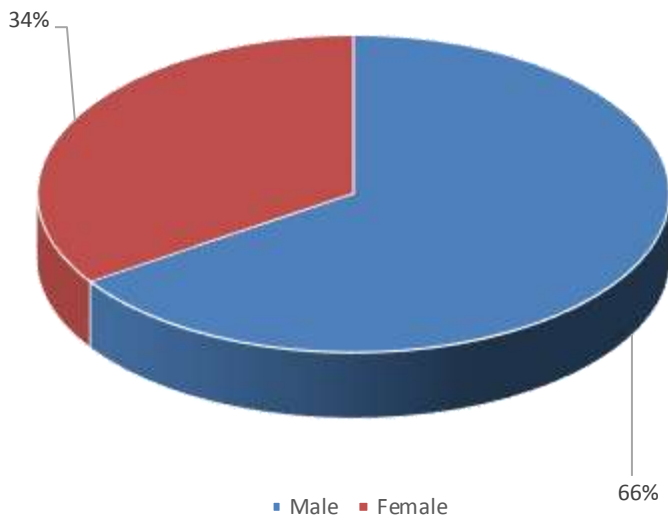
Municipality	Number of cinemas	Number of mobile cinemas	Number of halls	Number of seats	Number of movies	Number of movie show days a week	Domestic movies	Foreign movies	Number of viewers	Number of employees	Female
ABC	1	-	1	215	72	4	5	67	10.791	17	8
CINEPLEXX	1	-	6	843	181	7	2	179	338.963	21	8
DOKU-KINO - DOKUFEST	1	9	10	2.265	323	7	27	296	21.554	26	6
Total 2017	3	9	17	3.323	576	18	34	542	371.308	64	22
Total 2016	2	8	10	2.165	369	9	45	324	61.558	46	14

³ The difference in the activities of cinemas is due to the increase in the number of cinemas (CINEPLEXX) and the increase of the cinema-halls from 10 to 17.

Graph 7: Performance of domestic and foreign movies in cinemas, in%



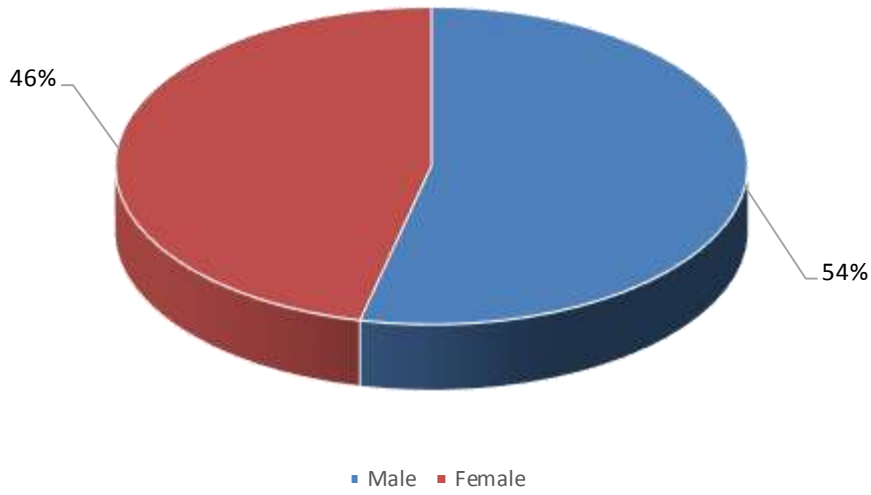
Graph 8: Structure of employees in cinemas by gender, in%



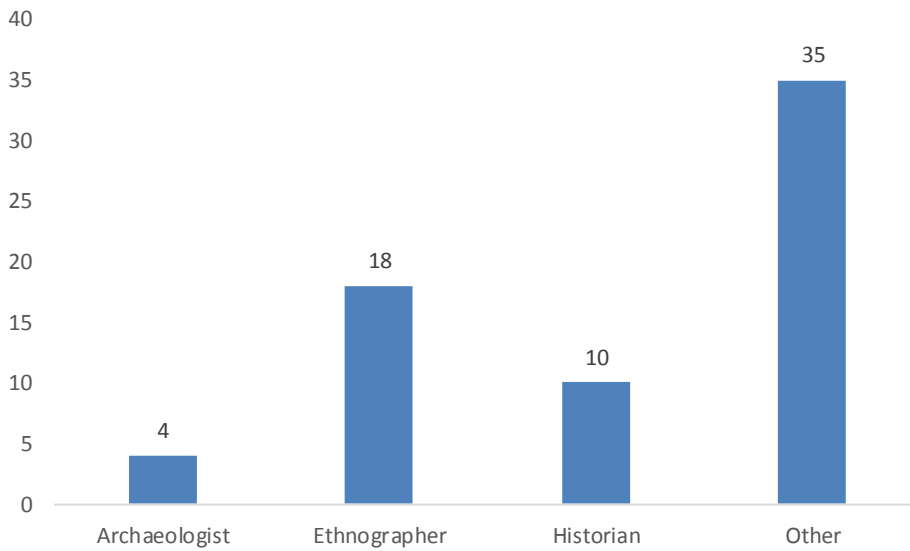
1.7. Activities of museums and museum houses

Municipality	Number of museums	Number of museum houses	Number of visitors	Total workers	Female	Archaeologist	Female	Ethnographer	Female	Historian	Female	Other workers	Female
Deçan	1	11	7.310	2	-	-	-	-	-	1	-	1	-
Gjakovë	4	1	2.360	3	1	1	-	-	-	1	-	1	1
Glllogovc	-	-	-	-	-	-	-	-	-	-	-	-	-
Gjilan	2	7	3.000	1	-	-	-	-	-	-	-	1	-
Dragash	1	-	100	1	-	-	-	-	-	-	-	-	-
Istog	1	1	1.400	2	-	1	-	-	-	-	-	-	-
Kaçanik	-	2	750	-	-	-	-	-	-	-	-	-	-
Klinë	-	1	800	-	-	-	-	-	-	-	-	-	-
Fushë Kosovë	1	-	500	-	-	-	-	-	-	-	-	-	-
Kamenicë	1	-	430	-	-	-	-	-	-	-	-	-	-
Mitrovicë	1	-	2.107	9	3	-	-	1	-	2	1	6	2
Leposaviq	-	-	-	-	-	-	-	-	-	-	-	-	-
Lipjan	-	-	-	-	-	-	-	-	-	-	-	-	-
Novobërdë	-	-	-	-	-	-	-	-	-	-	-	-	-
Obiliq	-	-	-	-	-	-	-	-	-	-	-	-	-
Rahovec	1	4	200	1	-	-	-	-	-	1	-	-	-
Pejë	1	1	1.497	2	1	-	-	2	1	-	-	-	-
Podujevë	-	3	3.000	-	-	-	-	-	-	-	-	-	-
Prishtinë	1	-	17.145	24	19	1	-	10	6	3	-	10	13
Prizren	3	1	11.407	14	5	1	-	2	2	1	-	10	3
Skenderaj	1	4	6.500	1	1	-	-	1	1	-	-	-	-
Shtime	1	-	879	1	1	-	-	-	-	-	-	1	1
Shtërpcë	-	-	-	-	-	-	-	-	-	-	-	-	-
Suharekë	1	2	60	1	-	-	-	-	-	-	-	1	-
Ferizaj	1	-	6.000	1	-	-	-	-	-	1	-	-	-
Viti	-	2	200	2	-	-	-	-	-	-	-	2	-
Vushtrri	1	1	2.000	2	1	-	-	1	1	-	-	1	-
Zubin Potok	1	-	260	1	-	-	-	1	-	-	-	-	-
Zveqan	-	-	-	-	-	-	-	-	-	-	-	-	-
Malishevë	1	1	1.580	1	-	-	-	-	-	-	-	1	-
Junik	1	1	1.000	-	-	-	-	-	-	-	-	-	-
Mamushë	-	-	-	-	-	-	-	-	-	-	-	-	-
Hani i Elezit	-	-	-	-	-	-	-	-	-	-	-	-	-
Graçanicë	-	-	-	-	-	-	-	-	-	-	-	-	-
Ranillug	-	-	-	-	-	-	-	-	-	-	-	-	-
Partesh	-	3	850	-	-	-	-	-	-	-	-	-	-
Klllokot	-	-	-	-	-	-	-	-	-	-	-	-	-
Northern Mitrovica	-	-	-	-	-	-	-	-	-	-	-	-	-
Total 2017	26	46	71.335	69	32	4	-	18	11	10	1	35	20
Total 2016	27	37	104.935	95	36	3	-	20	11	11	1	60	24

Graph 9: Structure of employees in museums by gender, in%



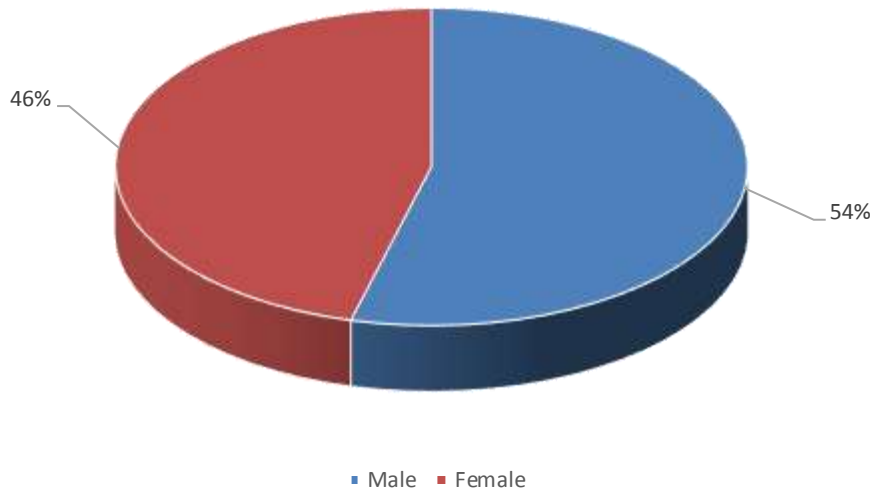
Graph 10: Structure of employees in museums by occupation



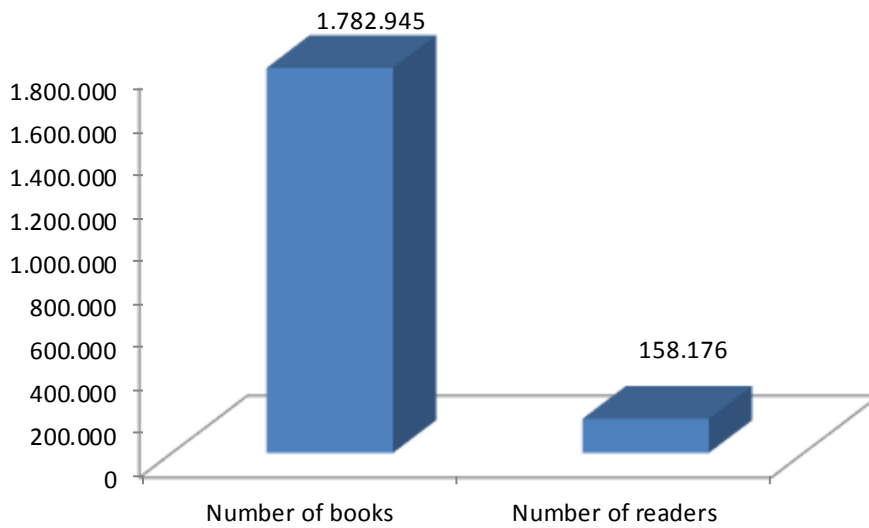
1.8. Activities of libraries

Municipality	Number of libraries	Titles of books entered during the year	The library fund of books	Number of readers	Number of activities	Number of employees	Female	Librarians	Female
Deçan	2	256	2.089	640	-	3	3	3	3
Gjakovë	3	313	53.889	2.300	6	5	1	-	-
Glllogoc	4	421	21.514	1.560	-	4	2	4	2
Gjilan	8	1.833	174.044	3.195	27	20	12	11	6
Dragash	5	1.430	48.518	2.578	-	6	-	5	-
Istog	2	453	21.737	354	-	3	3	3	3
Kaçanik	5	120	39.691	688	-	5	2	5	2
Klinë	1	442	25.833	640	1	3	1	-	-
Fushë Kosovë	1	254	8.452	693	10	2	1	-	-
Kamenicë	5	181	39.791	630	-	5	4	4	3
Mitrovicë	3	1.242	83.309	1.666	6	16	11	11	8
Leposaviq	-	-	-	-	-	-	-	-	-
Lipjan	5	728	67.532	2.591	-	6	2	-	-
Novobërdë	2	100	16.348	2.200	-	2	-	2	-
Obiliq	5	3.300	37.141	2.420	6	6	3	6	3
Rahovec	3	400	5.000	400	5	4	-	-	-
Pejë	3	7.735	37.812	1.630	37	10	10	10	10
Podujevë	1	2.000	26.000	1.860	3	6	3	-	-
Prishtinë	13	6.780	659.673	112.909	171	97	30	64	25
Prizren	4	2.386	110.517	2.841	276	14	8	14	5
Skenderaj	3	763	28.504	590	11	6	2	5	2
Shtime	1	200	10.300	4.503	-	1	-	-	-
Shtërpcë	2	60	12.000	600	-	2	1	2	1
Suharekë	2	470	17.000	1.333	7	4	3	3	2
Ferizaj	4	1.600	4.598	3.402	8	15	8	9	6
Viti	4	356	48.403	1.496	6	6	4	4	2
Vushtrri	6	300	71.617	1.408	6	8	3	6	2
Zubin Potok	1	300	50.000	1.000	4	6	6	-	-
Zveqan	1	320	9.400	650	-	2	-	2	-
Malishev	1	20	9.804	487	-	2	2	2	2
Junik	1	400	7.200	100	2	1	-	1	-
Mamushë	-	-	-	-	-	-	-	-	-
Hani i Elezit	1	197	5.229	132	-	-	-	1	-
Graçanicë	-	-	-	-	-	-	-	-	-
Ranillug	-	-	-	-	-	-	-	-	-
Partesh	3	300	20.000	180	-	1	1	-	-
Klllokot	-	-	-	-	-	-	-	-	-
Northern Mitrovica	2	100	10.000	500	100	10	3	10	3
Total 2017	107	35.760	1.782.945	158.176	692	281	129	187	90
Total 2016	108	44.264	1.793.073	278.201	609	279	145	188	105

Graph 11: The structure of employees in libraries by gender, in%



Graph 12: Number of books and number of readers in libraries



1.9. Activities of the Philharmonic Opera of Kosovo

Type of activity	Concerts performed		Artistic workers		Administrative employees	
	In the country	Abroad	Male	Female	Male	Female
Orchestra	16	-	27	12	2	3
Choir	4	-	15	24	-	-
Total 2017	20	0	42	36	2	3
Total 2016	24	4	39	38	2	3

1.10. Activities of Ballet of Kosovo

Type of ballet	Total number of performances	Number of premieres	Number of reruns	Number of viewers for a performance	Total number of ballerinas
National professional ballet	58	6	52	350	26
Total 2017	58	6	52	350	26
Total 2016	55	4	51	290	26

1.11. Activities of the 'Shota' Ensemble and the Children's Cultural Center

Type of Ensemble	Number of concerts		Number of competitions		Number of artistic workers		Number of employees	
	In the country	Abroad	In the country	Abroad	Total	Female	Total	Female
Professional Ensemble 'Shota'	16	8	-	2	47	23	58	27
Children's Cultural Center	21	6	-	3	92	130	8	4
Total 2017	37	14	-	5	139	153	66	31
Total 2016	37	6	-	5	265	148	15	7

Cataloging in publication – (CIP)
National Library of Kosovo “Pjetër Bogdani”

008:311(496.51)”2017”

Culture Statistics : 2017 / this publication was prepared by
Naime Rexhepi, Laureta Haziri, Ahmet Cakolli. - Prishtina:
Kosovo Agency of Statistics, 2018. – 18 f. : ilustr. ; 28 cm.

1.Rexhepi, Naime 2.Haziri, Laureta 3.Cakolli, Ahmet

ISBN 978-9951-22-508-3

Kosovo Agency of Statistics

short description

Kosovo Agency of Statistics is a professional institution which deals with collection, processing and publication of official statistical data. As such acts since 1948 and has passed through several historical stages, structured according to state regulation of those times.

On 2 August 1999, the Agency has resumed his professional work (after nine years of interruption of all statistical series detrimental to the interest of Kosovo), as an independent institution under the Ministry of Public Administration. Since 12.12.2011 the Agency operates in the frames of the Prime Minister's Office. Office is funded by the Kosovo Consolidated Budget, but also by donors for specific projects and for technical professional support.

Kosovo Agency of Statistics acts according to the Law No. 04/L-036 which entered into force on 12.12.2011. Programme of Official Statistics 2013/2017 is in implementation for the development of statistical system in correlation with the European Union statistics (EUROSTAT).

Kosovo Agency of Statistics has this organizational structure: production departments; (Department of Economic statistics and National Accounts, Department of Agriculture and Environment statistics and Department of Social statistics. **Support Departments**; Department of Methodology and Information Technology, Department of Policy Planning, Coordination and Communication, Department of Census and survey and Department of Administration. **Within the Agency are also established Regional Offices**; Gjakove, Gjilan, Mitrovica, Peja, Prizren, Pristina and Ferizaj

In KAS are employed in total 147 workers, of whom 100 (68,0 %) at the headquarters of the Agency, while in the Regional Offices, 47 (32,0%). Agency's educational qualifying structure is as follows: 73,5% with university education, 13,6% with with non-tertiary education, and 12.9% with secondary education.

We have professional and technical cooperation with all Ministries of the Government of Kosovo, especially with the Ministry of Economy and Finance, Central Bank of Kosovo, with international institutions, EUROSTAT, International Monetary Fund, World Bank, Sweden's SIDA, DFID, UNFPA, UNDP, UNVEF, and with the statistical institutions of the countries in the region.

Kosovo Agency of Statistics almost completely covers the territory of Kosovo, based on the statistical structure of the enumeration areas as the basic unit and sole in the country from which it gets first hand information. All surveys conducted in the field use the extension of the samples in these enumeration areas but also a statistical methodology according to international recommendations. During the collection of statistical data and reports from reporting entities are involved professionals, technicians, administrators, servants of the country offices, field enumerators from regional offices, etc.

In 2011, the project of Population Census , Households and Dwellings was successfully implemented, and in 2014 was successfully carried out the Agriculture Census. The result obtained from these censuses will have an important role in the development policies.

The mission of the Agency; to meet the needs of users with qualitative statistical data, objective, in time and space so that users have reliable base to conduct regular analysis in the interest of planning and project development at the municipal and country level. To support government institutions, scientific institutes, research academies, businesses in order to provide proper information for decision-makers and other users in Kosovo.

- **Address: KOSOVO AGENCY OF STATISTICS**
Street. "Zenel Salihu", No. 4, 10000 Pristina
- **Telephone:** +383 (0) 38 200 31 129
CEO: +383 (0) 38 200 31 112
- **Fax::** +383 (0) 38 235 033
- **E-mail:** infoask@rks-gov.net
- **Web:** <http://ask.rks-gov.net>

ISBN 978-9951-22-508-3

