



Republika e Kosovës
Republika Kosova-Republic of Kosovo
Qeveria - Vlada - Government
Zyra e Kryeministrit -Ured Premijera -Office of the Prime Minister
Agjencia e Statistikave të Kosovës - Agencija za Statistike Kosova - Kosovo Agency of Statistics

Series 5: Social Statistics

Social Welfare Statistics for (Q1 2012)



ask

AGJENCIA E STATISTIKAVE TË KOSOVËS
AGENCIJA ZA STATISTIKE KOSOVA
KOSOVO AGENCY OF STATISTICS

Foreword

Kosovo Agency of Statistics (KAS) has started to publish data on social welfare in Kosovo since 2002.

In this publication are summarized data for the first quarter of 2012.

The source of these data is the Ministry of Labour and Social Welfare (MLSW) respectively the following departments:

Department of Social Welfare - which provides data for beneficiaries (recipients) of social assistance, data for abandoned children, data on the homes of elderly persons without family care, data on persons with mental disabilities placed in the Institute of Shtime.

Department of Pension Administration - which provides data for basic pensions, paid pension contributions and pensions of persons with special needs.

Department of Families of Martyrs and War Invalids (DFMWI) - which provides data for the families of martyrs and war invalids.

This is the eleventh publication of the KAS, respectfully of the Department of Social Statistics for Welfare Statistics and will serve as a useful reference for all users of statistical data on social welfare.

These data will serve as important data to be familiar with the social environment in Kosovo.

All suggestions, proposals, comments or remarks can be send to electronic address social@rks-gov.net which will contribute to increase the quality of our publication in the future.

Publication was prepared by:

PhD. MAs. Bashkim Bellaqa - Director of the Department of Social Statistics

Naime Pllana - Rexhepi - Chief of the Sector of Other Social Statistics

Officer for design: Ahmet Cakolli

July, 2012

Chief Executive Officer, KAS
Isa Krasniqi

List of abbreviations

KAS	-	Kosovo Agency of Statistics
MLSW	-	Ministry of Labour and Social Welfare
DFMWI	-	Department of Families of Martyrs and War Invalids
Q1	-	First quarter

Content

	Page
Explanation to users	5
Table 1. Basic pensions by months and regions	9
Table 2. Basic pensions according to nationality, gender and total payments.....	10
Table 3. Basic pensions in Q1 2011/2012.....	11
Table 4. Pensions paid contributions by months and regions	12
Table 5. Pensions paid contributions according to nationality, gender and total payments.....	13
Table 6 Pensions paid contributions in Q1 2011/2012.....	14
Table 7. Pensions of persons with special needs by region	15
Tab.8. Pensions of persons with special needs by gender and nationality.....	16
Table 9. Pensions of persons with special needs in Q1 2011/2012.....	17
Tab.10. Users with the pension scheme DFMWI by region	18
Tab.11. DFMWI scheme by age.....	19
Tab.12. DFMWI scheme by nationality.....	20
Tab.13. DFMWI scheme by gender and total payment.....	20
Tab.14. DFMWI scheme in Q1 2011/2012	21
Tab.15. House of elderly persons without family care according to nationality.....	22
Tab.16. House of elderly persons without family care by gender	23
Tab.17. House of elderly persons without family care in Q1 2011/2012.....	24
Tab.18. Persons located in the Institute of Shtime according to nationality.....	25
Tab.19. Persons located in Shtimje Institute by gender	26
Tab.20. Persons located in the Institute of Shtime in the first quarter 2011/2012	27
Tab.21. Abandoned children by regions.....	28
Tab.22. Number of abandoned children in Q1 2011/2012	29
Tab.23. Families that have benefited social assistance by regions	30
Tab.24. Members of households receiving social assistance by regions	31
Tab.25. Families and members of households receiving social assistance benefits by region and total payments	32
Tab.26. The number of families benefiting from social assistance scheme in Q1 2010/2011	34

Explanation to users

Pensions¹

Pensions include four forms of pension: Basic pension and Pension based on individual savings and pensions of persons with special needs (disabilities) and DFMWI pensions scheme (awarded to war invalids and families of martyrs).

Basic pension - means retirement pension paid by the Pension Administration to all permanent residents of Kosovo who have reached retirement age. The amount of the pension is 45 €.

Pension based on individual savings - means a pension that the Kosovo Pension Fund Savings pays to persons of retirement age who meet the Regulation 2005/20 regarding pension contributions. Monthly amount of the pension is 80 €.

Pensions for persons with special needs⁴

Disability pension - means any social security payment made to persons who are deemed with special needs under legislation approved by the Assembly and which governs such a scheme of payments. The amount of the pension is 45€.

War invalids²

I War invalids are divided into several categories depending on the category the rate of payment changes as follows:

Families of martyrs

	358,50€
The family who gave a martyr:	
The family with two martyrs:	428,70€
The family with three martyrs:	463,80€
The family with four martyrs:	498,90€
The family with more than four martyrs:	534,00€

War invalids:

Invalids with body disabilities over 80 %	358,50€
Invalids with body disabilities with 71 – 80 %	330,00€
Invalids with body disabilities with 61-- 70 %	315,00€
Invalids with body disabilities with 51 – 60 %	300,00€
Invalids with body disabilities with 41 – 50 %	285,00€
Invalids with body disabilities with 31 – 40 %	255,00€
Invalids with body disabilities with 20 – 30 %	180,00€

Invalids with custodians

¹ Definition for pensions found in Regulation 2005/20.

⁴ Definition for persons with special needs (disabilities) is taken from: Law no. 2003/15.

² Definition for war invalids found in Law no. 02 / L-2 approved in February 2006.

Custodian for invalid with body injury with over 80%	180,00€
--	---------

Families of the missing in KLA

Family of missing one in KLA	358,00€
Family of missing two in KLA	428,70€
Family of missing three in KLA	463,80€
Family of missing four in KLA	498,90€
Family with more than four missing in KLA	534,00€

Families of war Invalids after the death

Invalid with physical impairment over 80 %	286,80€
Invalid with physical impairment of 71 – 80%	264,00€
Invalid with physical impairment of 61 – 70 %	252,00€
Invalid with physical impairment of 51 – 60 %	240,00€
Invalid with physical impairment of 41 - 50 %	228,00€
Invalid with physical impairment of 31 – 40 %	204,00€
Invalid with physical impairment of 20 – 30 %	144,00€

Families of civilian victims

Family of civilian victim	135,00€
Family of missing civilian	135,00€

Civilian War Invalid

Invalids with physical impairment with over 80 %	122,00€
Invalids with physical impairment of 61 - 80%	109,00€
Invalids with physical impairment of 40 – 60 %	96,00€

Civilian War Invalid with custodian

Custodian for civilian war invalid with physical impairment over 80%	40,10€
--	--------

Families of civilian war invalids after death

Invalids with physical impairment over 80%	98,60€
Invalids with physical impairment of 61 – 80%	88,20€
Invalids with physical impairment 40 – 60 %	77,80€

Civilian war invalids with custodian - Custodian for the invalid with physical impairment by over 80%.

Along with war invalids are included families of war invalids after death (which include spouse and children up to age 18 years, respectively 26 years if you are in school), civil invalids, families of civil invalid after death, families of the martyrs, families of the missing in KLA, families of civilian victims, families of the missing civilians, war invalids guardians and custodians of civil invalids.

Average payment of war invalids is € 193.5 (average taken in March 2012).

Abandoned children³

Abandoned children without parental care is considered any child aged under 18 who is abandoned by parents who for various reasons do not or are not able to perform the duties, responsibilities and parental rights.

Forms of protection for this category of children are: custody, family reunification, family housing, temporary institutional housing and adoption.

House of elderly persons without family care - which is located in Prishtina and placed the elderly who have no family care. In the overall number of these persons enter the data of community homes that are in Skenderaj and Gurakoc.

Special Institute of Shtime - In this institute are placed persons with disabilities in mental development. In the overall number of persons placed in this institute enter the data for community houses which are located in: Shtime, Graqanica, Ferizaj, Vushtrri, Dardana and Deçan and a home for children with disabilities in mental development located in Shtime.

Social assistance scheme⁵

Social assistance scheme provides temporary financial assistance to families who are poor and are selected in accordance with the criteria set forth in the law and within the resources allocated for this purpose by the Kosovo Budget.

Eligible family - is composed of those persons whose needs are considered in determining eligibility and the amount of assistance, and defined as consisting of the applicant or recipient and all other family members, who are in the household (his/her spouse or partners who live together, parents and children, including adopted children, children in foster care or children of the spouse. Therefore, the family may be made by the applicant or recipient and one, two, three or more members living in the household. An individual with no other family members in the household, according to this law, is considered a family.

Household - defined as a group of individuals living together under one roof and sharing living expenses. Under this law household may include persons who are not family members.

Orphan - defined as a child both of whose parents have died or who was born to a single parent (self-feeder) who died.

Single parent - defined as the parent or legal guardian of a child up to the age of eighteen (18), who lives with the child and is solely legally and financially responsible to a child.

Dependent person – is defined as an individual who belongs to one of the following groups: persons over the age of eighteen (18) and who have serious flaws and permanently disabled that make him/her unable to work in rewarding job, persons who are sixty-five (65) years of age or older, permanent caregivers of persons with disabilities or to persons age 65 or older who need permanent care or child under age of 5, persons aged 14 years, persons between the ages of 15 and 18 and who are in regular secondary education, self-nourishing parents with at least one child under the age of 15 years.

³ Definition of abandoned children was taken from: family law and family relations in Kosovo Official Gazzet 10/84. This law applies until the adoption of the new law on the subject.

⁵ Definition of social assistance scheme is taken from Law No. 04/L-096

For social assistance, all family members must be permanent residents in Kosovo and will meet the requirements for classification in one of the following categories:

Families who benefit from social assistance schemes fall into two categories:

a) The first category

A family where all family members are dependents (as defined above the person dependent) and none of them is employed.

The second category

Family with a family member able to work and with at least one child under age of five (5) or who have continuously addressed in care of an orphan under the age of fifteen (15),

All family members for inclusion in the second category must either be dependents (as defined in the dependent person) or be registered as unemployed at the Employment Offices of the Ministry of Labour and Social Welfare.

Monthly standard rate for social assistance is determined by the number of family members and the number of points per member. The height of the point in the euro determines the Ministry of Economy and Finance in cooperation with the Ministry of Labour and Social Welfare.

Family with one (1) member:	40 €
Family with two (2) members	55 €
Family with three (3) members	60 €
Family with four (4) members	65 €
Family with five (5) members	70 €
Family with six (6) members	75 €
Family with seven (7) members	80 €

Table 1. Basic pensions by months and regions

Months	Region							Total
	Gjakovë	Gjilan	Mitrovicë	Pejë	Prizren	Prishtinë	Ferizaj	
January	11.305	15.738	17.291	11.062	18.540	23.085	10.680	107.701
February	11.118	15.459	16.777	11.052	18.118	22.751	10.604	105.879
March	11.227	15.072	16.703	11.161	18.194	22.996	10.501	105.854

Graph. 1 Basic pensions in percentage

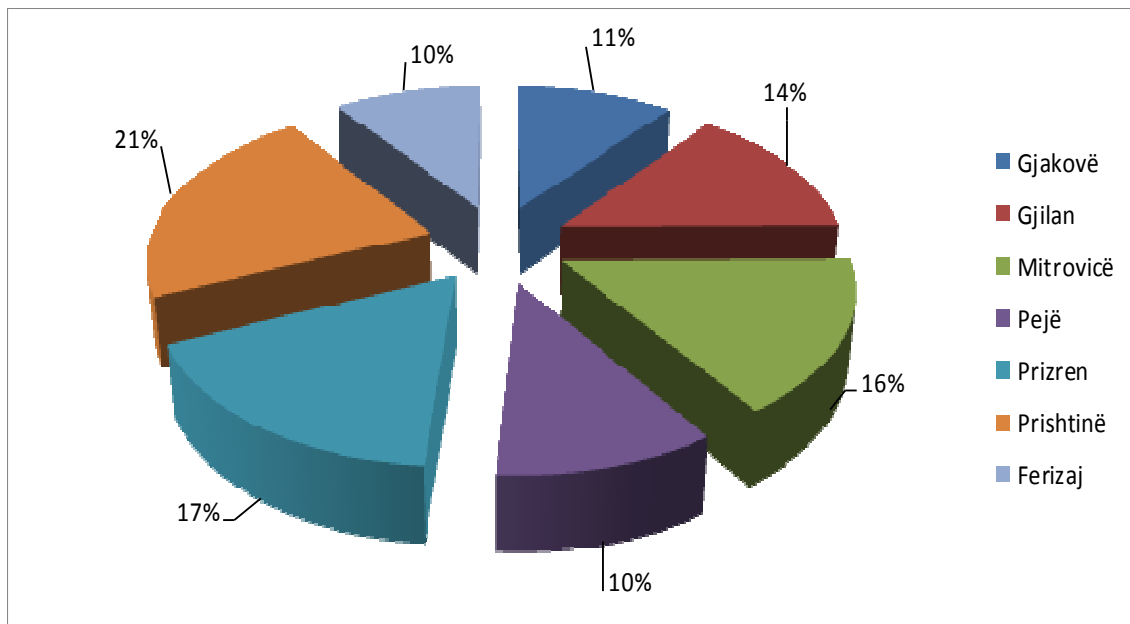


Table 2. Basic pensions according to nationality, gender and total payments

Months	Albanian	Serb	Female	Male	Payment in €
January	83.812	23.889	70.374	37.327	4.956.705,00
February	82.509	23.370	69.139	36.740	4.916.025,00
March	82.386	23.468	69.234	36.620	5.057.910,00

Graph.2 Basic pensions by nationality

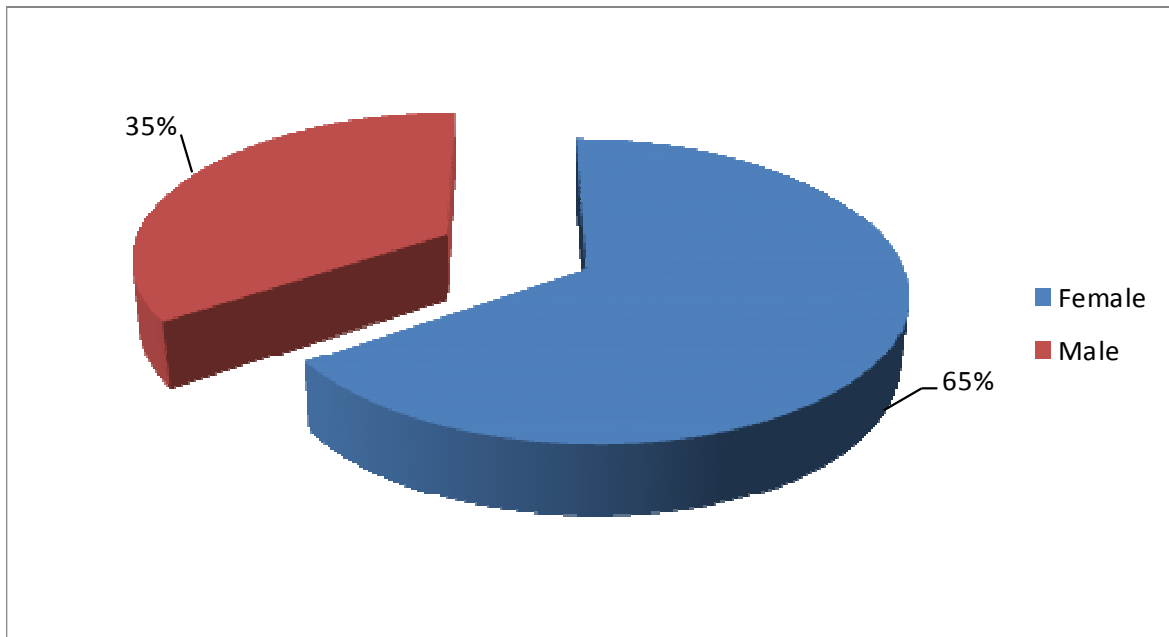


Table 3. Basic pensions in Q1 2011/2012

Months	Years	
	2011	2012
January	110.251	107.701
February	101.657	105.879
March	104.098	105.854

The table above shows that the number of people who benefit from basic pension in Q1 2012 increased by 1,756 or 1.65% expressed as a percentage compared to Q1 2011.

Graph 3. Basic pensions in Q1 2011 -2012

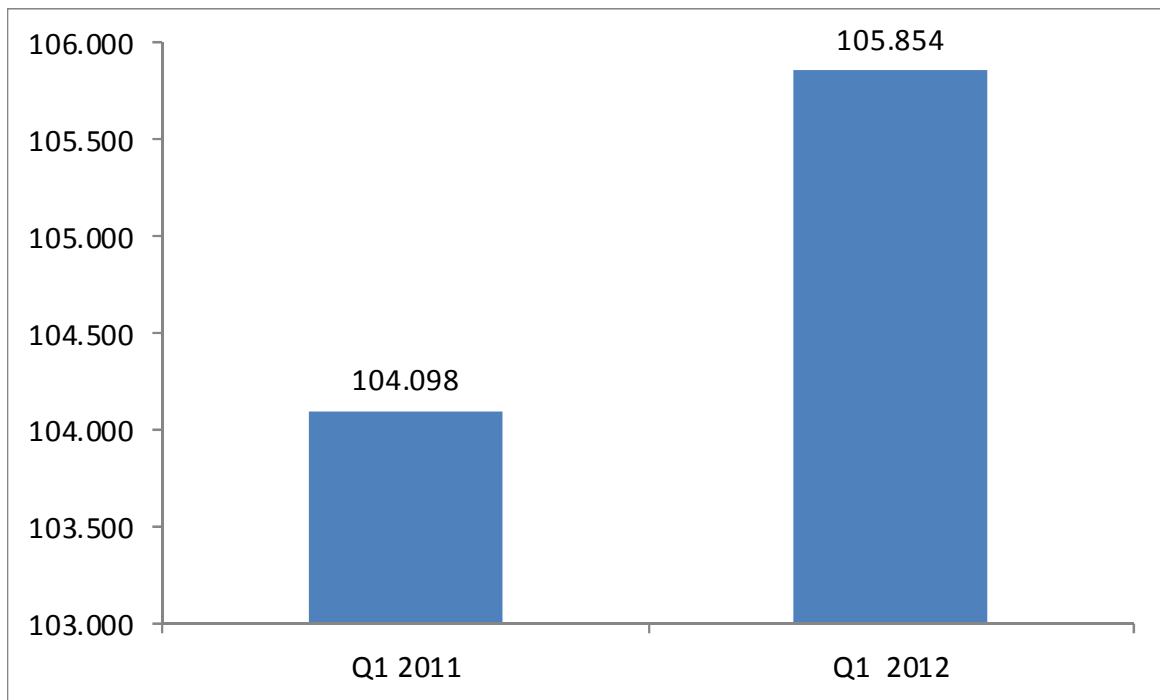


Table 4. Pensions paid contributions by months and regions

Month	Region							Total
	Gjakovë	Gjilan	Mitrovicë	Pejë	Prizren	Prishtinë	Ferizaj	
January	3.675	2.360	5.377	3.323	5.261	10.054	2.574	32.624
February	3.664	2.328	5.292	3.411	5.185	9.953	2.547	32.380
March	3.717	2.358	5.266	3.430	5.229	10.030	2.564	32.594

Graph 4. Pensions paid contributions in percentage

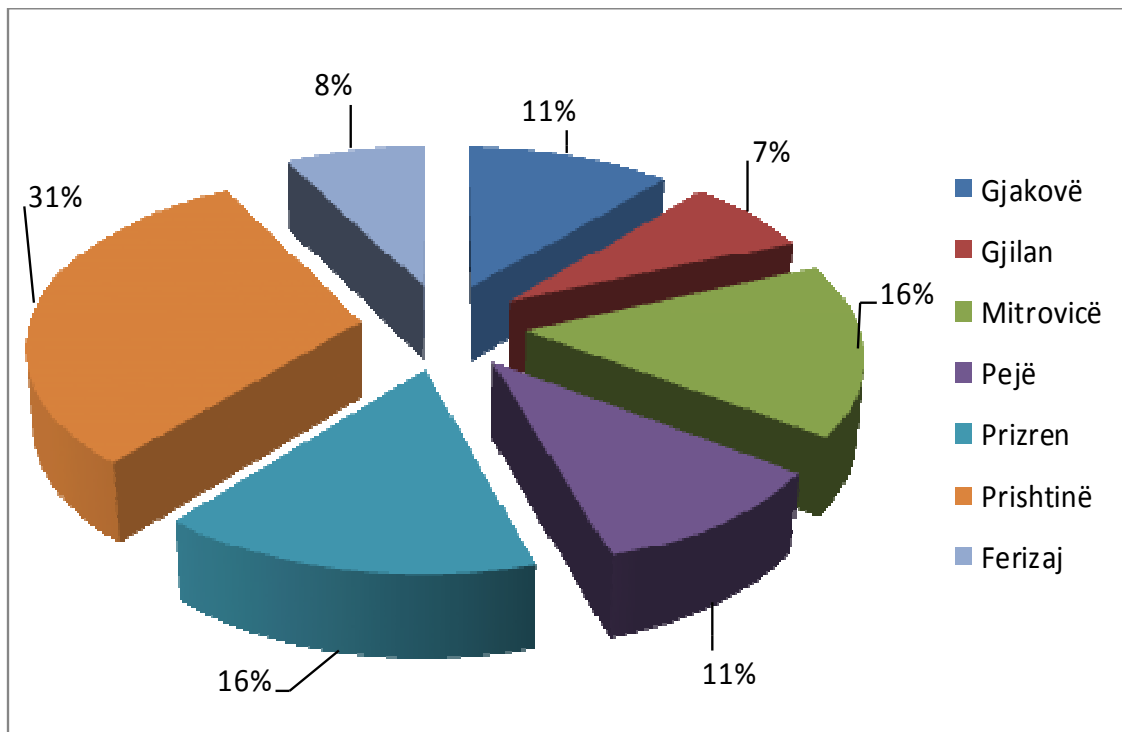


Table 5. Pensions paid contributions according to nationality, gender and total payments

Months	Albanian	Serb	Female	Male	Payment in Euros
January	31.799	825	3.150	29.474	2.678.215,00
February	31.555	825	3.162	29.218	2.666.835,00
March	31.774	820	3.206	29.388	2.725.925,00

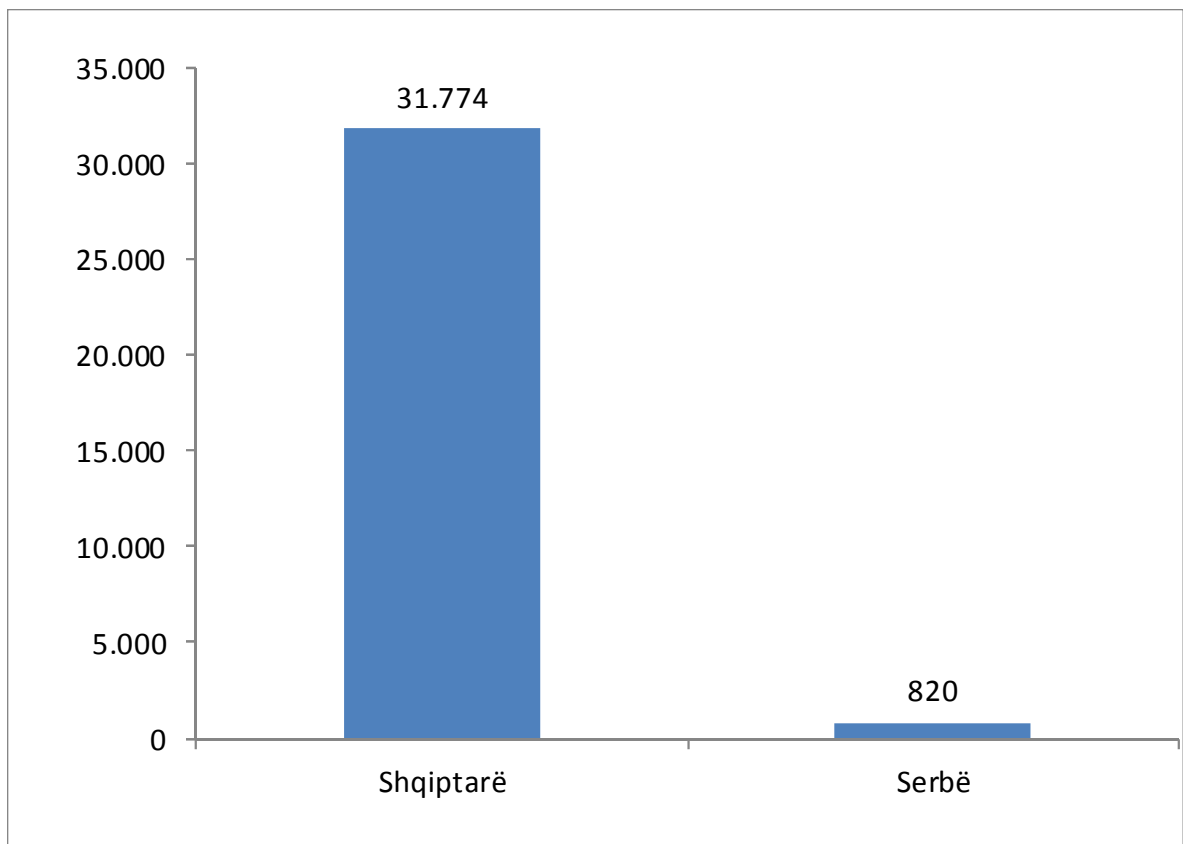
Graph 5. Pensions paid contributions by nationality

Table 6 Pensions paid contributions in Q1 2011/2012

Months	Years	
	2011	2012
January	30.914	32.624
February	29.833	32.380
March	30.805	32.594

The table above shows that the number of people who benefit from pension contributors has grown to 1789 or in percentage 5.5% compared to Q1 2011.

Graph.6. Number of pension contributors in Q1 2011/2012

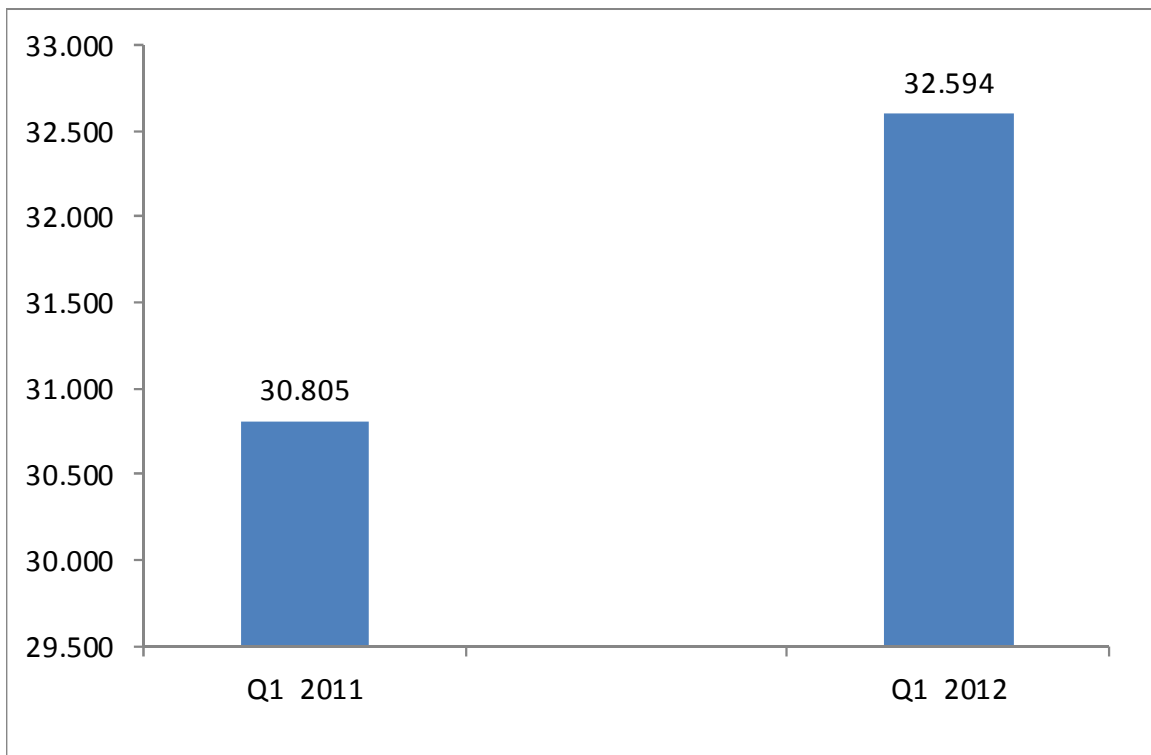
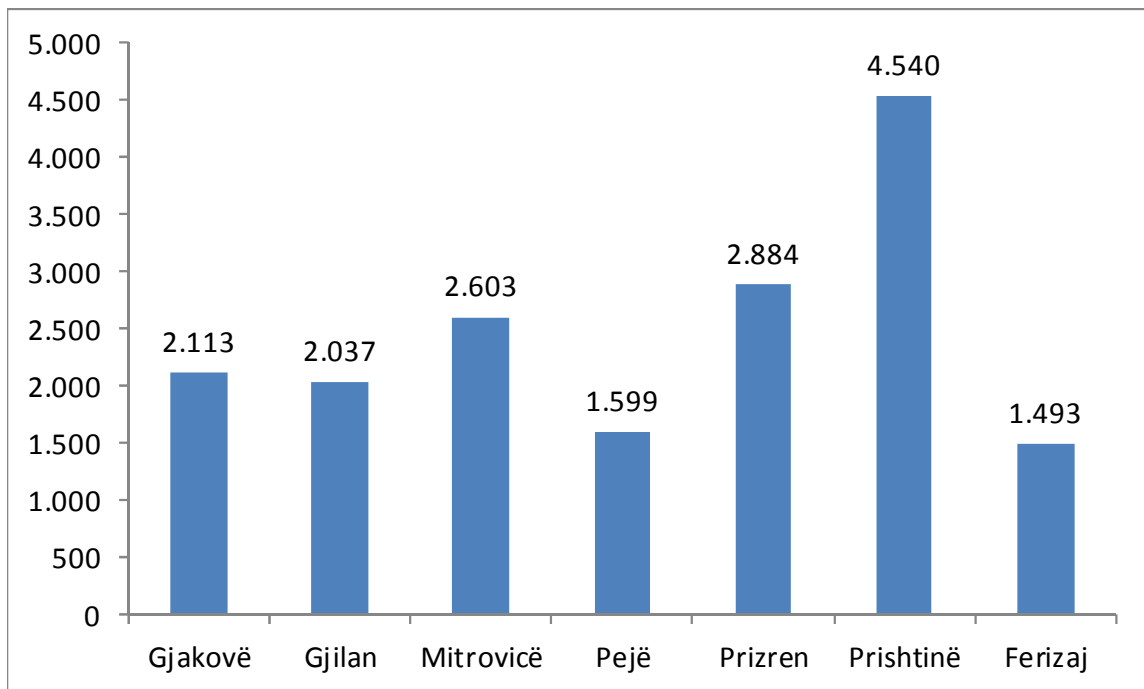


Table 7. Pensions of persons with special needs by region

Months	R e g i o n							Total
	Gjakovë	Gjilan	Mitrovicë	Pejë	Prizren	Prishtinë	Ferizaj	
January	2.132	2.050	2.589	1.622	2.963	4.522	1.506	17.384
February	2.109	2.045	2.596	1.604	2.928	4.507	1.473	17.262
March	2.113	2.037	2.603	1.599	2.884	4.540	1.493	17.269

Graph.7. Pensions of persons with special needs by region

Tab.8. Pensions of persons with special needs by gender and nationality

Months	Albanian	Serb	Female	Male	Payment in €
Janar	16.777	607	8.293	9.091	829.395,00
Shkurt	16.681	581	8.192	9.070	819.450,00
Mars	16.701	568	8.130	9.139	846.180,00

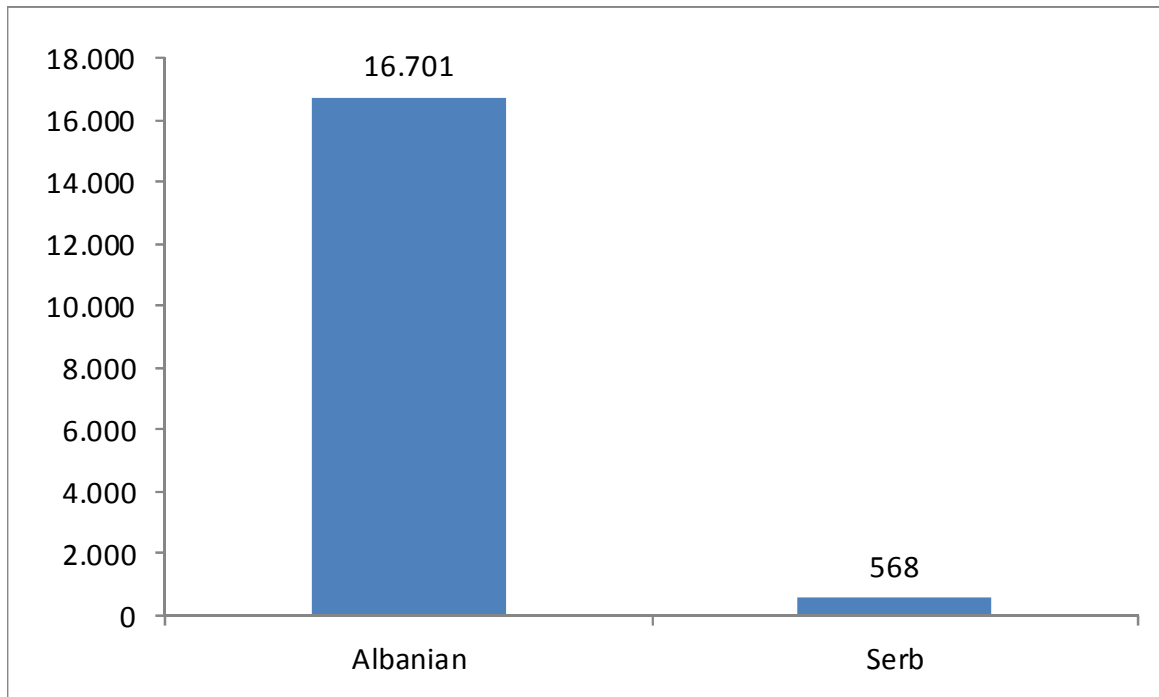
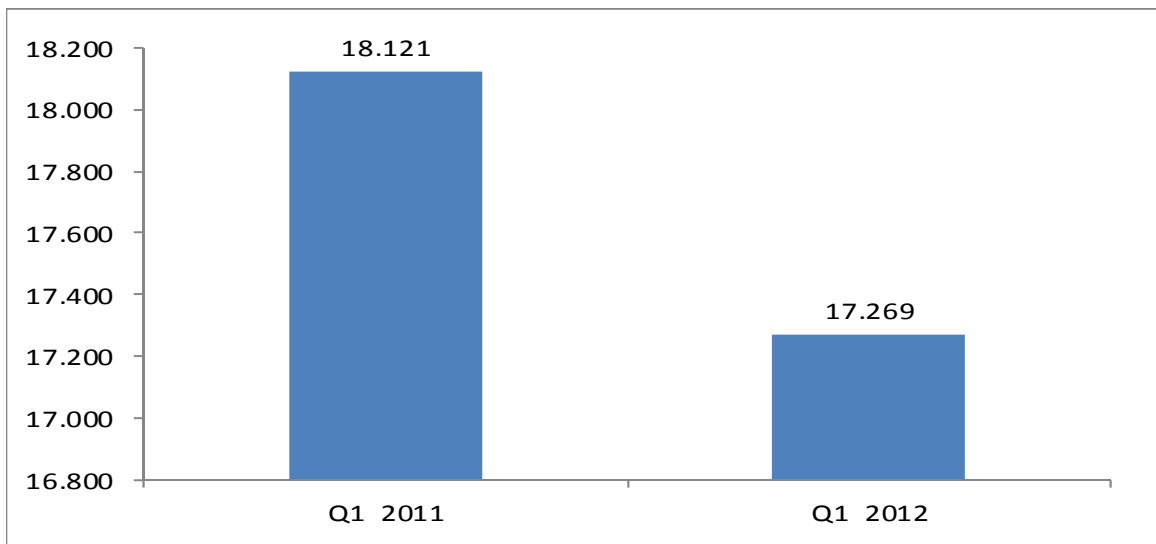
Graph.8. Pensions of persons with disabilities by nationality

Table 9. Pensions of persons with special needs in Q1 2011/2012

Months	Years	
	2011	2012
January	18.361	17.384
February	18.727	17.262
March	18.121	17.269

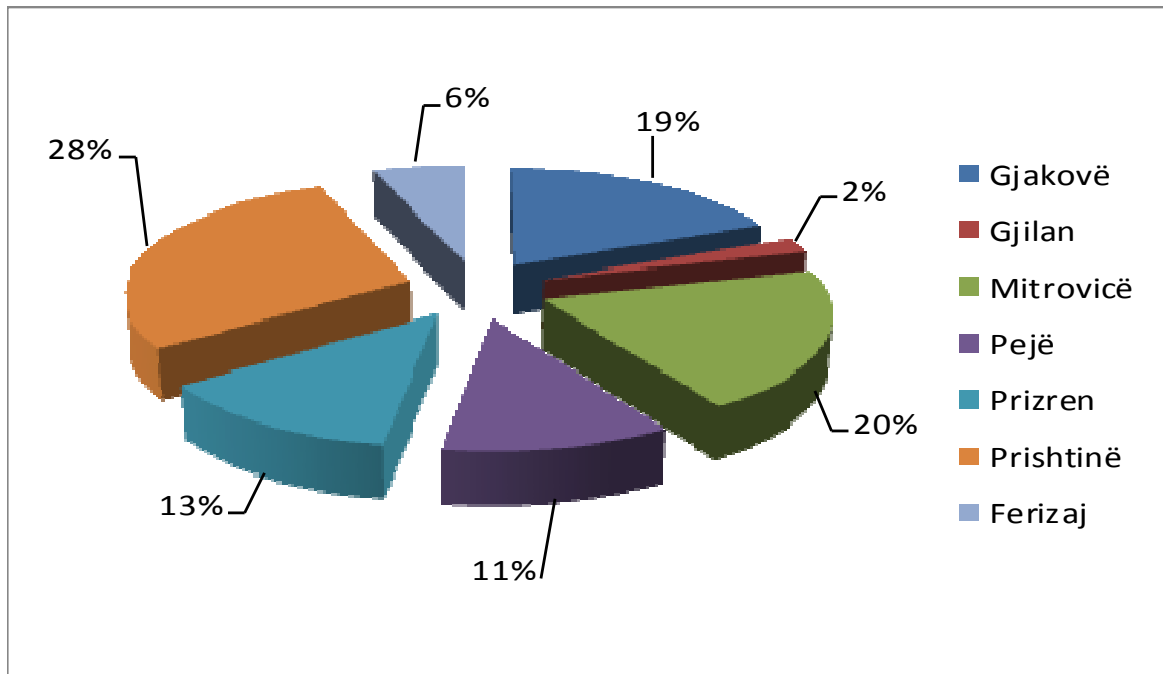
From the table above we note that the number of people who benefit from the pension of persons with special needs is smaller for 852 or expressed in percentage 4.7% compared to Q1 2011.

Graph.9. Number of pensions of persons with special needs in Q1 2011/2012

Tab.10. Users with the pension scheme DFMWI by region

Month	Region							Total
	Gjakovë	Gjilan	Mitrovicë	Pejë	Prizren	Prishtinë	Ferizaj	
January	2.487	276	2638	1532	1726	3694	785	13.138
February	2.129	258	2.387	1.340	1.306	3.194	695	11.309
March	2.405	280	2.592	1.486	1.643	3.704	763	12.873

Graph.10. DFMWI scheme by region



Tab.11. DFMWI scheme by age

Months	Age							Total
	< 18	18 -25	26 - 35	36 - 45	46 - 55	56 - 65	65>	
January	50	261	1.345	3.109	3.018	2.630	2.725	13.138
February	41	205	1.167	2.807	2.624	2.183	2.282	11.309
March	50	256	1.332	3.104	2.956	2.554	2.621	12.873

The largest number of pension scheme DFMWI belong to age 36-45 years with around 3.102.

It is worth mentioning that from the 12,873 people who have benefited from the retirement, of them:

War invalids	3.414
Families of the missing civilians	280
Custodian of civil war invalids	33
Civilian war invalids	2.098
Family of civilian victims	4.853
Families of martyrs of KLA	1.968
Custodian for war invalids	79
Families of the missing KLA	18
Families of war invalids after death	75
Families of civil invalid after death	55

Tab.12. DFMWI scheme by nationality

Month	Albanian		Serb		Total		Total
	F	M	F	M	F	M	
January	6.835	6.257	35	11	6.870	6.268	13.138
February	5.721	5.547	31	10	5.752	5.557	11.309
March	6.604	6.226	32	11	6.636	6.237	12.873

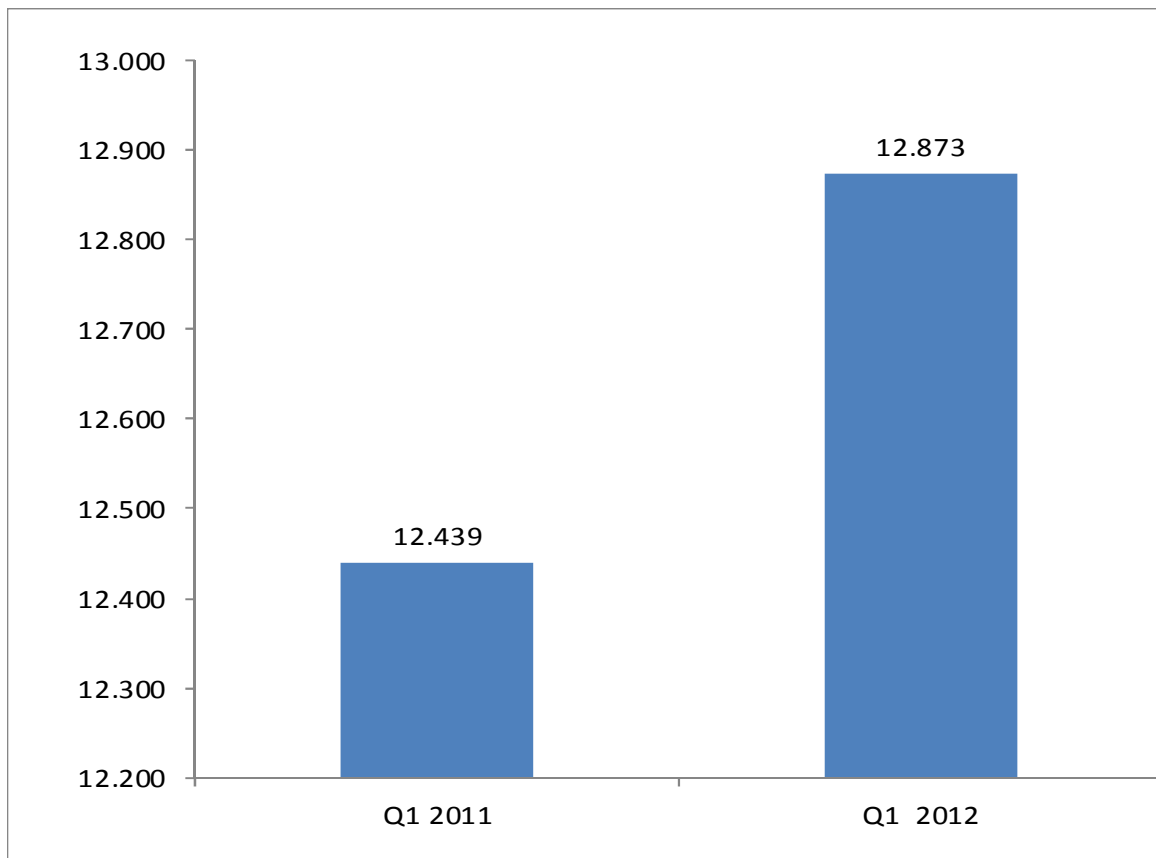
Tab.13. DFMWI scheme by gender and total payment

Month	F	M	Total	Total payment in €
January	6.870	6.268	13.138	2.537.818,91
February	5.752	5.557	11.309	2.227.690,91
March	6.636	6.237	12.873	2.774.507,61

Tab.14. DFMWI scheme in Q1 2011/2012

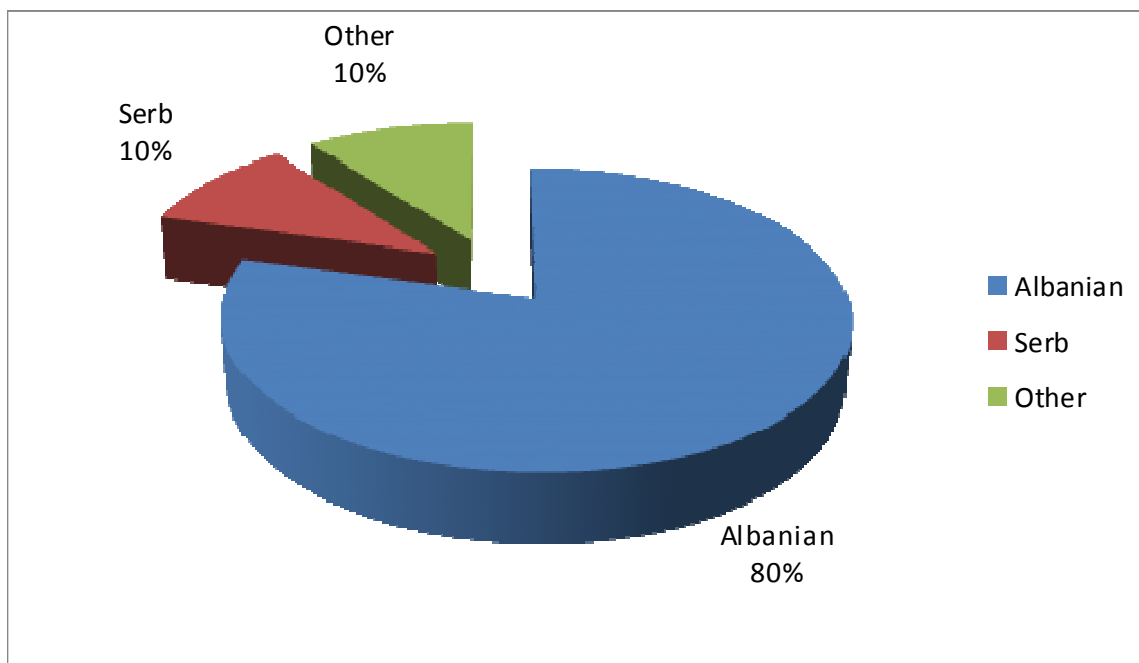
Month	Years	
	2011	2012
January	13.702	13.138
February	13.097	11.309
March	12.439	12.873

From the table above we note that the number of people who benefit from the scheme is higher for 434 or expressed in percentage 3.4% compared to Q1 2011.

Graph.11. DFMWI scheme in Q1 2011/2012

Tab.15. House of elderly persons without family care according to nationality

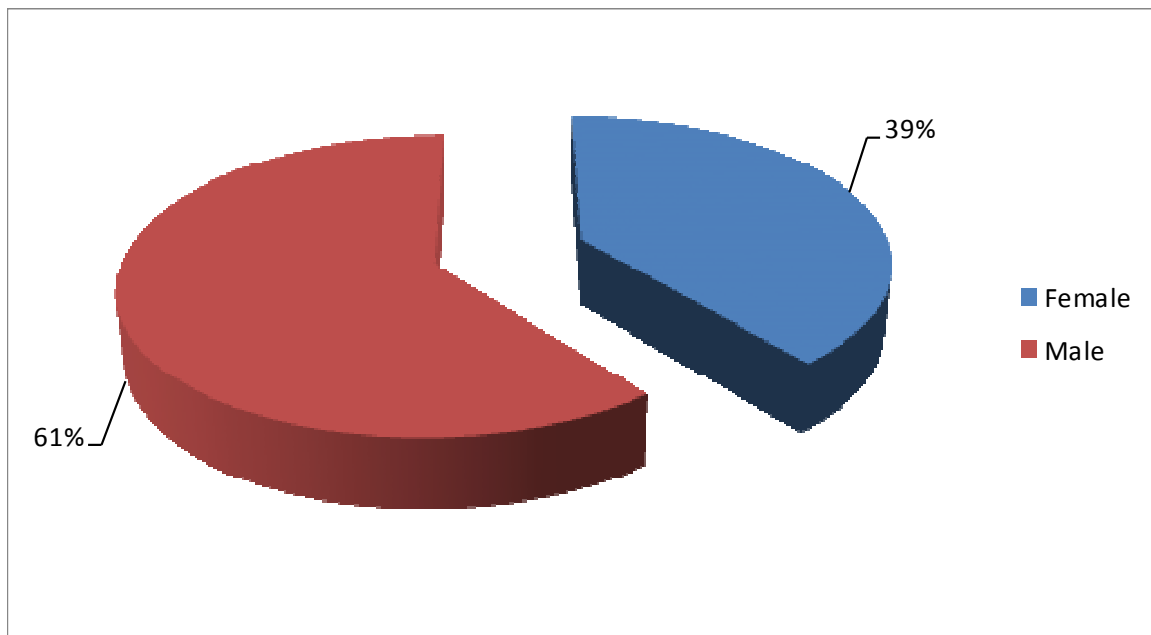
Months	Albanian	Serb	Other	Total
January	77	10	9	96
February	77	10	10	97
March	77	10	10	97

Graf.12. The national structure in percentage

Tab.16. House of elderly persons without family care by gender

Months	Female	Male	Total
January	37	59	96
February	38	59	97
March	38	59	97

Graph.13. Gender structure in percentage

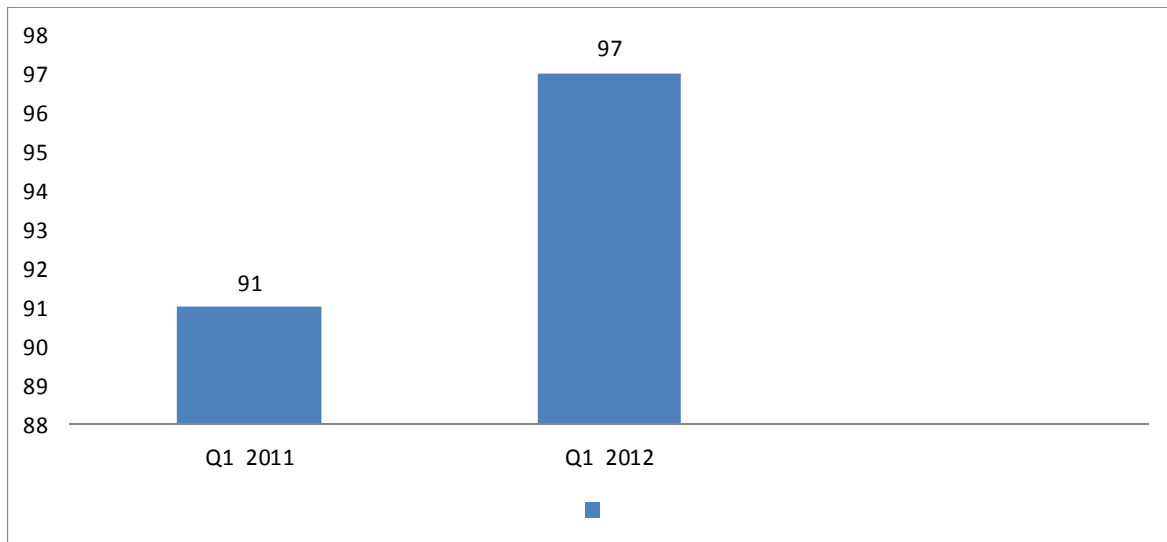


Tab.17. House of elderly persons without family care in Q1 2011/2012

Months	Years	
	2011	2012
January	90	96
February	91	97
March	91	97

The table above shows that the number of persons placed in the home of elderly persons without family care is higher for 6 or in percentage 6.2% compared to Q1 2011.

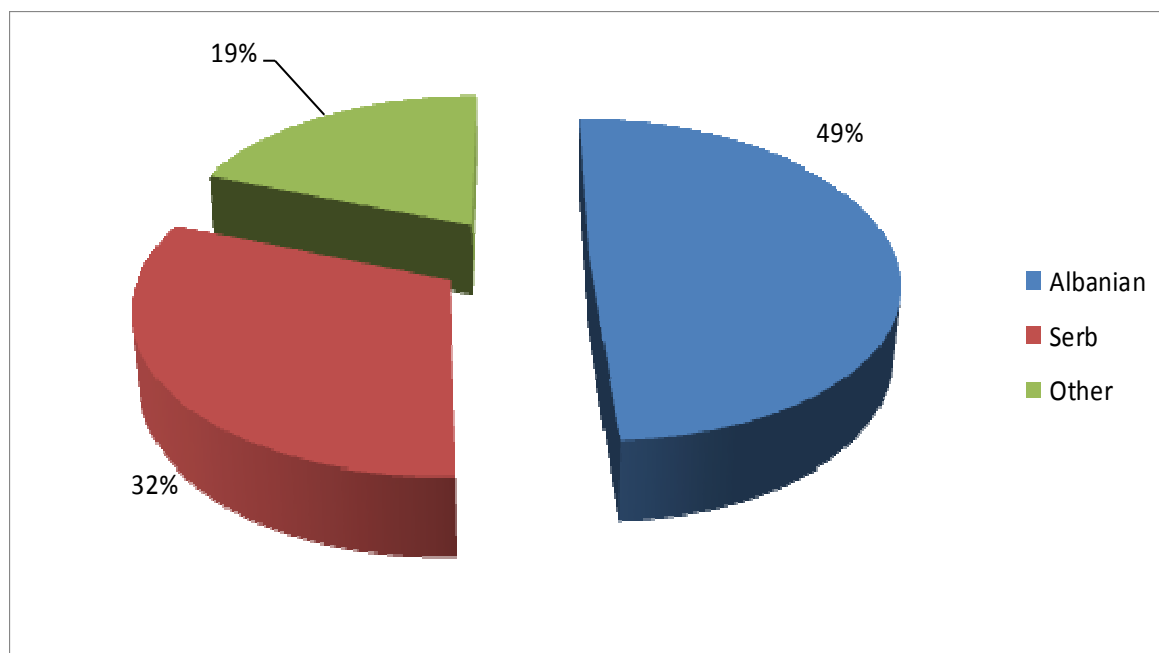
Graph.14. Number of elderly placed in the home of elderly persons without family care in Q1 2011/2012



Tab.18. Persons located in the Institute of Shtime according to nationality

Months	Albanian	Serb	Other	Total
January	63	41	24	128
February	64	41	25	130
March	64	41	25	130

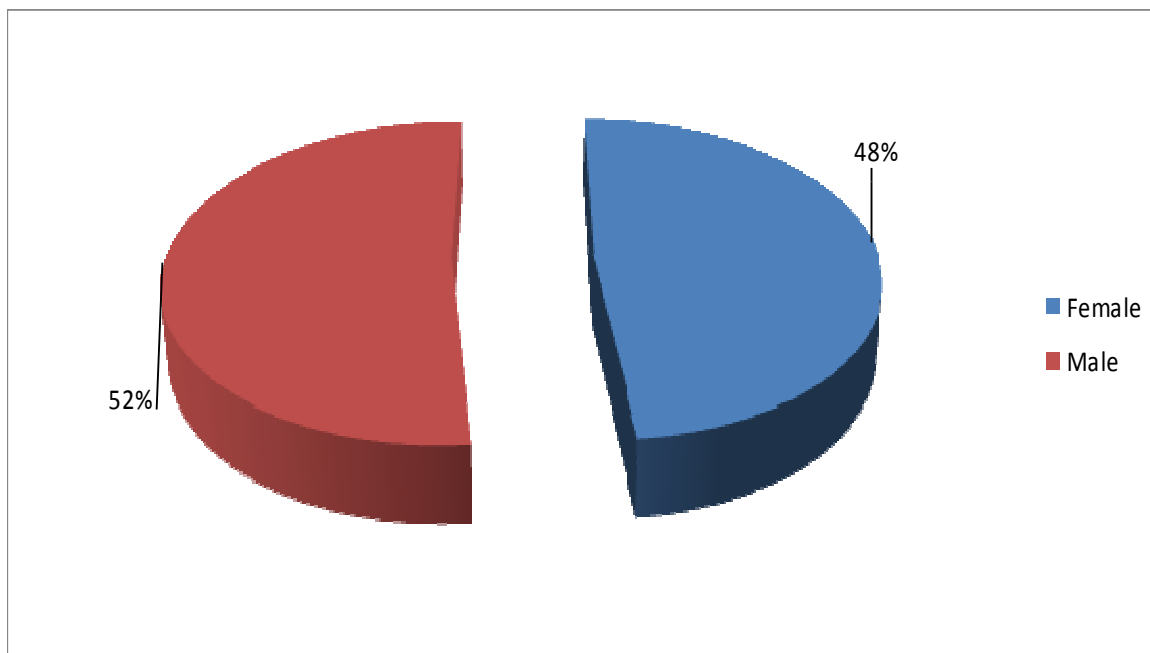
Graph.15. The national structure in percentage



Tab.19. Persons located in Shtimje Institute by gender

Months	Female	Male	Total
January	63	65	128
February	63	67	130
March	63	67	130

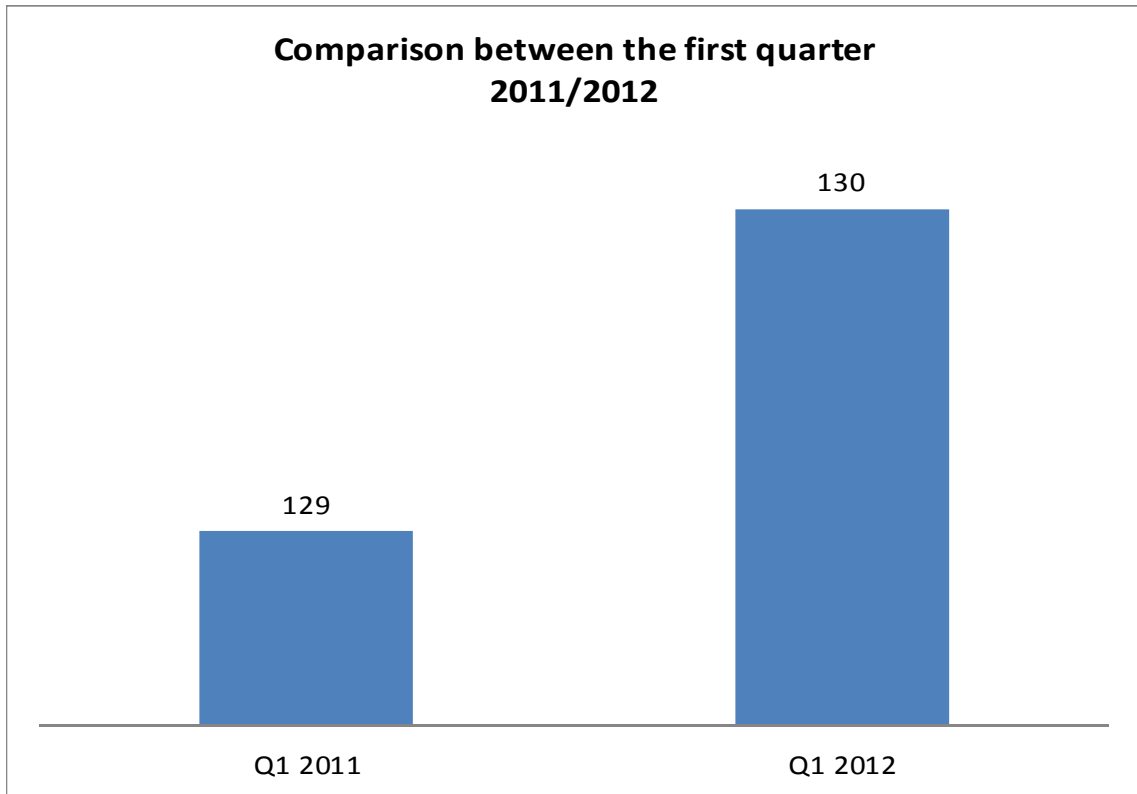
Graph.16. Gender structure in percentage



Tab.20. Persons located in the Institute of Shtime in the first quarter 2011/2012

Months	Years	
	2011	2012
January	129	128
February	129	130
March	129	130

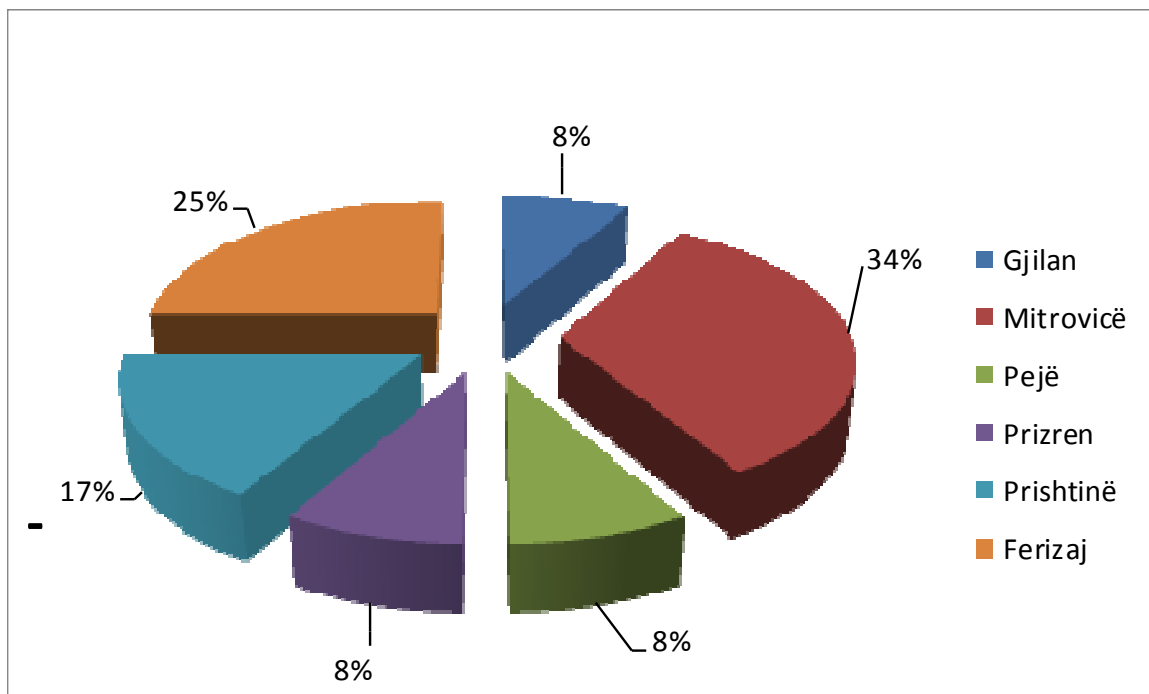
The table above shows that the number of persons accommodated in institute ty is higher for 1 or in percentage of 0.7% compared to Q1 2011.

Graph.17. Number of persons on SSI in Q1 2011/2012

Tab.21. Abandoned children by regions

Months	Region							Total
	Gjakovë	Gjilan	Mitrovicë	Pejë	Prizren	Prishtinë	Ferizaj	
January	-	-	-	1	-	1	1	3
February	-	1	2	-	-	1	1	5
March	-	-	2	-	1	-	1	4
Total	-	1	4	1	1	2	3	12

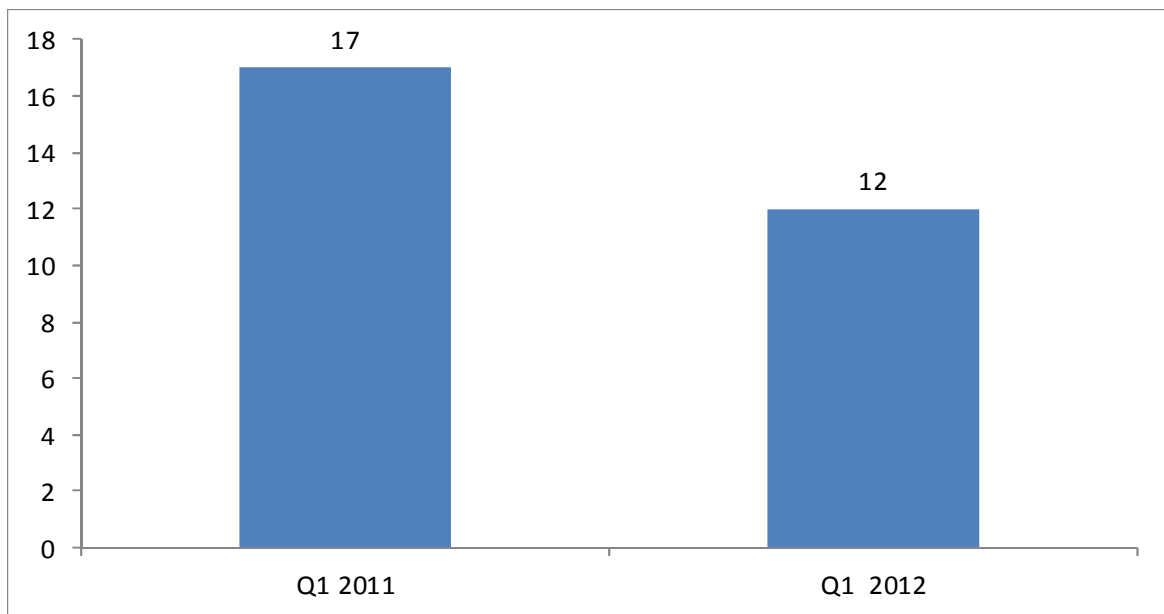
Graph.18. The number of children abandoned by regions



Tab.22. Number of abandoned children in Q1 2011/2012

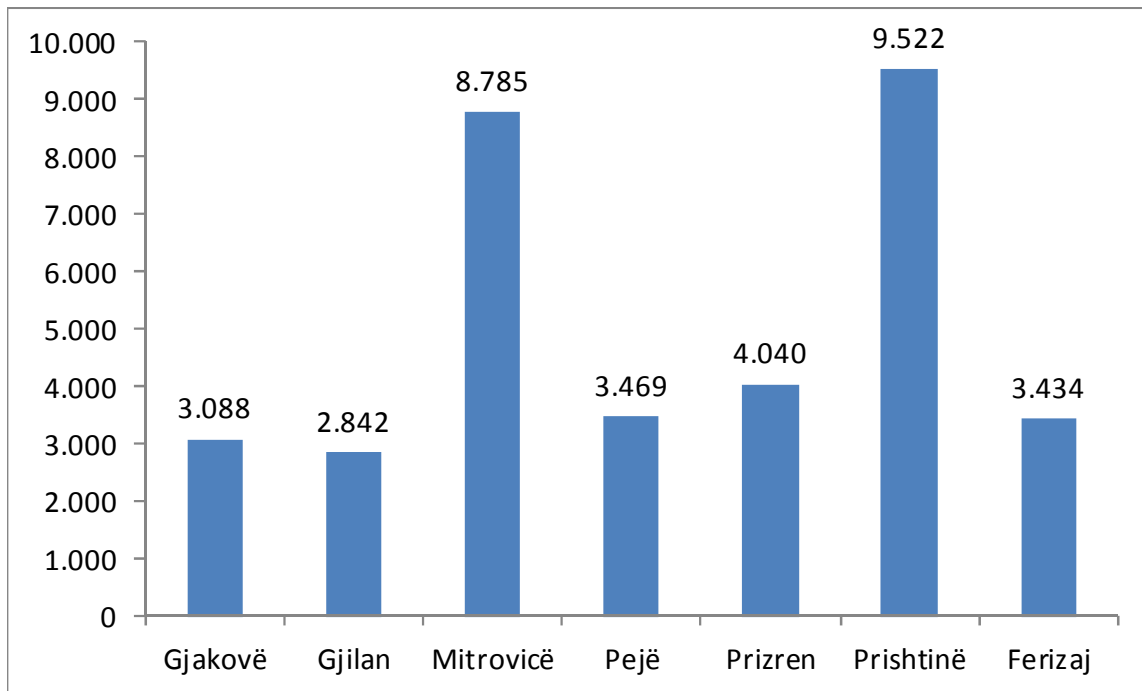
Months	Years	
	2011	2012
January	6	3
February	6	5
March	5	4
Total	17	12

From the table above we see that the number of abandoned children in Q1 2012 is less for 5 or in percentage 29.4% compared to Q1 2011.

Graph.19. number of abandoned children in Q1 2011/2012

Tab.23. Families that have benefited social assistance by regions

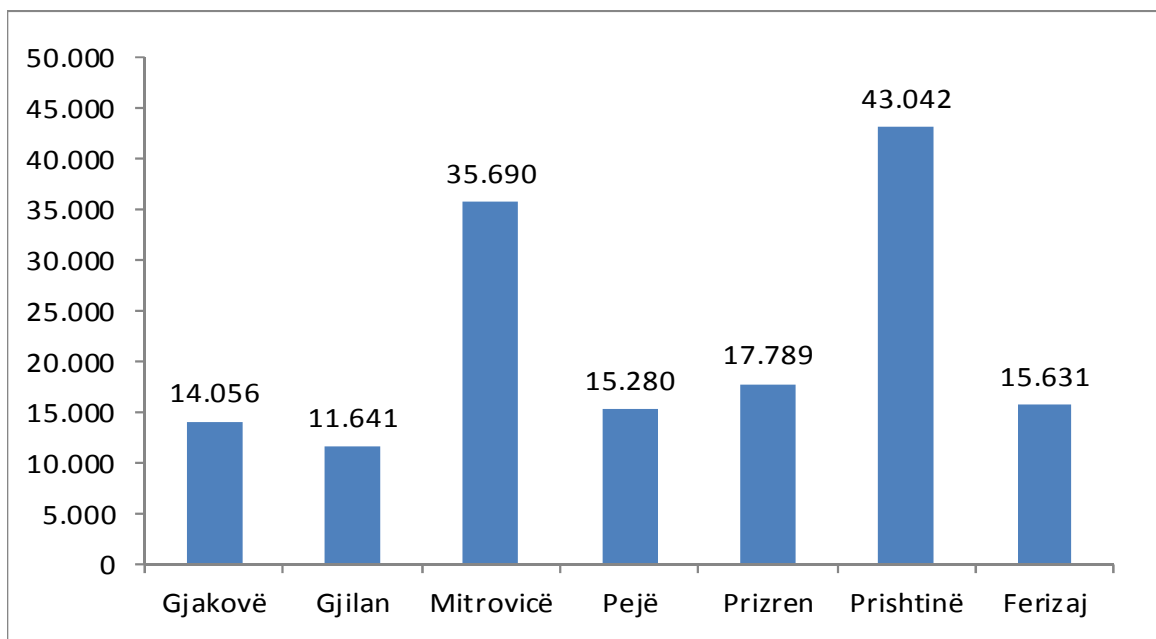
Months	Region							Total
	Gjakovë	Gjilan	Mitrovicë	Pejë	Prizren	Prishtinë	Ferizaj	
January	3.117	2.854	8.810	3.482	4.024	9.428	3.444	35.159
February	3.136	2.893	8.830	3.493	4.050	9.559	3.474	35.435
March	3.088	2.842	8.785	3.469	4.040	9.522	3.434	35.180

Graph.20. Number of families that have benefited social assistance by regions

Tab.24. Members of households receiving social assistance by regions

Months	Region							Total
	Gjakovë	Gjilan	Mitrovicë	Pejë	Prizren	Prishtinë	Ferizaj	
January	14.168	11.701	35.829	15.266	17.758	42.634	15.703	153.059
February	14.256	11.675	35.859	15.346	17.145	43.236	15.841	153.358
March	14.056	11.641	35.690	15.280	17.789	43.042	15.631	153.129

The largest number of households receiving social assistance scheme is in Prishtina region with 43,042 families.

Graph.21. Members of households receiving social assistance by regions

Tab.25. Families and members of households receiving social assistance benefits by region and total payments**Gjakovë**

Months	Families	Members	Amount in €
January	3117	14168	208285
February	3136	14256	209535
March	3088	14056	206810

Gjilan

Months	Families	Members	Amount in €
January	2854	11701	187515
February	2838	11675	189440
March	2842	11641	185025

Mitrovicë

Months	Families	Members	Amount in €
January	8810	35829	565574
February	8830	35859	565519
March	8785	35690	566652

Pejë

Months	Families	Members	Amount in €
January	3482	15266	231140
February	3493	15346	230535
March	3469	15280	230880

Prizren

Months	Families	Members	Amount in €
January	4024	17758	265329
February	4050	17145	266884
March	4040	17789	271420

Prishtinë

Months	Families	Members	Amount in €
January	9428	42634	635688
February	9559	43236	645293
March	9522	43042	640720

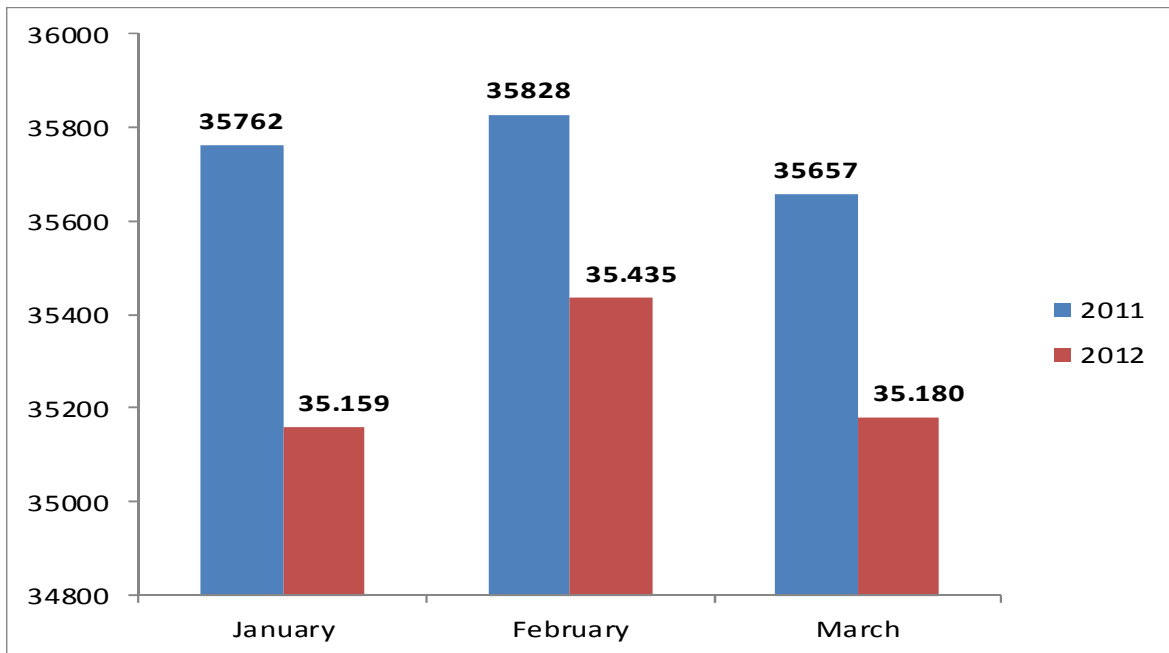
Ferizaj

Months	Families	Members	Amount in €
January	3444	15703	231033
February	3474	15841	233303
March	3434	15631	231800

Tab.26. The number of families benefiting from social assistance scheme in Q1 2010/2011

Months	Years	
	2011	2012
January	35.762	35.159
February	35.828	35.435
March	35.657	35.180

The table above shows that the number of families benefiting from social assistance schemes in Q1 2012 is smaller for 477 or expressed in percentage terms compared to 1.33% of Q1 2011.

Graph. families benefiting from social assistance scheme in Q1 2010/2011

Kosovo Agency of Statistics

short description

Kosovo Agency of Statistics is a professional institution which deals with collection, processing and publication of official statistical data. As such acts since 1948 and has passed through several historical stages, structured according to state regulation of those times.

On 2 August 1999, the Agency has resumed his professional work (after nine years of interruption of all statistical series detrimental to the interest of Kosovo), as an independent institution under the Ministry of Public Administration. Since 12.12.2011 the Agency operates in the frames of the Prime Minister's Office. Office is funded by the Kosovo Consolidated Budget, but also by donors for specific projects and for technical professional support.

Kosovo Agency of Statistics acts according to the Law No. 04/L-036 which entered into force on 12.12.2011. Strategic development plan 2009-2013 is the middle term implementation for the development of statistical system in correlation with the European Union statistics (EUROSTAT).

Kosovo Agency of Statistics has this organizational structure: production departments; (Department of Economic statistics and National Accounts, Department of Agriculture and Environment statistics and Department of Social statistics. **Support Departments;** Department of Methodology and Information Technology, Department of Policy Planning, Coordination and Communication, Department of Census and survey and Department of Administration. **Within the Agency we also established. Regional Offices;** Gjakove, Gjilan, Mitrovica, Peja, Prizren, Pristina and Ferizaj

In ASK are employed in total 139 workers, of them 104 (74,8 %) at the headquarters of the Agency, while in the Regional Offices, 35 (25,2%), with qualifying structure, 70,5% with university education to 29,5% with secondary education.

We have professional and technical cooperation with all Ministries of the Government of Kosovo, especially with the Ministry of Economy and Finance, Central Bank of Kosovo, with international institutions, EUROSTAT, International Monetary Fund, World Bank, Sweden's SIDA, DFID, UNFPA, UNDP, UNICEF, and with the statistical institutions of the countries in the region.

Kosovo Agency of Statistics almost completely covers the territory of Kosovo, based on the statistical structure of the enumeration areas as the basic unit and sole in the country from which it gets first hand information. All surveys conducted in the field use the extension of the samples in these enumeration areas but also a statistical methodology according to international recommendations. During the collection of statistical data and reports from reporting entities are involved professionals, technicians, administrators, servants of the country offices, field enumerators from regional offices, etc.

We have successfully implemented the project of Population Census, Households and Dwellings in 2011, Census that was not carried out since 1981. Results obtained from the Census will have an important role in compiling the development policies.

The mission of the Agency; to meet the needs of users with qualitative statistical data, objective, in time and space so that users have reliable base to conduct regular analysis in the interest of planning and project development at the municipal and country level. To support government institutions, scientific institutes, research academies, businesses in order to provide proper information for decision-makers and other users in Kosovo. Ongoing is preparation for the Census of Agriculture in Kosovo.

- **Address: KOSOVO AGENCY OF STATISTICS**
Street. "Zenel Salihu", No. 4, 10000 Pristina
- **Telephone:** +381 (0) 38 200 31 104
CEO: +381 (0) 38 200 31 112
- **Fax::** +381 (0) 38 235 033
- **E-mail:** social@rks-gov.net